

# On Regularized Sparse Logistic Regression

Mengyuan Zhang  
Clemson University  
Clemson, SC, USA  
mengyuz@clemson.edu

Kai Liu  
Clemson University  
Clemson, SC, USA  
kail@clemson.edu

**Abstract**—Sparse logistic regression aims to perform classification and feature selection simultaneously for high-dimensional data. Although many studies have been done to solve  $\ell_1$ -regularized logistic regression, there is no equivalently abundant literature about solving sparse logistic regression associated with nonconvex penalties. In this paper, we propose to solve  $\ell_1$ -regularized sparse logistic regression and some nonconvex penalties-regularized sparse logistic regression, when the nonconvex penalties satisfy some prerequisites, with similar optimization frameworks. In the proposed optimization frameworks, we utilize different line search criteria to guarantee good convergence performance for different regularization terms. Empirical experiments on binary classification tasks with real-world datasets demonstrate our proposed algorithms are capable of performing classification and feature selection effectively with a lower computational cost.

**Index Terms**—logistic regression, sparsity, feature selection

## I. INTRODUCTION

Logistic regression has been applied widely in many areas as a method of classification. For example, we can easily find the application of logistic regression in the areas of natural language processing [28], computer vision [32], bioinformatics [39], etc. The goal of logistic regression is to maximize the likelihood of obtaining a specific label with the observation of training samples, which is formulated as follows:

$$\begin{aligned} p(y = 1 | \mathbf{x}; \beta) &= \sigma(\beta^T \mathbf{x}) = \frac{1}{1 + \exp(-\beta^T \mathbf{x})} \\ p(y = 0 | \mathbf{x}; \beta) &= 1 - \sigma(\beta^T \mathbf{x}) = \frac{1}{1 + \exp(\beta^T \mathbf{x})}, \end{aligned} \quad (1)$$

where  $y$  is the label,  $\mathbf{x}$  is the data, and  $\beta$  is the parameter vector of logistic regression. Although we are looking at samples with  $y = 0$  and  $y = 1$  separately, we can actually combine the above two probabilities together as one single formula, which is more convenient:

$$p(y | \mathbf{x}; \beta) = p(\mathbf{x}; \beta)^y (1 - p(\mathbf{x}; \beta))^{(1-y)}. \quad (2)$$

Thus the objective function of logistic regression can be formulated in the following way with a natural probabilistic interpretation:

$$\begin{aligned} \min_{\beta} l(\beta) &= \sum_{i=1}^n -\ln p(y_i | \mathbf{x}_i; \beta) \\ &= \sum_{i=1}^n \ln(1 + \exp(\beta^T \mathbf{x}_i)) - y_i \beta^T \mathbf{x}_i, \end{aligned} \quad (3)$$

where  $y_i$  and  $\mathbf{x}_i$  denote the  $i$ -th sample's label and features.

Though logistic regression is straightforward and effective, its performance can be diminished by overfitting [11], especially when the dimensionality of features is very high compared to the number of available training samples. Therefore, typically regularization terms are utilized to avoid the problem of overfitting [26]. Common regularization methods include imposing  $\ell_2$ -norm or  $\ell_1$ -norm as a penalty in the objective function. Although  $\ell_2$ -norm regularization is easier to solve compared to the non-differentiable  $\ell_1$ -norm, it is less robust to noise [20], [18], [19], [44]. Also, in applications with high-dimensional data, it's desirable to obtain sparse solutions, since in this way we are conducting classification and feature selection at the same time. Therefore,  $\ell_1$ -regularized logistic regression has received more attention with the sparsity-inducing property and its superior empirical performance [1].

$\mathcal{L}_1$ -regularized logistic regression has been known as sparse logistic regression [33]. Actually,  $\ell_1$ -norm has been the most popular one among all the sparsity-inducing penalties due to its convexity. With the objective function of logistic regression also being convex, existing convex optimization algorithms can be easily utilized to solve  $\ell_1$ -regularized logistic regression. Recently, studies show that  $\ell_1$ -norm regularization has a bias problem that would cause significantly biased estimates, and such bias problem can be mitigated by a nonconvex penalty [10]. So nonconvex regularization has also been studied to induce sparsity in logistic regression [40], [41]. Solving sparse logistic regression with convex  $\ell_1$ -norm penalty and with nonconvex penalties using the same algorithm has been studied in [21], however, it imposes strong regularity conditions to the nonconvex penalty term and it transforms the nonconvex problem back to a  $\ell_1$ -regularized surrogate convex function and then solves with the same algorithm.

In this paper, we propose to solve  $\ell_1$ -regularized sparse logistic regression and some nonconvex penalties-regularized sparse logistic regression with similar optimization frameworks. The contributions of our work are threefold:

- Based on the iterative shrinkage thresholding algorithm and fast iterative shrinkage thresholding algorithm [3], we modified the step size setting and line search criteria to accelerate the update process while guaranteeing convergence;
- The optimization framework we proposed can handle most nonconvex penalties with only one much weaker assumption compared to previous work;
- Extensive experiments are conducted to show the algo-

rithms proposed require lower computation costs and have better performance.

The rest of this paper is organized as follows: in Section II, we review the studies about  $\ell_1$ -regularized logistic regression and nonconvex penalty-regularized logistic regression; Section III presents our proposed algorithms for solving sparse logistic regression associated with different penalties; Section IV provides the experimental results of our proposed algorithms together with some SOTAs and further discusses the performance of different penalties; Section V concludes the paper. In this paper, we call all logistic regressions with regularization terms that can produce sparse solutions as sparse logistic regression, so the term is not limited to  $\ell_1$ -norm regularized logistic regression.

## II. RELATED WORK

In the previous section, we briefly talk about the application of regularization terms in logistic regression, in this section, we will now show some existing algorithms for optimizing regularized logistic regression.

### A. $\mathcal{L}_1$ -Regularized Logistic Regression

Strictly speaking, if we would like to seek an exact form of sparsity,  $\ell_0$ -norm, which is defined as the number of non-zero elements, should be imposed as the regularization term:

$$\min_{\beta} l(\beta) + \lambda \|\beta\|_0, \quad (4)$$

where  $\lambda$  is the regularization parameter. However, studies already show that solving the above problem is NP-hard in general [25]. As the most strict convex approximation of  $\ell_0$ -norm,  $\ell_1$ -norm is an ideal alternative. The  $\ell_1$ -regularized logistic regression is formulated as follows:

$$\min_{\beta} l(\beta) + \lambda \|\beta\|_1, \quad (5)$$

where  $\|\cdot\|_1$  is the  $\ell_1$ -norm, which equals the sum of the absolute values of the vector entries.

The pain point with  $\ell_1$ -norm is it is not differentiable, which makes the computation quite challenging. To deal with the non-differentiable convex optimization problem in Eq (5), the generic method is to solve it with the sub-gradient. Besides that, there has been active development on other numerical algorithms to solve  $\ell_1$ -regularized logistic regression. A natural thought is since the problem is challenging due to its non-smoothness, we try to make it ‘smooth’. For example, in [29], the nonsmooth  $\ell_1$ -norm is approximated with a smooth function that can be solved by any smooth convex optimization methods. Another well-known method is the iteratively reweighted least squares least angle regression (IRLS-LARS) method, it converts the original problem into a smooth objective function constrained by the equivalent  $\ell_1$  ball [15].

Coordinate descent methods are also utilized to solve the  $\ell_1$ -regularized logistic regression: in [7] and [22], the Bayesian logistic regression uses a cyclic coordinate descent. The interior-point method has also been studied to solve the problem

TABLE I  
COMMON NONCONVEX REGULARIZATION TERMS USED IN SPARSE LOGISTIC REGRESSION.

Name	Formulation
$\ell_p$ -norm, $0 < p < 1$	$\lambda  \beta_i ^q$
Capped $\ell_1$ -norm	$\lambda \min( \beta_i , \epsilon)$
SCAD	$\begin{cases} \lambda  \beta_i , &  \beta_i  \leq \lambda \\ \frac{-\beta_i^2 + 2\theta \lambda  \beta_i  - \lambda^2}{2(\theta - 1)}, & \lambda <  \beta_i  \leq \theta \lambda \\ \frac{(\theta + 1)\lambda^2}{2}, &  \beta_i  > \theta \lambda \end{cases}$
MCP	$\begin{cases} \lambda  \beta_i  - \frac{\beta_i^2}{2\theta}, & \text{if }  \beta_i  \leq \theta \lambda \\ \frac{\theta \lambda^2}{2}, & \text{if }  \beta_i  > \theta \lambda \end{cases}$

with truncated Newton steps and conjugated gradient iterations in [13].

Solving the  $\ell_1$ -regularized logistic regression with high accuracy required high computational costs for large-scale datasets. Therefore, some screening algorithms have obtained more and more attention recently. Screening methods first identify the ‘inactive’ features and directly discard these features from the original datasets, then proceed with a much smaller number of features to further improve the accuracy of the parameters associated with the remaining active features. The safe feature elimination (SAFE) screening method from [8] removes features that are guaranteed to be absent depending on the duality and optimality conditions. Inspired by it, [34] proposes a simple yet efficient method that screens out far more features than the SAFE rule, and utilizes the Karush-Kuhn-Tucker (KKT) conditions to ensure the active features are not discarded by mistake. These screening methods work not only for  $\ell_1$ -regularized logistic regression but also work well for a wide range of  $\ell_1$ -regularized problems.

### B. Nonconvex Penalty-Regularized Logistic Regression

The bias problem of  $\ell_1$ -norm is it penalizes large parameters more than small ones. Recently nonconvex regularization terms have drawn considerable interest in sparse logistic regression since it is able to ameliorate the bias problem of  $\ell_1$ -norm, and it acts as the main driver of the recent development in nonconvex and nonsmooth optimization [38]. Besides  $\ell_0$ -norm, common nonconvex penalties used in sparse logistic regression are listed in Table I.

There have been studies trying to solve the  $\ell_0$ -regularized problems directly. The most common method is to conduct coordinate descent for nonconvex penalized logistic regression [5], [24]. The alternating direction method of multipliers (ADMM) inspires the development of the incremental aggregated proximal ADMM to solve nonconvex optimization problems, and it achieves great results in sparse logistic regression [12]. In [23], the momentumized iterative shrinkage thresholding (MIST) algorithm is proposed to minimize the nonconvex criterion for linear regression problems, similar ideas can be applied to logistic regression as well.

Besides the  $\ell_0$ -norm, other nonconvex penalties are also explored. The minimax concave penalty (MCP) is studied in [43] together with a penalized linear unbiased selection (PLUS) algorithm, and it shows the MCP is unbiased with superior selection accuracy. The smoothly clipped absolute deviation (SCAD) penalty is proposed in [6], which corresponds to a quadratic spline function, and the study shows the SCAD penalty outperforms the  $\ell_1$ -norm penalty a lot, and SCAD penalty has the best performance in selecting significant variables without creating excessive biases.

Difference of convex (DC) functions are proposed to behave as approximations of the  $\ell_0$ -norm, and work as the regularization term to perform feature selection in logistic regression. In [40], DC optimization algorithm (DCA) is used to solve the sparse logistic regression problem effectively. Three new nonconvex objective functions are proposed in [27] to further promote sparsity and DCA is again utilized to solve these problems. Based on the finding that a weakly convex function as an approximation of the  $\ell_0$ -norm is able to better induce sparsity than the  $\ell_1$ -norm, some ideas about fitting a sparse logistic regression model by a weakly convex regularized nonconvex optimization problem are proposed. In [30], a class of weakly convex regularization is utilized in sparse logistic regression and it's proved that the proposed problem is nonconvex.

### III. OPTIMIZATION ALGORITHMS

With all the progress mentioned above, the work about solving both convex penalty-regularized and nonconvex penalty-regularized sparse logistic regression with the same optimization framework and comparing the performance is still missing. In this section, we present some optimization frameworks that can handle both types of regularizations.

#### A. Algorithms for $\ell_1$ -norm Regularized Sparse Logistic Regression

We first consider a sparse logistic regression problem as follows:

$$\begin{aligned} \min_{\beta} f(\beta) &= \min l(\beta) + g(\beta) \\ &= \min \sum_i \ln(1 + \exp(\mathbf{x}_i^T \beta)) - y_i(\mathbf{x}_i^T \beta) + \lambda \|\beta\|_1. \end{aligned} \quad (6)$$

As we mentioned before,  $\ell_1$ -norm is a popular alternative to the strict  $\ell_0$ -norm, it has the ability to obtain sparse results and make the problem easier to solve with its appealing convex properties at the same time. Also, the objective function of logistic regression has another great property that can be employed:  $\nabla l(\beta)$  is Lipschitz continuous.

**Definition III.1.** A differentiable function  $f$  is said to have an  $L$ -Lipschitz continuous gradient if for some  $L > 0$

$$\|\nabla f(x) - \nabla f(y)\| \leq L\|x - y\| \quad \forall x, y. \quad (7)$$

Here we prove  $\nabla l(\beta)$  is Lipschitz continuous and provide its Lipschitz continuous constant.

**Theorem III.2.**  $\nabla l(\beta)$  in Eq (6) is Lipschitz continuous, and its Lipschitz constant is  $L = \frac{1}{4}\lambda_{\max}(\mathbf{X}\mathbf{X}^T)$ .

*Proof.* Let  $\mathbf{X}$  be the matrix of features, and the  $i$ -th column  $\mathbf{x}_i$  represents the  $i$ -th sample. We have

$$\nabla l(\beta) = \mathbf{X}(\mathbf{p} - \mathbf{y}), \text{ where } p_i = \frac{1}{1 + \exp(-\langle \beta, \mathbf{x}_i \rangle)}, \quad (8)$$

and

$$\nabla^2 l(\beta) = \mathbf{X} \text{diag}((p_i(1 - p_i))) \mathbf{X}^T. \quad (9)$$

With the mean value theorem, we know there exists  $\mathbf{c} \in (\beta, \beta + \Delta)$  such that

$$\nabla l(\beta + \Delta) - \nabla l(\beta) = \nabla^2 l(\mathbf{c})\Delta. \quad (10)$$

Since

$$\begin{aligned} \|\nabla^2 l(\beta)\| &\leq \lambda_{\max}(\mathbf{X} \text{diag}((p_i(1 - p_i))) \mathbf{X}^T) \\ &= \max_{\|\mathbf{v}\|=1} \mathbf{v}^T \mathbf{X} \text{diag}((p_i(1 - p_i))) \mathbf{X}^T \mathbf{v} \\ &= \max_{\|\mathbf{v}\|=1} \mathbf{v}^T [\sum (\mathbf{x}_i p_i(1 - p_i) \mathbf{x}_i^T)] \mathbf{v} \\ &\leq \frac{1}{4} \max_{\|\mathbf{v}\|=1} \mathbf{v}^T [\sum (\mathbf{x}_i \mathbf{x}_i^T)] \mathbf{v} \\ &= \frac{1}{4} \lambda_{\max}(\mathbf{X}\mathbf{X}^T), \end{aligned} \quad (11)$$

we have

$$\begin{aligned} \|\nabla l(\beta + \Delta) - \nabla l(\beta)\| &\leq \|\nabla^2 l(\mathbf{c})\| \|\Delta\| \\ &\leq \frac{1}{4} \lambda_{\max}(\mathbf{X}\mathbf{X}^T) \|\Delta\|. \end{aligned} \quad (12)$$

Thus  $\nabla l(\beta)$  is Lipschitz continuous with  $\frac{1}{4}\lambda_{\max}(\mathbf{X}\mathbf{X}^T)$ .  $\square$

We propose to cite an iterative shrinkage-thresholding algorithm (ISTA) with backtracking line search and a fast iterative shrinkage-thresholding algorithm (FISTA) with backtracking line search to solve Eq (6), which are described in Algorithm 1 and Algorithm 2, respectively, where  $p_L(\beta)$  represents the proximal operator defined as

$$p_L(\beta) = \underset{\mathbf{w}}{\operatorname{argmin}} \frac{L}{2} \|\mathbf{w} - (\beta - \frac{1}{L} \nabla l(\beta))\|^2 + g(\mathbf{w}). \quad (13)$$

The line search criterion is as follows:

$$f(p_L(\beta_{k-1})) \leq q_L(p_L(\beta_{k-1}), \beta_{k-1}), \quad (14)$$

where  $f(\beta)$  is described as Eq (6), and

$$\begin{aligned} q_L(p_L(\beta), \beta) &= l(\beta) + \langle p_L(\beta) - \beta, \nabla l(\beta) \rangle + \frac{L}{2} \|p_L(\beta) - \beta\|^2 + g(p_L(\beta)). \end{aligned} \quad (15)$$

We note that one potential flaw of the conventional ISTA and FISTA is the initialization of the step size. In conventional ISTA and FISTA with backtracking [3], the step size at the very beginning is initialized randomly by picking  $L_0 > 0$  and increasing  $L_k$ , which means decreasing the step size, to satisfy the line search criterion. What if the value of  $L_0$  is already larger than the Lipschitz constant  $L$  of  $l(\beta)$ ? In such cases, it does guarantee the objective has some decrease, but the step size is too small to achieve optimal solution rapidly. Thus, different from the conventional ISTA, in Algorithm 1, we first

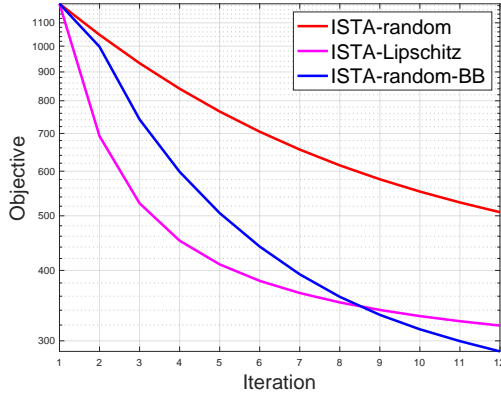


Fig. 1. In ISTA, more significant drops in the objective are observed with BB rule, and with Lipschitz constant initialized step size.

initialize the step size with the Lipschitz continuous constant and then utilize the Barzilai-Borwein (BB) rule to serve as a start point of the line searching in each following iteration:

$$\begin{aligned}\delta_k &= \beta_{k-1} - \beta_{k-2}, \\ \mathbf{v}_k &= \nabla l(\beta_{k-1}) - \nabla l(\beta_{k-2}), \\ L_k &= \frac{\langle \delta_k, \mathbf{v}_k \rangle}{\langle \delta_k, \delta_k \rangle}.\end{aligned}\quad (16)$$

BB rule is first proposed to find an appropriate step size in the steepest-descent method with low cost, in this way, we can have an efficient start point for each iteration's line searching and avoid having unnecessarily small step sizes. Experiments on synthetic data show that with the BB rule, ISTA with randomly initialized step size is able to have a more significant drop in the objective value in each iteration, which is shown in Figure 1. But compared with ISTA-Lipschitz, the convergence performance in the first several iterations is affected by the 'bad' initialized step size, thus it's reasonable to combine these two methods together to fully make use of their strengths.

Also in Algorithm 2, different from the conventional FISTA, which randomly initializes a step size and then gradually decreases it in each iteration, we also initialize the step size with the Lipschitz continuous constant to avoid unnecessary small step size. However, to keep the advantageous  $O(\frac{1}{k^2})$  convergence rate, we still need to make sure the step size is nonincreasing through the update process, so the BB rule cannot be utilized in FISTA as Algorithm 1.

As we mentioned before, the step size is always decreasing monotonically or at least non-increasing in each iteration in the conventional ISTA, thus there may be a larger step size satisfying the line search condition that cannot be discovered. Besides the step size setting with the BB rule, another method to find the largest ideal step size proposed by us is to do step size searching reversely: we start by setting step size to  $\frac{1}{L}$  in each iteration and keep enlarging the step size until the line search condition is not satisfied and record the last step size satisfying the criterion. In this way, we are able to find the largest step size satisfying the line search criterion for each update iteration.

**Algorithm 1** ISTA-BB: ISTA with Lipschitz constant and BB rule to solve Eq (6).

Initialize  $\beta_0$ , step size  $\frac{1}{L_0}$  as  $\frac{1}{L}$ , where  $L$  is the Lipschitz constant of  $\nabla l(\beta)$ , set  $\eta > 1$ ;

**repeat**

- 1) Start from  $k = 2$ , update the step size  $\frac{1}{L_k}$  using the Barzilai-Borwein (BB) rule
- 2) Find the smallest nonnegative integer  $i_k$  such that with  $\bar{L} = \eta^{i_k} L_k$  we have  $f(p_{\bar{L}}(\beta_{k-1})) \leq q_{\bar{L}}(p_{\bar{L}}(\beta_{k-1}), \beta_{k-1})$ .
- 3) Set  $L_k = \eta^{i_k} L_k$  and update  $\beta_k = p_{L_k}(\beta_{k-1})$

**until** convergence

**Algorithm 2** FISTA-Lipschitz: FISTA with Lipschitz constant to solve Eq (6).

Initialize  $\beta_0$ , step size  $\frac{1}{L_0}$  as  $\frac{1}{L}$ , where  $L$  is the Lipschitz constant of  $\nabla l(\beta)$ , set  $\eta > 1$ ,  $\mathbf{w}_1 = \beta_0$ ,  $t_1 = 1$ ;

**repeat**

- 1) Find the smallest nonnegative integer  $i_k$  such that with  $\bar{L} = \eta^{i_k} L_{k-1}$  we have  $f(p_{\bar{L}}(\mathbf{w}_k)) \leq q_{\bar{L}}(p_{\bar{L}}(\mathbf{w}_k), \mathbf{w}_k)$ .
- 2) Set  $L_k = \eta^{i_k} L_{k-1}$  and update

$$\begin{aligned}\beta_k &= p_{L_k}(\mathbf{w}_k) \\ t_{k+1} &= \frac{1 + \sqrt{1 + 4t_k^2}}{2} \\ \mathbf{w}_{k+1} &= \beta_k + \frac{t_k - 1}{t_{k+1}}(\beta_k - \beta_{k-1})\end{aligned}\quad (17)$$

**until** convergence

Based on the Lipschitz constant, we propose the new reverse line searching algorithm. The proposed algorithm is summarized in Algorithm 3. Again, unlike the conventional ISTA, the step size in Algorithm 3 is not decreasing monotonically, and to compute the largest singular value with lower computational cost, we can utilize power iteration method [4] to get rid of the computationally expensive singular value decomposition. Toy experiments on synthetic data with varying sizes show that the improvement in convergence speed oversteps the extra computation cost introduced by the singular value calculation.

**Algorithm 3** ISTA-reverse: ISTA with Lipschitz constant and reverse step size searching to solve Eq (6).

Initialize  $\beta_0$  randomly, step size  $\frac{1}{L_0}$  as  $\frac{1}{L}$ , where  $L$  is the Lipschitz constant of  $\nabla l(\beta)$ , set  $\eta > 1$ ;

**repeat**

- 1) Find the smallest nonnegative integer  $i_k$  such that with  $\bar{L} = L_0/\eta^{i_k}$  we have  $f(p_{\bar{L}}(\beta_{k-1})) > q_{\bar{L}}(p_{\bar{L}}(\beta_{k-1}), \beta_{k-1})$ .
- 2) Set  $L_k = L_0/\eta^{i_k-1}$  and update  $\beta_k = p_{L_k}(\beta_{k-1})$

**until** convergence

By updating with Algorithm 3, the objective is decreasing much faster than the conventional ISTA. From Figure 2 we can see that for FISTA, when we initialize the step size with

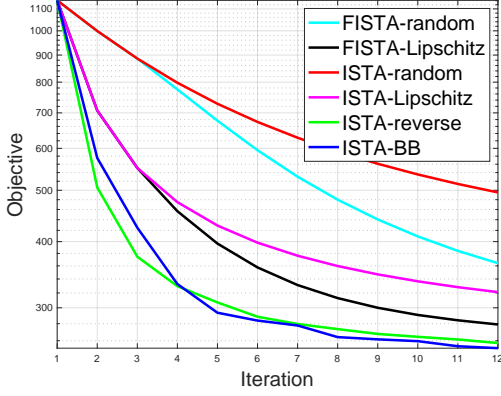


Fig. 2. Convex  $\ell_1$ -norm penalty: the convergence plot of FISTA with randomly initialized step size, FISTA- Lipschitz, ISTA with randomly initialized step size, ISTA with Lipschitz constant initialized step size, ISTA-reverse, ISTA-BB.

$\frac{1}{L}$  (FISTA-Lipschitz), it has better convergence performance than initialized with a random number (FISTA-random), which potentially can be smaller than  $\frac{1}{L}$ . For ISTA, the two algorithms proposed by us (ISTA-BB and ISTA-reverse) have similar performance and they obviously outperform the conventional ISTA with backtracking, either with random initialized step size (ISTA-random) or with Lipschitz constant initialized step size (ISTA-Lipschitz) [45], [46].

The convergence proof of Algorithm 1, Algorithm 2, and Algorithm 3 can be easily adapted from the proof in [3], here we only present the key lemma and theorems of the convergence rate.

**Lemma III.3.** *If for vector  $\beta$ , we have  $f(p_L(\beta)) \leq q_L(p_L(\beta), \beta)$ , then for any vector  $\alpha$ ,*

$$f(\alpha) - f(p_L(\beta)) \geq \frac{L}{2} \|p_L(\beta) - \beta\|_F^2 + L \langle \beta - \alpha, p_L(\beta) - \beta \rangle. \quad (18)$$

The following theorem is about the convergence rate of Algorithm 1 and Algorithm 3:

**Theorem III.4.** *Let  $\{\beta_k\}$  be the sequence generated by either Algorithm 1 or Algorithm 3, for any  $k > 1$ ,*

$$f(\beta_k) - f(\beta^*) = O\left(\frac{1}{k}\right), \quad (19)$$

where  $\beta^*$  is an optimal solution to Eq (6).

The following theorem is about the convergence rate of Algorithm 2:

**Theorem III.5.** *Let  $\{\beta_k\}$  be the sequence generated by Algorithm 2, for any  $k > 1$ ,*

$$f(\beta_k) - f(\beta^*) = O\left(\frac{1}{k^2}\right), \quad (20)$$

where  $\beta^*$  is an optimal solution to Eq (6).

## B. Algorithms for Nonconvex Penalty Regularized Sparse Logistic Regression

While the  $\ell_1$ -norm is convenient since it's convex, some studies show that sometimes nonconvex penalties can have better performance than the  $\ell_1$ -norm penalty [38]. This is mainly due to the bias problem of  $\ell_1$ -norm [10] as we mentioned. However, the use of nonconvex regularization makes the problem become nonconvex and even nonsmooth, thus the problems are harder to solve than the convex ones, and optimization algorithms for nonconvex regularization problems are unnecessarily complex for convex regularization problems [9]. Current literature lacks a simple framework that is suitable for both convex penalties and a wide range of nonconvex penalties. With this consideration, we would like to show some nonconvex penalties that can ameliorate the bias problem and at the same time, can be solved with the same algorithms for the convex penalty-regularized sparse logistic regression proposed in the previous section.

Studies show that with the prerequisite that the nonconvex regularization terms can be written as the difference between two convex functions as long as the Hessian is bounded [42], for example, the  $\ell_0$ -norm constraint  $\|\beta\|_0 \leq k$  can be expressed as  $\|\beta\|_2^2 - \|\beta\|_{k,2}^2 = 0$ , where  $\|\beta\|_{k,2}$  equals the  $\ell_2$ -norm of a subvector composed of top- $k$  elements of  $\beta$  in squared value [35]. For such nonconvex penalties, we are able to prove ISTA with slightly different line searching criteria can achieve critical points of the problem as well. In this section, we propose to still utilize ISTA in the previous section with a slightly different line search condition to solve sparse logistic regression problems with nonconvex penalties, where the nonconvex penalty could be written as a difference between two convex functions:

$$\begin{aligned} \min_{\beta} f(\beta) &= l(\beta) + g(\beta), \\ l(\beta) &= \sum_i \ln(1 + \exp(\mathbf{x}_i^T \beta)) - y_i(\mathbf{x}_i^T \beta), \\ g(\beta) &= g_1(\beta) - g_2(\beta), \end{aligned} \quad (21)$$

where  $g(\beta)$  is the nonconvex penalty term with bounded Hessian, therefore we can decompose it into convex  $g_1(\beta)$  and  $g_2(\beta)$ . The algorithms are summarized in Algorithm 4, Algorithm 5, the line search criterion becomes as follows:

$$f(\beta_{k+1}) \leq f(\beta_k) - \frac{L_k}{2} \|\beta_{k+1} - \beta_k\|^2. \quad (22)$$

Examples of suitable nonconvex penalties can be found in Table II, we also list the proximal operators for the penalties, including the convex  $\ell_1$ -norm penalty.

Here we show the convergence plot of ISTA with different step size searching methods on some synthetic data in Figure 3, the penalty we used is the SCAD penalty. Again, compared to other step size settings, our methods are able to converge faster.

With the prerequisite that the nonconvex penalty's Hessian is bounded, we can prove that we are approaching the critical points of Eq (21) with Algorithm 4 or Algorithm 5:

TABLE II  
EXAMPLES OF PENALTIES AND CORRESPONDING PROXIMAL OPERATORS.

Penalty	$g_1(\beta_i)$	$g_2(\beta_i)$	Proximal operator
SCAD	$\lambda \beta_i $	$\begin{cases} 0, &  \beta_i  \leq \lambda \\ \frac{\beta_i^2 - 2\lambda \beta_i  + \lambda^2}{2(\theta-1)}, & \lambda <  \beta_i  \leq \theta\lambda \\ \lambda \beta_i  - \frac{(\theta+1)\lambda^2}{2}, &  \beta_i  > \theta\lambda \end{cases}$	$\begin{cases} \text{sign}(t) \max( t  - \lambda), 0, &  t  \leq 2\lambda \\ \frac{(\theta-1)t - \text{sign}(t)\theta\lambda}{\theta-2}, & 2\lambda <  t  \leq \theta\lambda \\ t, &  t  > \theta\lambda \end{cases}$
MCP	$\lambda \beta_i $	$\begin{cases} \frac{\beta_i^2}{2\theta}, & \text{if }  \beta_i  \leq \theta\lambda \\ \lambda \beta_i  - \frac{\theta\lambda^2}{2}, & \text{if }  \beta_i  > \theta\lambda \end{cases}$	$\begin{cases} 0, &  t  \leq \lambda \\ \frac{\text{sign}(t)( t  - \lambda)}{1 - 1/\theta}, & \lambda <  t  \leq \theta\lambda \\ t, &  t  > \theta\lambda \end{cases}$
$\ell_1$ -norm			$\text{sign}(t) \max( t  - \lambda, 0)$

**Algorithm 4** ISTA-BB: ISTA with Lipschitz constant and BB rule to solve Eq (21).

Initialize  $\beta_0$ , step size  $\frac{1}{L_0}$  as  $\frac{1}{L}$ , where  $L$  is the Lipschitz constant of  $\nabla l(\beta)$ , set  $\eta > 1$ ;

**repeat**

- 1) Start from  $k = 2$ , update the step size  $\frac{1}{L_k}$  using the Barzilai-Borwein (BB) rule
- 2) Find the smallest nonnegative integer  $i_k$  such that with  $\bar{L} = \eta^{i_k} L_k$  we have  $f(p_{\bar{L}}(\beta_{k-1})) \leq f(\beta_{k-1}) - \frac{\bar{L}}{2} \|p_{\bar{L}}(\beta_{k-1}) - \beta_{k-1}\|^2$ .
- 3) Set  $L_k = \eta^{i_k} L_k$  and update  $\beta_k = p_{L_k}(\beta_{k-1})$

**until** convergence

**Algorithm 5** ISTA-reverse: ISTA with Lipschitz constant and reverse step size searching to solve Eq (21).

Initialize  $\beta_0$  randomly, step size  $\frac{1}{L_0}$  as  $\frac{1}{L}$ , where  $L$  is the Lipschitz constant of  $\nabla l(\beta)$ , set  $\eta > 1$ ;

**repeat**

- 1) Find the smallest nonnegative integer  $i_k$  such that with  $\bar{L} = L_0/\eta^{i_k}$  we have  $f(p_{\bar{L}}(\beta_{k-1})) > f(\beta_{k-1}) - \frac{\bar{L}}{2} \|p_{\bar{L}}(\beta_{k-1}) - \beta_{k-1}\|^2$ .
- 2) Set  $L_k = L_0/\eta^{i_k-1}$  and update  $\beta_k = p_{L_k}(\beta_{k-1})$

**until** convergence

**Theorem III.6.** Let  $\{\beta_k\}$  be the sequence generated by either Algorithm 4 or Algorithm 5, then all limit points of the sequence  $\{\beta_k\}$  are critical points of the problem in Eq (21).

*Proof.* With the proximal operator, we know that  $\beta_{k+1}$  is a critical point of the following problem:

$$l(\beta_k) + \langle \nabla l(\beta_k), \beta - \beta_k \rangle + \frac{L_k}{2} \|\beta - \beta_k\|^2 + g(\beta), \quad (23)$$

thus we have

$$0 \in \nabla l(\beta_k) + L_k(\beta_{k+1} - \beta_k) + \partial g_1(\beta_{k+1}) - \partial g_2(\beta_{k+1}). \quad (24)$$

If we let  $\beta^*$  be the limit point of the sequence  $\{\beta_k\}$ , we should have a subsequence  $K$  such that

$$\lim_{k \in K \rightarrow \infty} \beta_k = \beta^*. \quad (25)$$

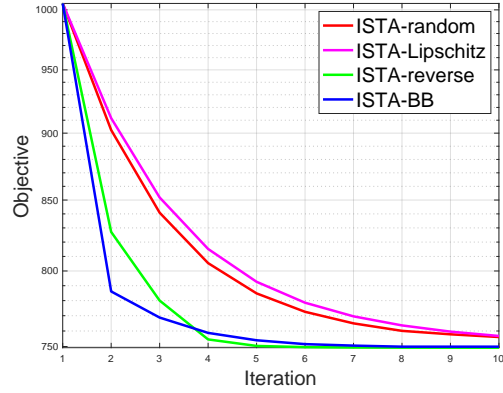


Fig. 3. Nonconvex SCAD penalty: the convergence plot of ISTA with randomly initialized step size, ISTA with Lipschitz constant initialized step size, ISTA-reverse, ISTA-BB.

We notice that  $f(\beta)$  is a lower bounded function and the sequence  $\{f(\beta_k)\}$  is monotonically decreasing based on the line search criterion, there exists  $\lim_{k \rightarrow \infty} f(\beta_k)$ , and since  $f(\beta)$  is continuous, we have

$$\lim_{k \rightarrow \infty} f(\beta_k) = \lim_{k \in K \rightarrow \infty} f(\beta_k) = f(\beta^*). \quad (26)$$

With the line search criterion

$$f(\beta_{k+1}) \leq f(\beta_k) - \frac{\bar{L}}{2} \|\beta_{k+1} - \beta_k\|^2, \quad (27)$$

after taking the limit with  $k \in K$  on both sides of the above inequality we obtain

$$f(\beta^*) \leq f(\beta^*) - \frac{\bar{L}}{2} \lim_{k \in K \rightarrow \infty} \|\beta_{k+1} - \beta_k\|^2, \quad (28)$$

thus we have

$$\lim_{k \in K \rightarrow \infty} \|\beta_{k+1} - \beta_k\|^2 = 0. \quad (29)$$

Take limits on both sides of Eq (24) and combine with Eq (29), consider the fact that  $L_k$  cannot be infinitely large, we obtain

$$0 \in \nabla l(\beta^*) + (\partial g_1(\beta^*) - \partial g_2(\beta^*)). \quad (30)$$

Recall the prerequisite that  $f(\beta) = l(\beta) + (g_1(\beta) - g_2(\beta))$ , we can say  $\beta^*$  is a critical point of the original problem in Eq (21).  $\square$



TABLE III  
DATASET INFORMATION.

Dataset	#Instances	#Attributes	#Classes
Wine	178	13	3
Specheart	267	44	2
Ionosphere	351	34	2
Madelon	4400	500	2
Arrhythmia	452	279	16

We can see that the only difference between the algorithms for convex  $\ell_1$ -norm regularized sparse logistic regression and nonconvex penalty-regularized sparse logistic regression lies in the step size searching criterion. We no longer have the convex properties of  $g(\beta)$ , and we will rely on the step size searching condition to show the convergence of the above two algorithms.

**Theorem III.7.** *Let  $\{\beta_k\}$  be the sequence generated by either Algorithm 4 or Algorithm 5, after  $n$  iterations, we have*

$$\min_{0 \leq k \leq n} \|\beta_{k+1} - \beta_k\|^2 \leq \frac{2(f(\beta_0) - f(\beta^*))}{nL_{\min}}, \quad (31)$$

where  $\beta^*$  is a limit point of the sequence  $\{\beta_k\}$ ,  $L_{\min}$  is the minimum  $L$  among the  $n$  iterations.

*Proof.* With the line search criterion, we have

$$\frac{L_k}{2} \|\beta_{k+1} - \beta_k\|^2 \leq f(\beta_k) - f(\beta_{k+1}), \quad (32)$$

sum the above inequality we have

$$\frac{L_{\min}}{2} \sum_{k=0}^n \|\beta_{k+1} - \beta_k\|^2 \leq f(\beta_0) - f(\beta_{n+1}), \quad (33)$$

where  $L_{\min}$  is the minimum value among all the  $L_k$ . With  $f(\beta_n) \geq f(\beta^*)$ , we have

$$\frac{L_{\min}}{2} \sum_{k=0}^n \|\beta_{k+1} - \beta_k\|^2 \leq f(\beta_0) - f(\beta^*). \quad (34)$$

Then, with

$$n \min_{0 \leq k \leq n} \|\beta_{k+1} - \beta_k\|^2 \leq \sum_{k=0}^n \|\beta_{k+1} - \beta_k\|^2 \quad (35)$$

we obtain

$$\frac{L_{\min}}{2} n \min_{0 \leq k \leq n} \|\beta_{k+1} - \beta_k\|^2 \leq f(\beta_0) - f(\beta^*). \quad (36)$$

□

#### IV. EXPERIMENTS

The empirical studies are conducted on the following 5 benchmark classification datasets, which can be found in the publicly available UCI machine learning repository [2]: Wine, Specheart, Ionosphere, Madelon, and Dorothea. Detailed information about the dimensions of these datasets can be found in Table III. For the logistic regression with convex  $\ell_1$ -norm penalty, we compare our proposed methods with the

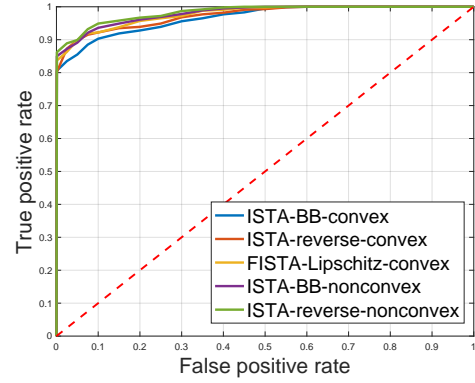


Fig. 4. ROC curve for Wine dataset, with  $\ell_1$ -norm regularization and SCAD regularization.

following methods: OMFISTA [47], Interior-Point method [13], GSLR [16], SPA [36], Lassplore [17], HIS [31], and proximal Newton [14]. For the logistic regression with nonconvex penalties, we compare our proposed methods with the GPGN method [37] and the HONOR algorithm [9], and the nonconvex penalty we utilize in the experiment is SCAD. All the methods were run with the same convergence criteria ( $10^{-4}$  convergence tolerance), and we set the upper limit for the number of iterations for each method as 200. For Wine, since there are only 3 classes, we use the One-vs-All method to conduct binary classification with logistic regression, and the results reported are averaged over the 3 binary classification tasks. There are 16 classes in Arrhythmia, we conduct a binary classification between "normal" and all the different classes of arrhythmia (including the unclassified ones). In this benchmark result part, the classification performance is measured by the average testing accuracy obtained with K-fold cross-validation, in our experiment, the number of folds is 5. It's known there exists a valid upper threshold for the regularization parameter  $\lambda_{max}$  in logistic regression [13], when the regularization parameter is larger than this upper threshold the cardinality of the solution will be zero. Therefore  $\lambda$  is usually selected as a fraction proportion of  $\lambda_{max}$ . In our scenario, we choose a 10-length path for our regularization parameter, which is  $0.01\lambda_{max}$ ,  $0.02\lambda_{max}$ ,  $0.05\lambda_{max}$ ,  $0.07\lambda_{max}$ ,  $0.1\lambda_{max}$ ,  $0.2\lambda_{max}$ ,  $0.3\lambda_{max}$ ,  $0.5\lambda_{max}$ ,  $0.7\lambda_{max}$ ,  $0.8\lambda_{max}$ . All the other parameters are set to the same values as the original papers. In Table IV and Table V, we show the testing accuracy with various  $\lambda$  for  $\ell_1$ -norm penalty and SCAD penalty, respectively. We only present the results with  $0.02\lambda_{max}$ ,  $0.1\lambda_{max}$ , and  $0.5\lambda_{max}$  here, more details about the performance with the complete 10-length regularization path can be found in the later regularization parameter analysis part.

We present the receiver operating characteristic (ROC) curve of our proposed methods on one dataset to illustrate the general performance of our proposed methods in Figure 4, other datasets have similar results. ROC curves show the performance of a binary classification model at all classification thresholds by plotting the true positive rate against the false positive rate. A larger area under the ROC curve (AUC) represents

TABLE IV  
TESTING ACCURACY OBTAINED FROM 5-FOLD CROSS-VALIDATION, WITH  $\ell_1$ -NORM REGULARIZATION.

	$\lambda/\lambda_{max}$	OMFISTA	Interior-Point	GSLR	SPA	Lassplore	HIS	Newton	ISTA-BB	ISTA-rev	FISTA-Lip
Wine	0.02	0.920	0.920	0.845	0.902	0.898	0.905	0.902	0.919	<b>0.922</b>	<b>0.922</b>
	0.1	0.907	0.911	0.841	0.882	0.886	0.899	0.901	0.911	<b>0.913</b>	0.909
	0.5	0.892	0.891	0.825	0.856	0.852	0.896	0.895	<b>0.908</b>	0.902	0.899
Specheart	0.02	0.739	0.705	0.732	0.752	0.711	0.585	0.739	0.752	0.751	<b>0.758</b>
	0.1	0.721	0.691	0.716	0.735	0.702	0.571	0.722	<b>0.739</b>	<b>0.739</b>	0.731
	0.5	0.685	0.672	<b>0.701</b>	0.698	0.681	0.559	0.659	0.688	0.697	<b>0.701</b>
Ionosphere	0.02	0.835	0.821	0.832	0.828	0.808	0.576	0.851	0.855	0.857	<b>0.858</b>
	0.1	0.802	0.809	0.825	0.815	0.789	0.573	0.809	0.818	<b>0.825</b>	0.822
	0.5	0.796	0.791	0.809	0.792	0.761	0.558	0.778	0.781	<b>0.801</b>	<b>0.801</b>
Madelon	0.02	0.615	0.611	0.612	<b>0.621</b>	0.601	0.605	0.615	<b>0.621</b>	<b>0.621</b>	<b>0.621</b>
	0.1	0.603	0.601	0.601	0.611	0.592	0.601	0.611	<b>0.615</b>	0.611	<b>0.615</b>
	0.5	0.592	0.582	0.583	0.591	0.579	0.589	0.592	0.601	0.601	<b>0.602</b>
Arrhythmia	0.02	0.611	0.591	0.601	0.608	0.599	0.589	0.608	<b>0.615</b>	<b>0.615</b>	<b>0.615</b>
	0.1	0.591	0.588	0.589	<b>0.595</b>	0.591	0.578	0.588	<b>0.595</b>	0.592	<b>0.595</b>
	0.5	0.567	0.567	0.567	0.577	0.562	0.551	0.572	<b>0.579</b>	<b>0.579</b>	<b>0.579</b>

TABLE V  
TESTING ACCURACY OBTAINED FROM 5-FOLD CROSS-VALIDATION, WITH SCAD REGULARIZATION.

	$\lambda/\lambda_{max}$	GPGN	HONOR	ISTA-BB	ISTA-rev
Wine	0.02	0.921	0.925	0.929	<b>0.931</b>
	0.1	0.912	0.912	0.915	<b>0.917</b>
	0.5	0.897	0.905	0.905	<b>0.907</b>
Specheart	0.02	0.751	0.761	0.761	<b>0.763</b>
	0.1	0.732	0.735	0.737	<b>0.739</b>
	0.5	0.691	<b>0.711</b>	<b>0.711</b>	<b>0.711</b>
Ionosphere	0.02	0.855	0.857	<b>0.859</b>	0.857
	0.1	0.825	0.827	0.829	<b>0.831</b>
	0.5	0.792	0.795	0.795	<b>0.799</b>
Madelon	0.02	0.621	0.625	<b>0.631</b>	0.628
	0.1	0.612	0.616	<b>0.619</b>	0.615
	0.5	0.585	0.597	0.601	<b>0.603</b>
Arrhythmia	0.02	0.595	0.609	0.611	<b>0.618</b>
	0.1	0.581	0.592	<b>0.597</b>	0.595
	0.5	0.566	0.577	0.579	<b>0.581</b>

a better classification performance of the model. We can see that the largest AUC is associated with the SCAD and the ISTA-reverse solver, but the advantage is very limited, all the methods proposed in this paper share similar performance.

We compare the efficiency of our proposed methods with other State-Of-The-Art (SOTA) methods. Due to the fact that different algorithms have different computation speeds for each iteration, we use computation time in seconds as the metric to measure the efficiency of algorithms rather than the number of iterations. We show the computation time for the training process of all the methods we compared with 1000 features and 500 features. The number of samples is fixed at 1000 and with  $\lambda/\lambda_{max} = 0.1$ . From Figure 5 we can see that in the  $\ell_1$ -norm regularized logistic regression problem, our proposed methods (ISTA-BB, ISTA-reverse, and FISTA-Lip) require less computation time to converge during the training process. The proximal Newton method is not included in the figure because its running time is way higher than the running time of other methods, making it hard to visualize the time in the same figure. The nonconvex penalty regularized logistic regression problem follows a similar path, ISTA-BB and ISTA-reverse

have better performance than GPGN and HONOR in terms of efficiency.

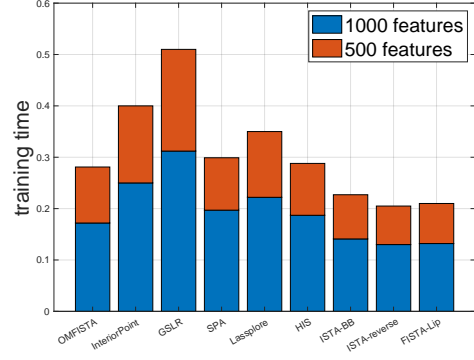


Fig. 5.  $\mathcal{L}_1$ -norm regularized: comparison of computing time for each method needed to converge, the number of samples is fixed to 1000.

We also conduct numerical experiments to show the scalability of our methods. We varied the number of features and the number of samples to show how our algorithms scaled with the size of the problems. The results are shown in Figure 6. For our proposed methods, the computation time is quite low even with a large number of features and samples, also the trends of the increasing computation time with increasing features/samples are quite stable, there is no explosive increase in the computation time with the rapid growth in features/samples. Besides the methods we proposed, we also include original ISTA and FISTA methods with  $\ell_1$ -norm regularization to show the superiority of our methods.

We present the convergence performance of our proposed methods along the regularization path, using a small data set (Ionosphere) from the UCI machine learning repository, which is shown in Figure 7. Similarly, we also include the original ISTA and FISTA methods to show the superiority of our methods. The figure shows that our proposed methods have similar performance in terms of convergence, and the numbers of iterations needed to converge are always smaller than that of the original ISTA and FISTA methods. We also



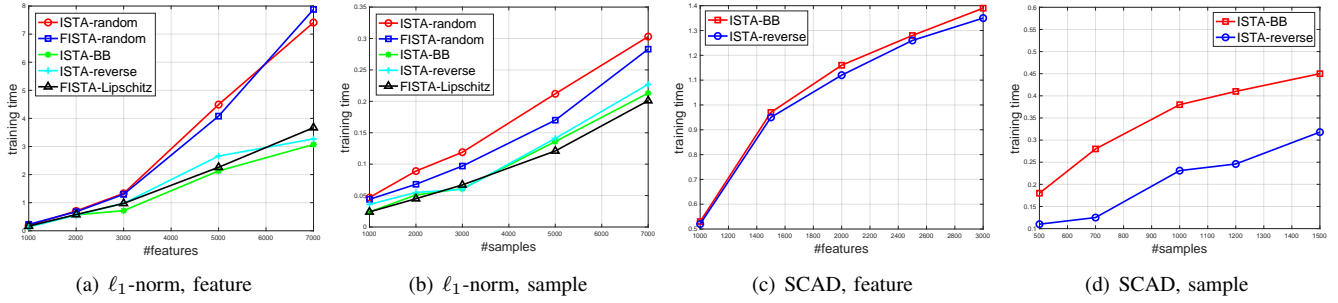


Fig. 6. Scalability study – the influence of the number of features and samples on the training time for each method needed to converge, from left to right is:  $\ell_1$ -norm regularized problem with varying features,  $\ell_1$ -norm regularized problem with varying samples, SCAD regularized problem with varying features, SCAD regularized problem with varying samples.

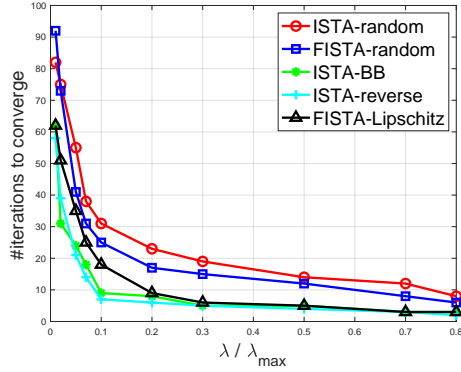


Fig. 7.  $\mathcal{L}_1$ -norm regularized: comparison of iterations for each method needed to converge with varying  $\lambda$ , the number of features and the number of samples are both fixed to 1000.

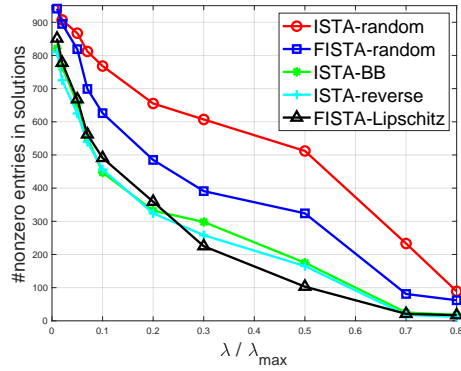


Fig. 8.  $\mathcal{L}_1$ -norm regularized: comparison of the solution sparsity obtained by each method with varying  $\lambda$ , the number of features and the number of samples are both fixed to 1000.

explore the sparsity of solutions along the regularization path, which is shown in Figure 8. The numbers of nonzero entries in the solutions obtained by our methods are pretty similar to each other, and the sparsity of solutions is higher than the original ISTA and FISTA methods. In general, we can see that the regularization parameter  $\lambda$  has effects on the number of iterations to converge and the sparsity of solutions obtained. When the value of  $\lambda$  gets large, the number of

iterations to converge gets lower and the sparsity gets higher, but a large value regularization parameter also represents the whole problem is biased towards the penalty problem rather than focusing on the original problem. And on the contrary, if one would like to obtain lower sparsity in the solutions to involve more features and maintain a great performance on the original problem, it is more computationally expensive. Also, we note that the proximal Newton method is not able to induce sparsity even with large  $\lambda$ .

Both convex and non-convex penalties can be used to achieve sparsity in logistic regression, but the choice of penalty depends on the characteristics of the data and the desired level of sparsity, which is affected by the regularization parameters as well. Convex penalties are computationally efficient, relatively easy to optimize, and have well-understood properties, while non-convex penalties can be more effective at promoting sparsity but are computationally more expensive and have less well-understood properties. The application of nonconvex regularization does not always guarantee improvement, the question of whether using convex or nonconvex regularization terms should be answered with careful deliberation.

## V. CONCLUSIONS

In this paper, we propose new optimization frameworks to solve logistic regression problems with both convex regularizations and nonconvex regularizations satisfying a lenient prerequisite to achieve sparsity and we show the corresponding convergence properties. Results on benchmark datasets with both types of regularizations demonstrate the advantages of our proposed algorithms compared to other SOTA methods in terms of accuracy and efficiency. Future research would focus on expanding the applicable scope of the algorithms to all nonconvex penalties.

## REFERENCES

- [1] Felix Abramovich and Vadim Grinshtein. High-dimensional classification by sparse logistic regression. *IEEE Transactions on Information Theory*, 65(5):3068–3079, 2018.
- [2] Arthur Asuncion and David Newman. Uci machine learning repository, 2007.
- [3] Amir Beck and Marc Teboulle. A fast iterative shrinkage-thresholding algorithm for linear inverse problems. *SIAM journal on imaging sciences*, 2(1):183–202, 2009.

- [4] Thomas E Booth. Power iteration method for the several largest eigenvalues and eigenfunctions. *Nuclear science and engineering*, 154(1):48–62, 2006.
- [5] Patrick Breheny and Jian Huang. Coordinate descent algorithms for nonconvex penalized regression, with applications to biological feature selection. *The annals of applied statistics*, 5(1):232, 2011.
- [6] Jianqing Fan and Runze Li. Variable selection via nonconcave penalized likelihood and its oracle properties. *Journal of the American statistical Association*, 96(456):1348–1360, 2001.
- [7] Alexander Genkin, David D Lewis, and David Madigan. Large-scale bayesian logistic regression for text categorization. *technometrics*, 49(3):291–304, 2007.
- [8] Laurent El Ghaoui, Vivian Viallon, and Tarek Rabbani. Safe feature elimination for the lasso and sparse supervised learning problems. *arXiv preprint arXiv:1009.4219*, 2010.
- [9] Pinghua Gong and Jieping Ye. Honor: Hybrid optimization for non-convex regularized problems. *Advances in Neural Information Processing Systems*, 28, 2015.
- [10] Trevor Hastie, Robert Tibshirani, and Martin Wainwright. Statistical learning with sparsity. *Monographs on statistics and applied probability*, 143:143, 2015.
- [11] Douglas M Hawkins. The problem of overfitting. *Journal of chemical information and computer sciences*, 44(1):1–12, 2004.
- [12] Zehui Jia, Jieru Huang, and Zhongming Wu. An incremental aggregated proximal admm for linearly constrained nonconvex optimization with application to sparse logistic regression problems. *Journal of Computational and Applied Mathematics*, 390:113384, 2021.
- [13] Kwangmoo Koh, Seung-Jean Kim, and Stephen Boyd. An interior-point method for large-scale  $\ell_1$ -regularized logistic regression. *Journal of Machine learning research*, 8(Jul):1519–1555, 2007.
- [14] Jason D Lee, Yuekai Sun, and Michael A Saunders. Proximal newton-type methods for minimizing composite functions. *SIAM Journal on Optimization*, 24(3):1420–1443, 2014.
- [15] Su-In Lee, Honglak Lee, Pieter Abbeel, and Andrew Y Ng. Efficient  $\ell_1$  regularized logistic regression. In *Aaai*, volume 6, pages 401–408, 2006.
- [16] Alexander LeNail, Ludwig Schmidt, Johnathan Li, Tobias Ehrenberger, Karen Sachs, Stefanie Jegelka, and Ernest Fraenkel. Graph-sparse logistic regression. *arXiv preprint arXiv:1712.05510*, 2017.
- [17] Jun Liu, Jianhui Chen, and Jieping Ye. Large-scale sparse logistic regression. In *Proceedings of the 15th ACM SIGKDD international conference on Knowledge discovery and data mining*, pages 547–556, 2009.
- [18] Kai Liu and Hua Wang. Robust multi-relational clustering via  $\ell_1$ -norm symmetric nonnegative matrix factorization-norm symmetric nonnegative matrix factorization. In *Proceedings of the 53rd Annual Meeting of the Association for Computational Linguistics and the 7th International Joint Conference on Natural Language Processing (Volume 2: Short Papers)*, pages 397–401, 2015.
- [19] Kai Liu and Hua Wang. High-order co-clustering via strictly orthogonal and symmetric  $\ell_1$ -norm nonnegative matrix tri-factorization. In *Proceedings of the Twenty-Seventh International Joint Conference on Artificial Intelligence*, 2018.
- [20] Kai Liu, Hua Wang, Feiping Nie, and Hao Zhang. Learning multi-instance enriched image representations via non-greedy ratio maximization of the  $\ell_1$ -norm distances. In *Proceedings of the IEEE Conference on Computer Vision and Pattern Recognition*, pages 7727–7735, 2018.
- [21] Po-Ling Loh and Martin J Wainwright. Regularized m-estimators with nonconvexity: Statistical and algorithmic theory for local optima. *Advances in Neural Information Processing Systems*, 26, 2013.
- [22] David Madigan, Alexander Genkin, David D Lewis, and Dmitriy Fradkin. Bayesian multinomial logistic regression for author identification. In *AIP conference proceedings*, volume 803, pages 509–516. American Institute of Physics, 2005.
- [23] Goran Marjanovic, Magnus O Ulfarsson, and Alfred O Hero. Mist:  $\ell_1$  sparse linear regression with momentum. In *2015 IEEE International Conference on Acoustics, Speech and Signal Processing (ICASSP)*, pages 3551–3555. IEEE, 2015.
- [24] Rahul Mazumder, Jerome H Friedman, and Trevor Hastie. Sparsenet: Coordinate descent with nonconvex penalties. *Journal of the American Statistical Association*, 106(495):1125–1138, 2011.
- [25] Balas Kausik Natarajan. Sparse approximate solutions to linear systems. *SIAM journal on computing*, 24(2):227–234, 1995.
- [26] Andrew Y Ng. Feature selection,  $\ell_1$  vs.  $\ell_2$  regularization, and rotational invariance. In *Proceedings of the twenty-first international conference on Machine learning*, page 78, 2004.
- [27] Cheng Soon Ong and Le Thi Hoai An. Learning sparse classifiers with difference of convex functions algorithms. *Optimization Methods and Software*, 28(4):830–854, 2013.
- [28] Tomas Pranckevičius and Virginijus Marcinkevičius. Comparison of naive bayes, random forest, decision tree, support vector machines, and logistic regression classifiers for text reviews classification. *Baltic Journal of Modern Computing*, 5(2):221, 2017.
- [29] Mark Schmidt, Glenn Fung, and Rmer Rosales. Fast optimization methods for  $\ell_1$  regularization: A comparative study and two new approaches. In *European Conference on Machine Learning*, pages 286–297. Springer, 2007.
- [30] Xinyue Shen and Yuantao Gu. Nonconvex sparse logistic regression with weakly convex regularization. *IEEE Transactions on Signal Processing*, 66(12):3199–3211, 2018.
- [31] Jianing Shi, Wotao Yin, Stanley Osher, and Paul Sajda. A fast hybrid algorithm for large-scale  $\ell_1$ -regularized logistic regression. *The Journal of Machine Learning Research*, 11:713–741, 2010.
- [32] Yumnam Kirani Singh, N Debachandra Singh, et al. Binary face image recognition using logistic regression and neural network. In *2017 International Conference on Energy, Communication, Data Analytics and Soft Computing (ICECDS)*, pages 3883–3888. IEEE, 2017.
- [33] Robert Tibshirani. Regression shrinkage and selection via the lasso. *Journal of the Royal Statistical Society: Series B (Methodological)*, 58(1):267–288, 1996.
- [34] Robert Tibshirani, Jacob Bien, Jerome Friedman, Trevor Hastie, Noah Simon, Jonathan Taylor, and Ryan J Tibshirani. Strong rules for discarding predictors in lasso-type problems. *Journal of the Royal Statistical Society: Series B (Statistical Methodology)*, 74(2):245–266, 2012.
- [35] Katsuya Tono, Akiko Takeda, and Jun-ya Gotoh. Efficient dc algorithm for constrained sparse optimization. *arXiv preprint arXiv:1701.08498*, 2017.
- [36] Maxime Vono, Nicolas Dobigeon, and Pierre Chainais. Sparse bayesian binary logistic regression using the split-and-augmented gibbs sampler. In *2018 IEEE 28th International Workshop on Machine Learning for Signal Processing (MLSP)*, pages 1–6. IEEE, 2018.
- [37] Rui Wang, Naihua Xiu, and Chao Zhang. Greedy projected gradient-newton method for sparse logistic regression. *IEEE transactions on neural networks and learning systems*, 31(2):527–538, 2019.
- [38] Fei Wen, Lei Chu, Peilin Liu, and Robert C Qiu. A survey on nonconvex regularization-based sparse and low-rank recovery in signal processing, statistics, and machine learning. *IEEE Access*, 6:69883–69906, 2018.
- [39] Pokkate Wongsasuluk, Srilekha Chotpanarat, Wattasit Siri Wong, and Mark Robson. Using hair and fingernails in binary logistic regression for bio-monitoring of heavy metals/metalloid in groundwater in intensively agricultural areas, thailand. *Environmental Research*, 162:106–118, 2018.
- [40] Liming Yang and Yannan Qian. A sparse logistic regression framework by difference of convex functions programming. *Applied Intelligence*, 45(2):241–254, 2016.
- [41] Min Yuan and Yitian Xu. Feature screening strategy for non-convex sparse logistic regression with log sum penalty. *Information Sciences*, 2023.
- [42] Alan L Yuille and Anand Rangarajan. The concave-convex procedure (cccp). *Advances in neural information processing systems*, 14, 2001.
- [43] Cun-Hui Zhang. Nearly unbiased variable selection under minimax concave penalty. *The Annals of statistics*, 38(2):894–942, 2010.
- [44] Mengyuan Zhang and Kai Liu. Enriched robust multi-view kernel subspace clustering. In *Proceedings of the IEEE/CVF Conference on Computer Vision and Pattern Recognition*, pages 1993–2002, 2022.
- [45] Mengyuan Zhang and Kai Liu. Rethinking symmetric matrix factorization: A more general and better clustering perspective. In *2022 IEEE International Conference on Data Mining (ICDM)*, pages 695–702. IEEE, 2022.
- [46] Mengyuan Zhang and Kai Liu. Multi-task learning with prior information. In *Proceedings of the 2023 SIAM International Conference on Data Mining (SDM)*, pages 586–594. SIAM, 2023.
- [47] Marcelo VW Zibetti, Elias S Helou, and Daniel R Pipa. Accelerating overrelaxed and monotone fast iterative shrinkage-thresholding algorithms with line search for sparse reconstructions. *IEEE Transactions on Image Processing*, 26(7):3569–3578, 2017.