

MultIOD: Rehearsal-free Multihead Incremental Object Detector

Eden Belouadah, Arnaud Dapogny, Kevin Bailly

Datakalab, 143 avenue Charles de Gaulles, 92200 Neuilly-sur-Seine, France

{eb, ad, kb}@datakalab.com

Abstract

Class-Incremental learning (CIL) is the ability of artificial agents to accommodate new classes as they appear in a stream. It is particularly interesting in evolving environments where agents have limited access to memory and computational resources. The main challenge of class-incremental learning is catastrophic forgetting, the inability of neural networks to retain past knowledge when learning a new one. Unfortunately, most existing class-incremental object detectors are applied to two-stage algorithms such as Faster-RCNN and rely on rehearsal memory to retain past knowledge. We believe that the current benchmarks are not realistic, and more effort should be dedicated to anchor-free and rehearsal-free object detection. In this context, we propose MultIOD, a class-incremental object detector based on CenterNet. Our main contributions are: (1) we propose a multihead feature pyramid and multihead detection architecture to efficiently separate class representations, (2) we employ transfer learning between classes learned initially and those learned incrementally to tackle catastrophic forgetting, and (3) we use a class-wise non-max-suppression as a post-processing technique to remove redundant boxes. Without bells and whistles, our method outperforms a range of state-of-the-art methods on two Pascal VOC datasets.

1. Introduction

Catastrophic forgetting, or catastrophic interference [28], is a significant challenge when artificial agents update their knowledge with new data. It involves losing past knowledge while rapidly transforming the model representation to fit the new data distribution. In scenarios where data arrives in streams, requiring ongoing model adaptation, the concept of Continual Learning (CL) gains prominence.

Class-incremental learning is a subdomain of Continual Learning, where new classes are added at each system update (called state). It gained an increasing interest in the last few years due to the emergence of different deep learning algorithms [13, 17, 24, 34, 38, 42]. Class-Incremental Object Detection (CIOD) is interesting in prac-

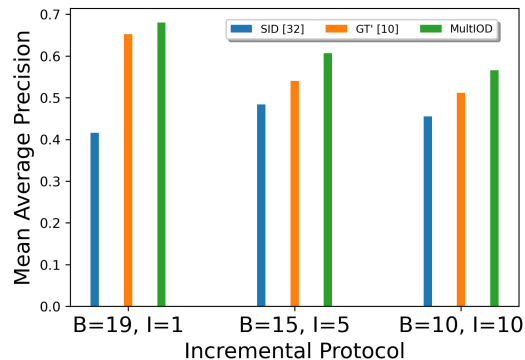


Figure 1. Mean Average Precision (IoU=0.5) on VOC0712 using different number of base classes (B) and incremental classes (I)

tice. It can be deployed in autonomous cars that continuously explore objects on road [37], or in security cameras to easily detect infractions, or even in large events to continuously capture attendees density for statistical purposes [5]. In computer vision, class-incremental learning is often applied to classification, object detection, and segmentation. Rehearsal-free continual object detection comprises an additional challenge compared to classification. The absence of annotations for objects belonging to earlier classes leads to their classification as background [29]. This phenomenon is called as background interference (or shift) and it aggravates the effect of catastrophic forgetting.

CIOD community proposed some benchmarks to tackle the problem [29]. However, these benchmarks are not realistic and are barely applicable in real-life scenarios. On the one hand, most existing CIOD models [7, 24, 31, 33, 38] are based on Faster-RCNN [36], a two-stage detection algorithm. This approach is not useful in practice, where data appears at a fast pace, and real-time object detectors are needed to quickly accommodate new knowledge. On the other hand, the largest room was booked for rehearsal-based methods, where past data is replayed to refresh the model representation and tackle catastrophic forgetting. However, this scenario is often not realistic because of the impossibility to access past data due to privacy issues or hardware limitations.

In this paper, we push the effort towards developing con-

tinual object detectors that are anchor-free and rehearsal-free. This is indeed the most challenging scenario, but the most useful in practice. Therefore, we propose *Multihead Incremental Object Detector (MultIOD)*, a new CIOD model based on CenterNet algorithm [47]. These are our main contributions:

1. **Architecture:** we propose a multihead feature pyramid [22] to share upsampling layers of a group of classes that appear in the same state, while a multihead detector is used to efficiently separate class representations (Subsec 3.3).

2. **Training:** we apply a transfer learning between classes learned in the initial state and classes learned incrementally to tackle catastrophic forgetting (Subsec 3.4).

3. **Inference:** we use a class-wise non-max-suppression as a post-processing technique to remove redundant boxes that might appear when two or more detection heads are activated at the same time during inference. (Subsec 3.5)

Figure 1 shows that our method outperforms SID [32] and GT' [10], two distillation-based methods that are built on top of CenterNet. Note that we reduce model memory footprint by half because our method does not require saving the previous model as the other state-of-the-art distillation-based counterparts. In addition, our method trains faster since the number of trainable parameters at each state is reduced thanks to the transfer learning scheme.

2. Related Work

Continual Object Detection is a hot topic of research. We categorize existing methods into three groups as in [17].

2.1. Fine-Tuning-based approaches

Here, model parameters are continuously updated at each incremental state. ILOD [38] is one of the first works that tackled CIOD problem. Authors propose a loss that balances the interplay between predictions of new classes, while they use a distillation loss to minimize the discrepancy between responses for past classes from the previous and the current models. [12] and [6] both modify the Region Proposal Network (RPN) of a Faster-RCNN [36] to accommodate new classes. The former uses a fully connected layer along with distillation to classify proposals. The latter adds a knowledge distillation loss from a teacher model using a domain-specific dataset. Similarly to [6], the authors of [46] use distillation with a sampling strategy that helps better select proposals of foreground classes. [33] distills knowledge for proposals that have a strong relation with ground-truth boxes. [41] also uses distillation of output logits, but with a YoloV3 backbone. Other works distill intermediate features instead of logits. [7] proposes a Hint Loss to tackle catastrophic forgetting, and uses an adaptive distillation approach that uses both RPN output and features.

Rehearsal of past class exemplars is widely used to tackle catastrophic forgetting. It was initially proposed in [34] to

classify images incrementally. Its effectiveness was proven in classification on multiple datasets [3, 17]. In object detection, it was used by [37] and [11] who combined it with a replay and distillation, respectively. Meta-ILOD [16] uses both distillation and replay to tackle forgetting. In addition, it uses a gradient-conditioning loss for the region of interest component as a regularization strategy. In [26], authors propose an attention mechanism for feature distillation and an adaptive exemplar selection strategy for rehearsal. [44] uses an external dataset and distill knowledge from two networks that learn past and new classes, respectively, to a new separate network. Alternatively, RILOD [19] helps in collecting and annotating data from search engines, and using it in incremental detection. Finally, IncDet [24] builds on Elastic Weights Consolidation (EWC) and uses a pseudo-labeling technique in addition to a Huber loss of regularization. The pseudo labeling is widely used by the community to tackle background interference. We provide in the appendix a figure that explains this phenomenon.

There are few CenterNet-based CIOD models [10, 32]. GT' [10] combines the ground-truth bounding boxes with predictions of the model in the previous state. The latter are first converted to bounding boxes. Then, redundant boxes are cleaned before to be distilled to the current model. Selective and Inter-related Distillation (SID) [32] is another continual detector where the authors propose a new distillation method. It consists in using Euclidean distance to measure the inter-relations between instances. This helps in considering the relationship among different instances, and thus improves the transfer. We compare *MultIOD* to both methods. Note that the latter requires saving two models in order to perform distillation, while ours needs the current model only. This means that we halve memory footprint.

2.2. Parameter-Isolation-based approaches

This type of approaches uses a subset of the model parameters to learn a different set of classes each time.

MMN [20] freezes the most important weights in the neural network and uses the least useful ones to learn new classes. Weights importance is computed based on their magnitudes that are evaluated after each incremental state. Alternatively, [45] uses pruning techniques [27] to remove useless channels and residual blocks, while it uses a YoloV3-based ensemble network to perform detection.

MultIOD incorporates features of a parameter-isolation technique. We assign a dedicated detection head to each class while sharing a common feature pyramid among classes within the same state. The backbone remains the only component shared across the detector.

2.3. Fixed-Representation-based approaches

These approaches are based on a frozen feature extractor to transfer knowledge between the initial and incremental classes. In RODEO [13], authors freeze the neural network

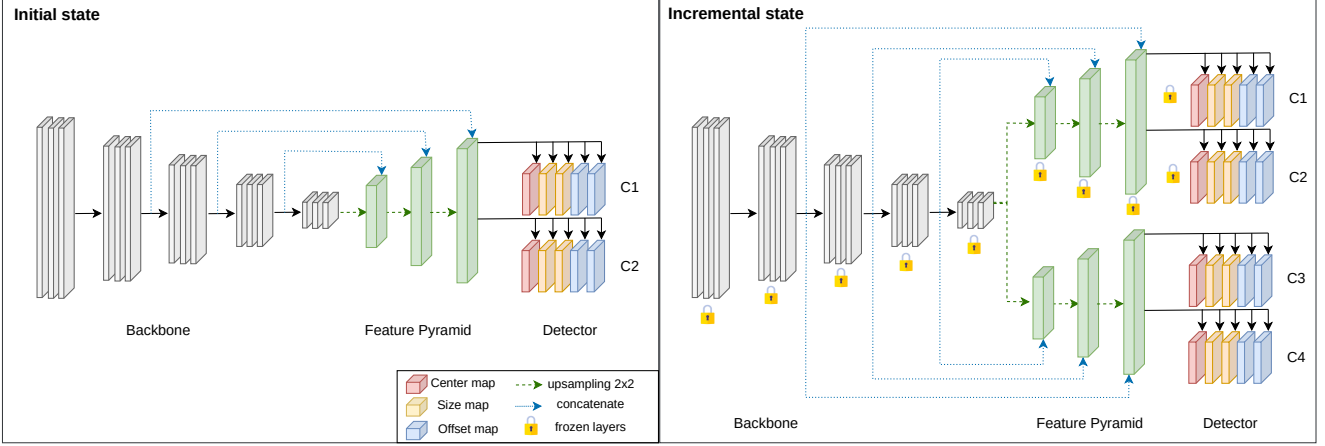


Figure 2. Illustration of *MultIOD*, depicting two states, the initial state (on the left), and one incremental state (on the right). The model is trained from scratch in the initial state using data from classes C1 and C2, while in the incremental state, it is updated using data from classes C3 and C4 only. The backbone, the feature pyramid of classes C1 and C2, as well as their detection heads are frozen once these classes are learned. Only the feature pyramid of classes C3 and C4, and their detection heads are trained in the incremental state.

after learning the first batch of classes. Later, they quantize the extracted features in order to have compact image representations. The latter are replayed in incremental states.

Transfer learning was proven to cope well with class-incremental learning when no memory of the past is allowed. [2] trains a deep feature extractor on initial classes and a set of Support Vector Machines (SVMs) [4] is used to learn classes incrementally. *MultIOD* shares the same spirit as [2], where the CenterNet backbone is shared between all classes, and a different detection head is specialized to learn each class. *MultIOD* is also considered as a fixed-representation-based algorithm.

Most of the works from the literature are built on top of a Faster-RCNN object detector. However, this detector cannot run in real-time. Real-life applications require a faster model to learn continuously while acquiring data in streams. According to a recent survey [1], keypoint-based detectors are the fastest, while being efficient. That is why we choose CenterNet [47] as a main algorithm to develop our class-incremental detector *MultIOD*. While multihead CenterNet has been investigated previously in [15], its primary focus was on accommodating multi-task objectives such as object detection, pose estimation, and semantic segmentation, instead of continual learning.

3. Proposed Method

3.1. Problem Definition

Given a set of states $\mathcal{S} = \{S_0, S_1, \dots, S_{n-1}\}$, where n is the number of states, the initial state S_0 contains B classes, and incremental states $S_{i>0}$ contain I classes each. In a general form, we note $|\mathcal{C}_i|$ the total number of classes seen so far in a state S_i . $\mathcal{D} = \{D_0, D_1, \dots, D_{n-1}\}$ are the sets of images of each state. An initial model M_0 is trained from scratch on D_0 which contains the first B classes. Incremen-

tal models M_1, M_2, \dots, M_{n-1} are trained on D_1, D_2, \dots, D_{n-1} in states S_1, S_2, \dots, S_{n-1} , respectively. Note that in each set D_i , only objects from classes of the corresponding state S_i are annotated. At each incremental state $S_{i>0}$, the model M_i is initialized with weights of model M_{i-1} (except for new feature pyramid and detection heads that are randomly initialized). M_i has access to all training data from new classes, but no data from past classes is available. When testing, annotations from all classes $|\mathcal{C}_i|$ are available to evaluate the performance of the model on all data seen so far. Having no access to past data during training is the most challenging scenario in class-incremental learning, yet the most interesting one in practice.

An object detection model usually comprises:

- **A Backbone:** a classification network without the final dense layer. Example: ResNet [14], EfficientNet [39], etc.
- **An Upsampling Network:** receives the output from the backbone and increases its dimensions to generate final prediction maps with enhanced resolution. Example: Deformable Convolutions [8], Feature Pyramids [22], etc.
- **A Detection Network:** takes the output of the upsampling network and makes the final prediction. Example: CenterNet [47], Yolo [35], SSD [25], etc.

Since *MultIOD* is based on CenterNet, we briefly remind its main components in the next subsection:

3.2. CenterNet Object Detector

CenterNet is an anchor-free object detector. It considers objects as points, and it generates five types of output maps:

- **Center map:** encodes the center of the objects using a Gaussian distribution, where the mean corresponds to the object center location, the peak value is set to 1, and the standard deviation varies based on the size of the object. The focal loss is used as a training objective (Equation 1):

$$\mathcal{L}_{focal} = \frac{-1}{N} \sum_{xyc} \begin{cases} (1 - \hat{Y}_{xyc})^\alpha \log(\hat{Y}_{xyc}) & \text{if } Y_{xyc} = 1 \\ (1 - Y_{xyc})^\beta (\hat{Y}_{xyc})^\alpha & \text{otherwise} \\ \log(1 - \hat{Y}_{xyc}) & \end{cases} \quad (1)$$

where x and y are center map coordinates, c is the class index, α, β are parameters of the focal loss. N is the number of objects in the image. \hat{Y} is the predicted center map, and Y is the ground-truth center map.

- **Size map:** consists of two maps (for width and height). At the location corresponding to the peak of each Gaussian (center of the object), the width of this object is inserted in the width map, and its height in the height map. The size loss is an L1 loss (Equation 2):

$$\mathcal{L}_{size} = \frac{1}{N} \sum_{i=0}^{N-1} |\hat{S}_i - S_i| \quad (2)$$

where \hat{S} is the predicted size map, and S is the ground-truth size map. Note that the loss is only computed on map coordinates corresponding to the center of the objects.

- **Offset map:** consists also of two maps (for x and y axes). It is used to recover the discretization error caused by output stride when encoding object centers. It is also an L1 loss, and is computed on centers only (Equation 3):

$$\mathcal{L}_{offset} = \frac{1}{N} \sum_{i=0}^{N-1} |\hat{O}_i - O_i| \quad (3)$$

where \hat{O} is the predicted offset map, and O is the ground-truth offset map. The overall loss is the combination of the three losses (Equation 4):

$$\mathcal{L} = \lambda_{focal} \times \mathcal{L}_{focal} + \lambda_{size} \times \mathcal{L}_{size} + \lambda_{offset} \times \mathcal{L}_{offset} \quad (4)$$

where $\lambda_{focal} = 1.0$, $\lambda_{size} = 0.1$, $\lambda_{offset} = 1.0$ [47].

Note that CenterNet uses one center map per class, and shared size and offset maps between all classes.

3.3. Multihead CenterNet for Class Separability

We build on CenterNet to develop our class-incremental detector. The central concept driving *MultiOD* is to differentiate the parameters responsible for learning distinct classes. This differentiation is not about complete separation, but rather about determining which parameters should be shared and which should be selectively distinguished. Therefore, we propose the creation of a multihead architecture, which we will elaborate on hereafter:

- **Multihead Feature Pyramid:** Feature Pyramid Network (FPN) [22] helps to build high-level semantic feature maps at all scales. This network is efficient for detecting both large and small objects. In an incremental scenario, we use one feature pyramid for each group of classes that occur at the same time in the data stream. This helps in sharing a subset of parameters between these classes and reinforces their learning. The detailed architecture of our FPN as well as all implementation details are in the appendix.

- **Multihead Detector:** We adapt the original CenterNet [47] architecture to a class-incremental scenario as follows: (1) In contrast to [47] that shares size and offset maps between classes, we use one size map and one offset map for each class. The motivation behind this choice is to enable the separation of class representations in the architecture. Furthermore, the original CenterNet, by definition [47], lacks the capability to address scenarios in which two objects of distinct classes happen to share the exact same center position. This limitation results in the necessity to encode either one object or the other in the size map, but not both simultaneously. Preliminary experiments confirmed an increase in performance when using multihead CenterNet.

3.4. Transfer Learning to Tackle Forgetting

In a rehearsal-free protocol, updating our model using only new data will result in a significant bias towards these specific classes in the weights of the backbone, feature pyramids, and detection heads. This bias leads to catastrophic forgetting, even when a multihead architecture is employed. To mitigate this, we propose a strategy that consists in freezing the backbone, feature pyramids of previously learned classes, and their corresponding detection heads once they are learned. This strategy efficiently minimizes the distribution shift of model parameters, facilitating effective transfer between the classes learned during the initial state and those learned incrementally. Transfer learning was proven to be effective on rehearsal-free continual learning for both classification [2] and detection [13]. It is noteworthy to mention that freezing a large part of the neural network leads to faster training since we have fewer parameters to optimize.

Figure 2 provides an overview of our method. It depicts two states: one initial, and one incremental. In the initial state, since we have only one group of classes, we use one feature pyramid shared between these classes, and one detection head per class. We perform a training from scratch with all data from these classes. In the incremental state, we freeze the backbone, the feature pyramid of past classes and their detection heads. We add a randomly initialized feature pyramid and detection heads to learn the new classes.

Training Objective Since we use one separate size map and offset map for each class, we modify their respective losses, as in Equations 5 and 6.

$$\mathcal{L}'_{size} = \frac{1}{N} \sum_{c=0}^{|\mathcal{C}|-1} \sum_{i=0}^{N_c-1} |\hat{S}_{ic} - S_{ic}| \quad (5)$$

where $|\mathcal{C}|$ is the number of classes seen so far, and $N = N_0 + N_1 + \dots + N_{|\mathcal{C}|-1}$ is the total number of objects in the image. Similarly for the offset loss:

$$\mathcal{L}'_{offset} = \frac{1}{N} \sum_{c=0}^{|\mathcal{C}|-1} \sum_{i=0}^{N_c-1} |\hat{O}_{ic} - O_{ic}| \quad (6)$$

3.5. Class-wise Non-Max-Suppression

As mentioned in Section 3.1, the model is evaluated on all classes seen so far. In object detection, the bounding boxes generation is usually followed by a Non-Max-Suppression (NMS) operation, in which redundant boxes are eliminated, and only the most pertinent ones are kept. However, in CenterNet [47], authors demonstrate that NMS is not useful in their algorithm. The latter directly predicts object centers, resulting in a situation where each object corresponds to just one positive anchor in the ground truth.

In *MultIOD*, since we have one detection head per class, two or more heads can be activated at the same time during inference. Thus, it is crucial to use NMS to mitigate the problem of redundant boxes. We select to use class-wise NMS in our model (Algorithm 1) for two reasons. First, since the backbone is frozen after learning the first set of classes, the model tends to favor predictions of past classes whose confidence scores are higher than those of new classes. Second, it is important to not remove boxes belonging to different classes but share the same location. Experimental evidence of this finding is in Subsection 6.

Algorithm 1 Class-wise Non-Maximum Suppression

```

1: function CLASSWISENMS(detections, threshold)
2:   Sort detections by decreasing confidence scores
3:   within each class
4:   Initialize an empty list selected-dets
5:   for class in classes do
6:     class-dets  $\leftarrow$  detections of class
7:     while class-dets is not empty do
8:       max-det  $\leftarrow$  detection with highest
9:         confidence in class-dets
10:      Add max-det to selected-dets
11:      Remove max-det from class-dets
12:      for det in class-dets do
13:        if IoU(det, max-det)  $\geq$  threshold then
14:          Remove det from class-dets
15:   return selected-dets

```

4. Experiments

4.1. Compared Methods

We compare *MultIOD* with CenterNet-based methods:

- **Vanilla Fine-tuning (FT)** - the lower-bound method in which we directly fine-tune CenterNet without any specific strategy to tackle catastrophic forgetting.

- **Learning without Forgetting (LwF)** [21] - the previous model is distilled to guide the training of the current model. Note that this method was initially proposed for classification.

- **SID** [32] - this is a distillation-based method, where authors distill intermediate features between the past and current model, and also distances between samples. The method was applied on both CenterNet and FCOS [40] detectors, but only the former is used here for comparability.

- **SDR** [30] - this method was initially proposed for semantic segmentation. It is based on three main components: prototype matching, feature sparsification, and contrastive learning. We try two versions of this method: SDR1 distills only the center map, while SDR2 distills all maps.

- **GT'** [10] - instead of directly distilling CenterNet maps from the previous to the current model, the past model is used to annotate data from new classes. After extracting the bounding boxes, the latter is encoded along with the ground truth before training the model on both the ground-truth and the pseudo-labeled data. Please note that the experimental protocol of this method is not realistic because authors remove images where past class objects are present.

- **Full** - the upper-bound method. A training from scratch is performed on all classes with all their available data.

Note that we take results of *LwF* and *SDR* from [32] and [30], respectively.

Since we do not use exemplar memory, we only compare our method with algorithms that do not perform any replay, for a fair comparison. While all the aforementioned methods build upon CenterNet with a ResNet50 backbone, we opt to use the EfficientNet family of models as backbone because they are more suitable for efficient training. Unless specified otherwise, our choice of backbone is EfficientNet-B3 because it provides the best trade-off between performance and number of parameters. CenterNet with ResNet50 contains about 32M parameters, while CenterNet with EfficientNet-B3 model contains 17.7M parameters only. That is, we reduce around 45% of the number of parameters. We will prove in the results section, that even though our model achieves lower results in classical training (with all data available at once), it still outperforms by a good margin the other methods in almost all configurations. Our model is not only more robust against catastrophic forgetting, but it is also parameter-efficient.

4.2. Datasets

- **Pascal VOC2007** [9] - this dataset contains 20 object classes with 5,011 and 4,952 training and validation examples, respectively. Note that we use both the training and validation sets for training, as in [10, 32, 47].

- **Pascal VOC0712** [9] - it is a version of VOC dataset, where we use both the training and validation sets of the versions 2007 and 2012. We use the same test set of version 2007 for validation. In total, this dataset contains 16,550 and 4,952 training and validation images, respectively.

- **MNIST-Detection** (MNIST below) - this dataset was initially designed for digit classification [18]. We use an object-detection version of it to perform our ablation studies as it runs faster than Pascal VOC dataset. We used this github repository ¹ to create training and validation sets of 5000 and 1000 images of size 512×512, respectively. We made sure to create a challenging dataset. The dataset creation procedure is detailed in the appendix.

4.3. Methodology

Following [16, 29, 32], We evaluate our method using three incremental learning scenarios: we order classes alphabetically, then divide them into two states. We use the following number of classes per state for the VOC dataset: $B = 19, I = 1$; $B = 15, I = 5$ and $B = 10, I = 10$. For MNIST dataset, we use $B = 9, I = 1$; $B = 7, I = 3$ and $B = 5, I = 5$. Varying the number of classes between states is important to assess the robustness of CL.

4.4. Evaluation Metrics

- **mAP@0.5** - the mean average precision computed at an IoU (Intersection-over-Union) threshold of 0.5.

- **mAP@[0.5, 0.95]** - the mean average precision averaged on IoU threshold that varies between 0.5 and 0.95 with a step of 0.05. Note that results with this metric are presented in the appendix.

- **F_{mAP}** - the harmonic mean between the mean average precision of past and new classes.

$$F_{mAP} = 2 \times \frac{mAP_{past} \times mAP_{new}}{mAP_{past} + mAP_{new}} \quad (7)$$

When $F_{mAP} = 0.0$, this means that the model completely failed to detect either past classes or new classes.

5. Results and Discussion

5.1. Main Results

Tables 1 and 2 provide results of *MultiOD* compared to state-of-the-art methods on VOC2007 and VOC0712 datasets, respectively. Results show that our method outperforms results from state of the art in 11 cases out of 12.

¹<https://github.com/hukkelas/MNIST-ObjectDetection>

Method	Full	$B = 19, I = 1$		$B = 15, I = 5$		$B = 10, I = 10$	
	mAP	mAP	F_{mAP}	mAP	F_{mAP}	mAP	F_{mAP}
FT		7.3	9.0	13.2	5.0	28.6	0.0
LwF [21]	65.6	12.5	10.9	6.9	1.5	17.6	0.0
SID [32]		45.5	27.0	51.9	46.1	43.3	43.0
Ours	60.4	59.9	39.2	52.6	37.8	48.4	47.2

Table 1. mAP@0.5 and F_{mAP} score on VOC2007 dataset.

For VOC2007 dataset, in the scenario $B = 19, I = 1$, our method gains up to 14.4 mAP points compared to the state-of-the-art method SID [32]. This is intuitive insofar as fixed-representations are more powerful when trained with more classes in the initial state. The diversity of the initial dataset and its size is crucial to have universal representation and transfer to unseen classes.

In the scenario $B = 15, I = 5$, *MultiOD* outperforms SID in terms of mAP score, but fails to do so for the F_{mAP} score. This indicates that in this specific case, SID balances better the compromise between plasticity (the ability to adapt to new class distribution), and stability (the ability to keep as much knowledge as possible from the past). Vanilla Fine-tuning is the baseline method where the model is continuously updated using new class data and no specific strategy is applied to tackle catastrophic forgetting. This method behaves the worst as it pushes for the complete plasticity of the neural network. This is an extreme case in which the mAP for past classes is equal to zero or nearly so, which causes the F_{mAP} score to be zero as we can see in the case of $B = 10, I = 10$.

LwF [21] is a method that was initially proposed to tackle continual learning in classification task. It consists in distilling the current model from the previous one, in order to mimic its predictions. Even though this method provides good results in rehearsal-free continual classification [3], it fails to generalize on the detection task. One reason could be that classification task is orders of magnitude much easier than object detection, and more specialized techniques are needed in order to tackle the latter.

Method	Full	$B = 19, I = 1$		$B = 15, I = 5$		$B = 10, I = 10$	
	mAP	mAP	F_{mAP}	mAP	F_{mAP}	mAP	F_{mAP}
FT		20.2	26.3	16.3	17.3	28.0	0.0
LwF [21]		36.3	28.1	12.0	11.5	22.5	0.0
SDR 1 [30]		60.4	22.8	41.4	23.9	35.5	32.2
SDR 2 [30]		49.8	25.8	21.9	22.3	30.1	9.6
SID [32]		41.6	19.3	48.4	17.9	45.5	44.2
GT' [10]		65.2	39.2	54.0	33.8	51.2	50.9
Ours	69.5	68.0	56.9	60.7	47.0	56.6	55.8

Table 2. mAP@0.5 and F_{mAP} score on VOC0712 dataset.

For VOC0712, *MultiOD* outperforms other methods in all cases, followed by GT' [10]. It is noteworthy to mention that the experimental protocol of this method is not realistic insofar as authors remove images that contain objects from past classes when training the model on new classes. Thus,

they avoid the problem of background shift by removing the overlap between annotations of background and past class objects. However, in real life situations, it is impossible to have this separation as both past and new class objects can appear in the scene, and the model should be able to effectively learn new classes while past ones are also there. SDR [30] is a method that was initially proposed for continual semantic segmentation, and was later adapted by [10] to object detection. Regardless of the effectiveness of this method on semantic segmentation, it does not achieve the same impressive performance on continual object detection. It reaches good scores in the protocol $B = 19, I = 1$ only. One reason for that could be that in CenterNet there is less information to distill compared to segmentation where all object pixels are used.

Coincidentally, all CenterNet-based continual object detectors to which we compare *MultiOD*, use distillation to update model weights from its past states. Overall, results show the usefulness of transfer learning compared to distillation. This is true especially when classes learned incrementally belong to the same domain as classes learned initially.

In both Tables 1 and 2, it is crucial to emphasize that our upper-bound (Full) model scores lower by 5.2 and 3.6 mAP points respectively, compared to the classical training from the state of the art. Nevertheless, it is interesting to notice that even with this drop in performance under traditional training, our model excels in comparison to other methods across nearly all scenarios involving incremental learning. This finding proves that *MultiOD* is more robust against catastrophic forgetting, because the gap with our upper-bound model is tighter compared to the other methods with their respective upper-bound model.

We remind that the difference in performance between the two upper-bound models is that our detector is built on top of an EfficientNet-B3 backbone, while the other methods use a ResNet50. In addition to the reduction in the number of parameters (17.7M vs. 32M), *MultiOD* halves the memory footprint because it does not require keeping the past model to learn the new classes. In contrast, all methods used for comparison need the past model in order to extract its activation and distill its knowledge to the current model. Thus, these methods require keeping two models simultaneously to make the training happen.

Some predictions with *MultiOD* are in the appendix.

5.2. Additional Experiment

In this experiment, we take the challenge to a more difficult level by adding only one or two classes in each incremental state. In this case, we use one feature pyramid for each class to have a complete separation of their representations in the upsampling and detection heads. To avoid an explosion in the number of parameters compared to the pre-

vious protocol, we reduce the number of filters in the feature pyramids to have a comparable number of parameters with the model used in previous experiments. Details of this architecture are in the appendix. Results in Table 3 show that we lose from 1 to 6 mAP points approximately when passing from one state to another. Unfortunately, CenterNet-based state-of-the-art methods do not use this protocol, and we thus cannot compare them with *MultiOD*. We provide results for future use.

States	S_0	S_1	S_2	S_3	S_4	S_5
	$B = 15$	$I = 1$				
FT	56.6	0.7	0.3	1.0	0.3	1.8
Ours		53.4	47.9	45.6	43.3	42.7
	$B = 10$	$I = 2$				
FT		5.3	4.7	5.1	2.1	3.2
Ours	57.7	48.4	45.7	43.0	39.7	38.0

Table 3. mAP@0.5 of *MultiOD* on VOC2007.

5.3. Ablation Study

5.3.1 Ablation of Backbones

The backbone has a direct impact on model performance because it is responsible for the quality of extracted features. In Table 4, we vary the backbone and use EfficientNet-B0 (10 million params), EfficientNet-B3 (17.7 million params), and EfficientNet-B5 (37 million params) on VOC2007 and VOC0712. We provide results on MNIST in the appendix. Results show that the best overall backbone is EfficientNet-B3. EfficientNet-B0 is smaller and has more difficulties to generalize. However, it still provides decent performances while having 10M params only. EfficientNet-B5 provides comparable results with EfficientNet-B3. We decided to keep the latter since it has the best compromise between params number and performance.

5.3.2 Ablation of Frozen Layers

One of the main components of our method is to use transfer learning between classes learned in the initial state, and classes that are learned incrementally. Therefore, studying the impact of freezing the different layers of our system is a crucial part to assess its robustness. In Table 5, we use MNIST dataset and EfficientNet-B0 backbone in a setting where $B = 5$ and $I = 5$, and test the following configurations: (1) do not freeze anything in the architecture, (2) freeze the backbone only, (3) freeze both the backbone and the feature pyramid of past classes, and (4) our full method, in which we freeze not only the backbone, but also the feature pyramid of past classes, and their detection heads. Results show that it is crucial to freeze past class detection heads in order to avoid their catastrophic forgetting. In fact, it is meaningful to freeze them only if all the preceding components are also frozen (the feature pyramid of past classes and the backbone).

Method	VOC2007								VOC0712							
	Full	$B = 9, I = 1$		$B = 7, I = 3$		$B = 5, I = 5$		Full	$B = 9, I = 1$		$B = 7, I = 3$		$B = 5, I = 5$		Full	...
	mAP	mAP	F_{mAP}	mAP	F_{mAP}	mAP	F_{mAP}	mAP	mAP	F_{mAP}	mAP	F_{mAP}	mAP	F_{mAP}	mAP	F_{mAP}
EfficientNet-B0	56.7	55.7	35.6	49.2	33.8	46.3	45.5	66.9	65.0	54.0	57.7	44.7	53.9	52.9	60.4	59.9
EfficientNet-B3	60.4	59.9	39.2	52.6	37.8	48.4	47.2	69.5	68.0	56.9	60.7	47.0	56.6	55.8	61.3	59.9
EfficientNet-B5	61.3	59.9	45.2	52.5	36.5	45.2	42.4	70.3	68.4	54.7	60.8	46.5	55.3	53.9	61.3	59.9

Table 4. Ablation of backbones on VOC2007 and VOC0712 datasets (mAP@0.5).

backbone	feature pyramid	detection head	mAP	F_{mAP}
×	×	×	44.2	0.0
🔒	×	×	44.3	0.0
🔒	🔒	×	42.0	0.0
🔒	🔒	🔒	91.3	91.3

Table 5. Performance of *MultIOD* on MNIST with EfficientNet-B0 and $B = 5, I = 5$ when ablating its components freezing.

5.3.3 Ablation of Non-Max-Suppression Strategies

Using multiple detection heads leads to the risk of predicting multiple objects (from different classes) at the same pixel location. Thus, it is important to eliminate irrelevant bounding boxes (false positives). In this experiment, we ablate the following NMS strategies:

- **No-NMS**: this is the method originally used in CenterNet [47], where no non-max-suppression is applied.
- **Inter-class NMS**: here, a standard NMS algorithm is utilized to eliminate redundant bounding boxes, irrespective of their class membership.
- **Class-wise NMS**: as described in Subsection 3.5, it is designed to enhance the precision of boxes selection within individual classes, effectively curbing redundancy and selecting the most pertinent boxes for each specific class.
- **Soft-NMS**: unlike traditional NMS, which remove boxes that overlap significantly, it applies a decay function to the confidence scores of neighboring boxes, gradually reducing their impact. This results in a smoother suppression of redundant boxes and helps retain boxes with slightly lower scores that might still contribute to accurate detection.

Table 6 shows that the method which provides the best results is class-wise NMS, the one we choose to use. The second best method is the standard inter-class NMS. The former helps in detecting more objects, specifically when objects of different classes are highly overlapped. This comes at the expense of having some false positives. In contrast, inter-class NMS reduces the number of false positives at the expense of not detecting bounding boxes of different classes that are at the same location in the image. Depending on the use case, one or the other method can be preferred. In our use case, Soft-NMS did not provide good results. This can be explained by the fact that the gradual decay of confidence scores in Soft-NMS might inadvertently allow boxes with lower scores to persist, potentially leading to false positives or less accurate detections. Finally, unsurprisingly, the method with the worst performance is No-NMS due to the high number of false positives. Note that the same ablation for VOC2007 dataset is in the appendix.

Method	Full	$B = 9, I = 1$		$B = 7, I = 3$		$B = 5, I = 5$	
	mAP	mAP	F_{mAP}	mAP	F_{mAP}	mAP	F_{mAP}
No-NMS	90.2	89.5	89.7	90.8	91.3	88.4	88.2
Soft-NMS	91.5	89.7	89.5	91.1	91.4	88.5	88.4
Inter-class NMS	91.8	90.2	90.2	91.7	92.0	89.9	89.8
Class-wise NMS	93.1	91.3	91.2	93.1	93.5	91.3	91.3

Table 6. Performance of our model using MNIST dataset with different NMS strategies and EfficientNet-B0.

6. Potential Negative Societal Impact

As AI researchers, We recognize that technological advancements may pose drawbacks, especially in continual object detection. We emphasize the following risks:

- **Data Privacy Concerns**: Cameras used for object detection in public spaces raise data privacy concerns. Gathering and using personal data may lead to misuse under privacy regulations.
- **Unauthorized Surveillance**: Cameras meant for security may be exploited for unauthorized surveillance, violating individual rights and privacy.
- **Bias and Discrimination**: Continual Learning algorithms trained on data streams may lack diversity, introducing biases into automated decisions. Evolving models could amplify existing biases, resulting in inaccurate assessments and unequal resource access.

Addressing these concerns is vital to prevent the compromise of personal privacy, equality, and civil liberties by the benefits of continual object detection.

7. Conclusions and Perspectives

In this paper, we present *MultIOD*, a class-incremental object detector based on CenterNet [47]. Our approach uses a multihead detection component, along with a frozen backbone. A multihead feature pyramid is also used to ensure a satisfying trade-off between rigidity and plasticity. Finally, it involves an efficient class-wise NMS that provides robustness to remove duplicate bounding boxes. Results show the effectiveness of our approach against CenterNet-based methods on Pascal VOC datasets [9] in many incremental scenarios. In the future, it would be interesting to focus more on scenarios where a different number of classes is encountered at each state. It would also be useful to test its effectiveness on larger datasets such as COCO [23] even though, by definition, larger datasets tend to yield more transferable features [43].

References

- [1] Elahe Arani, Shruthi Gowda, Ratnajit Mukherjee, Omar Magdy, Senthilkumar Kathiresan, and Bahram Zonooz. A comprehensive study of real-time object detection networks across multiple domains: A survey. *CoRR*, abs/2208.10895, 2022. [3](#)
- [2] Eden Belouadah and Adrian Popescu. Deesil: Deep-shallow incremental learning. In Laura Leal-Taixé and Stefan Roth, editors, *Computer Vision - ECCV 2018 Workshops - Munich, Germany, September 8-14, 2018, Proceedings, Part II*, volume 11130 of *Lecture Notes in Computer Science*, pages 151–157. Springer, 2018. [3](#), [4](#)
- [3] Eden Belouadah, Adrian Popescu, and Ioannis Kanellos. A comprehensive study of class incremental learning algorithms for visual tasks. *CoRR*, abs/2011.01844, 2020. [2](#), [6](#)
- [4] Bernhard E. Boser, Isabelle Guyon, and Vladimir Vapnik. A training algorithm for optimal margin classifiers. In David Haussler, editor, *Proceedings of the Fifth Annual ACM Conference on Computational Learning Theory, COLT 1992, Pittsburgh, PA, USA, July 27-29, 1992*, pages 144–152. ACM, 1992. [3](#)
- [5] Mayur D Chaudhari and Archana S Ghotkar. A study on crowd detection and density analysis for safety control. *International journal of computer sciences and engineering*, 6:424–428, 2018. [1](#)
- [6] Jingzhou Chen, Shihao Wang, Ling Chen, Haibin Cai, and Yuntao Qian. Incremental detection of remote sensing objects with feature pyramid and knowledge distillation. *IEEE Trans. Geosci. Remote. Sens.*, 60:1–13, 2022. [2](#)
- [7] Li Chen, Chunyan Yu, and Lvcai Chen. A new knowledge distillation for incremental object detection. In *International Joint Conference on Neural Networks, IJCNN 2019 Budapest, Hungary, July 14-19, 2019*, pages 1–7. IEEE, 2019. [1](#), [2](#)
- [8] Jifeng Dai, Haozhi Qi, Yuwen Xiong, Yi Li, Guodong Zhang, Han Hu, and Yichen Wei. Deformable convolutional networks. In *IEEE International Conference on Computer Vision, ICCV 2017, Venice, Italy, October 22-29, 2017*, pages 764–773. IEEE Computer Society, 2017. [3](#)
- [9] Mark Everingham, Luc Van Gool, Christopher K. I. Williams, John M. Winn, and Andrew Zisserman. The pascal visual object classes (VOC) challenge. *Int. J. Comput. Vis.*, 88(2):303–338, 2010. [6](#), [8](#)
- [10] Sumyung Gang, Daewon Chung, and Joonjae Lee. Predictive distillation method of anchor-free object detection model for continual learning. *Applied Sciences*, 12(13):6419, 2022. [2](#), [5](#), [6](#), [7](#)
- [11] Yu Hao, Yanwei Fu, and Yu-Gang Jiang. Take goods from shelves: A dataset for class-incremental object detection. In Abdulmotaleb El-Saddik, Alberto Del Bimbo, Zhongfei Zhang, Alexander G. Hauptmann, K. Selçuk Candan, Marco Bertini, Lexing Xie, and Xiao-Yong Wei, editors, *Proceedings of the 2019 on International Conference on Multimedia Retrieval, ICMR 2019, Ottawa, ON, Canada, June 10-13, 2019*, pages 271–278. ACM, 2019. [2](#)
- [12] Yu Hao, Yanwei Fu, Yu-Gang Jiang, and Qi Tian. An end-to-end architecture for class-incremental object detection with knowledge distillation. In *IEEE International Conference on Multimedia and Expo, ICME 2019, Shanghai, China, July 8-12, 2019*, pages 1–6. IEEE, 2019. [2](#)
- [13] Tyler L. Hayes, Kushal Kafle, Robik Shrestha, Manoj Acharya, and Christopher Kanan. REMIND your neural network to prevent catastrophic forgetting. In Andrea Vedaldi, Horst Bischof, Thomas Brox, and Jan-Michael Frahm, editors, *Computer Vision - ECCV 2020 - 16th European Conference, Glasgow, UK, August 23-28, 2020, Proceedings, Part VIII*, volume 12353 of *Lecture Notes in Computer Science*, pages 466–483. Springer, 2020. [1](#), [2](#), [4](#)
- [14] Kaiming He, Xiangyu Zhang, Shaoqing Ren, and Jian Sun. Deep residual learning for image recognition. *CoRR*, abs/1512.03385, 2015. [3](#)
- [15] Falk Heuer, Sven Mantowsky, Syed Saqib Bukhari, and Georg Schneider. Multitask-centernet (MCN): efficient and diverse multitask learning using an anchor free approach. In *IEEE/CVF International Conference on Computer Vision Workshops, ICCVW 2021, Montreal, BC, Canada, October 11-17, 2021*, pages 997–1005. IEEE, 2021. [3](#)
- [16] K. J. Joseph, Jathushan Rajasegaran, Salman H. Khan, Fahad Shahbaz Khan, Vineeth Balasubramanian, and Ling Shao. Incremental object detection via meta-learning. *CoRR*, abs/2003.08798, 2020. [2](#), [6](#)
- [17] Matthias De Lange, Rahaf Aljundi, Marc Masana, Sarah Parisot, Xu Jia, Ales Leonardis, Gregory G. Slabaugh, and Tinne Tuytelaars. A continual learning survey: Defying forgetting in classification tasks. *IEEE Trans. Pattern Anal. Mach. Intell.*, 44(7):3366–3385, 2022. [1](#), [2](#)
- [18] Yann LeCun, Corinna Cortes, and CJ Burges. Mnist handwritten digit database. <http://yann.lecun.com/exdb/mnist/>, 2010. [6](#)
- [19] Dawei Li, Serafettin Tasci, Shalini Ghosh, Jingwen Zhu, Junting Zhang, and Larry P. Heck. RILOD: near real-time incremental learning for object detection at the edge. In Songqing Chen, Ryokichi Onishi, Ganesh Ananthanarayanan, and Qun Li, editors, *Proceedings of the 4th ACM/IEEE Symposium on Edge Computing, SEC 2019, Arlington, Virginia, USA, November 7-9, 2019*, pages 113–126. ACM, 2019. [2](#)
- [20] Wei Li, Qingbo Wu, Linfeng Xu, and Chao Shang. Incremental learning of single-stage detectors with mining memory neurons. In *2018 IEEE 4th International Conference on Computer and Communications (ICCC)*, pages 1981–1985. IEEE, 2018. [2](#)
- [21] Zhizhong Li and Derek Hoiem. Learning without forgetting. In Bastian Leibe, Jiri Matas, Nicu Sebe, and Max Welling, editors, *Computer Vision - ECCV 2016 - 14th European Conference, Amsterdam, The Netherlands, October 11-14, 2016, Proceedings, Part IV*, volume 9908 of *Lecture Notes in Computer Science*, pages 614–629. Springer, 2016. [5](#), [6](#)
- [22] Tsung-Yi Lin, Piotr Dollár, Ross B. Girshick, Kaiming He, Bharath Hariharan, and Serge J. Belongie. Feature pyramid networks for object detection. *CoRR*, abs/1612.03144, 2016. [2](#), [3](#), [4](#)
- [23] Tsung-Yi Lin, Michael Maire, Serge J. Belongie, James Hays, Pietro Perona, Deva Ramanan, Piotr Dollár, and

- C. Lawrence Zitnick. Microsoft COCO: common objects in context. In David J. Fleet, Tomás Pajdla, Bernt Schiele, and Tinne Tuytelaars, editors, *Computer Vision - ECCV 2014 - 13th European Conference, Zurich, Switzerland, September 6-12, 2014, Proceedings, Part V*, volume 8693 of *Lecture Notes in Computer Science*, pages 740–755. Springer, 2014. [8](#)
- [24] Liyang Liu, Zhanghui Kuang, Yimin Chen, Jing-Hao Xue, Wenming Yang, and Wayne Zhang. Incdet: In defense of elastic weight consolidation for incremental object detection. *IEEE Trans. Neural Networks Learn. Syst.*, 32(6):2306–2319, 2021. [1](#), [2](#)
- [25] Wei Liu, Dragomir Anguelov, Dumitru Erhan, Christian Szegedy, Scott E. Reed, Cheng-Yang Fu, and Alexander C. Berg. SSD: single shot multibox detector. *CoRR*, abs/1512.02325, 2015. [3](#)
- [26] Xialei Liu, Hao Yang, Avinash Ravichandran, Rahul Bhotika, and Stefano Soatto. Multi-task incremental learning for object detection. *arXiv preprint arXiv:2002.05347*, 2020. [2](#)
- [27] Zhuang Liu, Jianguo Li, Zhiqiang Shen, Gao Huang, Shoumeng Yan, and Changshui Zhang. Learning efficient convolutional networks through network slimming. *CoRR*, abs/1708.06519, 2017. [2](#)
- [28] Michael McCloskey and Neil J. Cohen. Catastrophic interference in connectionist networks: The sequential learning problem. *The Psychology of Learning and Motivation*, 24:104–169, 1989. [1](#)
- [29] Angelo G. Menezes, Gustavo de Moura, Cézanne Alves, and André C. P. L. F. de Carvalho. Continual object detection: A review of definitions, strategies, and challenges. *CoRR*, abs/2205.15445, 2022. [1](#), [6](#)
- [30] Umberto Michieli and Pietro Zanuttigh. Continual semantic segmentation via repulsion-attraction of sparse and disentangled latent representations. In *IEEE Conference on Computer Vision and Pattern Recognition, CVPR 2021, virtual, June 19-25, 2021*, pages 1114–1124. Computer Vision Foundation / IEEE, 2021. [5](#), [6](#), [7](#)
- [31] Can Peng, Kun Zhao, and Brian C Lovell. Faster ilod: Incremental learning for object detectors based on faster rcnn. *Pattern Recognition Letters*, 2020. [1](#)
- [32] Can Peng, Kun Zhao, Sam Maksoud, Meng Li, and Brian C. Lovell. SID: incremental learning for anchor-free object detection via selective and inter-related distillation. *Comput. Vis. Image Underst.*, 210:103229, 2021. [2](#), [5](#), [6](#)
- [33] Kandan Ramakrishnan, Rameswar Panda, Quanfu Fan, John Henning, Aude Oliva, and Rogério Feris. Relationship matters: Relation guided knowledge transfer for incremental learning of object detectors. In *2020 IEEE/CVF Conference on Computer Vision and Pattern Recognition, CVPR Workshops 2020, Seattle, WA, USA, June 14-19, 2020*, pages 1009–1018. Computer Vision Foundation / IEEE, 2020. [1](#), [2](#)
- [34] Sylvestre-Alvise Rebuffi, Alexander Kolesnikov, Georg Sperl, and Christoph H. Lampert. icarl: Incremental classifier and representation learning. In *Conference on Computer Vision and Pattern Recognition, CVPR, 2017*. [1](#), [2](#)
- [35] Joseph Redmon, Santosh Kumar Divvala, Ross B. Girshick, and Ali Farhadi. You only look once: Unified, real-time object detection. In *2016 IEEE Conference on Computer Vision and Pattern Recognition, CVPR 2016, Las Vegas, NV, USA, June 27-30, 2016*, pages 779–788. IEEE Computer Society, 2016. [3](#)
- [36] Shaoqing Ren, Kaiming He, Ross B. Girshick, and Jian Sun. Faster R-CNN: towards real-time object detection with region proposal networks. In Corinna Cortes, Neil D. Lawrence, Daniel D. Lee, Masashi Sugiyama, and Roman Garnett, editors, *Advances in Neural Information Processing Systems 28: Annual Conference on Neural Information Processing Systems 2015, December 7-12, 2015, Montreal, Quebec, Canada*, pages 91–99, 2015. [1](#), [2](#)
- [37] Jeng-Lun Shieh, Qazi Mazhar ul Haq, Muhamad Amirul Haq, Said Karam, Peter Chondro, De-Qin Gao, and Shanq-Jang Ruan. Continual learning strategy in one-stage object detection framework based on experience replay for autonomous driving vehicle. *Sensors*, 20(23):6777, 2020. [1](#), [2](#)
- [38] Konstantin Shmelkov, Cordelia Schmid, and Karteek Alahari. Incremental learning of object detectors without catastrophic forgetting. In *IEEE International Conference on Computer Vision, ICCV 2017, Venice, Italy, October 22-29, 2017*, pages 3420–3429. IEEE Computer Society, 2017. [1](#), [2](#)
- [39] Mingxing Tan and Quoc V. Le. Efficientnet: Rethinking model scaling for convolutional neural networks. In Kamalika Chaudhuri and Ruslan Salakhutdinov, editors, *Proceedings of the 36th International Conference on Machine Learning, ICML 2019, 9-15 June 2019, Long Beach, California, USA*, volume 97 of *Proceedings of Machine Learning Research*, pages 6105–6114. PMLR, 2019. [3](#)
- [40] Zhi Tian, Chunhua Shen, Hao Chen, and Tong He. FCOS: fully convolutional one-stage object detection. In *2019 IEEE/CVF International Conference on Computer Vision, ICCV 2019, Seoul, Korea (South), October 27 - November 2, 2019*, pages 9626–9635. IEEE, 2019. [5](#)
- [41] Qazi Mazhar ul Haq, Shanq-Jang Ruan, Muhamad Amirul Haq, Said Karam, Jeng-Lun Shieh, Peter Chondro, and De-Qin Gao. An incremental learning of yolov3 without catastrophic forgetting for smart city applications. *IEEE Consumer Electron. Mag.*, 11(5):56–63, 2022. [2](#)
- [42] Dongbao Yang, Yu Zhou, Wei Shi, Dayan Wu, and Weiping Wang. RD-IOD: two-level residual-distillation-based triple-network for incremental object detection. *ACM Trans. Multimed. Comput. Commun. Appl.*, 18(1):18:1–18:23, 2022. [1](#)
- [43] Jason Yosinski, Jeff Clune, Yoshua Bengio, and Hod Lipson. How transferable are features in deep neural networks? *CoRR*, abs/1411.1792, 2014. [8](#)
- [44] Junting Zhang, Jie Zhang, Shalini Ghosh, Dawei Li, Serafettin Tasci, Larry P. Heck, Heming Zhang, and C.-C. Jay Kuo. Class-incremental learning via deep model consolidation. In *IEEE Winter Conference on Applications of Computer Vision, WACV 2020, Snowmass Village, CO, USA, March 1-5, 2020*, pages 1120–1129. IEEE, 2020. [2](#)
- [45] Nan Zhang, Zhigang Sun, Kai Zhang, and Li Xiao. Incremental learning of object detection with output merging of compact expert detectors. In *2021 4th International Conference on Intelligent Autonomous Systems (ICoIAS)*, pages 1–7. IEEE, 2021. [2](#)

- [46] Wang Zhou, Shiyu Chang, Norma E. Sosa, Hendrik F. Hamann, and David D. Cox. Lifelong object detection. *CoRR*, abs/2009.01129, 2020. [2](#)
- [47] Xingyi Zhou, Dequan Wang, and Philipp Krähenbühl. Objects as points. *CoRR*, abs/1904.07850, 2019. [2](#), [3](#), [4](#), [5](#), [6](#), [8](#)

Supplementary Material for “MultiOD: Rehearsal-free Multihead Incremental Object Detector”

Eden Belouadah, Arnaud Dapogny, Kevin Bailly
Datakalab, 143 avenue Charles de Gaulles, 92200 Neuilly-sur-Seine, France
{eb, ad, kb}@datakalab.com

1. Illustration of Background Interference

Figure 1 illustrates background interference. In the initial state, the model learns correctly how to predict bicycles. In the incremental state, the bicycle is not anymore annotated, which causes: (1) background shift as the bicycle is confused with background, and (2) catastrophic forgetting because of distribution shift towards the new class. Here, the model learns correctly cars but fails to detect bicycles.

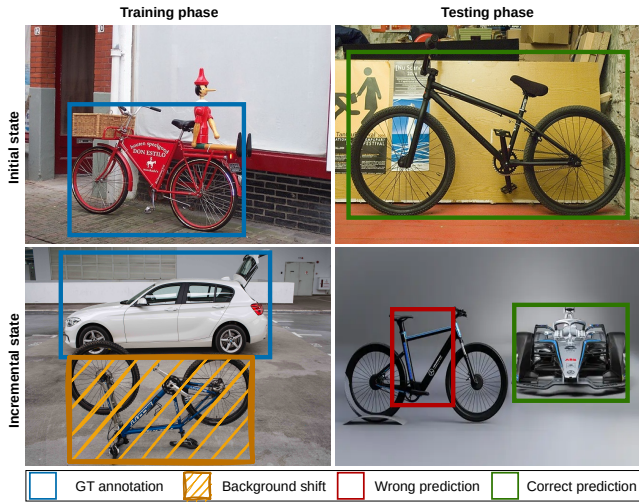


Figure 1. Illustration of background interference

2. Implementation Details

We implement our method using Keras (Tensorflow 2.8.0). We use Adam optimizer with a learning rate of $2e^{-4}$, a batch size of 16, and a weight decay of $1.25e^{-5}$. Similarly to [?], we use images of size 512×512 , down-sampled 4 times to have prediction maps of size 128×128 . All our models and those of compared methods are pretrained with imagenet weights. We use a detection threshold of 5% to compute the mean-average-precision (mAP), even though we could use lower threshold to improve results, we prefer

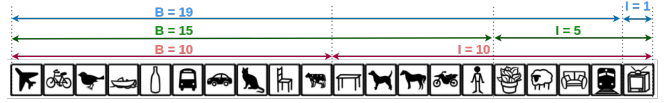


Figure 2. Pascal VOC incremental protocol

to keep the model inference time bounded (in the state of the art, a value of 1% is usually used).

For VOC datasets [?], we train our model for 70 epochs in each state, we decay the learning rate by 10 at epochs 45 and 60. For training, we use as augmentations random flip, random resized crop, color jittering, and random scale. For testing, we use flip augmentation like in [?, ?, ?]. As mentioned in the main paper, the classes of VOC are ordered alphabetically before being divided into groups. Figure 2 shows this order and reminds the protocol used.

For MNIST dataset [?], we train our model for 20 epochs in each state, and keep the other hyper-parameters unchanged. For training, we use as augmentations random resized crop and random scale. For testing, we use flip augmentation.

3. Feature Pyramids Architecture

In *MultiOD*, each feature pyramid is constructed of 4 levels that are connected using dropout layers to the backbone. The connected layers of backbone are colored in light gray in Figure 3, and are specified for each EfficientNet variant in Table 1. Layer names given in this table are based on the official *keras - applications* implementations.

As shown in Figure 3, each feature pyramid contains three blocks of layers each containing: upsampling 2×2 , convolution layer with number of filters shown between parenthesis, batch normalization layer and ReLU, concatenation layer, another convolutional layer, batch norm and ReLU. Upsampling is done progressively in order to capture multi-scale features. We use the FPN implementation of this GitHub repository ¹. In the class-wise feature pyra-

¹<https://github.com/Ximiliar-com/xcenternet>

mids (Subsection 5.2 of the main paper), we use the same architecture described in Figure 3, but we reduce the number of filters in the convolutional layers to avoid an explosion in the number of parameters. We thus use only 64, 64, 32, 32, 16, and 16 filters in each convolutional layer, respectively.

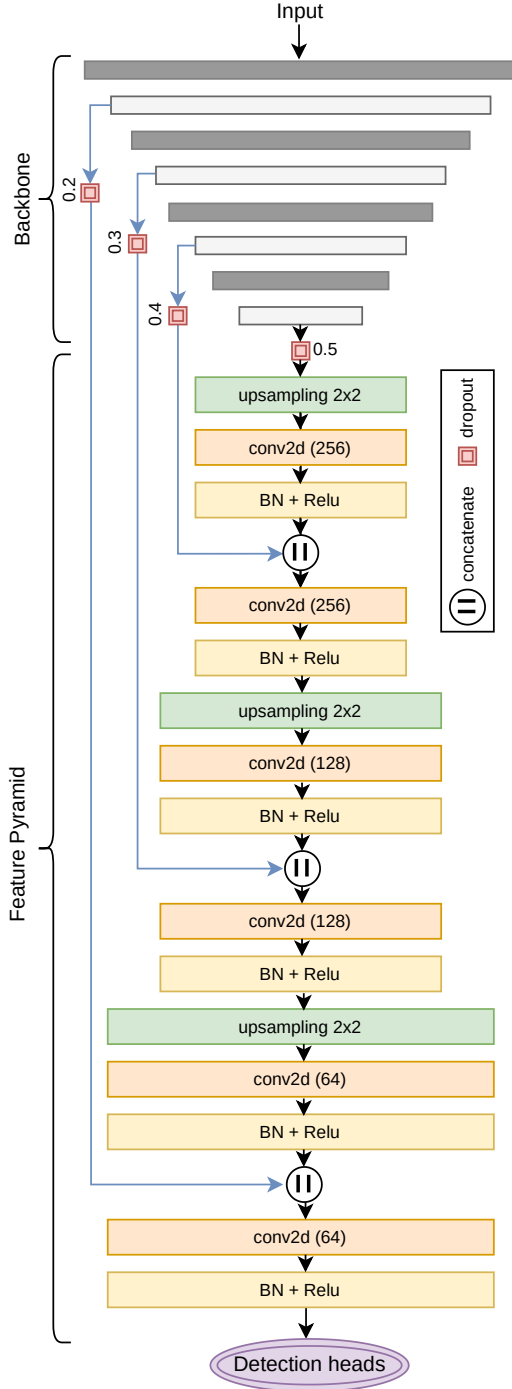


Figure 3. Architecture of one Feature Pyramid in *MultIOD*

4. MNIST Dataset Creation Details

We made sure to create a challenging dataset by doing the following:

- We set the minimum and maximum digit sizes between 50^2 and 200^2 pixels, respectively, in order to have both small and large digits.
- We make sure to have one to five digits in each image, for diversification.
- The background shift is present in this dataset as we randomly pick digits from a set of ten, regardless of the current state.

Examples of generated images are in Figure 4.

5. Results with mAP@[0.5, 0.95]

Tables 2 and 3 provide results of our method on VOC2007 and VOC0712, using mAP averaged over IoU threshold that varies between 0.5 and 0.95 with a step of 0.05. Results are provided for future comparisons.

6. Ablation of Backbones on MNIST

In Table 4, we provide results of *MultIOD* using different backbones on MNIST dataset. Because this dataset is not challenging and is of a small size, it is easier for large models like EfficientNet [?] to learn it. In our experiments, it is hard to determine which backbone provides the best results for this dataset, as each backbone is best in one configuration. However, results of different models are comparable, and we thus recommend using the smallest version (EfficientNet-B0) for this dataset.

7. Ablation of NMS Strategies on VOC2007

In Table 5, we provide the results of *MultIOD* using different NMS strategies on VOC2007 dataset. Similarly to the results presented in the main paper, the method that achieves the best results is class-wise NMS, followed by inter-class NMS. Soft-NMS and No-NMS are the methods that achieve the lowest results.

8. Examples of Detections with MultIOD

Figure 5 provides examples of predictions made with our *MultIOD* continual detector. Orange is used for past class detections, and blue is used for new class detections. Visual results confirm the robustness of our method against catastrophic forgetting. *MultIOD* provides a good compromise between stability of the neural network and its plasticity.




Figure 4. Examples of generated MNIST images

Backbone	Level 1	Level 2	Level 3	Level 4
EfficientNet-B0	block2b-activation	block3b-activation	block5c-activation	top-activation
EfficientNet-B3	block2c-activation	block3c-activation	block5e-activation	top-activation
EfficientNet-B5	block2e-activation	block3e-activation	block5g-activation	top-activation

Table 1. Names of layers in Keras corresponding to Feature Pyramid [?] Levels for different EfficientNet architectures

Method	Full	$B = 19, I = 1$		$B = 15, I = 5$		$B = 10, I = 10$	
	mAP	mAP	F_{mAP}	mAP	F_{mAP}	mAP	F_{mAP}
IoU = 0.5	60.4	59.9	39.2	52.6	37.8	48.4	47.2
IoU = [0.5, 0.95]	35.9	35.7	18.5	30.7	20.2	25.9	23.9

Table 2. Mean-average-precision and F_{mAP} score on VOC2007.

Method	Full	$B = 19, I = 1$		$B = 15, I = 5$		$B = 10, I = 10$	
	mAP	mAP	F_{mAP}	mAP	F_{mAP}	mAP	F_{mAP}
IoU = 0.5	69.5	68.0	56.9	60.7	47.0	56.6	55.8
IoU = [0.5, 0.95]	45.7	44.5	33.6	39.0	26.8	33.2	31.0

Table 3. Mean-average-precision and F_{mAP} score on VOC0712.

Method	Full (10)	$B = 9, I = 1$		$B = 7, I = 3$		$B = 5, I = 5$	
	mAP	mAP	F_{mAP}	mAP	F_{mAP}	mAP	F_{mAP}
EfficientNet-B0	93.1	91.3	91.2	93.1	93.5	91.3	91.3
EfficientNet-B3	91.1	91.7	92.6	92.0	92.4	89.7	89.7
EfficientNet-B5	93.7	91.2	92.4	90.6	91.4	92.5	92.5

Table 4. Ablation of backbones on MNIST dataset (mAP@0.5).

Method	Full	$B = 9, I = 1$		$B = 7, I = 3$		$B = 5, I = 5$	
	mAP	mAP	F_{mAP}	mAP	F_{mAP}	mAP	F_{mAP}
No-NMS	51.7	51.6	33.3	44.4	28.7	36.9	33.2
Soft-NMS	45.8	46.6	29.6	40.5	23.8	34.5	31.4
inter-class NMS	53.0	51.8	35.7	46.1	34.1	41.9	40.1
class-wise NMS	56.7	55.7	35.6	49.2	33.8	46.3	45.5

Table 5. Performance of our model using VOC2007 dataset with different NMS strategies and EfficientNet-B0.



Figure 5. Examples of detections with *MultIOD* on VOC0712 (EfficientNet-B3, B=19, I=1) and MNIST (EfficientNet-B0, B=7, I=3)