

Does Writing with Language Models Reduce Content Diversity?

Vishakh Padmakumar

New York University
vishakh@nyu.edu

He He

New York University
hehe@cs.nyu.edu

Abstract

Large language models (LLMs) have led to a surge in collaborative writing with model assistance. As different users incorporate suggestions from the same model, there is a risk of decreased diversity in the produced content, potentially limiting diverse perspectives in public discourse. In this work, we measure the impact of co-writing on diversity via a controlled experiment, where users write argumentative essays in three setups—using a base LLM (GPT3), a feedback-tuned LLM (InstructGPT), and writing without model help. We develop a set of diversity metrics and find that writing with InstructGPT (but not the GPT3) results in a statistically significant reduction in diversity. Specifically, it increases the similarity between the writings of different authors and reduces the overall lexical and content diversity. We additionally find that this effect is mainly attributable to InstructGPT contributing less diverse text to co-written essays. In contrast, the user-contributed text remains unaffected by model collaboration. This suggests that the recent improvement in generation quality from adapting models to human feedback might come at the cost of more homogeneous and less diverse content.

1 Introduction

Large language models (LLMs) are rapidly changing how people create content (Lee et al., 2022a; Mirowski et al., 2023). While LLM-based writing assistants have the potential to improve writing quality and increase author productivity, they also introduce an algorithmic monoculture (Kleinberg and Raghavan, 2021). As millions of users rely on the same underlying model to produce text, there is a potential risk of shifting the content towards the mode—good but not colorful writing. In this work, we aim to assess whether writing with LLMs unintentionally reduces content diversity.

Existing evidence has already hinted that LLMs may influence users’ opinions. Jakesch et al. (2023)

and Bhat et al. (2023) find that user’s opinions expressed in their writing can be biased by controlling LLMs to promote a specific argument (e.g., social media is good/bad for society). Additionally, it has been shown that current LLMs do not equally represent views from various demographic groups (Santurkar et al., 2023; Durmus et al., 2023). These results suggest that writing with LLMs may limit the perspectives expressed in the writing. We hypothesize that incorporating model suggestions dilutes the writer’s unique voice, leading to different writers producing similar content, and this homogenization in turn reduces the overall diversity of content produced by many writers.

To test our hypotheses, we design a controlled experiment where users are asked to write an argumentative essay given a topic from the New York Times student opinion series following Lee et al. (2022a), e.g., “What are the most important things students learn at school?” We assign participants to three groups: a *control group* where participants write essays without model help, an *LLM treatment group* where participants write essays with a base language model (GPT3), and a *feedback-tuned LLM treatment group* where participants write essays with a language model finetuned with human feedback (Ouyang et al., 2022) (InstructGPT). An overview of the study is shown in Figure 1.

We hired 38 writers from Upwork. For each group, we collected 100 essays on 10 topics. We then develop a set of metrics and measure the effect of LLMs on content diversity at both the individual level and the collective level:

- **Homogenization:** *Do users write more similarly to each other when writing with LLMs?*

We find that essays written by the group using InstructGPT exhibit a higher degree of homogenization compared to the control group and the GPT3 group (Section 4). In particular, by matching model-contributed text to the sum-

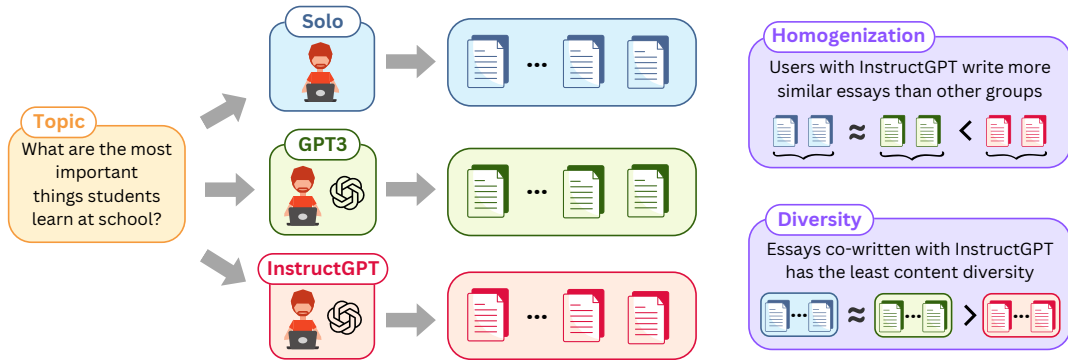


Figure 1: We measure the content diversity of essays written by three groups of users: a control group writing without model help (Solo), a treatment group writing with a base language model (GPT3), and second treatment group writing with a feedback-tuned language model (InstructGPT). We find that essays co-written with InstructGPT are more similar to each other and exhibit less lexical and content diversity, whereas essays co-written with GPT3 do not show significant difference from those written by humans alone.

marized key points of each essay, we find that the model contributes around 40% of an essay’s key points on average, which results in increased homogenization (Section 6).

- **Diversity:** *Does writing with LLMs reduce the diversity of content produced by a group of users?*

We find that the set of essays written with InstructGPT does not only have lower lexical diversity, but also exhibits lower diversity in terms of the key points they present compared to the other two groups (Section 5). This is manifested through an increase in the repetition of phrases (higher-order n -grams) introduced by the model (Section 5.2) and a reduction in the number of unique key points in the essays.

Interestingly, while writing with the human feedback-tuned LLM (InstructGPT) incurs increased homogenization and reduced diversity, we did not observe a statistically significant effect from writing with the base LLM (GPT3) despite a similar model contribution (Section 3). Further analysis shows that InstructGPT tends to provide less diverse suggestions and introduce less diverse text compared to GPT3. This finding echoes prior results showing reduced diversity after reinforcement learning from human feedback (Bai et al., 2022; Song et al., 2023).

As LLMs become more tightly integrated into text editing applications, our findings highlight a new axis of evaluation in interactive settings. Reduced content diversity is not only detrimen-

tal to personal expression and creativity, but also risks creating a feedback loop as future models trained on the homogenized content further propagate this pattern (Taori and Hashimoto, 2023). To facilitate future research on understanding the impact of LLMs in co-writing, we release essays from all three groups with keystroke-level information along with model suggestions recorded by the CoAuthor platform (Lee et al., 2022a).¹

2 Data Collection

Our approach to studying the impact of LLMs on content diversity is to conduct controlled experiments. Specifically, we control the set of writers and the topics of the essays. We then compare essays written with and without model help.

2.1 Task Setup

We consider the task of argumentative essay writing using topics from the New York Times Student Opinion series following Lee et al. (2022a). Specifically, users are given a topic such as “What are the most important things students learn at school?” and are asked to write an essay expressing their opinions in around 300 words. We choose this task because the topics are sufficiently open-ended to allow for diverse responses while remaining accessible to users with all backgrounds. The instructions and the complete list of 10 prompts used in the experiment are provided in Appendix A.3.

We adopt the CoAuthor platform developed by Lee et al. (2022a). When the user hits the TAB

¹Code and data available at <https://github.com/vishakhpk/hai-diversity>.

| Model | # Queries | Acceptance Rate (%) | Model-Written Percentage | Word Count |
|-------------|-----------|---------------------|--------------------------|------------|
| InstructGPT | 9.15 | 70.49 | 32.45 | 368.39 |
| GPT3 | 9.62 | 71.32 | 35.57 | 380.87 |

Table 1: Averaged per-essay usage statistics of GPT3 and InstructGPT. Both models are helpful to users, evidenced by the high acceptance rates of suggestions and the sizeable model written fraction of essays. Furthermore, we find no statistically significant difference in usage of the two models.

key, we obtain 5 text continuations from a back-end model and present them in a dropdown menu. Figure 8 in Appendix A shows a screenshot of the interface as the user requests model suggestions. The user then has the option to either accept and edit one of the suggestions or reject all suggestions and continue with their writing process. We ask the users to request suggestions a minimum of 5 times per essay but do not require them to accept any of the suggestions. The entire writing process, including all keystrokes, suggestions, and user actions, is recorded by the platform. This allows us to differentiate the parts of the essay introduced by the users and models at the character level for subsequent analysis.

2.2 Experiment Setup

We recruit participants from Upwork who are fluent in English and have prior experience in writing or copyediting on the platform. We provide further details on participant recruitment and remuneration in Appendix A.1. We then collect essays from three settings: a control group, where participants write essays without any model help; an LLM treatment group, where participants write with the help of a base language model; and a feedback-tuned LLM treatment group, where participants write with a language model finetuned on human feedback. We distinguish the two types of language models because prior work has shown that finetuning language models on human feedback tends to decrease the entropy of the output distribution (Bai et al., 2022) and thus may decrease text diversity in general. We henceforth refer to the three settings as **Solo**, **GPT3**, and **InstructGPT** respectively.

We obtain model continuations from the OpenAI API using `davinci` as the base language model and `text-davinci-003` as the feedback-tuned language model. To avoid reduced diversity due to decoding, we use a decoding strategy biased towards higher entropy. Specifically, we sample continuations from both models with a temperature of 0.9 and a frequency penalty of 0.5 (detailed parameters listed in Appendix A.2), following the

“high randomness” setting from Lee et al. (2022a).

Each participant is asked to complete a session consisting of three essay writing tasks—one in each of the three settings and each on a different topic. In each session, the order of the three settings and the assignment of topics are randomized. Each essay takes 15 minutes on average and a session is usually completed under one hour. In total, we obtained 10 essays on each of the 10 topics for each setting, resulting in 300 essays in total.

3 How much do users engage with the model?

Before diving into the analysis of content diversity, we first examine whether the user and the language models form an effective collaboration by examining the usage statistics and model-contributed text.

Usage statistics. We find that users actively query the model and use model suggestions during writing. As shown in Table 1, users query the model around 9 times on average for each essay and accept about 70% of them (note that they are asked to query at least 5 times). Since users may further edit the suggestions after accepting them, we want to know whether the accepted suggestions are retained in the final essay.² The interface used for data collection records keystroke-level information about whether each character was introduced by the model or the user. Thus, we report the average percentage of characters introduced by the model in each essay. We observe that the model contributes roughly 35% of the characters in each essay, suggesting that they are reasonably helpful to the writing task.

Finally, we are curious whether the users find InstructGPT to be more helpful than GPT3 given its additional feedback tuning. However, the two language models appear to be equally helpful to

²Participants are not obligated to accept any suggestions from the model. We ask that they query the model for suggestions at least 5 times when writing an essay, accepting these only when appropriate (Appendix A.3).

users. We do not observe a significant difference between their usage statistics: an independent samples t -test on the number of queries and acceptance rates shows no significance at the 5% level.

Model contribution to key ideas. The usage statistics tell us that LLMs contribute to a fair amount of the text written. However, are they contributing key arguments or merely supporting the elaboration of a point? To quantify model contribution to the main ideas, we need a way to represent the important content in an essay. Motivated by recent encouraging results of using LLMs for zero-shot summarization (Goyal et al., 2022), we summarize each essay into a list of key points by prompting gpt-3.5-turbo.³ An example is shown in Table 2. On average, each essay is summarized into 6.86 key points with a standard deviation of 1.53.⁴

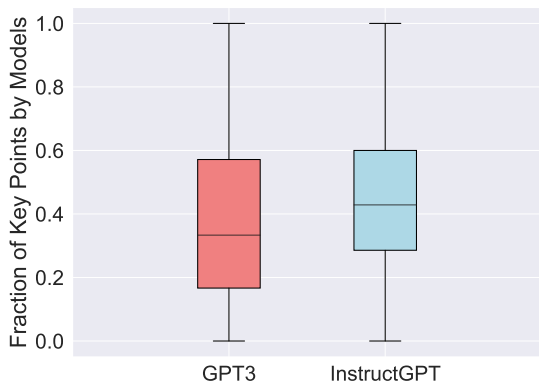


Figure 2: Boxplot of the fraction of key points contributed by the model in each essay. Both models contribute a considerable amount of key points. However, the high variance suggests varied reliance on the model by different users.

Given a list of key points for each essay, we then estimate the fraction of key points written by the model and the user. Specifically, we align each key point to a sentence in the essay with which it has the highest overlap, as measured by Rouge-L (Lin, 2004). If more than half of the sentence’s characters are model-generated based on the recorded keystroke data, the key point is attributed to the

³We select gpt-3.5-turbo because of its high performance on summarization on the HELM leaderboard (Liang et al., 2022).

⁴There is no statistically significant difference between the average number of key points generated for essays from any pair of groups based on independent samples t -tests at the 5% level.

While I believe the concerns regarding children’s screen time are valid, **I believe it is somewhat biased to not take this problem, which is a genuine issue right now, as an every-one problem.** [skipped] I know that I, along with many other teenagers, would like nothing more than to go back to school, play sports outside, meet new people, and such. [skipped] **They are also places for new ideas, watching college lectures, and political discourse** [skipped]

- **The problem of screen time should be considered an every-one problem, not just a student one**
- Social media can be used for educational purposes
- Limiting screen time may not be effective in the long run
- Parents should trust their teenager more and not worry too much about their screen time

Table 2: Excerpt from an essay written by a user with InstructGPT and the generated key points. Bold text was introduced by the model. We align each key point to a sentence in the essay with which it has the highest Rouge-L overlap, as illustrated by the highlight. Since the majority of the text in the aligned sentence is written by the model, we attribute the first key point to the model. See Table 9 in Appendix A.4 for the full example.

model; otherwise, it is attributed to the user. We show the fraction of key points written by the model for the two groups of co-written essays in Figure 2.

We observe that the median fraction for both GPT3 and InstructGPT is around 0.4, indicating that models make a significant contribution to the key content of the essay. However, there is also a large variation among users, with some essays having none or all of the key points attributed to the model, suggesting diverse levels of reliance on the model.

Having observed the significant contribution of models in co-written essays, we hypothesize that this model intervention would result in the users producing more similar content. Next, we test this hypothesis in Section 4.

4 Does writing with LLMs result in more similar essays?

In the previous section, we have seen that models contribute a substantial portion of the essay’s content in terms of both raw characters and key points. Does this lead to more similar essays, or do the essays retain the individual styles of the users? In this section, we measure the homogenization effect of co-writing with LLMs.

4.1 Metric

We first define the homogenization of a single essay as its average pairwise similarity to all other essays

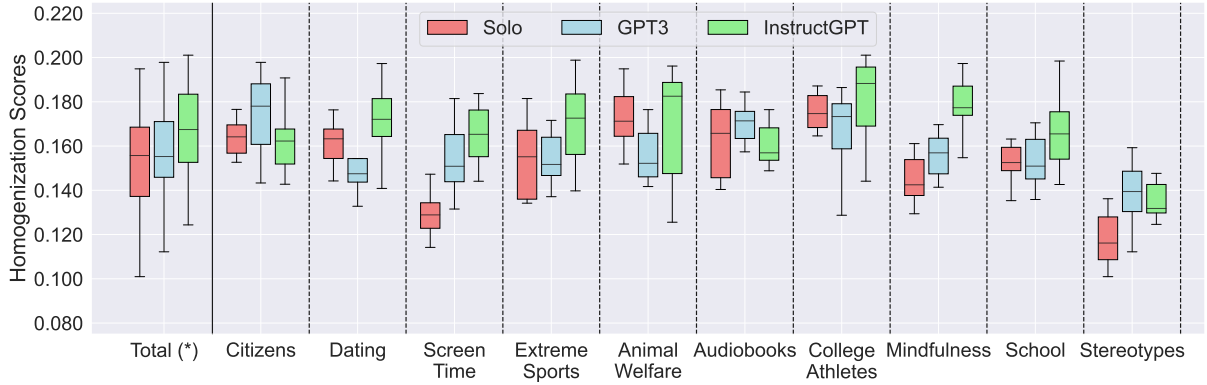


Figure 3: Boxplots of homogenization scores for all three groups (Solo, InstructGPT, GPT3) when comparing essays at the key point level and using Rouge-L as the similarity metric. The left-most column (Total) shows essay homogenization scores for all topics and the other columns show essay homogenization scores by topic. Essays written with InstructGPT exhibit higher corpus homogenization by a statistically significant margin (Section 4.2) and the highest median topic homogenization on 7 out of 10 topics. We observe the same trend when using BertScore in Figure 10b in Appendix C.

written on the same topic. Let D_t denote the set of essays on topic t . The homogenization score of an essay d (written in response to topic t) is

$$\text{hom}(d | t) = \frac{1}{|D_t| - 1} \sum_{d' \in D_t \setminus d} \text{sim}(d, d') \quad (1)$$

where $|\cdot|$ denotes the size of the set. Correspondingly, we define corpus homogenization as the average homogenization score of all essays. We use two metrics to compute the similarity between two documents: Rouge-L, an overlap-based metric; and BertScore (Zhang et al., 2020), an embedding-based metric.⁵ Both homogenization metrics range from 0 to 1 with a higher score indicating more similar content.

We measure homogenization at both the essay level and the key point level. For key point homogenization, we represent each essay as a concatenation of its key points (Section 3) before calculating its homogenization score.

4.2 Results

Writing with InstructGPT produces more similar content. In Table 3, we observe higher corpus homogenization on essays written with InstructGPT than essays from the other two groups, with $p < 0.05$ using an independent samples t -test. This result holds across both similarity metrics as well as when the essays are compared at the essay level

⁵We use the microsoft/deberta-xlarge-mnli model, the highest ranked model in the BertScore repository according to Pearson correlation with human ratings of similarity.

(Table 10 in Appendix C). Figure 3 shows the homogenization scores across topics at the key point level using Rouge-L as the similarity metric.⁶ We observe that the InstructGPT group has a higher median homogenization than other groups on 7 out of 10 topics. While the effect of model intervention varies across topics, the trend of increased homogenization persists.

| Solo | GPT3 | InstructGPT |
|--------|--------|---------------|
| 0.1536 | 0.1578 | 0.1660 |

Table 3: Corpus homogenization scores comparing essays from the three groups at the key point level using Rouge-L. Essays written with InstructGPT exhibit higher homogenization than Solo and GPT3 by a statistically significant margin ($p < 0.05$).

Writing with GPT3 does not increase homogenization. Although GPT3 and InstructGPT contribute a similar amount of text and key points to the co-written essays (Section 3), unlike InstructGPT, GPT3 does not appear to increase the similarity between essays written by different users. In particular, there is no statistically significant difference between the corpus homogenization score of GPT3 and that of Solo at the 5% significance level using an independent samples t -test. This discrepancy between InstructGPT and GPT3 suggests that the impact of LLMs on content homogenization is not

⁶Figure 9 and Figure 10 in Appendix C contain similar plots of the homogenization scores at the essay level and key point level using both Rouge-L and BertScore.

uniform. While InstructGPT often outperforms GPT3 on benchmarks across a wide range of metrics (Liang et al., 2022), our results highlight that this performance boost may come at the cost of creating more homogeneous content in interactive settings. As language models are increasingly deployed online, documenting these limitations from a human-centered perspective will inform future work on adapting models with human feedback (Casper et al., 2023).

5 Does writing with LLMs reduce the overall diversity?

In the previous section, we have seen that writing with the feedback-tuned model leads to different users writing similar essays on the same topic. A direct consequence of this homogenization effect is that it may reduce the overall diversity of the collection of writings from many authors. In this section, we test whether writing with LLMs reduce the diversity of the produced content.

5.1 Metric

To measure the diversity of a collection of essays, we represent the corpus as a bag of information units (e.g., n -grams), and compute the number of unique information units divided by the total number of information units, such as the type-token ratio. Intuitively, if the essays all repeat each other (least diverse), the entire collection can be represented as a single essay (small ratio).

Specifically, we consider two types of information units: n -grams and key points. Computing the fraction of unique n -grams is straightforward and it has been used in prior work to measure lexical diversity (Li et al., 2023; Meister et al., 2023).

For key point diversity, we first represent each essay as a set of key points (as described in Section 3) and aggregate the key points from all essays. To compute the number of unique key points, we perform agglomerative clustering and consider all key points in one cluster to be equivalent. We use the implementation of agglomerative clustering from Scikit-learn (Pedregosa et al., 2011) using the complete linkage criterion.⁷ We convert Rouge-L and BertScore to distance metrics for the clustering algorithm by subtracting the similarity score from 1 (which ranges from 0 to 1).

⁷Complete linkage measures the distance between two clusters by the maximum distance between any pair of items from them.

| n -gram size | Solo | GPT3 | InstructGPT |
|----------------|-------|-------|--------------|
| 1 | 0.119 | 0.116 | 0.115 |
| 2 | 0.602 | 0.585 | 0.579 |
| 3 | 0.898 | 0.886 | 0.869 |
| 4 | 0.973 | 0.967 | 0.953 |
| 5 | 0.991 | 0.988 | 0.977 |

Table 4: N -gram diversity in each setting. Bold values indicate the lowest diversity score as measured by the fraction of unique n -grams. Essays written with InstructGPT are the least diverse across n -gram sizes.

5.2 Results

Writing with InstructGPT reduces lexical diversity. In Table 4, we show the diversity measured by n -grams (where $n = 1, 2, 3, 4, 5$) for essays written in all three groups. We see that the InstructGPT group consistently exhibits lower diversity across all values of n , whereas GPT3 does not significantly decrease the diversity score. The reduced lexical diversity showcases a disadvantage of co-writing with LLMs, particularly in creative writing genres like stories and poems, as it may wash away unique expressions on the long tail of human writings.

Writing with InstructGPT reduces key point diversity. In Table 5, we report the diversity scores measured by the fraction of unique key points. The clustering process involves a threshold that determines the maximum distance above which two clusters will not be merged. Therefore, we report results for different thresholds for both distance metrics.⁸

We find that the InstructGPT group consistently exhibits lower diversity across both similarity metrics and all thresholds. In addition, the diversity of the InstructGPT group is lower than both the Solo and InstructGPT groups by a statistically significant margin ($p < 0.05$) by a pairwise permutation test detailed in Appendix B.1. Perhaps more concerning than reduced lexical diversity, the decrease in key point diversity indicates that writing with LLMs may have a more profound social impact in the long run. As collaborative writing becomes more prevalent, care should be taken to ensure that perspectives from underrepresented groups are not

⁸A higher distance threshold indicates that key points having lower similarity can be clustered together. As a result, at higher thresholds, the diversity becomes lower for all groups because more key points are considered equivalent.

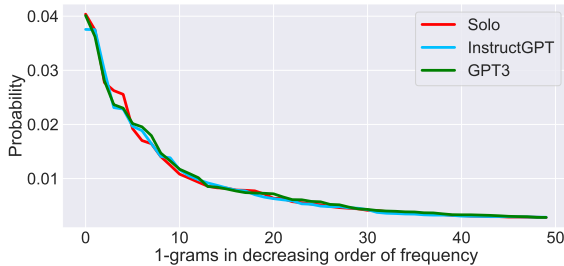
| Thresholds | Solo | GPT3 | InstructGPT |
|------------|-------|-------|--------------|
| 0.5 | 0.982 | 0.971 | 0.950 |
| 0.6 | 0.941 | 0.927 | 0.877 |
| 0.7 | 0.792 | 0.779 | 0.738 |
| 0.8 | 0.543 | 0.514 | 0.494 |

(a) RougeL

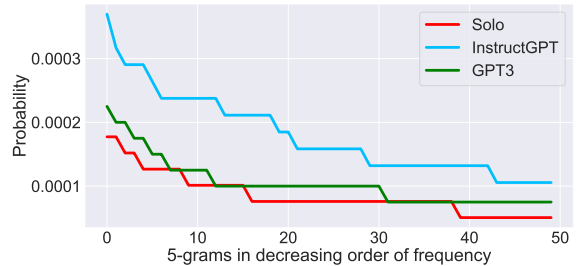
| Thresholds | Solo | GPT3 | InstructGPT |
|------------|-------|-------|--------------|
| 0.1 | 0.998 | 0.997 | 0.992 |
| 0.2 | 0.981 | 0.976 | 0.941 |
| 0.3 | 0.805 | 0.787 | 0.730 |
| 0.4 | 0.321 | 0.338 | 0.292 |

(b) BertScore

Table 5: Diversity measured by agglomerative clustering of the key points of essays with (a) RougeL and (b) BertScore as the metric. We report the scores using different distance thresholds for clustering. Bold values are different to other columns by a statistically significant margin ($p < 0.05$) using a permutation test. InstructGPT consistently exhibits lower content diversity across both similarity metrics and all selected thresholds.



(a) Unigram Distribution



(b) 5-gram Distribution

Figure 4: Distributions of the top-50 (a) unigrams and (b) 5-grams on each essay group. While the unigram distributions are similar across groups, essays written with InstructGPT exhibit higher repetition of common 5-ngrams.

lost in the writing process.

Essays written with InstructGPT repeat higher-order n -grams more frequently. To further analyze how diversity is changed, we plot the distribution of unigrams and 5-grams in each group of essays in Figure 4 (truncated to the most frequent 50 n -grams from each group).⁹ In co-writing groups, particularly in InstructGPT, a notable concentration of probability mass in the head of the distribution for 5-grams suggests a higher degree of repetition and lower text diversity in the co-writing process. We verify the significance of the difference in 5-gram frequencies between InstructGPT and Solo via a Chi-square test ($p < 0.05$).¹⁰

To see what kind of phrases the model repeats, we list the ten most frequent 5-grams in Solo and InstructGPT in Table 6. We find that common 5-grams from InstructGPT often contain topical words overlapping with the essay prompt, whereas

those from Solo are more often generic phrases. As users may seek suggestions for key ideas in the essays (Section 3), the similarity of the suggested content manifests in these common topical 5-grams which occur repetitively.

Essays written with InstructGPT are more compressible. Lastly, we show that the reduction of diversity measured by linguistic units such as n -grams and key points also correlates with less diversity in an information-theoretic sense. Specifically, we measure the compression ratio of essays written in the three settings using various lossless compression algorithms: LZMA, ZLIB, and GZIP, each being a variation of the Lempel-Ziv algorithm (Ziv and Lempel, 1977, 1978). These algorithms compress data by identifying repeated patterns and using dictionary mappings for encoding. To compute the compression ratio, we concatenate all essays from a setting into a single text file. We then run the compression algorithm on it and calculate the ratio of the compressed file size to the original file size. From Table 7, we see that the InstructGPT essays are consistently more compressible across all three compression algorithms, which is statistically

⁹Each line in Figure 4 corresponds to the 50 most frequently repeated n -grams in a specific group, which vary across groups. Figure 11 in Appendix C shows similar plots for 1 to 5-grams.

¹⁰We detail the process in Appendix B.2. We observe a significant difference in n -gram usage for 4- and 5-grams.

| Solo | | InstructGPT | |
|-----------------------------------|-------|---------------------------------------|-------|
| 5-Gram | Count | 5-Gram | Count |
| keeping up with the news | 7 | keep up with the news | 14 |
| in my opinion the most | 7 | on animal welfare when humans | 12 |
| keep up with the news | 6 | to focus on animal welfare | 11 |
| opinion the most important things | 6 | selfish to pursue risky sports | 11 |
| but on the other hand | 5 | students should learn in school | 11 |
| the most important thing that | 5 | wrong to focus on animal | 10 |
| wrong to focus on animal | 5 | sports like extreme mountain climbing | 10 |
| focus on animal welfare when | 5 | keeping up with the news | 9 |
| unfair when it is considered | 5 | the end of the day | 9 |
| in my opinion listening to | 4 | things students should learn in | 9 |

Table 6: Most frequently occurring 5-grams in Solo and InstructGPT corpora along with the corresponding repetition counts. Highlighted 5-grams are those that contain `topic-specific information` from the essays. We observe higher repetition overall and more occurrence of topical 5-grams when users write with InstructGPT.

| Algorithm | Solo | GPT3 | InstructGPT |
|-----------|-------|-------|--------------|
| LZMA | 0.305 | 0.302 | 0.293 |
| ZLIB | 0.353 | 0.351 | 0.342 |
| GZIP | 0.352 | 0.341 | 0.350 |

Table 7: Compression ratios of the essays using various lossless compression algorithms. Bold values are different from each of the other columns with statistical significance ($p < 0.05$) using permutation tests. InstructGPT exhibits lower diversity, i.e. lower compression ratios, than GPT3 and InstructGPT across all three compression algorithms.

significant with $p < 0.05$ according to permutation tests (Appendix B.1).

6 Why does writing with InstructGPT reduce diversity?

A clear trend we observe is that writing with InstructGPT results in a reduction of content diversity, whereas this is not the case with GPT3. Since users seem to engage equally with both models (Section 3), this raises the question of how writing with InstructGPT makes a difference. There are two potential contributors. First, InstructGPT may produce less diverse text, thus influencing the essay by directly contributing text. Second, users may write differently in the presence of assistance, e.g., following the model’s phrasing or adopting the model’s opinion (Jakesch et al., 2023). In this section, we aim to answer this question by disentangling the effect from the model and the user in collaborative settings.

InstructGPT generates less diverse text than GPT3. We first confirm that generations from

InstructGPT are less diverse than GPT3, which has also been observed in prior work. For example, in the technical report for GPT-4, OpenAI finds that the feedback-tuned model is less calibrated (OpenAI, 2023); Bai et al. (2022) find that finetuning leads to decreased entropy of the output distribution. In our setting, we measure the diversity of model generation by the pairwise similarity of the five generated continuations upon each user query, similar to self-BLEU (Zhu et al., 2018). Thus, higher similarity scores indicate lower diversity. Figure 5 shows the box plot of the similarity scores computed using Rouge-L. We observe that InstructGPT indeed generates less diverse text than GPT3 on average (0.20 vs 0.11), with significance at the 5% level using an independent samples t -test.¹¹ Since users incorporate text from both models at similar rates (Table 1), it is plausible that the less diverse suggestions from InstructGPT lead to a decrease in the diversity of the final co-written essay. Next, we examine the diversity of model-written and user-written text in the essays directly.

InstructGPT increases repetition of higher-order n -grams while user-written text is unaffected. The co-written essays consist of both model-written and user-written text. Which contributes more to the decrease in diversity? To separate these effects, we attribute each token in the essay to either the user or the model.¹² We then ex-

¹¹We also obtain the same conclusion using BertScore as the similarity metric (see Figure 13 in Appendix C).

¹²We use the recorded character-level keystroke information (Section 2.1) from the interface to decide if a token was written by the user or the model. Typically all characters in a token are written by either the user or the model. In the rare case where there is a mixed contribution, we assign authorship based on

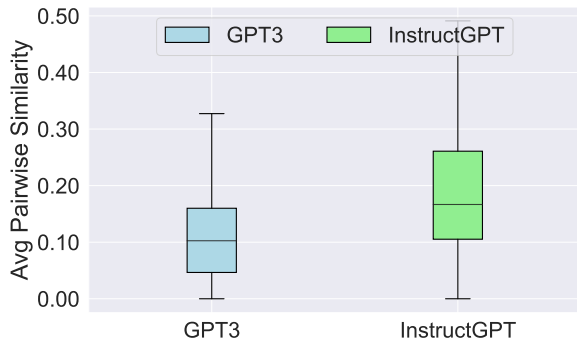


Figure 5: Boxplot of average pairwise similarity of suggestions provided by InstructGPT and GPT3 when calculated using Rouge-L as a measure of similarity. InstructGPT generates less diverse text (higher pairwise similarity) by a statistically significant margin.

amine the distribution of 5-grams from user-written and model-written text.¹³ From Figure 6, we see that the 5-gram distributions of user-written text remain the same regardless of whether the user writes with a model (Solo vs. GPT3/InstructGPT) and which model they write with (GPT3 vs. InstructGPT). This suggests that the phrase-usage pattern of users is not affected by the presence of model assistance. Instead, we observe that the increased repetition of 5-grams observed in Section 5.2 is more model related as evidenced by the high probability mass on common 5-grams for text introduced by InstructGPT.¹⁴

InstructGPT increases similarity between key points while user-written text is unaffected. Finally, we disentangle the effect from the model and the user for the increase in homogenization observed in Figure 3. We attribute each key point to either the user or the model (same as in Section 3) and calculate the essay homogenization scores on user-contributed and model-contributed key points respectively. In Figure 7, we compare the user-contributed and model-contributed homogenization across the InstructGPT and GPT3 groups. We observe that, while the average homogenization score of user-contributed key points does not change between the two groups, the InstructGPT

the majority of characters.

¹³We ensure that each entire n -gram here was written by the user or model in a single continuous span of text to ensure we do not count incoherent n -grams.

¹⁴Each line in Figure 4 corresponds to the 50 most frequently repeated n -grams in that setup, which vary across the setups. Figure 12 in Appendix C shows similar distributions varying n from 1 to 5. We see the increased repetition of n -grams introduced by InstructGPT in 3 and 4-grams as well.

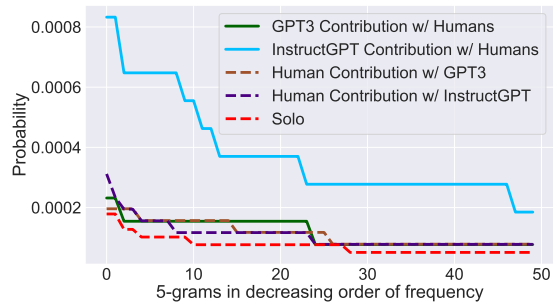


Figure 6: Distributions of 5-grams introduced by the user (dashed lines) and the model (solid lines). The distribution of 5-grams from Solo essays is also provided as a reference. Distributions of user-written text in all settings are similar regardless of model assistance, whereas InstructGPT contributed text has notably larger probability mass on common 5-grams. This indicates that the reduced lexical diversity in the InstructGPT group is mainly due to model introduced text.

contributed key points have higher average homogenization score than GPT3. An independent samples t -test confirms the significance of this result at the 5% significance level. This suggests that user behavior with respect to content creation is largely unchanged when writing with different models,¹⁵ and the increased homogenization is mainly due to InstructGPT contributions.

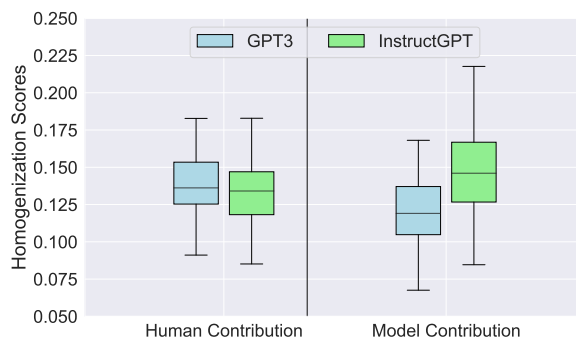


Figure 7: Homogenization scores calculated separately on key points attributed to users and the model using Rouge-L as the similarity metric. InstructGPT contributed key points show a higher degree of homogenization whereas user-contributed key points have similar homogenization scores when writing with InstructGPT and GPT3.

¹⁵We can also attempt to compare the homogenization of user-contributed key points with and without model assistance. However, since user-contributed key points of co-written essays are a subset of the original key points. They are more different from each other (less homogenized) than the full set due to randomness in subset selection, thus user-contributed key points in co-writing settings are not comparable to those in the Solo setting.

Takeaway. Overall, these results suggest that the user’s writing behavior with respect to lexical choice and argument generation is not affected when writing with model assistance. The reduction in diversity in collaborative writing is attributed more to text contributed directly by the InstructGPT model. This paints a relatively optimistic picture as the risk of forming a feedback loop through the mutual influence between the user and the model is potentially limited. However, it is important to note that our study focuses on single interactions between users and models, and the dynamics might change through repeated interactions over time.

7 Related Work

Human-AI collaborative writing. Collaborative writing predates LLMs where users are assisted by suggestions retrieved from a knowledge base (Swanson and Gordon, 2008, 2012; Chen et al., 2014; Roemmele and Gordon, 2015) or generated by task-specific RNNs (Ghazvininejad et al., 2017; Roemmele and Gordon, 2018; Clark et al., 2018).

The early systems can produce relevant suggestions, but they often need to be revised before being incorporated into the draft. In contrast, LLMs offer suggestions that are often directly incorporated into user writing, either through continuations or response to instructions. This has led to a surge of studies demonstrating the effectiveness of LLMs as writing assistants (Gero and Chilton, 2019; Akoury et al., 2020; Ito et al., 2020; Yuan et al., 2022; Swanson et al., 2021; Chakrabarty et al., 2022; Ippolito et al., 2022; Mirowski et al., 2023). However, despite the improved productivity, we have shown that LLM-contributed text can also affect the writing in subtle and unintended ways.

Effect of human-AI co-writing. More recent work aims to analyze user-model interactions to understand they affect the user and their writing process. Buschek et al. (2021) study how users respond to varying numbers of suggestions provided in email writing and reveal the tradeoff between suggestion utility and writing efficiency. Bhat et al. (2023) show that model suggestions can be incorporated even when users disagree with the suggestions and their writing plans may be altered as a result of the interaction. Lee et al. (2022a) collect a dataset of user interactions with GPT-3 as a collaborator, observing that the model nudges users to use more diverse vocabulary, increase writer productivity, but had an uneven effect on the feelings

of ownership towards to written content. Our work contributes to this line of exploration by examining the content homogenization effects that arise from user interaction with LLMs.

Evaluation of interactive text generation. Traditional evaluation focuses on measuring similarity to the reference text (Papineni et al., 2002; Lin, 2004; Lavie and Denkowski, 2009; Sellam et al., 2020). In interactive settings, due to the absence of references, most metrics aim to measure the effectiveness of model assistance indirectly, including user ratings of model helpfulness (Roemmele and Gordon, 2018; Clark et al., 2018; Padmakumar and He, 2022), the fraction of model suggestions retained in the final text (Akoury et al., 2020; Chakrabarty et al., 2022), and the time taken to complete the writing (Buschek et al., 2021). Lee et al. (2022b) aggregate these into a framework for evaluating collaborative writing. They also reported user ownership and enjoyment, which emphasizes new aspects such as retaining the user’s writing style and influence on the content. Our work is related to existing metrics that evaluate lexical diversity and text style based on token and POS n -grams statistics (Roemmele et al., 2017; See et al., 2019; Tevet and Berant, 2021; Meister et al., 2023; Tevet and Berant, 2021). We extend them to co-writing settings and additionally develop more content-specific diversity metrics.

Social impacts of LLMs. Bommasani et al. (2021); Bender et al. (2021); Solaiman et al. (2023) extensively discuss the societal risks of large-scale adoption of LLMs in user-facing applications. Most relevant to our work is the potential rise of an algorithmic monoculture (Kleinberg and Raghavan, 2021; Creel and Hellman, 2022; Bommasani et al., 2022). While this line of work measures homogenization of outcomes in algorithmic decision making, our work looks at the impact of co-writing with LLMs in content generation. More closely related is recent work in human-computer interaction measuring the impact of writing assistance. Hancock et al. (2020) discuss how AI-mediated communication could result in the homogenization of language. Arnold et al. (2020) show that providing users with a predictive keyboard results in image captions that are shorter in length and contain fewer rare words. Jakesch et al. (2023); Bhat et al. (2023) show that writing with a biased language model can change user opinions. Liao and

Xiao (2023) call for the development of new evaluation methods to identify the socio-technical issues associated with increased use of general-purpose LLMs. Our work investigates one axis of such evaluation, namely content diversity, in co-writing settings.

8 Conclusion

In this work, we study how writing with LLMs impacts the diversity of content produced. Through a controlled study, we find that users writing with InstructGPT produce more similar content than those writing with GPT3 or without model help. This homogenization also results in a reduction of the overall diversity of content produced by many users. Furthermore, our analysis indicates that this effect is attributable to the less diverse text contributed by InstructGPT, while the user-contributed text remains largely consistent with and without model help.

These findings highlight a new axis on which to evaluate the impact of LLMs prior to their deployment. While adapting a model with human feedback leads to an improvement in instruction following, this may be accompanied by a reduction in content diversity. Combined with other recent findings that LLMs influence user opinions during the writing process (Jakesch et al., 2023), this calls for a careful user-centered evaluation to ensure that these models do not suppress the voice of users in scenarios where personal expression is desired. Finally, our work also adds to the growing body of open problems on reinforcement learning with human feedback (Casper et al., 2023). Learning from the diverse feedback of many users and personalizing model generations to individuals are challenging future directions.

Acknowledgements

We would like to thank Mina Lee, Nick Lourie, Naomi Saphra, Richard Pang, and Nitish Joshi for their input at various stages of the project. We would also like to thank Abby Rabinowitz and Alexander Landfair from the NYU Expository Writing Program for valuable discussions during the planning stages. We would finally like to acknowledge all the writers recruited for this project without whom this work would not have been possible. This work is supported by Open Philanthropy, AWS AI, the Samsung Advanced Institute of Technology (Next Generation Deep Learning: From

Pattern Recognition to AI), and the National Science Foundation under Grant No. 1922658.

Limitations

Interaction interface. Our interface provides suggestions to users in the form of continuations of the current text in the draft. Further investigation is needed to evaluate if the reduction in content diversity with feedback-tuned models can be mitigated with prompt engineering or richer forms of interaction (e.g., through a dialogue).

User selection. The outcome of the experiments can be affected by the specific group of participants. We try to ensure a diverse user group and detail our recruitment procedures in Appendix A.1. However, it is unclear whether these results will generalize to other groups such as students learning to write or second language speakers, who have different goals and incentives for using writing assistants.

LLM access. Our experiments are conducted using two limited-access models from OpenAI. While we believe they are representative of properties of current LLMs, it is possible that the other models may exhibit different behavior, especially given that the RLHF pipeline is highly customized.

References

- Nader Akoury, Shufan Wang, Josh Whiting, Stephen Hood, Nanyun Peng, and Mohit Iyyer. 2020. Story: A dataset and evaluation platform for machine-in-the-loop story generation. In *Proceedings of the 2020 Conference on Empirical Methods in Natural Language Processing (EMNLP)*, pages 6470–6484.
- Kenneth C Arnold, Krysta Chauncey, and Krzysztof Z Gajos. 2020. Predictive text encourages predictable writing. In *Proceedings of the 25th International Conference on Intelligent User Interfaces*, pages 128–138.
- Yuntao Bai, Andy Jones, Kamal Ndousse, Amanda Askell, Anna Chen, Nova DasSarma, Dawn Drain, Stanislav Fort, Deep Ganguli, Tom Henighan, et al. 2022. Training a helpful and harmless assistant with reinforcement learning from human feedback. *arXiv preprint arXiv:2204.05862*.
- Emily M Bender, Timnit Gebru, Angelina McMillan-Major, and Shmargaret Shmitchell. 2021. On the dangers of stochastic parrots: Can language models be too big? In *Proceedings of the 2021 ACM conference on fairness, accountability, and transparency*, pages 610–623.

- Advait Bhat, Saaket Agashe, Parth Oberoi, Niharika Mohile, Ravi Jangir, and Anirudha Joshi. 2023. Interacting with next-phrase suggestions: How suggestion systems aid and influence the cognitive processes of writing. In *Proceedings of the 28th International Conference on Intelligent User Interfaces*, pages 436–452.
- Rishi Bommasani, Kathleen A Creel, Ananya Kumar, Dan Jurafsky, and Percy S Liang. 2022. Picking on the same person: Does algorithmic monoculture lead to outcome homogenization? *Advances in Neural Information Processing Systems*, 35:3663–3678.
- Rishi Bommasani, Drew A. Hudson, Ehsan Adeli, Russ Altman, Simran Arora, Sydney von Arx, Michael S. Bernstein, Jeannette Bohg, Antoine Bosselut, Emma Brunskill, Erik Brynjolfsson, Shyamal Buch, Dallas Card, Rodrigo Castellon, Niladri Chatterji, Annie Chen, Kathleen Creel, Jared Quincy Davis, Dorottya Demszky, Chris Donahue, Moussa Doumbouya, Esin Durmus, Stefano Ermon, John Etchemendy, Kawin Ethayarajh, Li Fei-Fei, Chelsea Finn, Trevor Gale, Lauren Gillespie, Karan Goel, Noah Goodman, Shelby Grossman, Neel Guha, Tatsunori Hashimoto, Peter Henderson, John Hewitt, Daniel E. Ho, Jenny Hong, Kyle Hsu, Jing Huang, Thomas Icard, Saahil Jain, Dan Jurafsky, Pratyusha Kalluri, Siddharth Karamcheti, Geoff Keeling, Fereshte Khani, Omar Khattab, Pang Wei Koh, Mark Krass, Ranjay Krishna, Rohith Kudithipudi, Ananya Kumar, Faisal Ladhak, Mina Lee, Tony Lee, Jure Leskovec, Isabelle Levent, Xiang Lisa Li, Xuechen Li, Tengyu Ma, Ali Malik, Christopher D. Manning, Suvir Mirchandani, Eric Mitchell, Zanele Munyikwa, Suraj Nair, Avnika Narayan, Deepak Narayanan, Ben Newman, Allen Nie, Juan Carlos Niebles, Hamed Nilforoshan, Julian Nyarko, Giray Ogut, Laurel Orr, Isabel Papadimitriou, Joon Sung Park, Chris Piech, Eva Portelance, Christopher Potts, Aditi Raghunathan, Rob Reich, Hongyu Ren, Frieda Rong, Yusuf Roohani, Camilo Ruiz, Jack Ryan, Christopher Ré, Dorsa Sadigh, Shiori Sagawa, Keshav Santhanam, Andy Shih, Krishnan Srinivasan, Alex Tamkin, Rohan Taori, Armin W. Thomas, Florian Tramèr, Rose E. Wang, William Wang, Bohan Wu, Jiajun Wu, Yuhuai Wu, Sang Michael Xie, Michihiro Yasunaga, Jiaxuan You, Matei Zaharia, Michael Zhang, Tianyi Zhang, Xikun Zhang, Yuhui Zhang, Lucia Zheng, Kaitlyn Zhou, and Percy Liang. 2021. On the opportunities and risks of foundation models. *arXiv preprint arXiv:2108.07258*.
- Daniel Buschek, Martin Zürn, and Malin Eiband. 2021. The impact of multiple parallel phrase suggestions on email input and composition behaviour of native and non-native english writers. In *Proceedings of the 2021 CHI Conference on Human Factors in Computing Systems*, pages 1–13.
- Stephen Casper, Xander Davies, Claudia Shi, Thomas Krendl Gilbert, Jérémy Scheurer, Javier Rando, Rachel Freedman, Tomasz Korbak, David Lindner, Pedro Freire, et al. 2023. Open problems and fundamental limitations of reinforcement learning from human feedback. *arXiv preprint arXiv:2307.15217*.
- Tuhin Chakrabarty, Vishakh Padmakumar, and He He. 2022. Help me write a poem: Instruction tuning as a vehicle for collaborative poetry writing. In *Proceedings of the 2022 Conference on Empirical Methods in Natural Language Processing*, pages 6848–6863, Abu Dhabi, United Arab Emirates. Association for Computational Linguistics.
- Quanze Chen, Chenyang Lei, Wei Xu, Ellie Pavlick, and Chris Callison-Burch. 2014. Poetry of the crowd: A human computation algorithm to convert prose into rhyming verse. In *Proceedings of the AAAI Conference on Human Computation and Crowdsourcing*, volume 2, pages 10–11.
- Elizabeth Clark, Anne Spencer Ross, Chenhao Tan, Yangfeng Ji, and Noah A Smith. 2018. Creative writing with a machine in the loop: Case studies on slogans and stories. In *23rd International Conference on Intelligent User Interfaces*, pages 329–340.
- Kathleen Creel and Deborah Hellman. 2022. The algorithmic leviathan: Arbitrariness, fairness, and opportunity in algorithmic decision-making systems. *Canadian Journal of Philosophy*, 52(1):26–43.
- E. Durmus, K. Nyugen, T. I. Liao, N. Schiefer, A. Askell, A. Bakhtin, C. Chen, Z. Hatfield-Dodds, D. Hernandez, N. Joseph, L. Lovitt, S. McCandlish, O. Sikder, A. Tamkin, J. Thamkul, J. Kaplan, J. Clark, and D. Ganguli. 2023. Towards measuring the representation of subjective global opinions in language models. *arXiv preprint arXiv:2306.16388*.
- Sebastian Gehrmann, Elizabeth Clark, and Thibault Selam. 2023. Repairing the cracked foundation: A survey of obstacles in evaluation practices for generated text. *Journal of Artificial Intelligence Research*, 77:103–166.
- Katy Ilonka Gero and Lydia B Chilton. 2019. Metaphoria: An algorithmic companion for metaphor creation. In *Proceedings of the 2019 CHI conference on human factors in computing systems*, pages 1–12.
- Marjan Ghazvininejad, Xing Shi, Jay Priyadarshi, and Kevin Knight. 2017. Hafez: an interactive poetry generation system. In *Proceedings of ACL 2017, System Demonstrations*, pages 43–48.
- Tanya Goyal, Junyi Jessy Li, and Greg Durrett. 2022. News summarization and evaluation in the era of gpt-3. *arXiv e-prints*, pages arXiv–2209.
- Jeffrey T Hancock, Mor Naaman, and Karen Levy. 2020. Ai-mediated communication: Definition, research agenda, and ethical considerations. *Journal of Computer-Mediated Communication*, 25(1):89–100.
- Daphne Ippolito, Ann Yuan, Andy Coenen, and Sehmon Burnam. 2022. Creative writing with an ai-powered writing assistant: Perspectives from professional writers. *arXiv preprint arXiv:2211.05030*.

- Takumi Ito, Tatsuki Kuribayashi, Masatoshi Hidaka, Jun Suzuki, and Kentaro Inui. 2020. [Langsmith: An interactive academic text revision system](#). In *Proceedings of the 2020 Conference on Empirical Methods in Natural Language Processing: System Demonstrations*, pages 216–226, Online. Association for Computational Linguistics.
- Maurice Jakesch, Advait Bhat, Daniel Buschek, Lior Zalmanson, and Mor Naaman. 2023. Co-writing with opinionated language models affects users’ views. In *Proceedings of the 2023 CHI Conference on Human Factors in Computing Systems*, pages 1–15.
- J. Kleinberg and M. Raghavan. 2021. Algorithmic monoculture and social welfare. In *National Academy of Sciences*.
- Alon Lavie and Michael Denkowski. 2009. The meteor metric for automatic evaluation of machine translation. *Machine Translation*, 23.
- Mina Lee, Percy Liang, and Qian Yang. 2022a. Coauthor: Designing a human-ai collaborative writing dataset for exploring language model capabilities. In *Proceedings of the 2022 CHI Conference on Human Factors in Computing Systems*, pages 1–19.
- Mina Lee, Megha Srivastava, Amelia Hardy, John Thickstun, Esin Durmus, Ashwin Paranjape, Ines Gerard-Ursin, Xiang Lisa Li, Faisal Ladhak, Frieda Rong, et al. 2022b. Evaluating human-language model interaction. *arXiv preprint arXiv:2212.09746*.
- X. L. Li, A. Holtzman, D. Fried, P. Liang, J. Eisner, T. Hashimoto, L. Zettlemoyer, and M. Lewis. 2023. Contrastive decoding: Open-ended text generation as optimization. In *Association for Computational Linguistics (ACL)*.
- Percy Liang, Rishi Bommasani, Tony Lee, Dimitris Tsipras, Dilara Soylu, Michihiro Yasunaga, Yian Zhang, Deepak Narayanan, Yuhuai Wu, Ananya Kumar, et al. 2022. Holistic evaluation of language models. *arXiv preprint arXiv:2211.09110*.
- Q Vera Liao and Ziang Xiao. 2023. Rethinking model evaluation as narrowing the socio-technical gap. *arXiv preprint arXiv:2306.03100*.
- Chin-Yew Lin. 2004. [ROUGE: A package for automatic evaluation of summaries](#). In *Text Summarization Branches Out*, pages 74–81, Barcelona, Spain. Association for Computational Linguistics.
- C. Meister, T. Pimentel, G. Wiher, and R. Cotterell. 2023. Locally typical sampling. *Transactions of the Association for Computational Linguistics (TACL)*, 11.
- Piotr Mirowski, Kory W Mathewson, Jaylen Pittman, and Richard Evans. 2023. Co-writing screenplays and theatre scripts with language models: Evaluation by industry professionals. In *Proceedings of the 2023 CHI Conference on Human Factors in Computing Systems*, pages 1–34.
- OpenAI. 2023. [Gpt-4 technical report](#).
- L. Ouyang, J. Wu, X. Jiang, D. Almeida, C. L. Wainwright, P. Mishkin, C. Zhang, S. Agarwal, K. Slama, A. Ray, J. Schulman, J. Hilton, F. Kelton, L. Miller, M. Simens, A. Askell, P. Welinder, P. Christiano, J. Leike, and R. Lowe. 2022. Training language models to follow instructions with human feedback. *arXiv preprint arXiv:2203.02155*.
- Vishakh Padmakumar and He He. 2022. Machine-in-the-loop rewriting for creative image captioning. In *Proceedings of the 2022 Conference of the North American Chapter of the Association for Computational Linguistics: Human Language Technologies*, pages 573–586.
- Kishore Papineni, Salim Roukos, Todd Ward, and Wei-Jing Zhu. 2002. BLEU: A method for automatic evaluation of machine translation. In *Association for Computational Linguistics (ACL)*.
- F. Pedregosa, G. Varoquaux, A. Gramfort, V. Michel, B. Thirion, O. Grisel, M. Blondel, P. Prettenhofer, R. Weiss, V. Dubourg, J. Vanderplas, A. Passos, D. Cournapeau, M. Brucher, M. Perrot, and E. Duchesnay. 2011. Scikit-learn: Machine learning in Python. *Journal of Machine Learning Research*, 12:2825–2830.
- Melissa Roemmele and Andrew S Gordon. 2015. Creative help: A story writing assistant. In *Interactive Storytelling: 8th International Conference on Interactive Digital Storytelling, ICIDS 2015, Copenhagen, Denmark, November 30-December 4, 2015, Proceedings 8*, pages 81–92. Springer.
- Melissa Roemmele and Andrew S Gordon. 2018. Automated assistance for creative writing with an rnn language model. In *Proceedings of the 23rd international conference on intelligent user interfaces companion*, pages 1–2.
- Melissa Roemmele, Andrew S Gordon, and Reid Swanson. 2017. Evaluating story generation systems using automated linguistic analyses. In *SIGKDD 2017 Workshop on Machine Learning for Creativity*, pages 13–17.
- Shibani Santurkar, Esin Durmus, Faisal Ladhak, Cinoo Lee, Percy Liang, and Tatsunori Hashimoto. 2023. Whose opinions do language models reflect? *arXiv preprint arXiv:2303.17548*.
- Abigail See, Aneesh Pappu, Rohun Saxena, Akhila Yerukola, and Christopher D. Manning. 2019. [Do massively pretrained language models make better storytellers?](#) In *Proceedings of the 23rd Conference on Computational Natural Language Learning (CoNLL)*, pages 843–861, Hong Kong, China. Association for Computational Linguistics.
- Thibault Sellam, Dipanjan Das, and Ankur P Parikh. 2020. Bleurt: Learning robust metrics for text generation. *arXiv preprint arXiv:2004.04696*.

- Irene Solaiman, Zeerak Talat, William Agnew, Lama Ahmad, Dylan Baker, Su Lin Blodgett, Hal Daumé III, Jesse Dodge, Ellie Evans, Sara Hooker, et al. 2023. Evaluating the social impact of generative ai systems in systems and society. *arXiv preprint arXiv:2306.05949*.
- Z. Song, T. Cai, J. D. Lee, and W. J. Su. 2023. Reward collapse in aligning large language models. *arXiv preprint arXiv:2305.17608*.
- Simeng Sun, Ori Shapira, Ido Dagan, and Ani Nenkova. 2019. [How to compare summarizers without target length? pitfalls, solutions and re-examination of the neural summarization literature](#). In *Proceedings of the Workshop on Methods for Optimizing and Evaluating Neural Language Generation*, pages 21–29, Minneapolis, Minnesota. Association for Computational Linguistics.
- Ben Swanson, Kory Mathewson, Ben Pietrzak, Sherol Chen, and Monica Dinalescu. 2021. Story centaur: Large language model few shot learning as a creative writing tool. In *Proceedings of the 16th Conference of the European Chapter of the Association for Computational Linguistics: System Demonstrations*, pages 244–256.
- Reid Swanson and Andrew S Gordon. 2008. Say anything: A massively collaborative open domain story writing companion. In *Interactive Storytelling: First Joint International Conference on Interactive Digital Storytelling, ICIDS 2008 Erfurt, Germany, November 26-29, 2008 Proceedings 1*, pages 32–40. Springer.
- Reid Swanson and Andrew S Gordon. 2012. Say anything: Using textual case-based reasoning to enable open-domain interactive storytelling. *ACM Transactions on Interactive Intelligent Systems (TiiS)*, 2(3):1–35.
- R. Taori and T. B. Hashimoto. 2023. Data feedback loops: Model-driven amplification of dataset biases. In *International Conference on Machine Learning (ICML)*.
- Guy Tevet and Jonathan Berant. 2021. [Evaluating the evaluation of diversity in natural language generation](#). In *Proceedings of the 16th Conference of the European Chapter of the Association for Computational Linguistics: Main Volume*, pages 326–346, Online. Association for Computational Linguistics.
- Ann Yuan, Andy Coenen, Emily Reif, and Daphne Ippolito. 2022. [Wordcraft: Story writing with large language models](#). In *27th International Conference on Intelligent User Interfaces, IUI ’22*, page 841–852, New York, NY, USA. Association for Computing Machinery.
- Tianyi Zhang, Varsha Kishore, Felix Wu, Kilian Q. Weinberger, and Yoav Artzi. 2020. [Bertscore: Evaluating text generation with bert](#).
- Y. Zhu, S. Lu, L. Zheng, J. Guo, W. Zhang, J. Wang, and Y. Yu. 2018. Taxygen: A benchmarking platform for text generation models. *arXiv preprint arXiv:1802.01886*.
- Jacob Ziv and Abraham Lempel. 1977. A universal algorithm for sequential data compression. *IEEE Transactions on information theory*, 23(3):337–343.
- Jacob Ziv and Abraham Lempel. 1978. Compression of individual sequences via variable-rate coding. *IEEE transactions on Information Theory*, 24(5):530–536.

A Task Details

A.1 User Recruitment on Upwork

We recruit a total of 38 participants from Upwork, all of whom are fluent in English and have prior experience in writing or copyediting on the platform. Their prior experience varied from 5 to over 200 previously completed tasks on the platform. Our participants are exclusively from the United States and encompassing diverse racial backgrounds with an approximately equal distribution between genders. Each participant is asked to complete a session consisting of three essay writing tasks—one in each of the three settings and each on a different topic. In each session, the order of the three settings and the assignment of topics are randomized. Each essay takes 15 minutes on average and hence a session usually takes the participants under one hour. Compensation was provided through hourly contracts, prorated to \$20 per hour. After each participant completed one session, their essays were reviewed manually by the authors of this work for the relevance to the essay prompt as well as coherence of writing. This process does not involve policing the actual content of the essays and we encourage our participants to express their opinions in detail. This was used to filter out a few participants whose sessions were reassigned. The remaining participants were then invited to complete two additional sessions, each with different topics. As a result, each of the 38 participants completed between 1 and 3 sessions. In total, we obtain 10 essays on each of the 10 topics for each setting, resulting in 100 essays per setting.

A.2 Decoding Parameters on OpenAI API

To avoid reduced diversity due to decoding, we use a decoding strategy biased towards higher diversity. Specifically, we sample continuations from both models following the “high randomness” setting from Lee et al. (2022a). The decoding parameters we use are:

- Engine: davinci for the base language model and text-davinci-003 for the feedback-tuned language model
- Response length (word piece): 30
- Temperature: 0.9
- Top P: 1
- Frequency penalty: 0.5
- Presence penalty: 0.5

A.3 User Instructions

Essay Requirements To complete an essay assignment successfully, you would need to write a short 3-passage essay given the prompt presented to you. The essay should reflect your opinion of the assigned topic and you're writing an argumentative piece for why you feel that way. The expected length of the essays is around 300 words (3-4 short paragraphs of 3-4 sentences each). Each piece should take you between 10 and 15 minutes (as calculated from prior experiments). When writing with AI help, you are required to obtain model suggestions at least 5 times (we encourage you to do this more if you find it helpful, more the better). Some example responses are provided below (though these were written by non-experts so I'm sure you can identify flaws and improve on the style)

Instructions in Detail

- When you are completing a task, make sure you have a Session ID. If you don't have this already, please send us a message on Upwork.
- View the spreadsheet of assignments and navigate to your assigned session. Each session will correspond to three rows in the spreadsheet, each with an accompanying URL.
- Each of these links corresponds to the three assignment essays you would have to complete in order to finish the task.
- If you click one of these, you will see the text editor pop up which looks like this which shows the prompt for the assigned essay.
- Out of the three assignments, please note that one is the essay that you will have to write

without the assistance of the AI. Please complete the three assignments in the order provided.

- When you write with the AI, you will have the option to hit the TAB key on your keyboard and obtain suggestions from the model in the form of a dropdown like this. You are free to continue the writing process as you normally would, however, we encourage you to make use of model help when you are looking for ideas when you are stuck or just want to take a look at some possible continuations :)
- When you write with the AI, you need to request at least 5 suggestions from the model. You do NOT need to accept all of the suggestions, you are free to accept one then edit it, ask for suggestions again at the same time, or even just reject all of the model suggestions. We encourage you to use the model as much as possible :) The objective of the study is to understand the effect of the model, so more interaction is better.
- Once you complete the essay, make sure you hit 'Save' at the bottom of the screen to obtain a verification code on completion. We ask that you complete the writing in one sitting. We aim to record the entire writing process so please refrain from copy-pasting any text into the editor.

A.4 Summarization into Key Points

Motivated by recent encouraging results of using LLMs for zero-shot summarization (Goyal et al., 2022), we summarize each essay into a list of key points by prompting gpt-3.5-turbo. Table 9 contains a full example of an essay with the generated key points. We use a simple prompt, "Summarize this essay into a set of simple and distinct bullet points. Make sure that the bullet points cover all the information from the essay."

B Significance Testing

B.1 Permutation Test for Significance of Diversity Results

To test for the significance of the results on diversity (Section 5.2), since we do not have multiple instances of essay corpora from each setting (Solo, GPT3 and InstructGPT), we employ three permutation tests between each pair of settings. A walk-through example of the permutation test setup is

| Prompt Code | Prompt (Source URL) |
|---------------|---|
| school | What Are the Most Important Things Students Should Learn in School? In your opinion, what are the most important things students should learn in school? What is the most important thing you have learned in school? How has this knowledge affected your life? How do you think it will help your success in the future? (Link) |
| stereotype | What Stereotypical Characters Make You Cringe? What stereotypical characters in books, movies or television shows make you cringe and why? Would you ever not watch or read something because of its offensive portrayal of someone? (Link) |
| audiobook | Is Listening to a Book Just as Good as Reading It? Do you listen to audiobooks? What are the benefits, in your opinion, of listening instead of reading? Are there advantages to reading that cannot be gained by listening? Which method do you prefer? Why? (Link) |
| athletes | Should College Athletes Be Paid? Do you think college athletes should be paid? Or is a college scholarship and other non-monetary perks like the opportunity to play in front of cheering fans enough? What possible difficulties or downsides might there be in providing monetary compensation to players? (Link) |
| extremesports | Is It Selfish to Pursue Risky Sports Like Extreme Mountain Climbing? Some sports, like extreme mountain climbing, are dangerous. Since there are varying degrees of risk in most, if not all, sports (such as the possibility of concussions, broken bones and even death), how does one decide where the line might be drawn between what is reasonable and what is not? Are some sports simply too dangerous to be called a sport? (Link) |
| animal | Is It Wrong to Focus on Animal Welfare When Humans Are Suffering? Would you be surprised to hear that a study found that research subjects were more upset by stories of a dog beaten by a baseball bat than of an adult similarly beaten? Or that other researchers found that if forced to choose, 40 percent of people would save their pet dog over a foreign tourist. Why do you think many people are more empathetic toward the suffering of animals than that of people? In your opinion, is it wrong to focus on animal welfare when humans are suffering? Why do you think so? (Link) |
| news | Are We Being Bad Citizens If We Don't Keep Up With the News? In your opinion, are we being bad citizens if we don't keep up with the news? Do you think all people have some responsibility to know what is going on in the world? Does engaging with current events actually do anything at all? Why do you think the way you do? (Link) |
| mindfulness | Should Schools Teach Mindfulness? Have you ever tried mindfulness or meditation, practices that focus on the present moment and being aware of your thoughts, feelings and bodily sensations? If so, what was it like for you? If not, does it sound like something you'd like to try? Do you think that such practices have a place in schools? Why or why not? (Link) |
| screen | How Worried Should We Be About Screen Time During the Pandemic? The coronavirus pandemic ended the screen time debate: Screens won. We all now find ourselves on our screens for school, for work and for connecting with family and friends during this time of social distancing and increased isolation. But should we be worried about this excessive screen use right now? Or should we finally get over it and embrace the benefits of our digital devices? (Link) |
| dating | How Do You Think Technology Affects Dating? Have you had any experience with dating? Have you ever used dating apps? If so, what has it been like for you? If not, why not? How do you think technology — like apps, Netflix, social media and texting — affects dating and relationships? In your opinion, does it improve or worsen romantic interactions? (Link) |

Table 8: List of prompts used in the experiments.

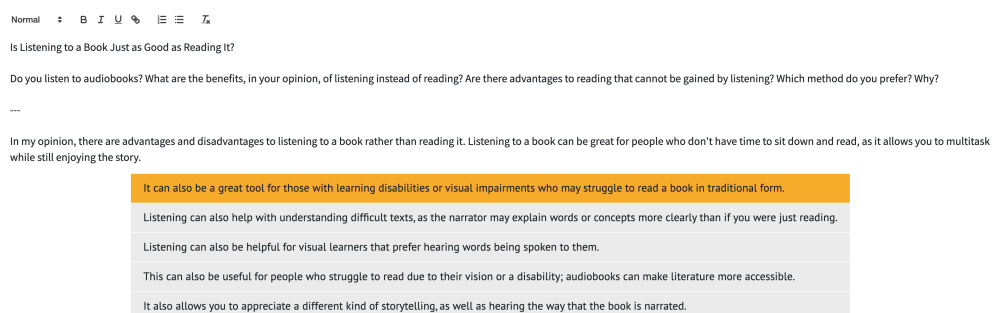


Figure 8: Text editor interface showing suggestions when requested by the user.

Essay

While I believe the concerns regarding children's screen time are valid, I believe it is somewhat biased to not take this problem, which is a genuine issue right now, as an everyone problem, and not a student one. With that in mind, I do believe that for the majority of our generation it would not be as hard to disconnect with devices after the pandemic.

I know that I, along with many other teenagers, would like nothing more than to go back to school, play sports outside, meet new people and such. I doubt I could say the same for our older generations, because while parents ban teenagers from using their phones, they often spend many more hours on their devices. Cranky grandparents grumble about how 'back in their day they lived without a mobile phone' usually forget the point of their stories. Back in their day indeed.

We live in a different era, and to think that the same rules should apply to teenagers, especially during a pandemic, isn't logical. Pinterest, Youtube, Twitter aren't just places where teens while away their time. They are also places for new ideas, watching college lectures, and political discourse. Limiting screen time, while in the short run is helpful, is doubtful to do anything in the long run. Banning technology is not stopping kids from using it. It's just stopping them from telling their parents about it.

I would like to end by saying, parents, please trust your teenager just a little bit more, and don't be too worried about their screen time!

Keypoints

- The concerns regarding children's screen time are valid
- The problem of screen time should be considered an everyone problem, not just a student one
- For most young people, it would not be hard to disconnect from devices after the pandemic
- Older generations often spend more time on their devices than teens, despite their complaints
- Social media can be used for educational and constructive purposes
- Limiting screen time may not be effective in the long run
- Parents should trust their teenager more and not worry too much about their screen time

Table 9: Example of summarization into keypoints

as follows. We wish to evaluate the significance of the difference between the diversity scores of Solo and InstructGPT, as measured by the clustering of key points (Table 5) or by traditional lossless compression algorithms (Table 7). We first calculate the statistic (difference between the diversity scores) on the collected corpora of essays. We then take the union of Solo and InstructGPT essays, randomly partition this into two equal sets, and recalculate the statistic on these two permuted sets of essays. This process is then repeated for 1000 different permutations. We then obtain the p-value of this two-tailed permutation test as the proportion of times the absolute value of the statistic calculated on the permuted data is greater than the statistic calculated on the observed data from the user study. This is then repeated for all pairs out of Solo, GPT3, and InstructGPT. Bold values in the results tables (Table 5, Table 7) indicate those instances where the p-value on the permutation test for a setup (InstructGPT) was significant at the 5% level over both other setups (GPT3 and Solo).

B.2 Chi-Square Test for Significance for n -gram Distributions

To confirm the significance of the difference between the categorical distributions of n -grams in the different setups, we employ a chi-square test on the count of occurrences. We evaluate if writing with InstructGPT results in a change of 5-gram usage in Figure 4 and Figure 6. To perform this test, we first identify and take the union of the 50 most frequently occurring 5-grams in each setup. We then obtain the counts of occurrences of each of these 5-grams in both corpora and perform a chi-square test for significance on these frequencies. A p-value < 0.05 results in a rejection of the null hypothesis and the observation of a significant difference in the categorical distributions. We perform these for all pairs out of Solo, GPT3, and InstructGPT and find that the repetition of n -grams when writing with InstructGPT is more similar by a significant margin compared to both other setups (Figure 4).

C Additional Results

Writing with InstructGPT results in more similar content at the key point and raw essay level

In addition to the results presented in Section 4.2, we also report the corpus homogenization scores at the key point and essay level in Table 10. Across

both Rouge-L and BertScore, the corpus of essays written with InstructGPT exhibits higher corpus homogenization than both other groups by a statistically significant margin (p-value < 0.05) on both levels. We also plot the homogenization scores of all the essays calculated at the raw essay and key point levels in Figure 9 and Figure 10. We choose to report the homogenization at the key point level mainly because string similarity metrics such as Rouge-L and BertScore are less reliable on longer text documents (Sun et al., 2019; Gehrmann et al., 2023).

| | | Solo | GPT3 | Instruct-GPT |
|------------------------|------------------|--------|--------|---------------|
| Key point Level | Rouge-L | 0.1536 | 0.1578 | 0.1660 |
| | BertScore | 0.6305 | 0.6284 | 0.6437 |
| Essay Level | Rouge-L | 0.1498 | 0.1523 | 0.1621 |
| | BertScore | 0.6044 | 0.6130 | 0.6318 |

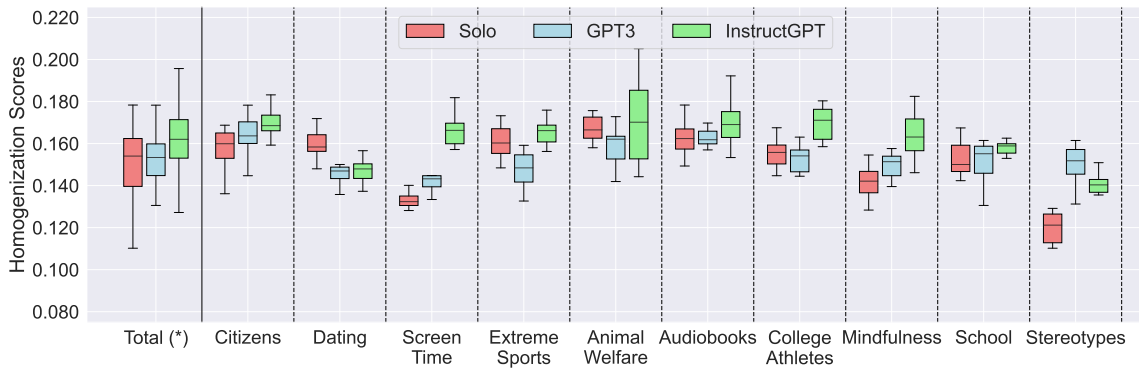
Table 10: Corpus homogenization scores comparing essays from the three setups at the key point and essay level using both Rouge-L and BertScore to calculate homogenization. Essays written with InstructGPT exhibit higher homogenization than Solo and GPT3 across both levels and similarity metrics by a statistically significant margin (p-value < 0.05).

Essays written with InstructGPT repeat higher-order n -grams more frequently

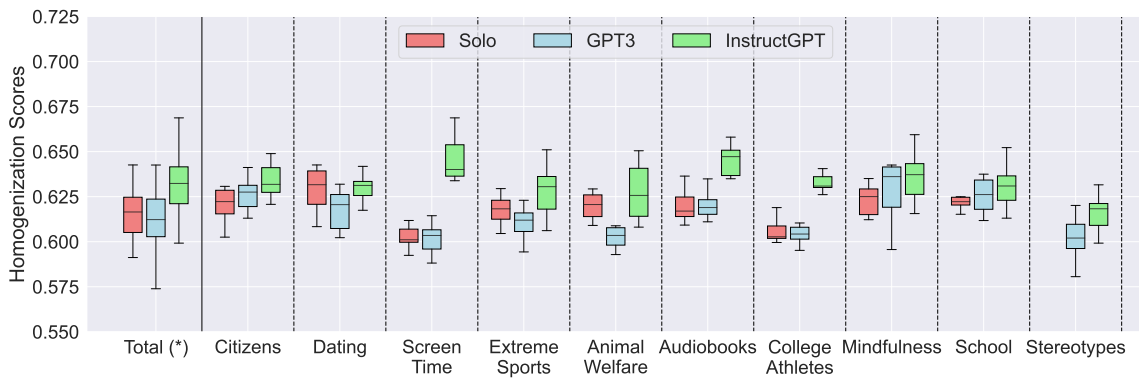
Building on from the results in Section 5.2, we plot the n -gram distributions of the raw essays varying n from 1 to 5 in Figure 11. Here we truncate the distribution to the most common 50 n -grams from each setup. While the distributions for 1, 2 and 3-grams are almost identical across the setups, on 4 and 5-grams we see a concentration of probability mass at the head of the distribution for the essays written with InstructGPT. The reduction in lexical diversity (Table 4) is manifested in this increased repetition of higher-order n -grams.

InstructGPT presents less diverse suggestions to users than GPT3

To test the hypothesis that adapting a model with human feedback reduces the diversity of the presented suggestions, we calculate the average similarity of all pairs of the five suggestions presented by InstructGPT and GPT3 upon each user query. In addition to the similarity plotted with Rouge-L in Figure 5 we also plot the average similarity scores of suggestions computed using BertScore in Figure 13.

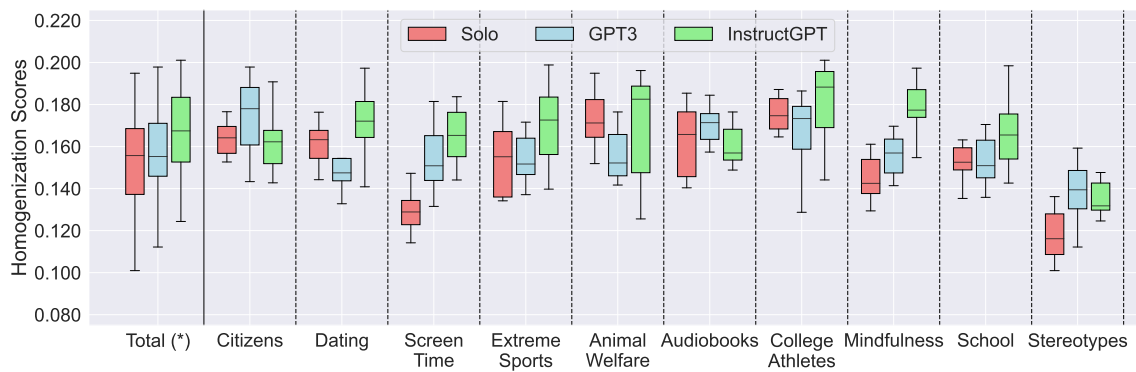


(a) Homogenization calculated with Rouge-L

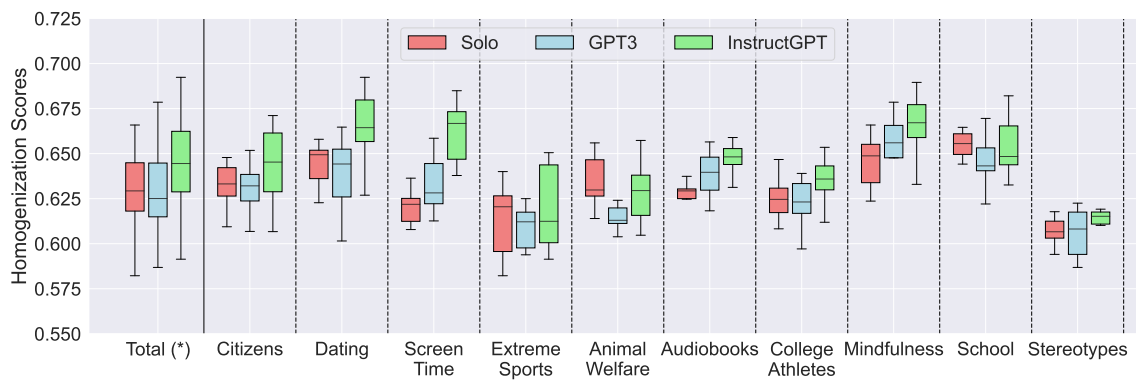


(b) Homogenization calculated with BertScore

Figure 9: Boxplots of homogenization scores for all three groups (Solo, InstructGPT, GPT3) when comparing the raw essays and calculated using (a) Rouge-L and (b) BertScore as measures of similarity. The left-most column (Total) shows essay homogenization scores for all topics and the other columns show essay homogenization scores by topic. Essays written with InstructGPT exhibit higher corpus homogenization by a statistically significant margin (Section 4.2).

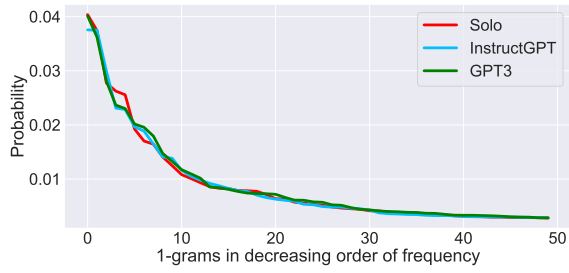


(a) Homogenization calculated with Rouge-L

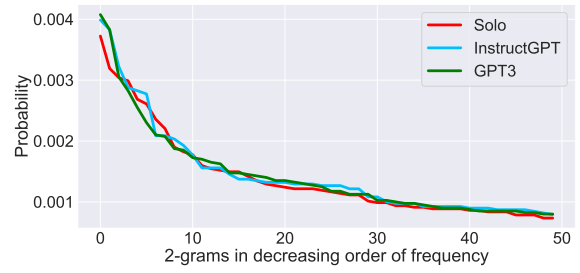


(b) Homogenization calculated with BertScore

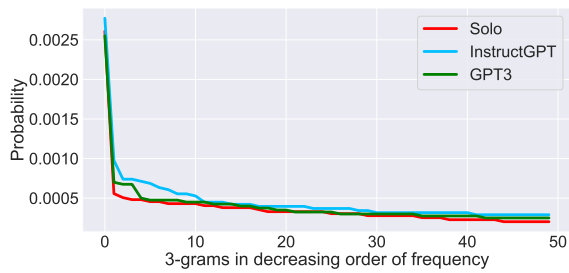
Figure 10: Boxplots of homogenization scores for all three groups (Solo, InstructGPT, GPT3) when comparing essays at the key point level and calculated using (a) Rouge-L and (b) BertScore as measures of similarity. The left-most column (Total) shows essay homogenization scores for all topics and the other columns show essay homogenization scores by topic. Essays written with InstructGPT exhibit higher corpus homogenization by a statistically significant margin (Section 4.2).



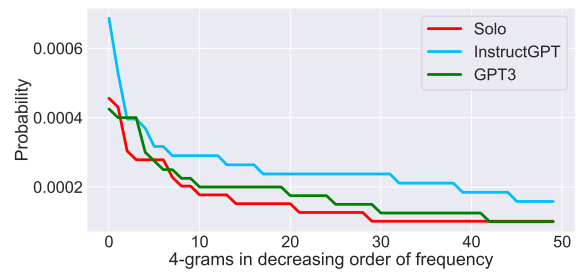
(a) Unigram Distribution



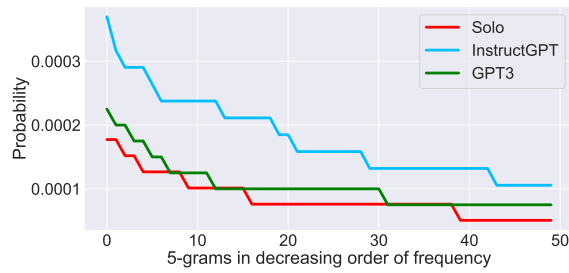
(b) Bigram Distribution



(c) Trigram Distribution



(d) 4-gram Distribution



(e) 5-gram Distribution

Figure 11: Distribution of the top-50 n -grams in the essays from the various setups varying n from 1 to 5. While the lower order n -gram usage patterns are similar across groups, essays written with InstructGPT exhibit higher repetition of common 4-grams and 5-grams.

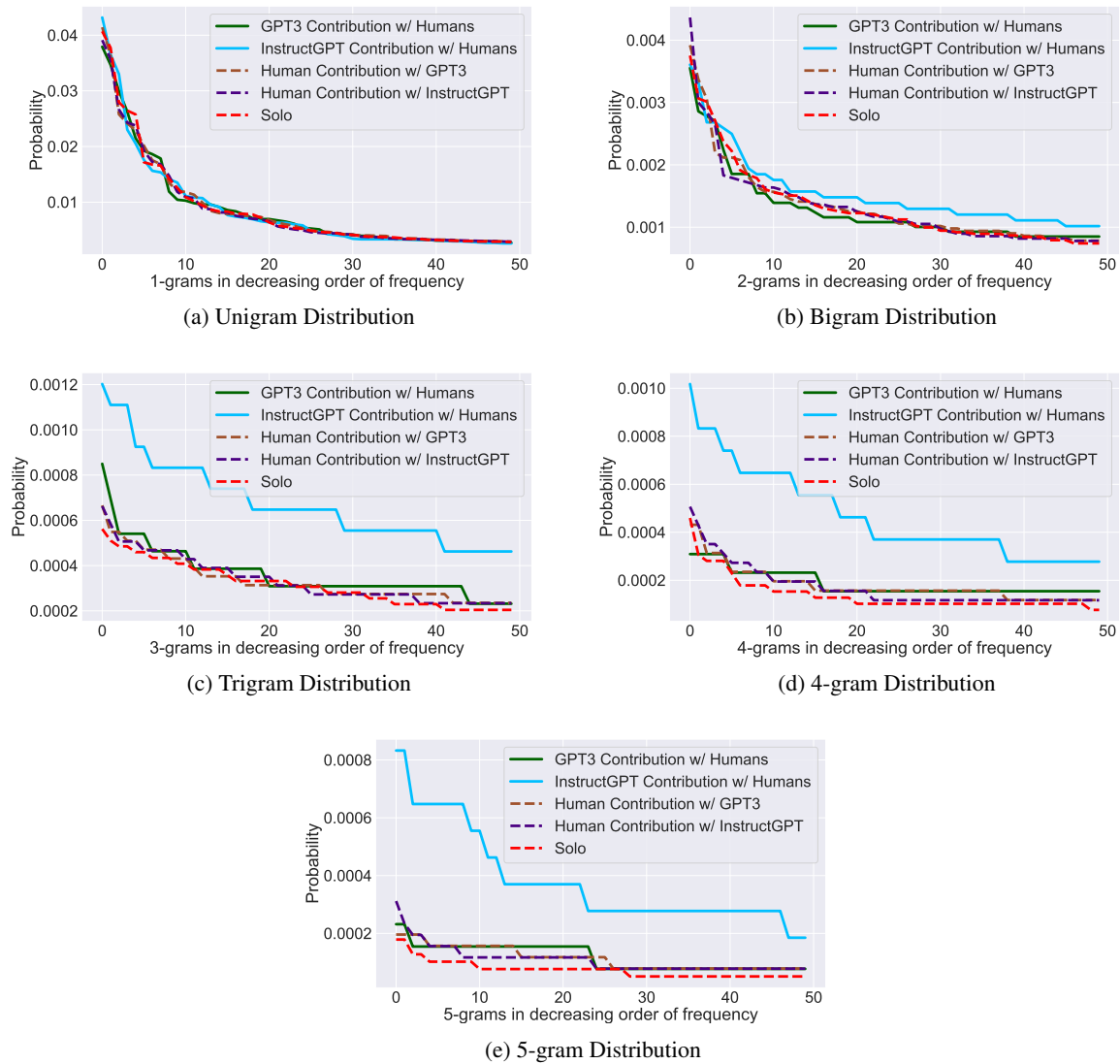


Figure 12: n -gram distribution of tokens introduced by the user and the model during the two co-writing setup with InstructGPT and GPT3 respectively. The distribution of human-written n -grams from Solo essays is also provided as a reference. The distribution of user-written text in all settings is similar to each other regardless of model assistance, whereas InstructGPT contributed text notably has larger probability mass on common 3, 4, and 5-grams. This indicates that the reduced lexical diversity in the InstructGPT group is mainly due to model introduced text.

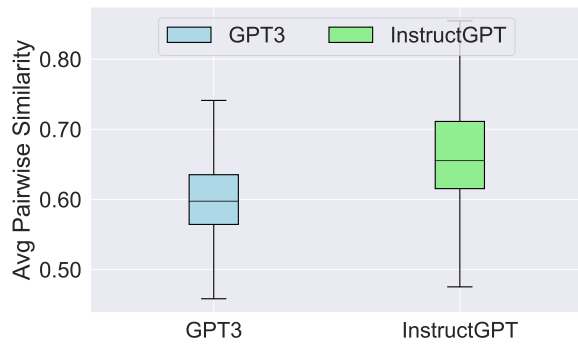


Figure 13: Boxplot of average pairwise similarity of suggestions provided by InstructGPT and GPT3 when calculated using BertScore as a measure of similarity. InstructGPT presents more similar suggestions on average to the user by a statistically significant margin.

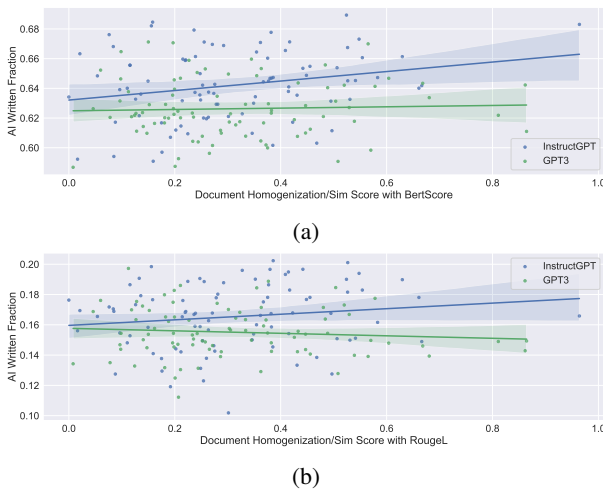


Figure 14

Higher correlation between AI written fraction of the document and homogenization, on InstructGPT than GPT3 To study the relationship between increased model intervention and *homogenization*, we plot the fraction of the essay written by the model as a function of the *document homogenization* with BertScore and Rouge-L in Figure 14. We observe a weak correlation when users write with InstructGPT, particularly in the case of BertScore.