

The three channels of many-body perturbation theory: GW , particle-particle, and electron-hole T -matrix self-energies

Roberto Orlando,^{1,2,3} Pina Romaniello,^{2,3, a)} and Pierre-François Loos^{1, b)}

¹⁾Laboratoire de Chimie et Physique Quantiques, Université de Toulouse, CNRS, UPS, France

²⁾Laboratoire de Physique Théorique, Université de Toulouse, CNRS, UPS, France

³⁾European Theoretical Spectroscopy Facility (ETSF)

We derive the explicit expression of the three self-energies that one encounters in many-body perturbation theory: the well-known GW self-energy, as well as the particle-particle and electron-hole T -matrix self-energies. Each of these can be easily computed via the eigenvalues and eigenvectors of a different random-phase approximation (RPA) linear eigenvalue problem that completely defines their corresponding response function. For illustrative and comparative purposes, we report the principal ionization potentials of a set of small molecules computed at each level of theory. The performance of these schemes on strongly correlated systems (B_2 and C_2) is also discussed.

I. THE STANDARD FORM OF HEDIN'S EQUATIONS

The quasiparticle picture is a central concept in quantum many-body physics and chemistry as it provides a means to understand the behavior of electrons within a material or a molecule.¹⁻⁴ It emerges as an effective mapping from the complex many-body system to a simplified effective one-body system. Within the quasiparticle framework, the effects of collective excitations are incorporated by adding a dynamical correction to an effective one-body operator obtained from a simpler system, such as the non-interacting system. This correction, which contains Hartree (H), exchange (x), and correlation (c) effects, is known as the self-energy and is denoted as Σ . The famous Hedin equations, a self-consistent set of five integrodifferential equations, provide a route to calculate this self-energy.⁵ Their conventional form is

$$\Gamma(123) = \delta(12)\delta(13) + \Xi_{xc}(12; 45)G(46)G(75)\Gamma(673) \quad (1a)$$

$$P(12) = -iG(13)G(41)\Gamma(342) \quad (1b)$$

$$W(12) = v(12) + v(13)P(34)W(42) \quad (1c)$$

$$\Sigma_{xc}(12) = iG(14)W(1^+3)\Gamma(423) \quad (1d)$$

$$G(12) = G_H(12) + G_H(13)\Sigma_{xc}(34)G(42) \quad (1e)$$

where P is the *irreducible* polarizability, W and v are the dynamically screened and bare Coulomb interactions, Γ is the *irreducible* three-point vertex which is completely defined by the four-point exchange-correlation kernel

$$\Xi_{xc}(12; 1'2') = \frac{\delta\Sigma_{xc}(11')}{\delta G(2'2)} \quad (2)$$

In these equations, integrals over repeated indices are assumed, and, for instance, $1 = (\mathbf{r}_1, \sigma_1, t_1)$ is a space-spin-time variable and $1^+ = (\mathbf{r}_1, \sigma_1, t_1 + \delta)$ with $\delta \rightarrow 0^+$. G and G_H are the fully-interacting and Hartree Green's functions,

respectively, and are linked by a Dyson equation, Eq. (1e). The exchange-correlation part of the self-energy is

$$\Sigma_{xc} = \Sigma_x + \Sigma_c = \Sigma - \Sigma_H \quad (3)$$

where the Hartree and exchange components are respectively given by

$$\Sigma_H(12) = -i\delta(12)v(1^+3)G(33^+) \quad (4a)$$

$$\Sigma_x(12) = +iv(1^+2)G(12) \quad (4b)$$

with δ the Dirac delta function.

As shown schematically in Fig. 1, one can easily obtain the GW form of the self-energy from Hedin's equations by neglecting the vertex corrections, i.e., by setting $\Gamma(123) = \delta(12)\delta(13)$ in Eq. (1a), yielding $\Sigma_{xc}(12) = iG(12)W(12)$.⁶⁻⁹ The GW approximation is obtained by additionally setting $\Gamma(123) = \delta(12)\delta(13)$ in the expression of the irreducible polarizability given in Eq. (1b), which reads $P^{eh}(12) = -iG(12)G(21)$. Diagrammatically, the GW equations correspond to a resummation of the direct ring (or bubble) diagrams^{3,10} and its central quantity is the two-point dynamically screened Coulomb interaction $W(12) = v(12) + v(13)P^{eh}(34)W(42)$.

Other types of diagrams can be resummed, such as ladder diagrams.^{3,4} This alternative resummation defines the T -matrix approximation that has the effective four-point interaction $T(12; 1'2')$ as a key object.¹¹⁻¹⁴ The two types of ladder diagrams, electron-hole (eh) and particle-particle (pp), produce two different channels for the T -matrix that one can write down in terms of Dyson equations with a random-phase approximation (RPA)¹⁵⁻¹⁸ polarizability as a kernel. It is however not convenient to derive the T -matrix approximation from the conventional form of Hedin's equations.

II. AN ALTERNATIVE FORM OF HEDIN'S EQUATIONS

Following Romaniello and coworkers¹⁹ (see also Refs. 20 and 21 for an alternative derivation), one can recast Hedin's equations in a more convenient way by considering the Dyson equation that links the non-interacting

^{a)}Electronic mail: pina.romaniello@irsamc.ups-tlse.fr

^{b)}Electronic mail: loos@irsamc.ups-tlse.fr

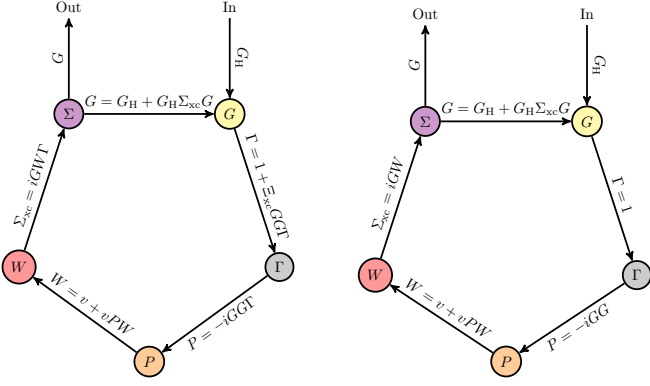


FIG. 1. Left: Hedin's pentagon yielding the exact Green's function G . Right: Hedin's pentagon yielding the GW approximation by setting $\Gamma = 1$ in the expression of P and Σ_{xc} .

two-body correlation function

$$L_0(12; 1'2') = G(12')G(21') \quad (5)$$

to the full two-body correlation function

$$L(12; 1'2') = L_0(12; 1'2') + L_0(14; 1'3)\Xi(35; 46)L(62; 52') \quad (6)$$

with

$$\begin{aligned} \Xi(12; 1'2') &= \frac{\delta\Sigma(11')}{\delta G(2'2)} = \Xi_H(12; 1'2') + \Xi_{xc}(12; 1'2') \\ &= -iV(12; 1'2') + \Xi_{xc}(12; 1'2') \end{aligned} \quad (7)$$

where it is convenient to introduce, at this stage, the four-point version of the bare and dynamically screened Coulomb interactions

$$V(12; 1'2') = \delta(11')\delta(22')v(12) \quad (8a)$$

$$W(12; 1'2') = \delta(12')\delta(1'2)W(12) \quad (8b)$$

Equation (6) is the Bethe-Salpeter equation of the two-body correlation function which completely defines the dynamically screened interaction via

$$W(12; 1'2') = V(12; 2'1') - iV(13; 2'3')L(34; 3'4')V(42; 4'1') \quad (9)$$

The latter equation is the four-point extension of the two-point expression $W(12) = v(12) + v(13)\chi(34)v(42)$, with $\chi(12) = -iL(12; 1^+2^+)$ the response function, which can be obtained from Eq. (1c) through the link $-iL = (1 - vP)^{-1}P$. Together with Eqs (6) and (7), we obtain a more compact form of Hedin's equations (see Fig. 2):

$$\Sigma_c(12) = iG(13)\Xi(35; 26)L(64; 54)v(14) \quad (10a)$$

$$G(12) = G_{Hx}(12) + G_{Hx}(13)\Sigma_c(34)G(42) \quad (10b)$$

A different derivation of the standard and alternative forms of Hedin's equation is presented in Appendix A based on the equation-of-motion formalism.

III. DYSON EQUATIONS

We are now in a position to explain how to obtain the GW and T -matrix expressions of the self-energy building on the work of Romaniello *et al.*¹⁹ (see also Ref. 4). Our goal is to approximate the expression of Σ_c given in Eq. (10a). There are basically two ways of doing this: approximating the kernel Ξ and/or the two-body correlation function L .

First, let us show how to recover the GW form that we have derived in Sec. I. In GW , one assumes a simple local form for the kernel by setting $\Xi = \Xi_H = -iV$ in Eq. (10a). Hence, one gets

$$\Sigma_c(12) = iG(12)v(13)\chi(34)v(42) = iG(12)W_c(12) \quad (11)$$

where $W_c = v\chi v$ is the correlation part of W .

The GW approximation is obtained by setting $\Xi = \Xi_H = -iV$ in the expression of the propagator, which yields, thanks to Eq. (9), the following Dyson equation for the dynamically screened Coulomb interaction

$$W(12; 1'2') = V(12; 2'1') + V(13; 2'3')P^{eh}(34'; 3'4)W(42; 1'4') \quad (12)$$

with

$$P^{eh}(12; 1'2') = -iL_0(12; 1'2') = -iG(12')G(21') \quad (13)$$

the four-point version of the eh-RPA polarizability. Equations (12) and (13) are the key equations of the GW formalism and we will further discuss how to calculate these quantities in Sec. IV.

One can also include internal and/or external vertex corrections by improving the approximation of Ξ in Eqs. (6) and (10a), leading to various more involved and expensive approximations.^{19,21-43}

Let us explore the derivation of the T -matrix self-energy from the alternative form of Hedin's equations. The main idea is to rely on a rough approximation, $L = L_0$ in Eq. (6), for the response of the system but concentrate on a clever approximation of Ξ . In other words, one neglects the screening effects rather than the (external) vertex corrections. To this end, we introduce an effective four-point interaction T , such that

$$\Sigma(12) = iG(43)T(13; 24) \quad (14)$$

where, at this stage, T is an unknown four-point generalized effective interaction that is linked to the kernel through the functional derivative of Σ [see Eq. (7)] as follows

$$\Xi(12; 1'2') = iT(12; 1'2') + iG(34)\frac{\delta T(14; 23)}{\delta G(2'2)} \quad (15)$$

Additionally, we neglect the variation of T with respect to G , i.e., $\delta T/\delta G = 0$, as it is usually done in the Bethe-Salpeter equation formalism,⁴⁴ which yields $\Xi = iT$. Us-

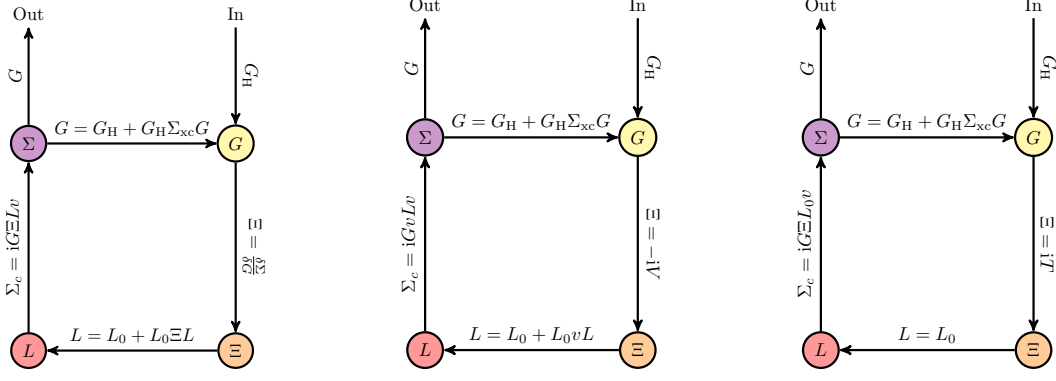


FIG. 2. Left: Hedin’s “square” yielding the exact Green’s function G . Center: Hedin’s square yielding the GW approximation by setting $\Xi = -iV$. Right: Hedin’s square yielding the T -matrix approximation by setting $L = L_0$ and $\Xi = iT$.

ing Eqs. (4a), (4b), and (10a), the self-energy then becomes an integral equation for T :

$$\begin{aligned} \Sigma(12) &= iG(43)T(13; 24) \\ &= \Sigma_{\text{Hx}}(12) - v(16)G(13)G(46)G(65)T(35; 24) \end{aligned} \quad (16)$$

Since $iG(43)T(13; 24)$ cannot be directly inverted to find T , several choices for T yield a suitable form for Σ . More explicitly, by factorizing one of the Green’s functions stemming from L_0 or the other, i.e., $G(46)$ or $G(65)$ in Eq. (16), one generates the two channels of the T -matrix: the particle-particle T -matrix, T^{pp} , or the electron-hole T -matrix, T^{eh} . (By setting $T(35; 24) = -v(35)\delta(32)\delta(54)$ in the right-hand side of Eq. (16) and by factorizing $G(12)$, one would recover the GW form of the self-energy.) More explicitly, they are defined via two distinct Dyson equations that read

$$\begin{aligned} T^{\text{pp}}(12; 1'2') &= -\bar{V}(12; 1'2') \\ &\quad + \frac{1}{4}\bar{V}(12; 34)P^{\text{pp}}(34; 56)T^{\text{pp}}(65; 1'2') \end{aligned} \quad (17a)$$

$$\begin{aligned} T^{\text{eh}}(12; 1'2') &= -\bar{V}(12; 1'2') \\ &\quad - V(12'; 34)\bar{P}^{\text{eh}}(36; 45)T^{\text{eh}}(52; 1'6) \end{aligned} \quad (17b)$$

where

$$\bar{V}(12; 1'2') = V(12; 1'2') - V(12; 2'1') \quad (18)$$

is the four-point antisymmetrized Coulomb operator, and

$$P^{\text{pp}}(12; 1'2') = +i[G(11')G(22') - G(12')G(21')] \quad (19a)$$

$$\bar{P}^{\text{eh}}(12; 1'2') = -iG(12')G(21') \quad (19b)$$

are the pp-RPA⁴⁵ and an eh-RPA-like polarizabilities, respectively. At this stage, the two eh-RPA polarizabilities reported in Eqs. (13) and (19b) have the same expression.

However, as we shall see later on, they will enter W and T^{eh} with different spin structures. Note that Eq. (17a) is a symmetrized version of the standard Dyson equation for T^{pp} given, for example, in Ref. 19. It is obtained by exploiting the symmetry of the Bethe-Goldstone equation for G_2 with respect to the exchange of the two particles. In other words, the four terms that arise from $\bar{V}P^{\text{pp}}$ on the right-hand side of Eq. (17a) are topologically equivalent, which justifies the prefactor 1/4.

One can show that P^{pp} and P^{eh} have the same spin structure, but different time structures, while P^{eh} and \bar{P}^{eh} have the same time structure, but different spin structures (see Fig. 3).^{4,19} Equations (17a), (17b), (19a), and (19b) are the key equations of the T -matrix formalism, and we shall discuss in Sec. IV how to explicitly compute their respective response functions and self-energies.

IV. RESPONSE FUNCTIONS

As derived in Sec. III, the dynamically screened Coulomb interaction W , Eq. (12), and the pp and eh T -matrices, Eqs. (17a) and (17b), are given in terms of Dyson equations, with a RPA polarizability P as kernel [see Eqs. (13), (19a), and (19b)]. However, they can be alternatively expressed in terms of a corresponding RPA response function χ . This provides a formulation for the self-energy in terms of the eigenvalues and eigenvectors of the RPA matrix. This expression is textbook knowledge for W and it has been recently derived for T^{pp} .^{46–50} However, to the best of our knowledge, it is unknown for T^{eh} . In the following, we provide such an expression through a derivation that puts the three approximations on an equal footing. Details regarding the derivation of T^{eh} are provided in the [supplementary material](#).

Let us explain the procedure symbolically by considering generic quantities. We start by writing a general effective interaction Θ as a function of the irreducible polarizability via a Dyson equation, i.e.,

$$\Theta = \tilde{V} + \tilde{V}'P\Theta \quad (20)$$

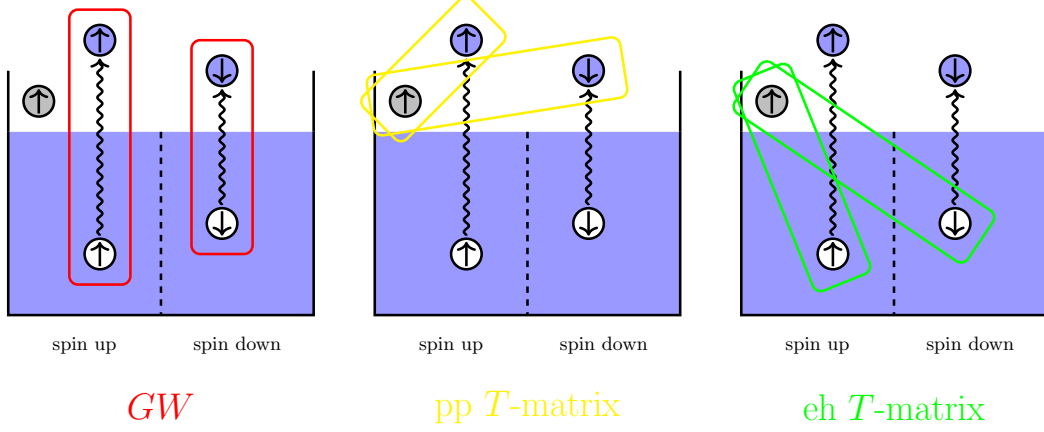


FIG. 3. Schematic view of an electron attachment in the case of a closed-shell many-body system. The spin-up electron added to the system (gray) creates electron-hole pairs (wavy lines) in the spin-up and spin-down channels. The three different correlation channels that correspond to three-particle propagations are represented. Left: At the GW level (red), the effective interaction is created by the propagation of the electron-hole pairs. Center: At the pp T -matrix level (yellow), the effective interaction is created by the propagation of the added electron and the spin-up or spin-down excited electron. Right: At the eh T -matrix level (green), the effective interaction is created by the propagation of the added electron and the spin-up or spin-down hole.

where \tilde{V} and \tilde{V}' can be equal to $\pm V$ or $\pm \bar{V}$, and $P = P^{\text{eh}}$, P^{pp} , or \bar{P}^{eh} . From Eq. (20), one easily gets

$$\Theta = \epsilon^{-1} \tilde{V} \quad (21)$$

where $\epsilon = 1 - \tilde{V}'P$ is a generalized dielectric function. Substituting the expression of Θ in the right-hand side of Eq. (20) by its expression given in Eq. (21), we obtain the expression of the effective interaction as a function of the response function, that is,

$$\Theta = \tilde{V} + \tilde{V}'\chi\tilde{V} \quad (22)$$

where $\chi = P\epsilon^{-1}$, from which

$$\chi^{-1} = P^{-1} - \tilde{V}' \quad (23)$$

This is the key equation to compute the RPA response function χ for the three channels. In practice, the inversion of χ^{-1} is performed by investigating the eigensystem of its matrix representation. This is the aim of Sec. V.

V. SELF-ENERGIES

Throughout this paper, we assume real spinorbitals $\{\varphi_p(\mathbf{x})\}$, where the composite variable $\mathbf{x} = (\mathbf{r}, \sigma)$ gathers space and spin variables. The indices i, j, k , and l are occupied (hole) orbitals; a, b, c , and d are unoccupied (particle) orbitals; p, q, r , and s indicate arbitrary orbitals; and m and n label single excitations/deexcitations and double electron attachments/detachments, respectively. The one-electron energies, $\{\epsilon_p\}$, are quasiparticle energies and

$$v_{pqrs} = \iint \frac{\varphi_p(\mathbf{x}_1)\varphi_q(\mathbf{x}_2)\varphi_r(\mathbf{x}_1)\varphi_s(\mathbf{x}_2)}{|\mathbf{r}_1 - \mathbf{r}_2|} d\mathbf{x}_1 d\mathbf{x}_2 \quad (24)$$

are the usual bare two-electron integrals in the spinorbital basis. For any two-electron operator \mathcal{O} , we follow the same convention for its projection in the spinorbital basis, i.e.,

$$\mathcal{O}_{pqrs} = \iint \varphi_p(\mathbf{x}_1)\varphi_q(\mathbf{x}_2)\mathcal{O}(\mathbf{x}_1, \mathbf{x}_2)\varphi_r(\mathbf{x}_1)\varphi_s(\mathbf{x}_2)d\mathbf{x}_1 d\mathbf{x}_2 \quad (25)$$

A. GW self-energy

As stated previously, the eh polarizability P^{eh} defined in Eq. (13) used to compute W within the GW approximation [see Eq. (12)] is the usual eh -RPA polarizability where one performs a resummation of all direct ring diagrams. The corresponding response function χ^{eh} is constructed via the eigenvalues and eigenvectors of the eh -RPA linear system defined in the basis of excitations ($i \rightarrow a$) and deexcitations ($a \rightarrow i$) as follows:

$$\begin{pmatrix} \mathbf{A}^{\text{eh}} & \mathbf{B}^{\text{eh}} \\ -\mathbf{B}^{\text{eh}} & -\mathbf{A}^{\text{eh}} \end{pmatrix} \begin{pmatrix} \mathbf{X}^{\text{eh}} & \mathbf{Y}^{\text{eh}} \\ \mathbf{Y}^{\text{eh}} & \mathbf{X}^{\text{eh}} \end{pmatrix} = \begin{pmatrix} \mathbf{X}^{\text{eh}} & \mathbf{Y}^{\text{eh}} \\ \mathbf{Y}^{\text{eh}} & \mathbf{X}^{\text{eh}} \end{pmatrix} \begin{pmatrix} \boldsymbol{\Omega}^{\text{eh}} & \mathbf{0} \\ \mathbf{0} & -\boldsymbol{\Omega}^{\text{eh}} \end{pmatrix} \quad (26)$$

where the diagonal matrix $\boldsymbol{\Omega}^{\text{eh}}$ gathers the positive eigenvalues and the normalization condition is

$$\begin{pmatrix} \mathbf{X}^{\text{eh}} & \mathbf{Y}^{\text{eh}} \\ \mathbf{Y}^{\text{eh}} & \mathbf{X}^{\text{eh}} \end{pmatrix}^\top \begin{pmatrix} \mathbf{X}^{\text{eh}} & \mathbf{Y}^{\text{eh}} \\ -\mathbf{Y}^{\text{eh}} & -\mathbf{X}^{\text{eh}} \end{pmatrix} = \begin{pmatrix} \mathbf{1} & \mathbf{0} \\ \mathbf{0} & -\mathbf{1} \end{pmatrix} \quad (27)$$

The matrix elements of the (anti)resonant block \mathbf{A}^{eh} and the coupling block \mathbf{B}^{eh} read

$$A_{ia,jb}^{\text{eh}} = (\epsilon_a - \epsilon_i)\delta_{ij}\delta_{ab} + v_{ibaj} \quad (28a)$$

$$B_{ia,jb}^{\text{eh}} = v_{ijab} \quad (28b)$$

Note that, in Eqs. (28a) and (28b), only the direct Coulomb terms, v_{ibaj} and v_{ijab} , are present. Hence, the RPA eigenvalue problem (26) is often referred to as *direct* RPA (dRPA) in contrast to RPA with exchange (RPAX) where the corresponding exchange terms, $-v_{ibja}$ and $-v_{ijba}$, are also included.⁵¹

Using these quantities, one can compute the elements of the dynamically screened Coulomb interaction as

$$W_{pqrs}(\omega) = v_{pqrs} + \sum_m \left[\frac{M_{pr,m}^{\text{eh}} M_{qs,m}^{\text{eh}}}{\omega - \Omega_m^{\text{eh}} + i\eta} - \frac{M_{pr,m}^{\text{eh}} M_{qs,m}^{\text{eh}}}{\omega + \Omega_m^{\text{eh}} - i\eta} \right] \quad (29)$$

where the screened two-electron integrals (or transition densities) read

$$M_{pq,m}^{\text{eh}} = \sum_{jb} v_{pjqb} (X_{jb,m}^{\text{eh}} + Y_{jb,m}^{\text{eh}}) \quad (30)$$

and η is a positive infinitesimal. Performing the final convolution of the Green's function and the dynamically screened interaction, the elements of the correlation part of the GW self-energy are found to be

$$\Sigma_{c,pq}^{\text{eh}}(\omega) = \sum_{im} \frac{M_{pi,m}^{\text{eh}} M_{qi,m}^{\text{eh}}}{\omega - \epsilon_i + \Omega_m^{\text{eh}} - i\eta} + \sum_{am} \frac{M_{pa,m}^{\text{eh}} M_{qa,m}^{\text{eh}}}{\omega - \epsilon_a - \Omega_m^{\text{eh}} + i\eta} \quad (31)$$

In the popular one-shot scheme, known as G_0W_0 in the case of the GW approximation,^{52–58} one often considers the diagonal part of the self-energy and performs a single iteration of Hedin's equations. Considering a Hartree-Fock (HF) starting point, the quasiparticle energies are thus obtained by solving the non-linear quasiparticle equation for each orbital p :

$$\omega - \epsilon_p^{\text{HF}} - \text{Re}[\Sigma_{c,pp}^{\text{eh}}(\omega)] = 0 \quad (32)$$

It is also practically convenient to compute the renormalization factor Z_p^{eh} that gives the spectral weight of the corresponding quasiparticle solution ϵ_p :

$$(Z_p^{\text{eh}})^{-1} = 1 - \left. \frac{\partial \text{Re}[\Sigma_{c,pp}^{\text{eh}}(\omega)]}{\partial \omega} \right|_{\omega=\epsilon_p} \quad (33)$$

which can easily be shown to be strictly restricted between 0 and 1 in the case of GW . When the so-called quasiparticle approximation holds, the weight of the quasiparticle equation is close to unity, while the remaining weight is distributed among the satellite (or shake-up) transitions.

B. Particle-particle T -matrix self-energy

The pp response function, χ^{pp} , is built using the eigenvalues and eigenvectors of the pp-RPA problem, a non-Hermitian eigenvalue problem expressed in the basis of

double electron attachments (ee) and double electron detachments (hh):^{45,59,60}

$$\begin{pmatrix} \mathbf{A}^{\text{ee}} & \mathbf{B}^{\text{ee,hh}} \\ -(\mathbf{B}^{\text{ee,hh}})^\top & -\mathbf{C}^{\text{hh}} \end{pmatrix} \begin{pmatrix} \mathbf{X}^{\text{ee}} & \mathbf{Y}^{\text{hh}} \\ \mathbf{Y}^{\text{ee}} & \mathbf{X}^{\text{hh}} \end{pmatrix} = \begin{pmatrix} \mathbf{X}^{\text{ee}} & \mathbf{Y}^{\text{hh}} \\ \mathbf{Y}^{\text{ee}} & \mathbf{X}^{\text{hh}} \end{pmatrix} \begin{pmatrix} \mathbf{\Omega}^{\text{ee}} & \mathbf{0} \\ \mathbf{0} & \mathbf{\Omega}^{\text{hh}} \end{pmatrix} \quad (34)$$

where the diagonal matrices $\mathbf{\Omega}^{\text{ee}}$ and $\mathbf{\Omega}^{\text{hh}}$ collect the double electron attachment and double electron removal energies, and the normalization condition is

$$\begin{pmatrix} \mathbf{X}^{\text{ee}} & \mathbf{Y}^{\text{hh}} \\ \mathbf{Y}^{\text{ee}} & \mathbf{X}^{\text{hh}} \end{pmatrix}^\top \begin{pmatrix} \mathbf{X}^{\text{ee}} & \mathbf{Y}^{\text{hh}} \\ -\mathbf{Y}^{\text{ee}} & -\mathbf{X}^{\text{hh}} \end{pmatrix} = \begin{pmatrix} \mathbf{1} & \mathbf{0} \\ \mathbf{0} & -\mathbf{1} \end{pmatrix} \quad (35)$$

The matrix elements of the different blocks are

$$A_{ab,cd}^{\text{ee}} = (\epsilon_a + \epsilon_b)\delta_{ac}\delta_{bd} + \bar{v}_{abcd} \quad (36a)$$

$$B_{ab,ij}^{\text{ee,hh}} = \bar{v}_{abij} \quad (36b)$$

$$C_{ij,kl}^{\text{hh}} = -(\epsilon_i + \epsilon_j)\delta_{ik}\delta_{jl} + \bar{v}_{ijkl} \quad (36c)$$

where $\bar{v}_{pqrs} = v_{pqrs} - v_{pqsr}$ are the antisymmetrized two-electron integrals.

As first derived by Zhang *et al.*, the elements of the pp T -matrix are⁴⁸

$$T_{pqrs}^{\text{pp}}(\omega) = \bar{v}_{pqrs} + \sum_n \left[\frac{M_{pq,n}^{\text{ee}} M_{rs,n}^{\text{ee}}}{\omega - \Omega_n^{\text{ee}} + i\eta} - \frac{M_{pq,n}^{\text{hh}} M_{rs,n}^{\text{hh}}}{\omega + \Omega_n^{\text{hh}} - i\eta} \right] \quad (37)$$

where

$$M_{pq,n}^{\text{ee}} = \sum_{c<d} \bar{v}_{pqcd} X_{cd,n}^{\text{ee}} + \sum_{k<l} \bar{v}_{pqkl} Y_{kl,n}^{\text{ee}} \quad (38a)$$

$$M_{pq,n}^{\text{hh}} = \sum_{c<d} \bar{v}_{pqcd} X_{cd,n}^{\text{hh}} + \sum_{k<l} \bar{v}_{pqkl} Y_{kl,n}^{\text{hh}} \quad (38b)$$

while the corresponding self-energy elements read

$$\Sigma_{c,pq}^{\text{pp}}(\omega) = \sum_{in} \frac{M_{pi,n}^{\text{ee}} M_{qi,n}^{\text{ee}}}{\omega + \epsilon_i - \Omega_n^{\text{ee}} + i\eta} + \sum_{an} \frac{M_{pa,n}^{\text{hh}} M_{qa,n}^{\text{hh}}}{\omega + \epsilon_a - \Omega_n^{\text{hh}} - i\eta} \quad (39)$$

with the renormalization factor fulfilling $0 \leq Z_p^{\text{pp}} \leq 1$. As in Sec. V A, one denotes the one-shot scheme as $G_0T_0^{\text{pp}}$.

C. Electron-hole T -matrix self-energy

The eh response function, $\bar{\chi}^{\text{eh}}$, is obtained from a distinct RPA problem that is very similar to the usual eh-RPA problem discussed above [see Eq. (26)]. However, one has to consider index exchanges between the two coupled single (de)excitations (see Fig. 3). More explicitly, it reads

$$\begin{pmatrix} \bar{\mathbf{A}}^{\text{eh}} & \bar{\mathbf{B}}^{\text{eh}} \\ -\bar{\mathbf{B}}^{\text{eh}} & -\bar{\mathbf{A}}^{\text{eh}} \end{pmatrix} \begin{pmatrix} \bar{\mathbf{X}}^{\text{eh}} & \bar{\mathbf{Y}}^{\text{eh}} \\ \bar{\mathbf{Y}}^{\text{eh}} & \bar{\mathbf{X}}^{\text{eh}} \end{pmatrix} = \begin{pmatrix} \bar{\mathbf{X}}^{\text{eh}} & \bar{\mathbf{Y}}^{\text{eh}} \\ \bar{\mathbf{Y}}^{\text{eh}} & \bar{\mathbf{X}}^{\text{eh}} \end{pmatrix} \begin{pmatrix} \bar{\mathbf{\Omega}}^{\text{eh}} & \mathbf{0} \\ \mathbf{0} & -\bar{\mathbf{\Omega}}^{\text{eh}} \end{pmatrix} \quad (40)$$

with a similar normalization condition as in Eq. (27), and where

$$\bar{A}_{ia,jb}^{\text{eh}} = (\epsilon_a - \epsilon_i)\delta_{ij}\delta_{ab} - v_{ibja} \quad (41a)$$

$$\bar{B}_{ia,jb}^{\text{eh}} = -v_{ijba} \quad (41b)$$

One would notice that it is exactly the ‘‘exchange’’ version of the usual eh-RPA problem defined in Eq. (26). After a careful derivation (see the [supplementary material](#)), one eventually ends up with the following expression for the elements of the eh T -matrix

$$T_{pqrs}^{\text{eh}}(\omega) = \bar{v}_{pqrs} - \sum_m \left[\frac{L_{ps,m}^{\text{eh}} R_{rq,m}^{\text{eh}}}{\omega - \bar{\Omega}_m^{\text{eh}} + i\eta} - \frac{L_{sp,m}^{\text{eh}} R_{qr,m}^{\text{eh}}}{\omega + \bar{\Omega}_m^{\text{eh}} - i\eta} \right] \quad (42)$$

which has the peculiarity of having numerators composed of two different sets of transition densities:

$$L_{pq,m}^{\text{eh}} = \sum_{jb} \left(v_{pjbq} \bar{X}_{jb,m}^{\text{eh}} + v_{pbjq} \bar{Y}_{jb,m}^{\text{eh}} \right) \quad (43a)$$

$$R_{pq,m}^{\text{eh}} = \sum_{jb} \left(\bar{v}_{pjbq} \bar{X}_{jb,m}^{\text{eh}} + \bar{v}_{pbjq} \bar{Y}_{jb,m}^{\text{eh}} \right) \quad (43b)$$

which are not symmetric with the exchange of the indices p and q . The resulting elements of the correlation part of the eh T -matrix self-energy are

$$\bar{\Sigma}_{c,pq}^{\text{eh}}(\omega) = \sum_{im} \frac{L_{ip,m}^{\text{eh}} R_{iq,m}^{\text{eh}}}{\omega - \epsilon_i + \bar{\Omega}_m^{\text{eh}} - i\eta} + \sum_{am} \frac{L_{pa,m}^{\text{eh}} R_{qa,m}^{\text{eh}}}{\omega - \epsilon_a - \bar{\Omega}_m^{\text{eh}} + i\eta} \quad (44)$$

Equation (44) is the central result of the present manuscript. The spin-adapted expression of the eh T -matrix self-energy is given in Appendix B. We denote the corresponding one-shot scheme as $G_0T_0^{\text{eh}}$.

The renormalization factor associated with the eh T -matrix self-energy is expressed as follows:

$$\bar{Z}_p^{\text{eh}} = \frac{1}{1 - \left. \frac{\partial \text{Re}[\bar{\Sigma}_{c,pp}^{\text{eh}}(\omega)]}{\partial \omega} \right|_{\omega=\epsilon_p}} \quad (45)$$

It is important to note that, unlike in GW and pp T -matrix, \bar{Z}_p^{eh} is not confined within the interval of 0 to 1, and its values can extend beyond this range, including values below 0 and above 1. Indeed, while the values of the self-energy derivate are always positive for GW and GT^{pp} , negative values can be reached in the GT^{eh} formalism. This can be traced back to the eigenvectors of the eh-RPA-like matrix. Notably, in the work by Muller *et al.*,⁶¹ it is mentioned that the spectral function of the eh T -matrix can assume negative values as observed in cases like iron. This phenomenon, linked to the violation of causality, directly arises due to the absence of certain self-energy diagrams. It is acknowledged that these extreme renormalization effects should be regarded as unphysical.

In the context of solids, the eh T -matrix approximation is often used to study electron-magnon scattering

processes in ferromagnetic systems.^{61–64} However, to the best of our knowledge, calculations of quasiparticle energies in realistic molecular systems within the eh T -matrix approximation have never been reported in the literature

VI. RESULTS AND DISCUSSION

In this study, we exclusively employ the restricted formalism due to all investigated systems possessing a closed-shell singlet ground state. Our calculations are initiated from Hartree-Fock (HF) orbitals and energies. We focus on a set composed by charged excitations where we specifically consider principal ionization potentials (IPs). This set consists of 20 atoms and molecules, known as the $GW20$ set, which is part of the $GW100$ test set⁶⁵ and has been previously explored in Refs. 35, 66, and 67. The geometries for the $GW20$ set are extracted from Ref. 65.

Using the def2-TZVPP basis, we employ the three one-shot schemes discussed in the present paper to compute the IPs: G_0W_0 , $G_0T_0^{\text{pp}}$, and $G_0T_0^{\text{eh}}$. These three many-body formalisms have been implemented in QUACK, an open-source software for emerging quantum electronic structure methods, which source code is available at <https://github.com/pfloos/QuAcK>. For each scheme, we compute the quasiparticle energies as explained in Sec. VA using Newton’s method. As reference data, we rely on the IPs computed (in the same basis) via energy difference between the cation and the neutral species using coupled cluster singles and doubles with perturbative triples [$\Delta\text{CCSD(T)}$].⁶⁸ Throughout our calculations, we set the positive infinitesimal η to zero.

The principal IPs of the $GW20$ test are reported in Table I and the error with respect to the $\Delta\text{CCSD(T)}$ reference values are represented in Fig. 4. As previously reported in the literature,⁶⁷ G_0W_0 and $G_0T_0^{\text{pp}}$ have very similar mean absolute errors (MAEs) for this set of small systems (0.26 eV *vs* 0.26 eV), while their respective mean signed errors (MSEs) are almost exactly opposite (0.22 eV *vs* -0.17 eV). The $G_0T_0^{\text{eh}}$ scheme has much larger MAE (1.59 eV) and MSE (-0.45 eV). Figure 4 clearly shows that large errors are observed for some systems, like Ne, HF, LiF, BeO, BF, and F₂. Moreover, even at equilibrium geometry, triplet instabilities are encountered for several systems (Li₂, BN, and F₂). This forced us to compute T^{eh} within the Tamm-Dancoff approximation which consists in setting $\bar{\mathbf{B}} = \mathbf{0}$ in Eq. (40). From these results, it is clear that the performances of $G_0T_0^{\text{eh}}$ are clearly inferior to those of G_0W_0 and $G_0T_0^{\text{pp}}$. This explains the development of the screened version of the eh T -matrix in solid-state calculations.^{19,69–75} Qualitatively at least, the poor performance of $G_0T_0^{\text{eh}}$ can be explained by the fact that T^{eh} is constructed with the eigenvectors and eigenvalues associated with the triplet states of the system computed at the RPAx level [see Eq. (40) and the discussion below it] starting from a singlet HF ground-state reference. It is well known that this usually leads to poorly described triplet states and, often, triplet

TABLE I. Principal IPs (in eV) of the $GW20$ set computed at various levels of theory using the def2-TZVPP basis. The corresponding renormalization factor is reported in parenthesis. The mean absolute error (MAE), mean signed error (MSE), root-mean-square error (RMSE), and maximum error (Max) with respect to the reference $\Delta\text{CCSD(T)}$ values are reported.

Mol.	G_0W_0	$G_0T_0^{\text{PP}}$	$G_0T_0^{\text{eh}}$	$\Delta\text{CCSD(T)}$
He	24.60(0.96)	24.75(0.99)	24.26(0.91)	24.51
Ne	21.35(0.95)	21.02(0.96)	18.69(0.83)	21.32
H ₂	16.48(0.95)	16.26(0.99)	17.26(0.86)	16.40
Li ₂	5.29(0.92)	5.04(0.98)	4.76(0.61) ^a	5.27
LiH	8.15(0.92)	8.14(0.98)	7.35(0.46)	7.96
HF	16.17(0.94)	15.65(0.95)	13.23(0.76)	16.03
Ar	15.73(0.95)	15.52(0.97)	16.03(0.83)	15.54
H ₂ O	12.82(0.94)	12.28(0.95)	10.48(0.73)	12.56
LiF	11.31(0.92)	10.88(0.94)	7.98(0.69)	11.32
HCl	12.77(0.95)	12.50(0.96)	13.21(0.79)	12.59
BeO	9.76(0.91)	9.20(0.93)	7.94(0.33)	9.94
CO	15.00(0.93)	14.44(0.95)	15.42(0.24)	14.21
N ₂	16.30(0.93)	15.69(0.94)	14.72(0.69)	15.57
CH ₄	14.74(0.94)	14.27(0.96)	14.46(0.79)	14.37
BH ₃	13.64(0.94)	13.30(0.97)	13.87(0.81)	13.28
NH ₃	11.14(0.94)	10.64(0.95)	9.87(0.73)	10.68
BF	11.26(0.94)	10.91(0.98)	16.18(0.65)	11.09
BN	11.69(0.92)	11.11(0.94)	13.29(0.14) ^a	11.89
SH ₂	10.48(0.94)	10.17(0.96)	11.28(0.76)	10.31
F ₂	16.27(0.93)	15.36(0.93)	11.19(0.71) ^a	15.71
MAE	0.26	0.25	1.59	
MSE	0.22	-0.17	-0.45	
RMSE	0.34	0.32	2.11	
Max	0.79	0.78	5.09	

^a Calculation of T^{eh} performed in the Tamm-Dancoff approximation due to triplet instabilities.

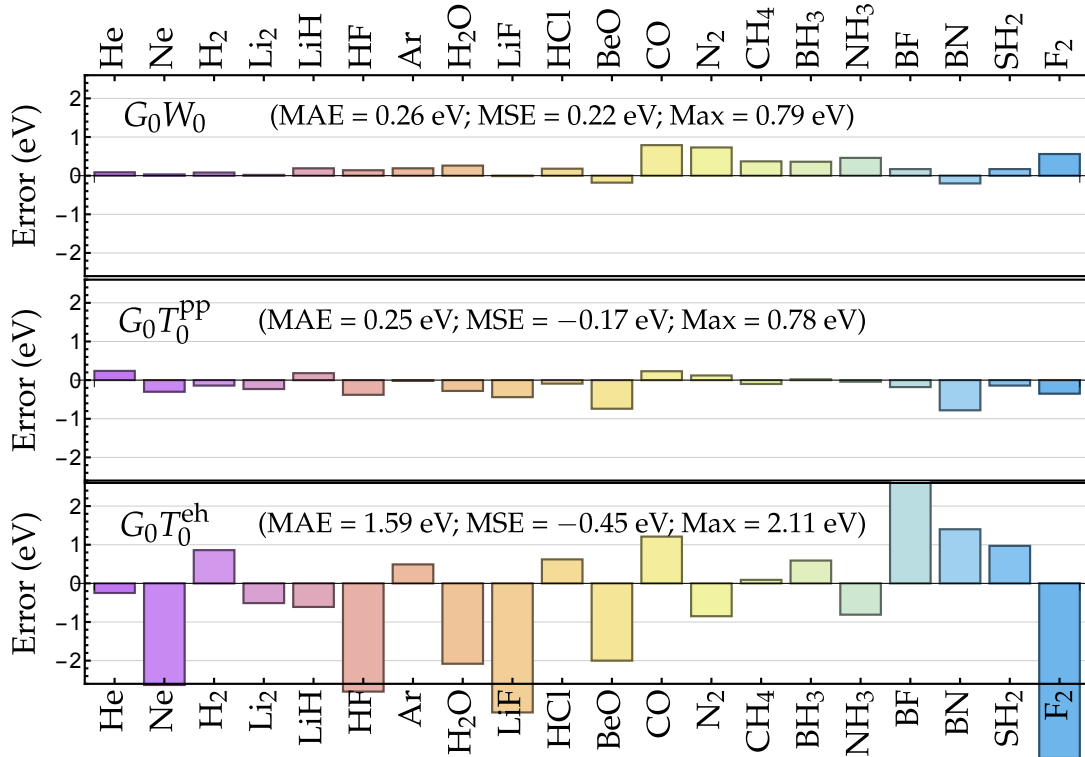


FIG. 4. Error (in eV) with respect to $\Delta\text{CCSD(T)}$ in the principal IPs of the $GW20$ set computed at the G_0W_0 , $G_0T_0^{\text{PP}}$, and $G_0T_0^{\text{eh}}$ levels with the def2-TZVPP basis. Raw data can be found in Table I.

instabilities⁷⁶ (see Appendix B).

In Fig. 5, we plot the variation of the G_0W_0 (top), $G_0T_0^{\text{pp}}$ (middle), and $G_0T_0^{\text{eh}}$ (bottom) self-energies associated with the highest-occupied molecular orbital (HOMO) as functions of ω for two systems with weakly correlated N -electron ground state, namely, Ar and BeO. The solutions of the quasiparticle equation are given by the intersection of the blue and red curves. At the G_0W_0 and $G_0T_0^{\text{pp}}$ levels, the two systems exhibit similar behavior with well-defined quasiparticle solutions with respective weights of 0.95 (0.98) and 0.97 (0.93) for Ar (BeO), as reported in Table I. This is graphically evidenced by the small values of the self-energy derivative in the central region of the graphs. At the $G_0T_0^{\text{eh}}$ level, it is clear that the variations of the self-energy are more pronounced. Contrary to G_0W_0 and $G_0T_0^{\text{pp}}$, the $G_0T_0^{\text{eh}}$ self-energy derivative can take positive values, as mentioned in Sec. VC. For Ar, the quasiparticle solution has a weight of 0.83 and the behavior of the $G_0T_0^{\text{eh}}$ self-energy is quite standard. The case of BeO is more interesting though as the solution around -8 eV reached from the HF starting value using Newton’s method has a small weight (0.33) and cannot really be classified as a quasiparticle solution. Another solution with a similar weight can be located around -22 eV. This example represents a clear breakdown of the quasiparticle approximation.

This distribution of spectral weight amongst several solutions can be analyzed in more detail by looking at the spectral function associated with each orbital p , which, as readily seen from the following equation, is related to the imaginary part of the one-body Green’s function:

$$A_p(\omega) = \frac{1}{\pi} |\text{Im} G_{pp}(\omega)| \quad (46)$$

$$= \frac{\eta/\pi}{[\omega - \epsilon_p^{\text{HF}} - \Sigma_{c,pp}(\omega)]^2 + \eta^2}$$

The spectral function associated with the HOMO of BeO computed at the three levels of theory is depicted in Fig. 6. While there is a well-defined quasiparticle peak with G_0W_0 and $G_0T_0^{\text{pp}}$, it is clear that there are two main solutions for $G_0T_0^{\text{eh}}$ surrounded by a large number of satellite peaks.

Next, we consider more strongly correlated systems, namely, B₂ and C₂,^{77–82} at their respective experimental equilibrium geometry: $R_{\text{B-B}} = 1.5900 \text{ \AA}$ and $R_{\text{C-C}} = 1.2425 \text{ \AA}$.⁸³ Based on full configuration interaction (FCI) calculations, performed with QUANTUM PACKAGE,⁸⁴ both the neutral and charged species (cation and anion) have strong multireference characters with several determinants contributing to their respective ground-state wave functions. In the case of B₂, the FCI calculations show that the weight of the HF determinant is only 0.36 with another doubly-excited determinant of weight 0.33. Likewise, in the carbon dimer, the weight of the HF determinant is 0.69 with another doubly-excited determinant of weight 0.1. The cationic and anionic states of these systems are also of multireference character, although not as much as B₂.

TABLE II. Principal IP (in eV) for B₂ and C₂ computed at the G_0W_0 , $G_0T_0^{\text{pp}}$, $G_0T_0^{\text{eh}}$, and FCI levels of theory with the def2-TZVPP basis. The corresponding renormalization factor is reported in parenthesis.

Mol.	G_0W_0	$G_0T_0^{\text{pp}}$	$G_0T_0^{\text{eh}^a}$	FCI
B ₂	9.06(0.93)	8.69(0.96)	8.91(0.75)	8.97
C ₂	12.92(0.93)	12.63(0.95)	13.01(0.76)	12.45

^a Calculation of T^{eh} performed in the Tamm-Dancoff approximation due to triplet instabilities.

The values of the principal IP computed at the G_0W_0 , $G_0T_0^{\text{pp}}$, and $G_0T_0^{\text{eh}}$ levels of theory with the def2-TZVPP basis are reported in Table II for these two strongly correlated systems. The FCI values are also reported for comparison purposes. Note that, here again, we rely on a restricted HF starting point. It is worth noting that, because of triplet instabilities, the calculations of T^{eh} are performed in the Tamm-Dancoff approximation.

For the boron dimer, the IP calculated at the $G_0T_0^{\text{eh}}$ level is remarkably close at 8.91 eV, deviating by only 0.06 eV from the FCI value of 8.97 eV. In this case, G_0W_0 (at 9.06 eV) and $G_0T_0^{\text{pp}}$ (at 8.69 eV) are also in proximity to the FCI result. The situation takes a somewhat different turn for C₂, where $G_0T_0^{\text{pp}}$ (at 12.63 eV) closely approximates the FCI value of 12.45 eV, while G_0W_0 (at 12.92 eV) and $G_0T_0^{\text{eh}}$ (at 12.63 eV) exhibit slightly larger deviations, on the order of half an eV. As for the systems composing the GW20 set (see above), the spectral weight of the quasiparticle solution computed at the $G_0T_0^{\text{eh}}$ level is usually significantly lower than the values obtained from G_0W_0 and $G_0T_0^{\text{pp}}$.

VII. CONCLUDING REMARKS

This manuscript presents a comprehensive derivation and implementation of the explicit expressions for the three self-energies intrinsic to many-body perturbation theory: the well-established GW self-energy, along with the pp and eh T -matrix self-energies. To evaluate the efficacy of these approaches, we assess their performances on molecular systems. Specifically, we compute the principal IPs across a collection of 20 small molecules.

The outcomes of our computations distinctly indicate that the eh T -matrix formalism falls short when compared to the other two approaches. The subset of diagrams composed by the eh ladder diagrams is thus less relevant than the two other subsets (direct rings and pp ladders) in the present context. This observation paves the way for an investigation into the screened version of the eh T -matrix, which has demonstrated successes in diverse systems, such as ferromagnetic periodic structures, as reported in prior studies.^{61–64} Another avenue for further exploration involves the combination of these three correlation channels, akin to “fluctuation exchange” (FLEX),^{85–88} the Baym-Kadanoff approximation,^{11,12} parquet theory,^{89,90} and

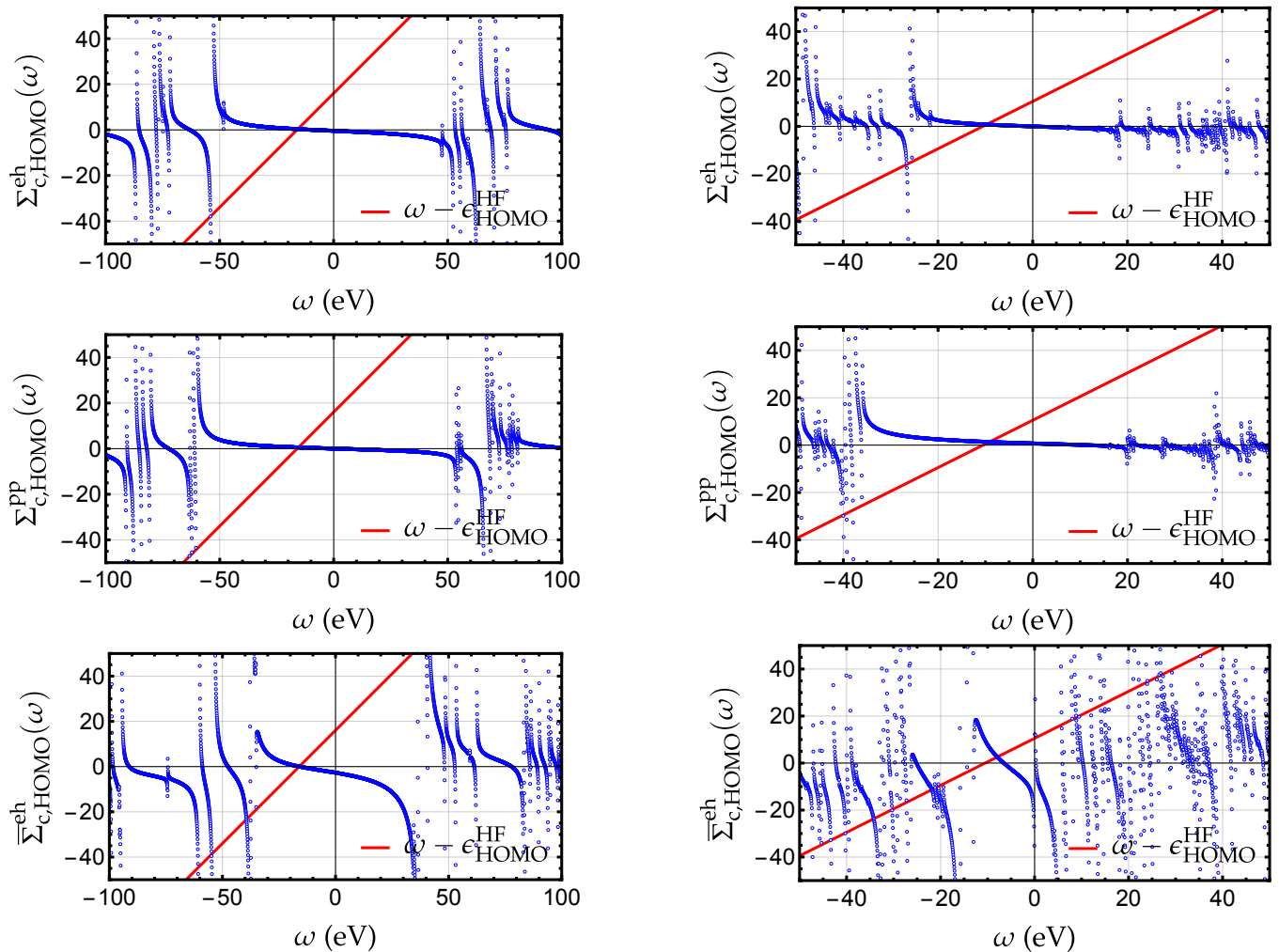


FIG. 5. Self-energy (blue curves) associated with the HOMO of Ar (left) and BeO (right) computed at the G_0W_0 (top), $G_0T_0^{pp}$ (middle), and $G_0T_0^{eh}$ (bottom) levels with the def2-TVZPP basis. The solutions of the quasiparticle equation are given by the intersection of the blue and red curves. Raw data can be found in [supplementary material](#).

other similar approaches.^{19,64,91–94} Although challenging, this task holds significant promise and represents a potential avenue for our future investigations.

We have also investigated the performances of G_0W_0 , $G_0T_0^{pp}$, and $G_0T_0^{eh}$ for more strongly correlated systems, namely, the boron and carbon dimers. In this context, the eh T -matrix scheme might be a more adequate approximation, yielding IPs and spectral weights in good agreement with the reference FCI values. We hope to report further on this in the near future.

SUPPLEMENTARY MATERIAL

See the supplementary material for a detailed derivation of the eh T -matrix elements and the corresponding self-energy elements.

ACKNOWLEDGMENTS

This project has received financial support from the Centre National de la Recherche Scientifique (CNRS) through the 80|PRIME program and has been supported through the EUR grant NanoX under Grant No. ANR-17-EURE-0009 in the framework of the “Programme des Investissements d’Avenir”. PFL also thanks the European Research Council (ERC) under the European Union’s Horizon 2020 research and innovation programme (Grant agreement No. 863481) for funding.

DATA AVAILABILITY STATEMENT

The data that supports the findings of this study are available within the article and its supplementary material.

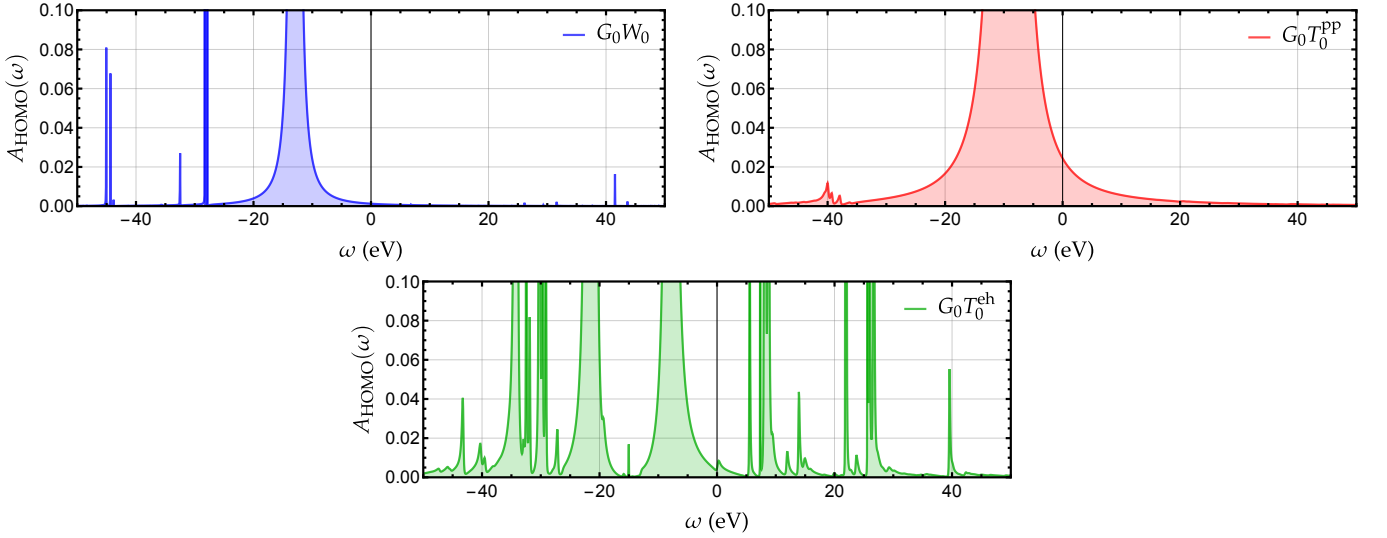


FIG. 6. Spectral function associated with the HOMO of BeO computed at the G_0W_0 (top left), $G_0T_0^{\text{PP}}$ (top right), and $G_0T_0^{\text{eh}}$ (bottom) levels with the def2-TVZPP basis with $\eta = 0.01 E_h$. Raw data can be found in [supplementary material](#).

Appendix A: Hedin's equations from the equation-of-motion formalism

Here, we present a different derivation of the standard (see Sec. I) and alternative (see Sec. II) forms of Hedin's equations. We refer the interested reader to Refs. 4 and 19 for additional details.

From the equation-of-motion of the one-body Green's function⁴

$$G(12) = G_0(12) - iG_0(13)v(34)G_2(34^+; 24^{++}) \quad (\text{A1})$$

and the Dyson equation (1e) linking G_0 and G , one gets the following exact expression of the self-energy

$$\Sigma(12) = -iv(1^+3)G_2(13; 43^+)G^{-1}(42) \quad (\text{A2})$$

where G_2 is the two-body Green's function. One can then employ the Martin-Schwinger relation⁹⁵

$$\frac{\delta G(12; [V_{\text{ext}}])}{\delta V_{\text{ext}}(3)} = -G_2(13; 23^+; [V_{\text{ext}}]) + G(12; [V_{\text{ext}}])G(33^+; [V_{\text{ext}}]) \quad (\text{A3})$$

which relates the one- and two-body Green's functions and the variation of G with respect to a fictitious external potential V_{ext} , to substitute G_2 in the expression of the self-energy. The equilibrium Green's functions are retrieved for $V_{\text{ext}} = 0$, i.e., $G(12, [V_{\text{ext}} = 0]) \equiv G(12)$ and $G_2(12; 34; [V_{\text{ext}} = 0]) \equiv G_2(12; 34)$. We hence arrive at

$$\Sigma(12) = \Sigma_{\text{H}}(12) + iv(1^+3) \left. \frac{\delta G(14; [V_{\text{ext}}])}{\delta V_{\text{ext}}(3)} \right|_{V_{\text{ext}}=0} G^{-1}(42) \quad (\text{A4})$$

For notational convenience, in the following, we drop the functional dependence on V_{ext} and the limit $V_{\text{ext}} = 0$.

Using the chain-rule derivative

$$\frac{\delta G(12)}{\delta V_{\text{ext}}(3)} = -G(14) \frac{\delta G^{-1}(45)}{\delta V_{\text{ext}}(3)} G(52) \quad (\text{A5})$$

we finally obtain

$$\Sigma(12) = \Sigma_{\text{H}}(12) - iv(1^+3)G(14) \frac{\delta G^{-1}(42)}{\delta V_{\text{ext}}(3)} \quad (\text{A6})$$

where the second term of the right-hand side corresponds to the exchange-correlation part of the self-energy.

One can then recover Hedin's form of Σ_{xc} [see Eq. (1d)] by introducing the total classical potential $V_{\text{tot}} = V_{\text{H}} + V_{\text{ext}}$ [where $V_{\text{H}}(1) = -iv(1^+2)G(22^+)$ is the local Hartree potential], as follows

$$\begin{aligned} \Sigma_{\text{xc}}(12) &= -iv(1^+3)G(14) \frac{\delta G^{-1}(42)}{\delta V_{\text{tot}}(5)} \frac{\delta V_{\text{tot}}(5)}{\delta V_{\text{ext}}(3)} \\ &= iG(14)W(13)\Gamma(423) \end{aligned} \quad (\text{A7})$$

where $W(12) = \epsilon^{-1}(13)v(32)$ is the dynamically screened Coulomb interaction,

$$\epsilon^{-1}(12) = \frac{\delta V_{\text{tot}}(1)}{\delta V_{\text{ext}}(2)} = \delta(12) + v(13)\chi(32) \quad (\text{A8})$$

is the inverse dielectric function [with $\chi(32) = -i\delta G(33^+)/\delta V_{\text{ext}}(2)$], and $\Gamma(423) = -\delta G^{-1}(42)/\delta V_{\text{tot}}(3)$ is the *irreducible* vertex function.^{4,19}

To recover the alternative form of the self-energy given in Eq. (10a), we substitute $G^{-1} = G_0^{-1} - V_{\text{ext}} - \Sigma$ into Eq. (A7), and this yields

$$\begin{aligned} \Sigma_{\text{xc}}(12) &= \Sigma_{\text{x}}(12) + iv(13)G(14) \frac{\delta \Sigma(42)}{\delta G(65)} \frac{\delta G(65)}{\delta V_{\text{ext}}(3)} \\ &= \Sigma_{\text{x}}(12) + iv(13)G(14)\Xi(45; 26)L(63; 53) \end{aligned} \quad (\text{A9})$$

with the kernel Ξ given by Eq. (7) and the polarization propagator $L(12;32) = \delta G(13)/\delta V_{\text{ext}}(2)$.

Appendix B: Spin adaptation

Spin adaptation corresponds to converting spinorbital expressions to their spatial orbital equivalents for the various spin manifolds that one can encounter. Practically, in the present case, it means that, instead of solving a larger eigenvalue problem in the spinorbital basis such as in Eq. (26), for example, one can equivalently solve two distinct eigenvalue problems for the singlet ($2S + 1 = 1$) and triplet ($2S + 1 = 3$) manifolds separately:

$$\begin{pmatrix} {}^{1,3}\mathbf{A}^{\text{eh}} & {}^{1,3}\mathbf{B}^{\text{eh}} \\ -{}^{1,3}\mathbf{B}^{\text{eh}} & -{}^{1,3}\mathbf{A}^{\text{eh}} \end{pmatrix} \begin{pmatrix} {}^{1,3}\mathbf{X}_m^{\text{eh}} \\ {}^{1,3}\mathbf{Y}_m^{\text{eh}} \end{pmatrix} = {}^{1,3}\Omega_m^{\text{eh}} \begin{pmatrix} {}^{1,3}\mathbf{X}_m^{\text{eh}} \\ {}^{1,3}\mathbf{Y}_m^{\text{eh}} \end{pmatrix} \quad (\text{B1})$$

Below, we report the spin adaptation of the eh and pp eigenvalue problems in the case of RPA, restricting ourselves to spin-restricted closed-shell calculations. Note that, in the present appendix, although we retain the same notations as in the spinorbital basis, all the integrals and operators are defined in the spatial orbital basis.

1. Electron-Hole Channel

Spin-adaptation of the eh channel is well documented (see, for example, Ref. 96). Each eh matrix has a similar spin structure that is directly inherited from the spin structure of the two-electron integrals. For example, we have

$$\mathbf{A}^{\text{eh}} = \begin{pmatrix} \mathbf{A}_{\uparrow\uparrow,\uparrow\uparrow}^{\text{eh}} & \mathbf{A}_{\uparrow\uparrow,\downarrow\downarrow}^{\text{eh}} & \mathbf{0} & \mathbf{0} \\ \mathbf{A}_{\downarrow\downarrow,\uparrow\uparrow}^{\text{eh}} & \mathbf{A}_{\downarrow\downarrow,\downarrow\downarrow}^{\text{eh}} & \mathbf{0} & \mathbf{0} \\ \mathbf{0} & \mathbf{0} & \mathbf{A}_{\uparrow\downarrow,\uparrow\downarrow}^{\text{eh}} & \mathbf{A}_{\uparrow\downarrow,\downarrow\uparrow}^{\text{eh}} \\ \mathbf{0} & \mathbf{0} & \mathbf{A}_{\downarrow\uparrow,\uparrow\downarrow}^{\text{eh}} & \mathbf{A}_{\downarrow\uparrow,\downarrow\uparrow}^{\text{eh}} \end{pmatrix} \quad (\text{B2})$$

In the eh channel, singlet and triplet spin-adapted operators are defined as

$${}^1E_i^a = \frac{a_{a\uparrow}^\dagger a_{i\downarrow} + a_{a\downarrow}^\dagger a_{i\uparrow}}{\sqrt{2}} \quad (\text{B3a})$$

$${}^{3,-1}E_i^a = a_{a\downarrow}^\dagger a_{i\downarrow} \quad (\text{B3b})$$

$${}^{3,0}E_i^a = \frac{a_{a\uparrow}^\dagger a_{i\downarrow} - a_{a\downarrow}^\dagger a_{i\uparrow}}{\sqrt{2}} \quad (\text{B3c})$$

$${}^{3,1}E_i^a = a_{a\uparrow}^\dagger a_{i\uparrow} \quad (\text{B3d})$$

where $a_{a\sigma}^\dagger$ ($a_{i\sigma}$) creates a spin- σ electron (hole) in the virtual (occupied) orbital a (i). Hence, one can spin-adapt each eh matrix via the following orthogonal transformation

$$\mathbf{U}^{\text{eh}} = \frac{1}{\sqrt{2}} \begin{pmatrix} \mathbf{1} & \mathbf{1} & \mathbf{0} & \mathbf{0} \\ \mathbf{1} & -\mathbf{1} & \mathbf{0} & \mathbf{0} \\ \mathbf{0} & \mathbf{0} & \mathbf{1} & \mathbf{1} \\ \mathbf{0} & \mathbf{0} & \mathbf{1} & -\mathbf{1} \end{pmatrix} \quad (\text{B4})$$

which block-diagonalizes each eh matrix as follows:

$$(\mathbf{U}^{\text{eh}})^\top \mathbf{A}^{\text{eh}} \mathbf{U}^{\text{eh}} = \begin{pmatrix} {}^1\mathbf{A}^{\text{eh}} & \mathbf{0} & \mathbf{0} & \mathbf{0} \\ \mathbf{0} & {}^{3,-1}\mathbf{A}^{\text{eh}} & \mathbf{0} & \mathbf{0} \\ \mathbf{0} & \mathbf{0} & {}^{3,0}\mathbf{A}^{\text{eh}} & \mathbf{0} \\ \mathbf{0} & \mathbf{0} & \mathbf{0} & {}^{3,1}\mathbf{A}^{\text{eh}} \end{pmatrix} \quad (\text{B5})$$

with

$${}^1A_{ia,jb}^{\text{eh}} = \frac{1}{2} \left(A_{i\uparrow a\uparrow, j\uparrow b\uparrow}^{\text{eh}} + A_{i\uparrow a\uparrow, j\downarrow b\downarrow}^{\text{eh}} + A_{i\downarrow a\downarrow, j\uparrow b\uparrow}^{\text{eh}} + A_{i\downarrow a\downarrow, j\downarrow b\downarrow}^{\text{eh}} \right) \quad (\text{B6a})$$

$${}^{3,0}A_{ia,jb}^{\text{eh}} = \frac{1}{2} \left(A_{i\uparrow a\uparrow, j\uparrow b\uparrow}^{\text{eh}} - A_{i\uparrow a\uparrow, j\downarrow b\downarrow}^{\text{eh}} - A_{i\downarrow a\downarrow, j\uparrow b\uparrow}^{\text{eh}} + A_{i\downarrow a\downarrow, j\downarrow b\downarrow}^{\text{eh}} \right) \quad (\text{B6b})$$

$${}^{3,\pm 1}A_{ia,jb}^{\text{eh}} = \frac{1}{2} \left(A_{i\uparrow a\downarrow, j\uparrow b\downarrow}^{\text{eh}} \pm A_{i\uparrow a\downarrow, j\downarrow b\uparrow}^{\text{eh}} \pm A_{i\downarrow a\uparrow, j\uparrow b\downarrow}^{\text{eh}} + A_{i\downarrow a\uparrow, j\downarrow b\uparrow}^{\text{eh}} \right) \quad (\text{B6c})$$

In the case of the GW approximation, using Eqs. (28a) and (28b), one finds that the singlet eh-RPA matrix elements are then

$${}^1A_{ia,jb}^{\text{eh}} = \delta_{ij}\delta_{ab}(\epsilon_a - \epsilon_i) + 2v_{ibaj} \quad (\text{B7a})$$

$${}^1B_{ia,jb}^{\text{eh}} = 2v_{ijab} \quad (\text{B7b})$$

while, for the triplet manifold, it yields three identical sets of equations with matrix elements

$${}^3A_{ia,jb}^{\text{eh}} = \delta_{ij}\delta_{ab}(\epsilon_a - \epsilon_i) \quad (\text{B8a})$$

$${}^3B_{ia,jb}^{\text{eh}} = 0 \quad (\text{B8b})$$

where one notes that the direct term has vanished. Because of the form of χ^{eh} , the triplet excited states do not contribute to the dynamical screening within the GW approximation.⁹⁷ Hence, one only needs to solve the singlet eh-RPA problem whose elements are defined in Eqs. (B7a) and (B7b).

For the eh T -matrix approximation, using Eqs. (41a) and (41b), one easily shows that the singlet and triplet eh-RPA matrix elements are identical:

$${}^1\bar{A}_{ia,jb}^{\text{eh}} = {}^3\bar{A}_{ia,jb}^{\text{eh}} = \delta_{ij}\delta_{ab}(\epsilon_a - \epsilon_i) - v_{ibja} \quad (\text{B9a})$$

$${}^1\bar{B}_{ia,jb}^{\text{eh}} = {}^3\bar{B}_{ia,jb}^{\text{eh}} = -v_{ijba} \quad (\text{B9b})$$

which means that one only needs to solve a unique set of eigenvalue equations to compute $\bar{\chi}^{\text{eh}}$. After spin integration, one can show that the elements of the eh T -matrix self-energy remain unchanged (except for the summation ranges) while the transition densities read

$$L_{pq,m}^{\text{eh}} = \sum_{jb} \left(v_{pjbq} \bar{X}_{jb,m}^{\text{eh}} + v_{pbjq} \bar{Y}_{jb,m}^{\text{eh}} \right) \quad (\text{B10a})$$

$$R_{pq,m}^{\text{eh}} = \sum_{jb} \left(\bar{v}_{pjbq} \bar{X}_{jb,m}^{\text{eh}} + \bar{v}_{pbjq} \bar{Y}_{jb,m}^{\text{eh}} \right) \quad (\text{B10b})$$

with $\bar{v}_{pqrs} = 2v_{pqrs} - v_{pqsr}$.

2. Particle-Particle Channel

The spin structure of the pp problem is slightly simpler than its eh counterpart described in Appendix B 1. For example, we have

$$\mathbf{A}^{ee} = \begin{pmatrix} A_{\uparrow\uparrow,\uparrow\uparrow}^{ee} & \mathbf{0} & \mathbf{0} & \mathbf{0} \\ \mathbf{0} & A_{\downarrow\downarrow,\downarrow\downarrow}^{ee} & \mathbf{0} & \mathbf{0} \\ \mathbf{0} & \mathbf{0} & A_{\uparrow\downarrow,\uparrow\downarrow}^{ee} & A_{\downarrow\uparrow,\downarrow\uparrow}^{ee} \\ \mathbf{0} & \mathbf{0} & A_{\downarrow\uparrow,\downarrow\uparrow}^{ee} & A_{\uparrow\downarrow,\uparrow\downarrow}^{ee} \end{pmatrix} \quad (\text{B11})$$

In the pp channel, singlet and triplet spin-adapted operators for the 2e configurations are constructed as

$${}^1E^{ab} = \frac{a_{b\uparrow}^\dagger a_{a\downarrow}^\dagger + a_{b\downarrow}^\dagger a_{a\uparrow}^\dagger}{\sqrt{2(1 + \delta_{ab})}} \quad (\text{B12a})$$

$${}^{3,-1}E^{ab} = a_{b\downarrow}^\dagger a_{a\downarrow}^\dagger \quad (\text{B12b})$$

$${}^{3,0}E^{ab} = \frac{a_{b\uparrow}^\dagger a_{a\downarrow}^\dagger - a_{b\downarrow}^\dagger a_{a\uparrow}^\dagger}{\sqrt{2}} \quad (\text{B12c})$$

$${}^{3,1}E^{ab} = a_{b\uparrow}^\dagger a_{a\uparrow}^\dagger \quad (\text{B12d})$$

Similarly, for the 2h configurations, we have

$${}^1E_{ij} = \frac{a_{i\uparrow} a_{j\downarrow} + a_{i\downarrow} a_{j\uparrow}}{\sqrt{2(1 + \delta_{ij})}} \quad (\text{B13a})$$

$${}^{3,-1}E_{ij} = a_{i\downarrow}^\dagger a_{j\downarrow} \quad (\text{B13b})$$

$${}^{3,0}E_{ij} = \frac{a_{i\uparrow} a_{j\downarrow} - a_{i\downarrow} a_{j\uparrow}}{\sqrt{2}} \quad (\text{B13c})$$

$${}^{3,1}E_{ij} = a_{i\uparrow} a_{j\uparrow} \quad (\text{B13d})$$

Hence, one can spin-adapt each matrix via the following orthogonal transformation

$$\mathbf{U}^{\text{pp}} = \frac{1}{\sqrt{2}} \begin{pmatrix} \mathbf{1} & \mathbf{0} & \mathbf{0} & \mathbf{0} \\ \mathbf{0} & \mathbf{1} & \mathbf{0} & \mathbf{0} \\ \mathbf{0} & \mathbf{0} & \mathbf{1} & \mathbf{1} \\ \mathbf{0} & \mathbf{0} & \mathbf{1} & -\mathbf{1} \end{pmatrix} \quad (\text{B14})$$

which block-diagonalizes each pp matrix as follows:

$$(\mathbf{U}^{\text{pp}})^\top \mathbf{A}^{ee} \mathbf{U}^{\text{pp}} = \begin{pmatrix} {}^1\mathbf{A}^{ee} & \mathbf{0} & \mathbf{0} & \mathbf{0} \\ \mathbf{0} & {}^{3,0}\mathbf{A}^{ee} & \mathbf{0} & \mathbf{0} \\ \mathbf{0} & \mathbf{0} & {}^{3,-1}\mathbf{A}^{ee} & \mathbf{0} \\ \mathbf{0} & \mathbf{0} & \mathbf{0} & {}^{3,1}\mathbf{A}^{ee} \end{pmatrix} \quad (\text{B15})$$

with

$${}^1A_{ab,cd}^{ee} = \frac{A_{a\uparrow b\downarrow, c\uparrow d\downarrow}^{ee} + A_{a\downarrow b\uparrow, c\downarrow d\uparrow}^{pp}}{\sqrt{1 + \delta_{ab}\sqrt{1 + \delta_{cd}}}} \quad (\text{B16a})$$

$${}^{3,-1}A_{ab,cd}^{ee} = A_{a\downarrow b\downarrow, c\downarrow d\downarrow}^{ee} \quad (\text{B16b})$$

$${}^{3,0}A_{ia,jb}^{ee} = A_{a\uparrow b\downarrow, c\uparrow d\downarrow}^{ee} - A_{a\downarrow b\uparrow, c\downarrow d\uparrow}^{ee} \quad (\text{B16c})$$

$${}^{3,1}A_{ab,cd}^{pp} = A_{a\uparrow b\uparrow, c\uparrow d\uparrow}^{ee} \quad (\text{B16d})$$

and similar expressions for the matrices $\mathbf{B}^{ee,hh}$ and \mathbf{C}^{hh} .

The singlet pp-RPA matrix elements are then

$${}^1A_{ab,cd}^{ee} = \delta_{ac}\delta_{bd}(\epsilon_a + \epsilon_b) + \frac{v_{abcd} + v_{abdc}}{\sqrt{1 + \delta_{ab}\sqrt{1 + \delta_{cd}}}} \quad (\text{B17a})$$

$${}^1B_{ab,ij}^{ee,hh} = \frac{v_{abij} + v_{abji}}{\sqrt{1 + \delta_{ab}\sqrt{1 + \delta_{ij}}}} \quad (\text{B17b})$$

$${}^1C_{ij,kl}^{hh} = -\delta_{ik}\delta_{jl}(\epsilon_i + \epsilon_j) + \frac{v_{ijkl} + v_{ijlk}}{\sqrt{1 + \delta_{ij}\sqrt{1 + \delta_{kl}}}} \quad (\text{B17c})$$

with the index restrictions $a \leq b, c \leq d, i \leq j$, and $k \leq l$, while, for the triplet manifold, it yields three identical sets of equations with matrix elements

$${}^3A_{ab,cd}^{ee} = \delta_{ac}\delta_{bd}(\epsilon_a + \epsilon_b) + v_{abcd} - v_{abdc} \quad (\text{B18a})$$

$${}^3B_{ab,ij}^{ee,hh} = v_{abij} - v_{abji} \quad (\text{B18b})$$

$${}^3C_{ij,kl}^{hh} = -\delta_{ik}\delta_{jl}(\epsilon_i + \epsilon_j) + v_{ijkl} - v_{ijlk} \quad (\text{B18c})$$

with the index restrictions $a < b, c < d, i < j$, and $k < l$. We refer the interested reader to the work of Yang *et al.* for additional details concerning the spin adaptation of the pp-RPA equations.⁹⁸

¹G. Csanak, H. Taylor, and R. Yaris, in *Advances in atomic and molecular physics*, Vol. 7 (Elsevier, 1971) pp. 287–361.

²A. L. Fetter and J. D. Waleck, *Quantum Theory of Many Particle Systems* (McGraw Hill, San Francisco, 1971).

³R. D. Mattuck, *A guide to Feynman diagrams in the many-body problem*, 2nd ed., Dover books on physics and chemistry (Dover Publications, New York, 1992).

⁴R. M. Martin, L. Reining, and D. M. Ceperley, *Interacting Electrons: Theory and Computational Approaches* (Cambridge University Press, 2016).

⁵L. Hedin, *Phys. Rev.* **139**, A796 (1965).

⁶F. Aryasetiawan and O. Gunnarsson, *Rep. Prog. Phys.* **61**, 237 (1998).

⁷G. Onida, L. Reining, and A. Rubio, *Rev. Mod. Phys.* **74**, 601 (2002).

⁸L. Reining, *WIREs Comput. Mol. Sci.* **8**, e1344 (2017).

⁹D. Golze, M. Dvorak, and P. Rinke, *Front. Chem.* **7**, 377 (2019).

¹⁰M. Gell-Mann and K. A. Brueckner, *Phys. Rev.* **106**, 364 (1957).

¹¹G. Baym and L. P. Kadanoff, *Phys. Rev.* **124**, 287 (1961).

¹²G. Baym, *Phys. Rev.* **127**, 1391 (1962).

¹³P. Danielewicz, *Ann. Phys.* **152**, 239 (1984).

¹⁴P. Danielewicz, *Ann. Phys.* **152**, 305 (1984).

¹⁵D. Bohm and D. Pines, *Phys. Rev.* **82**, 625 (1951).

¹⁶D. Pines and D. Bohm, *Phys. Rev.* **85**, 338 (1952).

¹⁷D. Bohm and D. Pines, *Phys. Rev.* **92**, 609 (1953).

¹⁸P. Nozières and D. Pines, *Phys. Rev.* **111**, 442 (1958).

¹⁹P. Romaniello, F. Bechstedt, and L. Reining, *Phys. Rev. B* **85**, 155131 (2012).

²⁰R. Starke and G. Kresse, *Phys. Rev. B* **85**, 075119 (2012).

²¹E. Maggio and G. Kresse, *J. Chem. Theory Comput.* **13**, 4765 (2017).

²²R. Del Sole, L. Reining, and R. W. Godby, *Phys. Rev. B* **49**, 8024 (1994).

²³E. L. Shirley, *Phys. Rev. B* **54**, 7758 (1996).

²⁴A. Schindlmayr and R. W. Godby, *Phys. Rev. Lett.* **80**, 1702 (1998).

²⁵A. J. Morris, M. Stankovski, K. T. Delaney, P. Rinke, P. García-González, and R. W. Godby, *Phys. Rev. B* **76**, 155106 (2007).

²⁶M. Shishkin, M. Marsman, and G. Kresse, *Phys. Rev. Lett.* **99**, 246403 (2007).

²⁷P. Romaniello, S. Guyot, and L. Reining, *J. Chem. Phys.* **131**, 154111 (2009).

- ²⁸A. Grüneis, G. Kresse, Y. Hinuma, and F. Oba, *Phys. Rev. Lett.* **112**, 096401 (2014).
- ²⁹W. Chen and A. Pasquarello, *Phys. Rev. B* **92**, 041115 (2015).
- ³⁰X. Ren, N. Marom, F. Caruso, M. Scheffler, and P. Rinke, *Phys. Rev. B* **92**, 081104 (2015).
- ³¹F. Caruso, M. Dauth, M. J. van Setten, and P. Rinke, *J. Chem. Theory Comput.* **12**, 5076 (2016).
- ³²L. Hung, F. Bruneval, K. Baishya, and S. Ögüt, *J. Chem. Theory Comput.* **13**, 2135 (2017).
- ³³B. Cunningham, M. Grüning, P. Azarhoosh, D. Pashov, and M. van Schilfgaarde, *Phys. Rev. Mater.* **2**, 034603 (2018).
- ³⁴V. Vlček, *J. Chem. Theory Comput.* **15**, 6254 (2019).
- ³⁵A. M. Lewis and T. C. Berkelbach, *J. Chem. Theory Comput.* **15**, 2925 (2019).
- ³⁶Y. Pavlyukh, G. Stefanucci, and R. van Leeuwen, *Phys. Rev. B* **102**, 045121 (2020).
- ³⁷Y. Wang, P. Rinke, and X. Ren, *J. Chem. Theory Comput.* **17**, 5140 (2021).
- ³⁸F. Bruneval, N. Dattani, and M. J. van Setten, *Front. Chem.* **9**, 749779 (2021).
- ³⁹C. Mejuto-Zaera and V. c. v. Vlček, *Phys. Rev. B* **106**, 165129 (2022).
- ⁴⁰Y. Wang and X. Ren, *J. Chem. Theory Comput.* **157**, 214115 (2022).
- ⁴¹A. Förster and L. Visscher, *Phys. Rev. B* **105**, 125121 (2022).
- ⁴²N. Dadkhah, W. R. L. Lambrecht, D. Pashov, and M. van Schilfgaarde, *Phys. Rev. B* **107**, 165201 (2023).
- ⁴³M. Grzeszczyk, S. Acharya, D. Pashov, Z. Chen, K. Vaklinova, M. van Schilfgaarde, K. Watanabe, T. Taniguchi, K. S. Novoselov, M. I. Katsnelson, and M. Koperski, *Adv. Mater.* **35**, 2209513 (2023).
- ⁴⁴G. Strinati, *Riv. Nuovo Cimento* **11**, 1 (1988).
- ⁴⁵P. Ring and P. Schuck, *The Nuclear Many-Body Problem* (Springer, 2004).
- ⁴⁶C. Barbieri, D. Van Neck, and W. H. Dickhoff, *Phys. Rev. A* **76**, 052503 (2007).
- ⁴⁷W. H. Dickhoff and D. V. Neck, *Many-Body Theory Exposed!* (WORLD SCIENTIFIC, 2008).
- ⁴⁸D. Zhang, N. Q. Su, and W. Yang, *J. Phys. Chem. Lett.* **8**, 3223 (2017).
- ⁴⁹J. Li, Z. Chen, and W. Yang, *J. Phys. Chem. Lett.* **12**, 6203 (2021).
- ⁵⁰J. Li, J. Yu, Z. Chen, and W. Yang, *J. Phys. Chem. A* **127**, 7811 (2023).
- ⁵¹E. Maggio and G. Kresse, *J. Chem. Theory Comput.* **14**, 1821 (2018).
- ⁵²G. Strinati, H. J. Mattausch, and W. Hanke, *Phys. Rev. Lett.* **45**, 290 (1980).
- ⁵³M. S. Hybertsen and S. G. Louie, *Phys. Rev. Lett.* **55**, 1418 (1985).
- ⁵⁴R. W. Godby, M. Schlüter, and L. J. Sham, *Phys. Rev. B* **37**, 10159 (1988).
- ⁵⁵W. von der Linden and P. Horsch, *Phys. Rev. B* **37**, 8351 (1988).
- ⁵⁶J. E. Northrup, M. S. Hybertsen, and S. G. Louie, *Phys. Rev. Lett.* **66**, 500 (1991).
- ⁵⁷X. Blase, X. Zhu, and S. G. Louie, *Phys. Rev. B* **49**, 4973 (1994).
- ⁵⁸M. Rohlfing, P. Krüger, and J. Pollmann, *Phys. Rev. B* **52**, 1905 (1995).
- ⁵⁹D. Peng, S. N. Steinmann, H. van Aggelen, and W. Yang, *J. Chem. Phys.* **139**, 104112 (2013).
- ⁶⁰G. E. Scuseria, T. M. Henderson, and I. W. Bulik, *J. Chem. Phys.* **139**, 104113 (2013).
- ⁶¹M. C. T. D. Müller, S. Blügel, and C. Friedrich, *Phys. Rev. B* **100**, 045130 (2019).
- ⁶²E. Młyńczak, M. C. T. D. Müller, P. Gospodarič, T. Heider, I. Aguilera, G. Bihlmayer, M. Gehlmann, M. Jugovac, G. Zamborlini, C. Tusche, S. Suga, V. Feyar, L. Plucinski, C. Friedrich, S. Blügel, and C. M. Schneider, *Nat. Comm.* **10**, 505 (2019).
- ⁶³C. Friedrich, *Phys. Rev. B* **100**, 075142 (2019).
- ⁶⁴D. Nabok, S. Blügel, and C. Friedrich, *npj Computational Materials* **7**, 178 (2021).
- ⁶⁵M. J. van Setten, F. Caruso, S. Sharifzadeh, X. Ren, M. Scheffler, F. Liu, J. Lischner, L. Lin, J. R. Deslippe, S. G. Louie, C. Yang, F. Weigend, J. B. Neaton, F. Evers, and P. Rinke, *J. Chem. Theory Comput.* **11**, 5665 (2015).
- ⁶⁶P.-F. Loos, B. Pradines, A. Scemama, E. Giner, and J. Toulouse, *J. Chem. Theory Comput.* **16**, 1018 (2020).
- ⁶⁷E. Monino and P.-F. Loos, *J. Chem. Phys.* **159**, 034105 (2023).
- ⁶⁸K. Krause, M. E. Harding, and W. Klopper, *Mol. Phys.* **113**, 1952 (2015).
- ⁶⁹M. Springer, F. Aryasetiawan, and K. Karlsson, *Phys. Rev. Lett.* **80**, 2389 (1998).
- ⁷⁰V. P. Zhukov, E. V. Chulkov, and P. M. Echenique, *Phys. Rev. Lett.* **93**, 096401 (2004).
- ⁷¹V. P. Zhukov, E. V. Chulkov, and P. M. Echenique, *Phys. Rev. B* **72**, 72.155109 (2005).
- ⁷²V. P. Zhukov, E. V. Chulkov, and P. M. Echenique, *Phys. Rev. B* **73**, 125105 (2006).
- ⁷³I. A. Nechaev and E. V. Chulkov, *Phys. Rev. B* **73**, 165112 (2006).
- ⁷⁴I. A. Nechaev, I. Y. Sklyadneva, V. M. Silkin, P. M. Echenique, and E. V. Chulkov, *Phys. Rev. B* **78**, 085113 (2008).
- ⁷⁵A. Mönnich, J. Lange, M. Bauer, M. Aeschlimann, I. A. Nechaev, V. P. Zhukov, P. M. Echenique, and E. V. Chulkov, *Phys. Rev. B* **74**, 035102 (2006).
- ⁷⁶A. Dreuw and M. Head-Gordon, *Chem. Rev.* **105**, 4009 (2005).
- ⁷⁷J. Bauschlicher, Charles W. and S. R. Langhoff, *J. Chem. Phys.* **87**, 2919 (1987).
- ⁷⁸P. J. Bruna and J. S. Wright, *J. Phys. Chem.* **94**, 1774 (1990).
- ⁷⁹M. L. Abrams and C. D. Sherrill, *J. Chem. Phys.* **121**, 9211 (2004).
- ⁸⁰C. D. Sherrill and P. Piecuch, *J. Chem. Phys.* **122**, 124104 (2005).
- ⁸¹X. Li and J. Paldus, *Chem. Phys. Lett.* **431**, 179 (2006).
- ⁸²G. H. Booth, D. Cleland, A. J. W. Thom, and A. Alavi, *J. Chem. Phys.* **135**, 084104 (2011).
- ⁸³K. P. Huber and G. Herzberg, *Molecular Spectra and Molecular Structure: IV. Constants of diatomic molecules* (van Nostrand Reinhold Company, 1979).
- ⁸⁴Y. Garniron, K. Gasperich, T. Applencourt, A. Benali, A. Ferté, J. Paquier, B. Pradines, R. Assaraf, P. Reinhardt, J. Toulouse, P. Barbaresco, N. Renon, G. David, J. P. Malrieu, M. Vêril, M. Caffarel, P. F. Loos, E. Giner, and A. Scemama, *J. Chem. Theory Comput.* **15**, 3591 (2019).
- ⁸⁵N. E. Bickers, D. J. Scalapino, and S. R. White, *Phys. Rev. Lett.* **62**, 961 (1989).
- ⁸⁶N. Bickers and D. Scalapino, *Ann. Phys.* **193**, 206 (1989).
- ⁸⁷N. E. Bickers and S. R. White, *Phys. Rev. B* **43**, 8044 (1991).
- ⁸⁸N. E. Bickers, “Self-consistent many-body theory for condensed matter systems,” in *Theoretical Methods for Strongly Correlated Electrons*, edited by D. Sénéchal, A.-M. Tremblay, and C. Bourbonnais (Springer New York, 2004) pp. 237–296.
- ⁸⁹C. De Dominicis and P. C. Martin, *J. Math. Phys.* **5**, 14 (1964).
- ⁹⁰C. De Dominicis and P. C. Martin, *J. Math. Phys.* **5**, 31 (1964).
- ⁹¹J. J. Shepherd, T. M. Henderson, and G. E. Scuseria, *Phys. Rev. Lett.* **112**, 133002 (2014).
- ⁹²J. Hofierka, B. Cunningham, C. M. Rawlins, C. H. Patterson, and D. G. Green, *Nature* **606**, 688 (2022).
- ⁹³G. Riva, T. Audinet, M. Vladaj, P. Romaniello, and J. A. Berger, *SciPost Phys.* **12**, 093 (2022).
- ⁹⁴G. Riva, P. Romaniello, and J. A. Berger, “The multi-channel Dyson equation: coupling many-body Green’s functions,” under review (2023).
- ⁹⁵P. C. Martin and J. Schwinger, *Phys. Rev.* **115**, 1342 (1959).
- ⁹⁶J. G. Angyan, R.-F. Liu, J. Toulouse, and G. Jansen, *J. Chem. Theory Comput.* **7**, 3116 (2011).
- ⁹⁷E. Monino and P.-F. Loos, *J. Chem. Theory Comput.* **17**, 2852 (2021).
- ⁹⁸Y. Yang, H. van Aggelen, S. N. Steinmann, D. Peng, and W. Yang, *J. Chem. Phys.* **139**, 174110 (2013).