

ON LARGE LANGUAGE MODELS’ SELECTION BIAS IN MULTI-CHOICE QUESTIONS

Chujie Zheng¹ Hao Zhou² Fandong Meng² Jie Zhou² Minlie Huang^{1*}

¹The CoAI Group, DCST, BNRist, Tsinghua University, Beijing 100084, China

²Pattern Recognition Center, WeChat AI, Tencent Inc., China

chujiezhengchn@gmail.com aihuang@tsinghua.edu.cn

ABSTRACT

Multi-choice questions (MCQs) serve as a common yet important task format in the research of large language models (LLMs). Our work shows that LLMs exhibit an inherent “selection bias” in MCQs, which refers to LLMs’ preferences to select options located at specific positions (like “Option C”). This bias is prevalent across various LLMs, making their performance vulnerable to option position changes in MCQs. We identify that one primary cause resulting in selection bias is option numbering, i.e., the ID symbols A/B/C/D associated with the options. To mitigate selection bias, we propose a new method called PriDe. PriDe first decomposes the observed model prediction distribution into an intrinsic prediction distribution over option contents and a prior preference distribution over option IDs. It then estimates the prior by permutating option contents on a small number of test samples, which is used to debias the subsequent test samples. We demonstrate that, as a label-free, inference-time method, PriDe achieves a more effective and computation-efficient debiasing than strong baselines. We further show that the priors estimated by PriDe generalize well across different domains, highlighting its practical potential in broader scenarios.

1 INTRODUCTION

Multi-choice question (MCQ) is a prevalent input format of large language models (LLMs). An MCQ typically encompasses a question accompanied by multiple candidate options, from which the model is tasked to select the most suitable answer, as instantiated in Figure 1. Current LLM-centric scenarios have widely utilized the task format of MCQ, for instance, within benchmarks targeted at assessing LLMs (Hendrycks et al., 2020; Zhong et al., 2023; Huang et al., 2023) and in LLM-based automatic evaluation frameworks (Chiang et al., 2023; Zheng et al., 2023). In any scenario, we always expect LLMs to generate reliable answers to MCQs.

Regrettably, we observe that **LLMs are not robust to option position changes in MCQs**. In the 0-shot MMLU evaluation (Hendrycks et al., 2020), we show in Table 1 that a simple “answer-moving attack” by always moving the golden answers to a specific option position causes dramatic performance fluctuations of various LLMs. For instance, moving the golden answers to position D degrades the accuracy of gpt-3.5-turbo by 6.3 (from 67.2 to 60.9). When moving to position A, llama-30b is even boosted by 15.2 and surpasses gpt-3.5-turbo (68.2 vs. 65.3), in stark contrast to their original performance (53.1 vs. 67.2).

We argue that LLMs’ poor robustness to option position changes arises from their inherent **selection bias**, which refers to their preferences to select options located at specific positions. For instance, among 1,000 randomly sampled MMLU test samples, where we control the number of correct answers being A/B/C/D as 250 each, llama-30B selects A/B/C/D 30.3%/26.2%/23.5%/20.0% of the

Question: Which of the following countries generated the most total energy from solar sources in 2019?

Options:

A. China B. United States
C. Germany D. Japan

Answer: A

Figure 1: A multi-choice question (MCQ) example from MMLU.

*Corresponding author.

Table 1: A simple “answer-moving attack” by always moving the golden answers of MCQs to a specific option position (i.e., A, B, C, or D) can cause dramatic performance fluctuations (0-shot MMLU), suggesting LLMs’ poor robustness to option position changes in MCQs.

Moving Golden to	Orig	A	B	C	D
llama-2-13B	50.8	53.1 (+2.3)	45.5 (-5.2)	61.2 (+10.4)	41.2 (-9.5)
vicuna-v1.3-13B	50.2	52.1 (+1.9)	64.4 (+14.1)	45.7 (-4.5)	38.8 (-11.4)
vicuna-v1.5-13B	54.4	45.6 (-8.8)	67.3 (+12.9)	53.1 (-1.3)	51.3 (-3.1)
llama-30B	53.1	68.2 (+15.2)	54.1 (+1.1)	50.1 (-2.9)	41.2 (-11.9)
vicuna-v1.3-33B	57.0	59.5 (+2.5)	58.6 (+1.5)	65.8 (+8.8)	44.8 (-12.3)
gpt-3.5-turbo	67.2	65.3 (-1.9)	68.5 (+1.3)	74.2 (+6.9)	60.9 (-6.3)

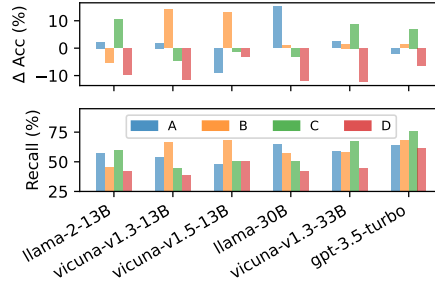


Figure 2: The robustness to the “answer-moving attack” correlates strongly with the balance of different positions’ recalls in the original inputs, because the recall of position X is actually calculated on a subset of samples where all the golden answers are moved to position X.

time, while gpt-3.5-turbo for 23.7%/25.2%/27.9%/23.2%, respectively (averaged over 10 runs). These proportions align well with the performance fluctuations in Table 1.

Through extensive empirical analyses (§2.3), we show that **selection bias is prevalent across various LLMs**, from open-source models llama and vicuna to the proprietary API gpt-3.5-turbo. It cannot be mitigated via basic prompting strategies (§2.5), such as explicit debiasing instruction (i.e., instructing LLMs to treat each option fairly) and Chain-of-Thought prompting (Wei et al., 2022). We identify **option numbering** (i.e., the ID symbols like A/B/C/D assigned to options) as one primary cause of selection bias (§2.4). We find that removing option IDs can debias LLMs, but usually at the cost of impairing model performance due to the degenerated prompt format.

To alleviate selection bias, we propose a new method called **PriDe** (§3), referring to **Debiasing with Prior** estimation. PriDe first decomposes the observed model’s prediction distribution into an intrinsic prediction distribution over option contents (without being influenced by option IDs) and a prior preference distribution over option IDs (without considering option contents). It then estimates the prior by permutating option contents on a small number of test samples (e.g., 5%), which is used for debiasing in the subsequent test samples. The whole debiasing procedure needs no sample labels, takes place during the inference time, and requires only negligible computational overhead. We demonstrate that PriDe achieves superior debiasing effectiveness to strong baselines, especially in the low-cost scenario (§4.1). Furthermore, we show that the priors estimated by PriDe generalize well across different domains (§4.3), implying the inherent presence of selection bias in LLMs and highlighting PriDe’s practical potential in broader scenarios.

In summary, we make the following contributions in this work: (1) We identify the inherent selection bias of LLMs in MCQs and provide extensive empirical analyses and valuable insights into selection bias. (2) We pinpoint option numbering as one primary cause of selection bias. (3) We propose a label-free, inference-time debiasing method PriDe, which demonstrates notable debiasing effectiveness, efficiency and cross-domain generalization. We hope that this work inspires future research on biases and robustness of LLMs.

2 EMPIRICAL INVESTIGATION AND ANALYSIS OF SELECTION BIAS

2.1 EXPERIMENTAL SETUP

Models Our study focuses on decoder-only LLMs since this architecture has become the dominant choice for modern LLMs, particularly those with over 10 billion parameters. We experiment with models from multiple popular LLM families across various sizes: llama-7/13/30B (Touvron et al., 2023a), llama-2(-chat)-7/13B (Touvron et al., 2023b), vicuna-v1.3-7/13/33B¹,

¹vicuna-v1.3-7/13/33B is fine-tuned from equal-sized llama while vicuna-v1.5-7/13B from llama-2. We keep the same model naming as at the Hugging Face website for easy identification.

vicuna-1.5-7/13 (Chiang et al., 2023), and gpt-3.5-turbo-0613 (OpenAI, 2022). The llama(-2) models are strong foundation LLMs, while vicuna and llama-2-chat are further fine-tuned from the former. These models are all open source at the Hugging Face website, and we can access their output probabilities. gpt-3.5-turbo is the proprietary API of OpenAI. It accepts textual prompts and returns generated texts without providing access to output probabilities.

Benchmarks We conduct experiments on MMLU (Hendrycks et al., 2020), ARC-Challenge (Clark et al., 2018), and CommonsenseQA (CSQA) (Talmor et al., 2019), which all are MCQ benchmarks widely used for LLM evaluation. Our selection of benchmarks takes into account the diversity of tasks. Specifically, MMLU and ARC consist of 4-option MCQs, while CSQA consists of 5-option ones. MMLU covers tests from 4 domain categories spanning 57 subjects, with a substantial sample size (14,042² in total). The diverse tasks facilitate us to derive general observations and enable us to explore cross-domain generalization. See Table 3 in Appendix A for detailed data statistics.

Evaluation We follow the evaluation protocol and the input formats in the original MMLU implementation³ and OpenAI Evals⁴. For open-source models, we access the output probabilities of the option IDs A/B/C/D and use the maximal one as the model prediction. For gpt-3.5-turbo, we compare the golden answer with the first generated token when the decoding temperature is set to 0. See Figure 6 and 7 in Appendix B for the input formats. Our experiments will **mainly consider the 0-shot setting, which excludes biases introduced by in-context examples**, but we will also experiment under the 5-shot setting. In the latter, the in-context examples come from the development sets and are shared across all the test samples.

2.2 MEASUREMENT OF SELECTION BIAS

In our study, selection bias is defined as the **model’s preference to select options located at specific positions**. To measure selection bias, one naive way is based on the counting for model predictions, which, however, is susceptible to label imbalance. For instance, on a (sufficiently large) 2-option MCQ dataset where A/B occupies 10%/90% of the golden answers, respectively, an unbiased model that achieves an overall 80% accuracy will predict A and B as answers for $0.1 \times 0.8 + 0.9 \times 0.2 = 0.26$ and $0.1 \times 0.2 + 0.9 \times 0.8 = 0.74$ proportions, respectively. The counting-based measurement will thus falsely judge this model as “biased”.

We instead propose to measure selection bias based on the **balance of recalls** of different option positions and use **standard deviation of recalls (RStd)** as a quantitative metric. This measurement has several merits. First, it is intuitive that a greater imbalance in recalls indicates a more pronounced selection bias. Second, it is not as susceptible to label imbalance as the counting-based measurement. Moreover, recall balance also reflects the model’s robustness to option position changes, as shown in Figure 2. Therefore, we can expect that **reducing selection bias will improve LLMs’ robustness to option position changes in MCQs**.

Note that measuring selection bias with recall balance implies the premise that the golden answers should be randomly positioned. We show in Table 2 that randomly shuffling the options does not reduce selection bias, validating the premise implied in our measurement.

2.3 EMPIRICAL OBSERVATIONS

We first conduct an extensive empirical evaluation of LLMs on various benchmarks to gain a preliminary understanding of selection bias. We plot the recalls of different option positions in Figure 9 and 10 in Appendix C. We draw the following main observations and insights:

Selection bias is prevalent across various LLMs and varies with model families and sizes. Intuitively, it is most likely that selection bias originates from LLMs’ training data, where some tokens may occur more frequently than others. However, we have not observed consistent or similar patterns of selection bias even within the same model family using the same training data (e.g., llama-7B/13B/30B, llama-2-7B/13B, vicuna-v1.3-7B/13B/33B). We speculate that selec-

²Due to budget constraints and rate limits, in the MMLU evaluation, we randomly sampled 100 test samples from each subject for gpt-3.5-turbo (5,700 in total, accounting for 40% the original size).

³<https://github.com/hendrycks/test>

⁴<https://github.com/openai/evals>

Table 2: Debiasing results of several basic methods (0-shot, gpt-3.5-turbo), measured by standard deviation of recalls (RStd) and accuracy (Acc). †: We exclude the test samples where Chain-of-Thought prompting derives answers outside the given options.

Methods	MMLU		ARC	
	RStd ↓	Acc	RStd ↓	Acc
Default	5.5	67.2	2.3	83.3
Shuffling	5.9	66.8	4.2	81.7
Removing IDs	1.0	66.7	0.6	83.7
a/b/c/d	6.8	67.0	2.1	83.1
1/2/3/4	3.8	65.8	2.1	82.3
(A)/(B)/(C)/(D)	8.1	66.5	3.0	81.3
Debiasing Instruct	6.1	66.3	2.9	83.0
Chain-of-Thought	4.5	66.8	2.7	83.2
Chain-of-Thought†	3.9	70.3	2.4	84.7

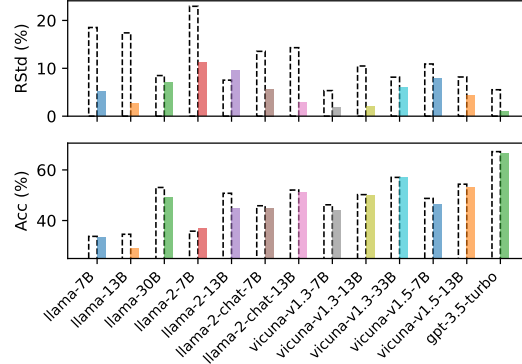


Figure 3: From dashed to solid bars (0-shot MMLU), removing option IDs typically reduces selection bias (**upper**) but also usually compromises model performance (**lower**).

tion bias arises as a result of complex interactions among training data, model capacity (number of parameters), and other potential factors.

Selection bias displays moderately similar patterns across different domains within the same LLM. For instance, in the 0-shot setting, llama-30B consistently prefers options A/B in various tasks, while gpt-3.5-turbo favors C/B more. While the preference ranking may not strictly persist across domains, there is an overarching tendency for each model to lean towards certain options (e.g., A and B) and away from others (e.g., C and D). Note that **this observation serves as an important motivation of our designed debiasing method PriDe.**

In-context examples can alleviate but may meanwhile alter selection bias. For instance, llama-13B disfavors C in the 0-shot setting but becomes biased towards C in the 5-shot setting. This alteration does not display notable patterns within the same model family or among the same-sized LLMs. It indicates that in-context examples introduce new biases that can be intertwined with the model’s inherent selection bias.

Scaling can reduce selection bias for foundation models but may not for fine-tuned models. We notice that llama-7B/13B/30B and llama-2-7B/13B manifest decaying selection bias when the model size scales up. This does not hold for llama-2-chat-7B/13B, vicuna-v1.3-7B/13B/33B, and vicuna-v1.5-7B/13B, which are all fine-tuned from the former foundation models. It implies that fine-tuning with specialized data (e.g., instruction-following or chat data) may hinder the scaling effect on selection bias, but broader verification is needed for achieving general conclusions.

2.4 WHAT CAUSES SELECTION BIAS?

We propose two hypotheses for the causes of selection bias: option numbering and option ordering. **Option numbering** indicates that the LLM leans towards the options numbered with specific ID symbols (such as A or C). **Option ordering** means that the LLM prefers the k -th presented option (such as the first or last one). Note that in a recent work, Wang et al. (2023a) found that GPT-4 exhibits the bias towards responses from Assistant 1, but it is still unclear whether it is because the preferred responses are “numbered as Assistant 1” or because they are “presented first”.

We test the two hypotheses by **removing option IDs** A/B/C/D. As such, the relative change of the recall standard deviation (RStd) reflects the impact of option numbering, while the remaining absolute RStd indicates the impact of option ordering. As for model evaluation, we expect gpt-3.5-turbo to generate the whole chosen option, and only the exact match with the golden answer is judged as correct. For open-source models, we compare the likelihoods of options, normalized by their lengths, and use the maximum one as the model prediction.

From Table 2 and Figure 3 (upper), the removal of option IDs notably decreases RStd, reflecting the reduction of selection bias. We also tried to replace the default ID symbols A/B/C/D with other reasonable alternatives, including a/b/c/d, 1/2/3/4, and (A)/(B)/(C)/(D). These alternatives

do not lead to remarkable differences in RStd from the default one, as shown in Table 2. The above results suggest that **option numbering is one primary cause of selection bias**.

However, the remaining selection bias varies with models, reflected by the absolute RStd in Figure 3 (upper), which corresponds to the impact of option ordering. Figure 9 and 10 in Appendix C present a more elaborate breakdown of the remaining selection bias on different benchmarks. For instance, llama-7B/30B and llama-2-7B exhibit similar selection bias after removing option IDs to when option IDs are retained, while llama-2-13B and vicuna-v1.5-7/13B manifest radical changes. The aforementioned cross-domain pattern similarity can only be observed from llama-30B, llama-2-7B/13B, and vicuna-v1.5-7B after removing option IDs. These results suggest that **the impact of option ordering may exist, but is quite irregular and varied with models and tasks**.

In addition, removing option IDs usually impairs model performance under the 0-shot setting, especially for less powerful, open-source models, as shown in Figure 3 (lower). See Table 4 and 5 in Appendix E for a more elaborate breakdown of the impact of removing option IDs on different benchmarks. The degradation of the 0-shot model performance results from the way we leverage LLMs to answer MCQs without option IDs, which is referred to as the ‘‘cloze prompt’’ format in Robinson & Wingate (2022). Their study demonstrates that asking LLMs to predict option IDs forms a better MCQ prompt than the ‘‘cloze prompt’’, which is consistent with our observation. Besides, selecting answers by calculating and comparing the likelihood of options is not as convenient and straightforward to implement as directly predicting option IDs. Overall, **removing options IDs is not a practical method to mitigate selection bias**.

2.5 CAN BASIC PROMPTING STRATEGIES REDUCE SELECTION BIAS?

As preliminary debiasing attempts, we also apply two basic prompting strategies to gpt-3.5-turbo: (1) **Explicit debiasing instruction**: We append an explicit debiasing instruction in the system message of gpt-3.5-turbo (‘‘Please note that the provided options have been randomly shuffled, so it is essential to consider them fairly and without bias.’’). (2) **Chain-of-Thought prompting** (Wei et al., 2022): gpt-3.5-turbo is first prompted with ‘‘Let’s think step by step:’’ to generate its thought process and then produces the final answer. We follow the Chain-of-Thought prompt in OpenAI Evals and set the decoding temperature to 0. See Figure 8 in Appendix B for the prompt details. As shown in Table 2, **explicit debiasing instruction or Chain-of-Thought prompting both cannot mitigate selection bias well**. It suggests that selection bias is inherent within the thought process of LLMs and cannot be addressed by simple prompt engineering.

3 METHODOLOGY

3.1 PERMUTATION-BASED DEBIASING BASELINE AND FORMULATION

So far, we have shown that option numbering is one primary cause of selection bias. We seek to mitigate selection bias by evading the impact of option numbering. Our method builds upon a strong permutation-based debiasing baseline. It averages the model’s prediction distributions under various option permutations, as in recent work (Wang et al., 2023a; Zheng et al., 2023), which intuitively cancels out the impact of option numbering. Formally, we use q to denote the MCQ question (including other instructions or in-context examples). Suppose the n option IDs are $d_i, i \in \{1, 2, \dots, n\}$ and the default option contents are $o_i, i \in \{1, 2, \dots, n\}$. We use I to denote a permutation of $\{1, 2, \dots, n\}$, \mathcal{I} to a set of possible I s, and x^I to the concatenation of the option IDs and the options permuted in the ordering of I . We define $g_I : \{1, 2, \dots, n\} \rightarrow \{1, 2, \dots, n\}$, where $g_I(i)$ denotes the index of i in I . The permutation-based debiasing baseline can be formulated as:

$$\tilde{P}(o_i|q, x) = \frac{1}{|\mathcal{I}|} \sum_{I \in \mathcal{I}} P_{\text{observed}}(d_{g_I(i)}|q, x^I), \quad \forall i \in \{1, 2, \dots, n\}, \quad (1)$$

where x is the default input of option IDs and option contents, and $P_{\text{observed}}(d_{g_I(i)}|q, x^I)$ is the observed prediction probability of $d_{g_I(i)}$ (associated with o_i) being correct given the option permutation I . The debiased distribution $\tilde{P}(o_i|q, x)$ is then used for obtaining the predicted answer. Since computing full permutations is prohibitively expensive ($\times n!$ cost), we adopt a practical alternative, called **cyclic permutation**, where $\mathcal{I} = \{(i, i+1, \dots, n, 1, \dots, i-1)\}_{i=1}^n$. It reduces the computational cost from $\times n!$ to $\times n$ and also ensures one pairing between each option ID d_i and option

content o_j , which intuitively can still cancel out the impact of option numbering. In Appendix D, we give a theoretical proof of the soundness of the permutation-based debiasing baseline, based on our later introduced probability decomposition assumption.

3.2 PREDICTION PROBABILITY DECOMPOSITION

We define $f_I : \{1, 2, \dots, n\} \rightarrow \{1, 2, \dots, n\}$, where $f_I(i)$ denotes the i -th element in I . Our method PriDe starts by decomposing the observed prediction distribution over d_i as an **intrinsic** prediction distribution over o_i and a **prior** preference distribution over d_i :

$$P_{\text{observed}}(d_i|q, x^I) = Z_{q, x^I}^{-1} P_{\text{intrinsic}}(o_{f_I(i)}|q, x^I) P_{\text{prior}}(d_i|q, x^I), \quad \forall I \in \mathcal{I}, i \in \{1, 2, \dots, n\}. \quad (2)$$

P_{prior} reflects the model’s **prior preference for option IDs** d_i , which is disentangled from the option contents. In contrast, $P_{\text{intrinsic}}$ reflects the model’s **intrinsic belief about option contents** o_i , which is not influenced by option IDs. Therefore, $P_{\text{intrinsic}}$ has the following property according to its invariance to option permutation I :

$$P_{\text{intrinsic}}(o_i|q, x^I) = P_{\text{intrinsic}}(o_i|q, x), \quad \forall I \in \mathcal{I}, i \in \{1, 2, \dots, n\}. \quad (3)$$

For tractable derivation, we assume P_{prior} to be independent of x^I , which means that the prior preference is only dependent on the question q . Equation 2 then becomes:

$$P_{\text{observed}}(d_i|q, x^I) = Z_{q, x^I}^{-1} P_{\text{intrinsic}}(o_{f_I(i)}|q, x) P_{\text{prior}}(d_i|q), \quad \forall I \in \mathcal{I}, i \in \{1, 2, \dots, n\}. \quad (4)$$

3.3 PRIDE: DEBIASING WITH PRIOR ESTIMATION

Taking the logarithm of both sides of Equation 4 and summing over all $I \in \mathcal{I}$, we can obtain:

$$\sum_{I \in \mathcal{I}} \log P_{\text{observed}}(d_i|q, x^I) = \sum_{I \in \mathcal{I}} \log P_{\text{intrinsic}}(o_{f_I(i)}|q, x) + |\mathcal{I}| \log P_{\text{prior}}(d_i|q) + C \quad (5)$$

$$= \frac{|\mathcal{I}|}{n} \sum_{j=1}^n \log P_{\text{intrinsic}}(o_j|q, x) + |\mathcal{I}| \log P_{\text{prior}}(d_i|q) + C \quad (6)$$

$$= |\mathcal{I}| \log P_{\text{prior}}(d_i|q) + C', \quad \forall i \in \{1, 2, \dots, n\}. \quad (7)$$

We derive Equation 6 because $\sum_{I \in \mathcal{I}} \log P_{\text{intrinsic}}(o_{f_I(i)}|q, x)$ actually involves $|\mathcal{I}|/n$ iterations over each $P_{\text{intrinsic}}(o_j|q, x)$ (given \mathcal{I} contains either full or cyclic permutations), whose aggregation over $j \in \{1, 2, \dots, n\}$ is a constant. Therefore, we can obtain:

$$P_{\text{prior}}(d_i|q) = \text{softmax}\left(\frac{1}{|\mathcal{I}|} \sum_{I \in \mathcal{I}} \log P_{\text{observed}}(d_i|q, x^I)\right), \quad \forall i \in \{1, 2, \dots, n\}. \quad (8)$$

Note that the derivation of P_{prior} does **not require any labels and can be computed during the inference time**. Recall our observation in §2.3 that selection bias displays a moderate cross-domain similarity within the same LLM. It implies that the **model’s prior preference for option IDs is an inherent bias and is likely to generalize across different samples (and even domains)**. This motivates us to compute the priors of partial test samples and use them as an approximation for the remaining samples. It is more efficient than the permutation-based debiasing baseline since no more computational overhead is needed for subsequent samples once the prior is estimated.

PriDe draws the above inspiration. We first take K test samples \mathcal{D}_e from the test set \mathcal{D} , where K can be adjusted based on the estimation budget. Each sample in \mathcal{D}_e will undergo the standard permutation-based debiasing, during which we estimate each sample-specific prior $P_{\text{prior}}(d_i|q)$ using Equation 8. For the remaining samples \mathcal{D}_r , we compute the “global prior” $\tilde{P}_{\text{prior}}(d_i)$ by averaging the previously computed priors as an approximation to the new sample’s $P_{\text{prior}}(d_i|q)$ in Equation 4. We can thus compute the approximated $\tilde{P}_{\text{intrinsic}}(o_i|q, x)$ as the debiased prediction distribution and obtain the predicted answer (omit the superscript I as we use the default input here):

$$\tilde{P}_{\text{intrinsic}}(o_i|q, x) \propto P_{\text{observed}}(d_i|q, x) / \tilde{P}_{\text{prior}}(d_i), \quad \forall i \in \{1, 2, \dots, n\}. \quad (9)$$

If $K \ll |\mathcal{D}|$, the overhead for prior estimation will be negligible compared to the whole inference cost. The overall procedure of PriDe is summarized as Algorithm 1.

Algorithm 1 PriDe: Debiasing with Prior Estimation

Require: Language model, test samples $\mathcal{D} = \{(q_i, x_i)\}_i$, option number n , estimation budget K
Ensure: Model predictions \mathcal{Y}

- 1: Initialize the model prediction set $\mathcal{Y} = \emptyset$ and the prior set $\mathcal{P} = \emptyset$ ▷ Initialization
- 2: Sample the estimation samples \mathcal{D}_e under K and the remaining samples $\mathcal{D}_r = \mathcal{D} \setminus \mathcal{D}_e$
- 3: **for** $(q, x) \in \mathcal{D}_e$ **do**
- 4: Debias the model prediction using Equation 1, add the predicted answer to \mathcal{Y}
- 5: Estimate the sample-specific prior $P_{\text{prior}}(d_i|q)$ using Equation 8, add it into \mathcal{P}
- 6: **end for**
- 7: Estimate the global prior $\tilde{P}_{\text{prior}}(d_i)$ by averaging \mathcal{P} ▷ Prior Estimation
- 8: **for** $(q, x) \in \mathcal{D}_r$ **do**
- 9: Debias the model prediction using Equation 9, add the predicted answer to \mathcal{Y}
- 10: **end for**
- 11: **return** \mathcal{Y}

4 DEBIASING EXPERIMENTS

4.1 MAIN RESULTS

We compare PriDe with two strong permutation-based debiasing baselines: **Cyclic Permutation** and **Full Permutation**. The latter is not experimented on the 5-option CSQA benchmark due to the extremely high cost. Since gpt-3.5-turbo does not return the output probability, we sample 100 generated answers as an approximation to P_{observed} . For PriDe, we randomly sample $K = \alpha|\mathcal{D}|$ test samples as \mathcal{D}_e and report the average results over 5 runs. Here we use $\alpha \in (0, 1)$ as the ratio of test samples for prior estimation to control the estimation overhead.

Figure 4 presents the debiasing results (averaged over all the models) versus the computational cost under the 0-shot setting, see detailed breakdowns of debiasing results to Table 4 and 5 in Appendix E. **PriDe achieves a superior debiasing effect and performance improvement to Full/Cyclic Permutation in the low-cost scenario**, which also holds under the 5-shot setting, see Figure 11 in Appendix E. Note that when the cost (debiasing budget) increases, PriDe improves mainly due to that more samples are debiased with option permutation, rather than the benefit from increased samples used for prior estimation. In Figure 13 in Appendix E, we show that the priors estimated by PriDe are stable with different sizes of test samples (from 2% to 20%). Therefore, PriDe is generally upper bounded by Cyclic Permutation it builds upon when the budget is sufficient. The superiority of PriDe is primarily highlighted in the low-cost scenario.

It is worth noting that the results in Figure 13 in Appendix E indicate that the model’s prior preferences across different samples exhibit similar patterns, which confirms the design motivation of PriDe. The estimated priors also manifest a clear correlation with the empirical selection bias, which further rationalizes the effectiveness of PriDe. See Figure 13 in Appendix E for more discussion.

4.2 HOW DEBIASING IMPROVES MODEL PERFORMANCE?

We notice that although it is not our initial intention, these debiasing methods always improve the model performance (within the same domain). It is intuitive for the permutation-based methods since they are a kind of “model ensembling”, where each “ensemble model” prepends the LLM with the operation of option permutation, and we expect that better performance can be achieved with increased permutations. For PriDe, only a few test samples (used for prior estimation) are debiased with option permutation. We hope to gain further insights into how it affects model predictions and consequently improves model performance.

We put the detailed breakdown of the model prediction changes in Table 6 in Appendix E. We summarize the main findings as follows: (1) For the samples with predictions changed by debiasing, the model usually holds moderate or low confidence in both the original and debiased predictions. It is intuitive because debiasing is more likely to change model predictions when the model is “uncertain” about its answers. (2) The ratios of changes from wrong to correct predictions always surpass those from correct to wrong. It indicates that LLMs are more “hindered” than “benefited” by selection bias (in terms of their exhibited performance), and that the model’s performance can be more

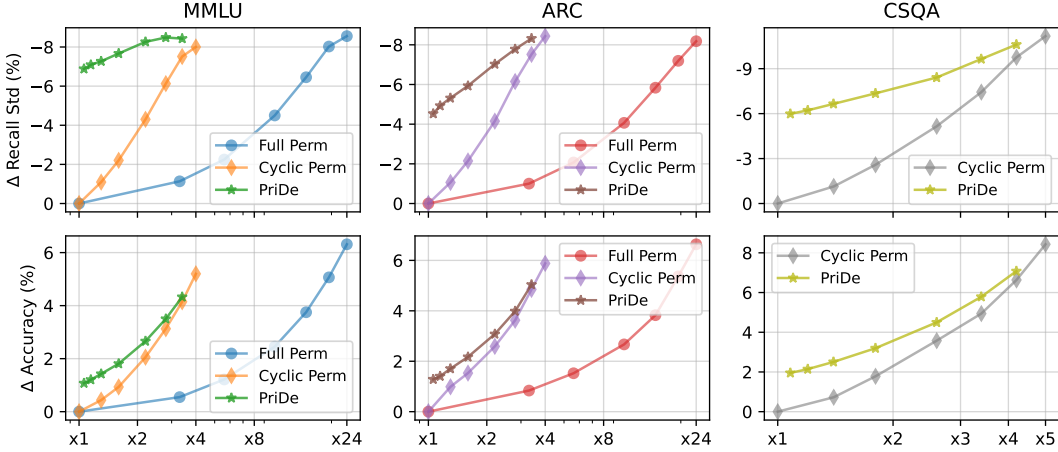


Figure 4: Debiasing results (averaged over all the models) under varying computational cost (0-shot). We control the cost of Cyclic/Full Perm by the ratio β of the debiased test samples, where we take $\beta \in \{0, 0.1, 0.2, 0.4, 0.6, 0.8, 1\}$. For PriDe, we take $\alpha \in \{0.02, 0.05, 0.1, 0.2, 0.4, 0.6, 0.8\}$, which denotes the ratio of test samples for prior estimation (these samples are meanwhile directly debiased with Cyclic Perm). Note that when $\alpha = 1.0$, PriDe will degenerate to Cyclic Perm, corresponding to the points at the $\times 4$ cost in the figures, so we do not plot them.

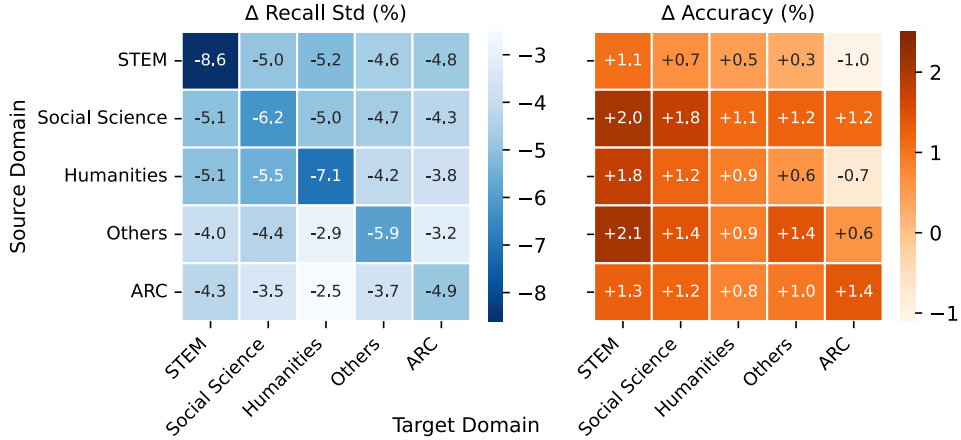


Figure 5: Cross-domain debiasing results of PriDe (0-shot, averaged over all the models), with priors estimated using $\alpha = 5\%$ test samples from the source domains.

fully exploited when selection bias is alleviated. (3) PriDe debiasing never turns a wrong prediction into another wrong prediction. Furthermore, the original predictions typically rank in the top 2 in the probability after debiasing, especially when the model size scales up, and vice versa. This suggests that even when the model holds low confidence in its predictions, it usually still assigns relatively high probabilities to the golden answers, particularly for the more capable, larger models.

4.3 GENERALIZATION ANALYSIS

In practical scenarios, we may not guarantee the test samples to always come from the same or similar domains. We expect that the prior estimated by PriDe can be generalizable: Once the prior is estimated using a small number of samples from domain X, it can be used to debias not only other samples from domain X but also samples from domain Y.

To this end, we evaluate the cross-domain generalization of estimated priors on the four category domains of MMLU and ARC (5 domains in total). We first use PriDe to estimate the prior with α test samples from a source domain X, and then apply it to debiasing the test samples from a target domain Y. As shown in Figure 5, the **estimated priors exhibit reasonable generalization across**

different domains. It once again confirms that selection bias (the prior preference for option IDs) is inherent in LLMs.

However, we find that although the generalization in terms of debiasing is promising, there may be a slight degradation in model performance when the domain gap is large (e.g., from STEM/Humanities to ARC). While PriDe is not designed to improve model performance but rather to alleviate selection bias and thereby improve LLMs’ robustness, we suggest **updating the estimated prior using new samples when there are predictable domain shifts in test samples**, whose overhead is still negligible compared to the whole inference cost.

5 RELATED WORK

Large Language Models (LLMs) The realm of large language models (LLMs) has been undergoing rapid and significant developments since the launch of GPT-3 (Brown et al., 2020). Prominent examples have emerged successively over the past year, such as ChatGPT (OpenAI, 2022), LLaMA (Touvron et al., 2023a;b), Alpaca Taori et al. (2023), and Vicuna (Chiang et al., 2023). These models usually boast billions of parameters and are trained to comprehend natural language and follow human instructions (Ouyang et al., 2022; Wang et al., 2023b).

Multi-choice Questions (MCQs) As a concise task format, MCQs are widely adopted in LLM-centric scenarios. For instance, in the automatic evaluation framework of Chiang et al. (2023); Zheng et al. (2023), GPT-4 (OpenAI, 2023) is presented with a question and two model answers and is tasked to determine which one is better. Numerous standard language model benchmarks also employ the task format of MCQs, such as MMLU (Hendrycks et al., 2020), ARC (Hendrycks et al., 2020), AGIEval (Zhong et al., 2023), C-Eval (Huang et al., 2023). It thus piques our research interest in the robustness of LLMs in the context of MCQs.

Biases and Robustness of LLMs In our study, we use “bias” to refer to the systematic error within LLMs rather than prejudice in culture, gender, etc. The bias in language models has always been an important research area closely related to model robustness. For instance, Zhao et al. (2021) showed that GPT-3 is sensitive to task instructions and in-context examples, which arises from its bias towards certain answers. Chen et al. (2022); Si et al. (2023); Pan et al. (2023) explored how LLMs’ few-shot learning is influenced by the construction of in-context examples. Wang et al. (2023a); Zheng et al. (2023) found that GPT-4 leans towards the first presented answers and may produce unfair evaluation results.

Contemporaneous with our work, Pezeshkpour & Hruschka (2023) also found that GPT-4 and InstructGPT are vulnerable to the option position changes in MCQs. They explored the causes of such vulnerability from the perspectives of prediction uncertainty and positional bias (i.e., the order in which the options appear) based on (only) GPT-4 and InstructGPT. Parallel to their work, we identify general patterns, characteristics, and causes of selection bias through extensive cross-model and cross-task comparisons and analyses. These empirical analyses further inspire us to develop the theoretically supported, computation-efficient, and generalizable debiasing method PriDe.

6 CONCLUSION

This work studies the inherent selection bias of large language models (LLMs) in multi-choice questions (MCQs). It refers to LLMs’ preferences to select options located at specific positions, which makes them vulnerable to option position changes in MCQs. We show that selection bias is prevalent across various LLMs, from open-source models llama and vicuna to the proprietary API gpt-3.5-turbo, and identify option numbering (i.e., the ID symbols like A/B/C/D associated with options) as one primary cause of selection bias. Motivated by the observation that selection bias displays similar patterns across different domains within the same LLM, we propose a new label-free, inference-time debiasing method called PriDe. It estimates the model’s prior preference for option IDs with a few test samples and uses the estimated prior to debias subsequent samples. We demonstrate that PriDe achieves a strong debiasing effect while improving model performance. It is computation-efficient, with negligible computational overhead, and can generalize well across different domains. We hope that the empirical analyses and the debiasing method in this work can inspire future research on the inherent biases and robustness of LLMs.

REFERENCES

- Tom Brown, Benjamin Mann, Nick Ryder, Melanie Subbiah, Jared D Kaplan, Prafulla Dhariwal, Arvind Neelakantan, Pranav Shyam, Girish Sastry, Amanda Askell, et al. Language models are few-shot learners. In *Advances in neural information processing systems*, volume 33, pp. 1877–1901, 2020.
- Yanda Chen, Chen Zhao, Zhou Yu, Kathleen McKeown, and He He. On the relation between sensitivity and accuracy in in-context learning. *arXiv preprint arXiv:2209.07661*, 2022.
- Wei-Lin Chiang, Zhuohan Li, Zi Lin, Ying Sheng, Zhanghao Wu, Hao Zhang, Lianmin Zheng, Siyuan Zhuang, Yonghao Zhuang, Joseph E. Gonzalez, Ion Stoica, and Eric P. Xing. Vicuna: An open-source chatbot impressing gpt-4 with 90%* chatgpt quality, March 2023. URL <https://lmsys.org/blog/2023-03-30-vicuna/>.
- Peter Clark, Isaac Cowhey, Oren Etzioni, Tushar Khot, Ashish Sabharwal, Carissa Schoenick, and Oyvind Tafjord. Think you have solved question answering? try arc, the ai2 reasoning challenge. *arXiv preprint arXiv:1803.05457*, 2018.
- Dan Hendrycks, Collin Burns, Steven Basart, Andy Zou, Mantas Mazeika, Dawn Song, and Jacob Steinhardt. Measuring massive multitask language understanding. In *International Conference on Learning Representations*, 2020.
- Yuzhen Huang, Yuzhuo Bai, Zhihao Zhu, Junlei Zhang, Jinghan Zhang, Tangjun Su, Junteng Liu, Chuancheng Lv, Yikai Zhang, Jiayi Lei, et al. C-eval: A multi-level multi-discipline chinese evaluation suite for foundation models. *arXiv preprint arXiv:2305.08322*, 2023.
- Zhengbao Jiang, Jun Araki, Haibo Ding, and Graham Neubig. How can we know when language models know? on the calibration of language models for question answering. *Transactions of the Association for Computational Linguistics*, 9:962–977, 2021. doi: 10.1162/tac1a.00407. URL <https://aclanthology.org/2021.tac1-1.57>.
- Saurav Kadavath, Tom Conerly, Amanda Askell, Tom Henighan, Dawn Drain, Ethan Perez, Nicholas Schiefer, Zac Hatfield-Dodds, Nova DasSarma, Eli Tran-Johnson, et al. Language models (mostly) know what they know. *arXiv preprint arXiv:2207.05221*, 2022.
- OpenAI. <https://chat.openai.com.chat>, 2022.
- OpenAI. Gpt-4 technical report. *arXiv preprint arXiv:2303.08774*, 2023.
- Long Ouyang, Jeffrey Wu, Xu Jiang, Diogo Almeida, Carroll Wainwright, Pamela Mishkin, Chong Zhang, Sandhini Agarwal, Katarina Slama, Alex Ray, et al. Training language models to follow instructions with human feedback. In *Advances in Neural Information Processing Systems*, volume 35, pp. 27730–27744, 2022.
- Jane Pan, Tianyu Gao, Howard Chen, and Danqi Chen. What in-context learning “learns” in-context: Disentangling task recognition and task learning. In *Findings of the Association for Computational Linguistics: ACL 2023*, pp. 8298–8319, Toronto, Canada, July 2023. Association for Computational Linguistics. doi: 10.18653/v1/2023.findings-acl.527. URL <https://aclanthology.org/2023.findings-acl.527>.
- Pouya Pezeshkpour and Estevam Hruschka. Large language models sensitivity to the order of options in multiple-choice questions. *arXiv preprint arXiv:2308.11483*, 2023.
- Joshua Robinson and David Wingate. Leveraging large language models for multiple choice question answering. In *The Eleventh International Conference on Learning Representations*, 2022.
- Chenglei Si, Dan Friedman, Nitish Joshi, Shi Feng, Danqi Chen, and He He. Measuring inductive biases of in-context learning with underspecified demonstrations. In *Proceedings of the 61st Annual Meeting of the Association for Computational Linguistics (Volume 1: Long Papers)*, pp. 11289–11310, Toronto, Canada, July 2023. Association for Computational Linguistics. doi: 10.18653/v1/2023.acl-long.632. URL <https://aclanthology.org/2023.acl-long.632>.

- Alon Talmor, Jonathan Herzig, Nicholas Lourie, and Jonathan Berant. CommonsenseQA: A question answering challenge targeting commonsense knowledge. In *Proceedings of the 2019 Conference of the North American Chapter of the Association for Computational Linguistics: Human Language Technologies, Volume 1 (Long and Short Papers)*, pp. 4149–4158, Minneapolis, Minnesota, June 2019. Association for Computational Linguistics. doi: 10.18653/v1/N19-1421. URL <https://aclanthology.org/N19-1421>.
- Rohan Taori, Ishaan Gulrajani, Tianyi Zhang, Yann Dubois, Xuechen Li, Carlos Guestrin, Percy Liang, and Tatsunori B. Hashimoto. Stanford alpaca: An instruction-following llama model. https://github.com/tatsu-lab/stanford_alpaca, 2023.
- Hugo Touvron, Thibaut Lavril, Gautier Izacard, Xavier Martinet, Marie-Anne Lachaux, Timothée Lacroix, Baptiste Rozière, Naman Goyal, Eric Hambro, Faisal Azhar, et al. Llama: Open and efficient foundation language models. *arXiv preprint arXiv:2302.13971*, 2023a.
- Hugo Touvron, Louis Martin, Kevin Stone, Peter Albert, Amjad Almahairi, Yasmine Babaei, Nikolay Bashlykov, Soumya Batra, Prajjwal Bhargava, Shrutti Bhosale, et al. Llama 2: Open foundation and fine-tuned chat models. *arXiv preprint arXiv:2307.09288*, 2023b.
- Peiyi Wang, Lei Li, Liang Chen, Dawei Zhu, Binghuai Lin, Yunbo Cao, Qi Liu, Tianyu Liu, and Zhifang Sui. Large language models are not fair evaluators. *arXiv preprint arXiv:2305.17926*, 2023a.
- Yizhong Wang, Yeganeh Kordi, Swaroop Mishra, Alisa Liu, Noah A. Smith, Daniel Khashabi, and Hannaneh Hajishirzi. Self-instruct: Aligning language models with self-generated instructions. In *Proceedings of the 61st Annual Meeting of the Association for Computational Linguistics (Volume 1: Long Papers)*, pp. 13484–13508, Toronto, Canada, July 2023b. Association for Computational Linguistics. doi: 10.18653/v1/2023.acl-long.754. URL <https://aclanthology.org/2023.acl-long.754>.
- Jason Wei, Xuezhi Wang, Dale Schuurmans, Maarten Bosma, Fei Xia, Ed Chi, Quoc V Le, Denny Zhou, et al. Chain-of-thought prompting elicits reasoning in large language models. In *Advances in Neural Information Processing Systems*, volume 35, pp. 24824–24837, 2022.
- Zihao Zhao, Eric Wallace, Shi Feng, Dan Klein, and Sameer Singh. Calibrate before use: Improving few-shot performance of language models. In *International Conference on Machine Learning*, pp. 12697–12706. PMLR, 2021.
- Lianmin Zheng, Wei-Lin Chiang, Ying Sheng, Siyuan Zhuang, Zhanghao Wu, Yonghao Zhuang, Zi Lin, Zhuohan Li, Dacheng Li, Eric Xing, et al. Judging llm-as-a-judge with mt-bench and chatbot arena. *arXiv preprint arXiv:2306.05685*, 2023.
- Wanjun Zhong, Ruixiang Cui, Yiduo Guo, Yaobo Liang, Shuai Lu, Yanlin Wang, Amin Saied, Weizhu Chen, and Nan Duan. Agieval: A human-centric benchmark for evaluating foundation models. *arXiv preprint arXiv:2304.06364*, 2023.

A DATA STATISTICS

Table 3: Data statistics of benchmarks used in our experiments.

†: We excluded a few MMLU samples (about 3.2% in total) in all the evaluation where the options refer to each other like “A and B”, “none of the above”. The exclusion of these samples is to ensure the validity of the “answer-moving attack” and option permutation.

Benchmarks	# Samples	# Evaluated†	# Options	Golden Answer Distribution
MMLU	STEM	3,018	2,925	21.4% / 23.8% / 25.9% / 28.9%
	Social Science	3,077	2,992	21.7% / 23.4% / 23.8% / 31.1%
	Humanities	4,705	4,476	24.2% / 24.5% / 27.1% / 24.2%
	Others	3,242	3,199	23.8% / 26.8% / 24.4% / 25.0%
	Overall	14,042	13,592	22.9% / 24.7% / 25.5% / 26.9%
ARC	1,165	1,165	4	22.6% / 26.5% / 26.5% / 24.4%
CSQA	1,216	1,216	5	19.6% / 20.8% / 19.8% / 20.6% / 19.2%

B PROMPTS USED IN EXPERIMENTS

```
{ "role": "system", "content": "The following are multiple choice questions about
global fact. You should directly answer the question by choosing the correct
option." }
[ in-context examples (if few-shot) ]
{ "role": "user", "content": ""Question: Which of the following countries
generated the most total energy from solar sources in 2019?
Options:
A. China
B. United States
C. Germany
D. Japan
Answer:"" }

{ "role": "assistant", "content": "A" }
```

Figure 6: Input formats for gpt-3.5-turbo. The black text is the templated API request. The blue text is in-context or test samples. The red text is the expected API-returned result. The orange text is the MMLU-specific prompt, which is dependent on the evaluation subject (57 different subjects in total).

The following are multiple choice questions about global fact. You should directly answer the question by choosing the correct option.

[in-context examples (if few-shot)]

Question: Which of the following countries generated the most total energy from solar sources in 2019?
Options:
A. China
B. United States
C. Germany
D. Japan
Answer: A

Figure 7: Input formats for open-source LLMs (i.e., llama(-2) and vicuna). The black text is the templated input. The next-token prediction probabilities of the option IDs at the red text is used as the observed prediction distribution.

Note that the llama tokenizer treats “ A” (with space) and “A” (no space) as two different tokens. Specifically, the tokenizations of “Answer: A” (with space) and “Answer:A” (no space) are ["Answer", ":", " A"] and ["Answer", ":", "A"] respectively. To this end, following the prefix “Answer:” (no space), we calculate the prediction probability of option A by summing up the probabilities of the tokens “ A” (with space) and “A” (no space). The same goes for B/C/D.

The first API call

```
{ "role": "system", "content": "The following are multiple choice questions
about global fact. You should reason in a step-by-step manner as to get the right
answer." }
{ "role": "user", "content": ""Question: Which of the following countries
generated the most total energy from solar sources in 2019?
Options:
A. China
B. United States
C. Germany
D. Japan
Answer: Let's think step by step:"" }
```

```
{ "role": "assistant", "content": "[ thought or reasoning process ]" }
```

The second API call

```
{ "role": "system", "content": "The following are multiple choice questions
about global fact. You should reason in a step-by-step manner as to get the right
answer." }
{ "role": "user", "content": ""Question: Which of the following countries
generated the most total energy from solar sources in 2019?
Options:
A. China
B. United States
C. Germany
D. Japan
Answer: Let's think step by step:"" }
{ "role": "assistant", "content": "[ thought or reasoning process ]" }
{ "role": "assistant", "content": "Given all of the above, the answer of the
question is:" }
```

```
{ "role": "assistant", "content": "A" }
```

Figure 8: Chain-of-Thought prompt for gpt-3.5-turbo, generally following the implementation of OpenAI Evals.

C EMPIRICAL EVALUATION RESULTS OF SELECTION BIAS

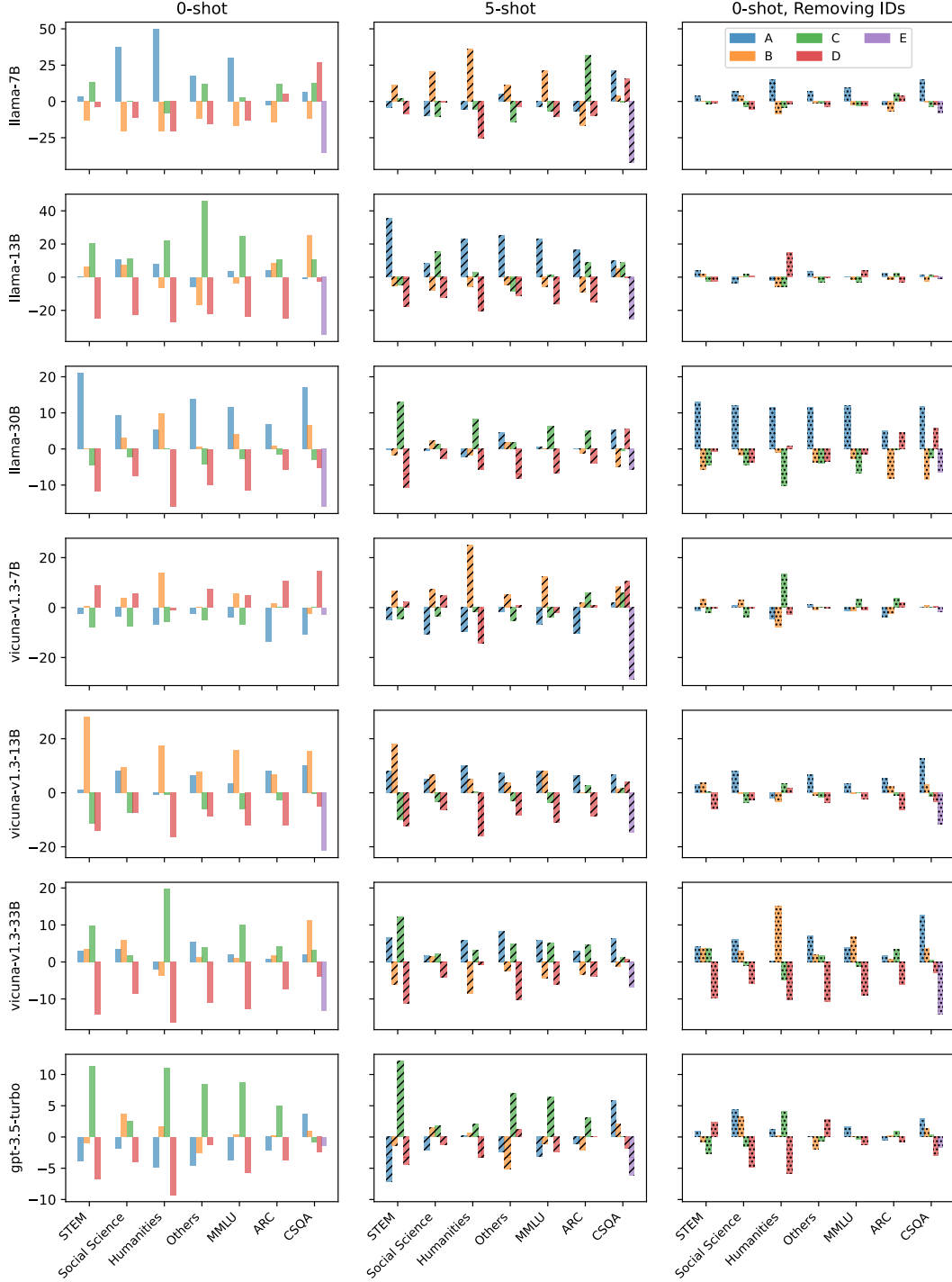


Figure 9: Selection bias of LLMs on various benchmarks (part 1). Y-axis: the recall score (%) normalized by subtracting the overall accuracy. MMLU is additionally partitioned into four domains (STEM, Social Science, Humanities, and Others) based on its official subject categories.

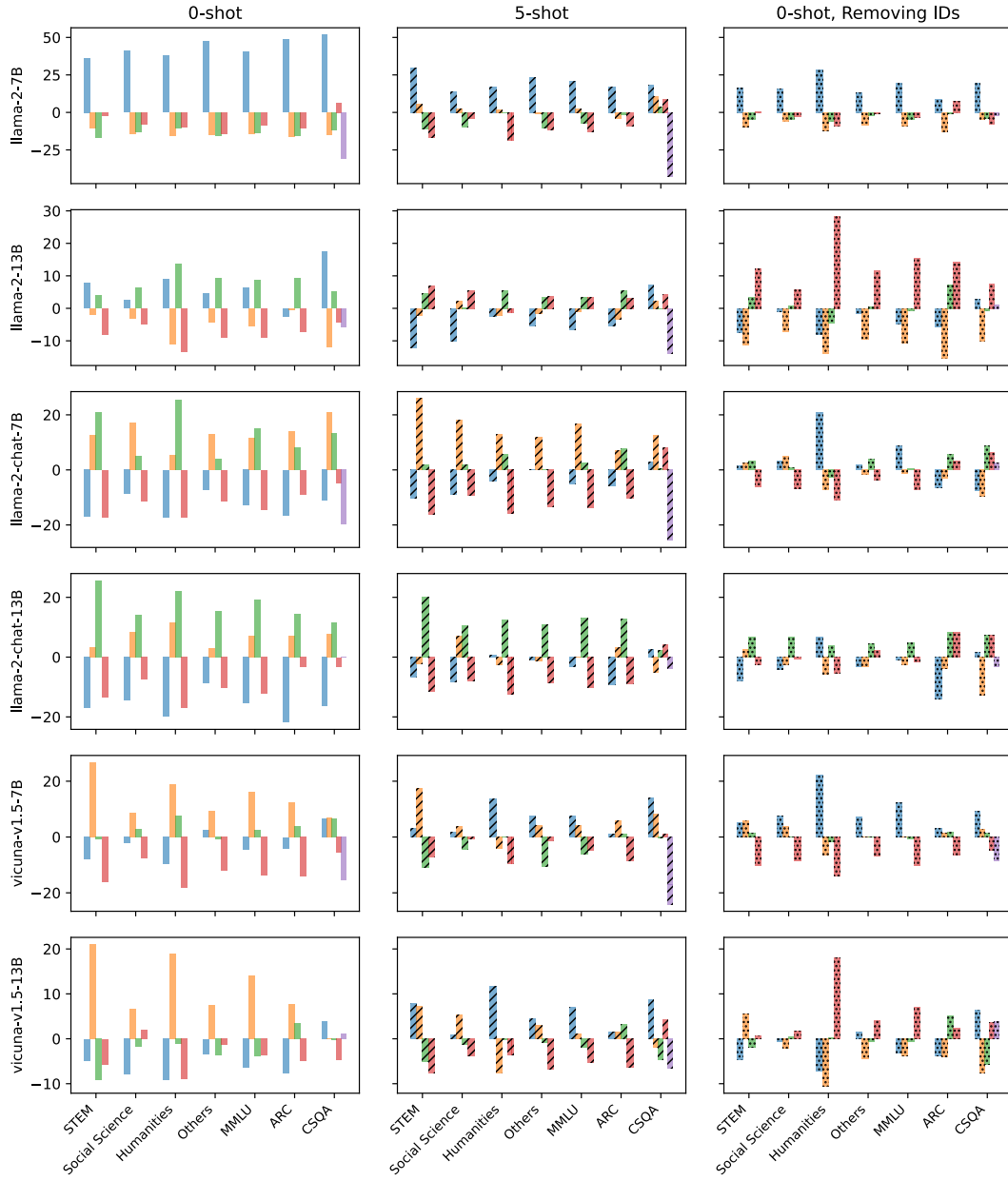


Figure 10: Selection bias of LLMs on various benchmarks (part 2).

D INTERPRETATION OF PERMUTATION-BASED DEBIASING

Our probability decomposition assumption (Equation 4) can also give a theoretical interpretation of the permutation-based debiasing baseline (Equation 1). Note that g_I is the inverse mapping of f_I : $g_I = f_I^{-1}$, so we can rewrite Equation 4 as:

$$P_{\text{observed}}(d_{g_I(i)}|q, x^I) = \frac{1}{Z_{q, x^I}} P_{\text{intrinsic}}(o_i|q, x) P_{\text{prior}}(d_{g_I(i)}|q), \quad \forall I \in \mathcal{I}, i \in \{1, 2, \dots, n\}. \quad (10)$$

By taking the logarithm and summing over $I \in \mathcal{I}$, we can similarly derive:

$$\sum_{I \in \mathcal{I}} \log P_{\text{observed}}(d_{g_I(i)}|q, x^I) = |\mathcal{I}| \log P_{\text{intrinsic}}(o_i|q, x) + \sum_{I \in \mathcal{I}} \log P_{\text{prior}}(d_{g_I(i)}|q) + C \quad (11)$$

$$= |\mathcal{I}| \log P_{\text{intrinsic}}(o_i|q, x) + \frac{|\mathcal{I}|}{n} \sum_{j=1}^n \log P_{\text{prior}}(d_j|q) + C \quad (12)$$

$$= |\mathcal{I}| \log P_{\text{intrinsic}}(o_i|q) + C', \quad \forall i \in \{1, 2, \dots, n\}, \quad (13)$$

and obtain:

$$P_{\text{intrinsic}}(o_i|q, x) = \text{softmax} \left(\frac{1}{|\mathcal{I}|} \sum_{I \in \mathcal{I}} \log P_{\text{observed}}(d_{g_I(i)}|q, x^I) \right) \quad (14)$$

$$\approx \frac{1}{|\mathcal{I}|} \sum_{I \in \mathcal{I}} P_{\text{observed}}(d_{g_I(i)}|q, x^I) = \tilde{P}(o_i|q, x), \quad \forall i \in \{1, 2, \dots, n\}, \quad (15)$$

where the approximation holds when the variance of $\{P_{\text{observed}}(d_{g_I(i)}|q, x^I) | I \in \mathcal{I}\}$ is not too large.

E SUPPLEMENTARY EXPERIMENTAL RESULTS

Table 4: Breakdown of the debiasing results (0-shot), measured by standard deviation of recalls (RStd) and accuracy (Acc).

Models \ Methods	Default		Removing IDs		Cyclic Perm		PriDe (5%)		PriDe (40%)	
	RStd	Acc	RStd	Acc	RStd	Acc	RStd	Acc	RStd	Acc
MMLU	Cost: $\times 1$		Cost: $\times 1$		Cost: $\times 4$		Cost: $\times 1.15$		Cost: $\times 2.2$	
llama-7B	18.5	33.7	5.2	33.4	4.7	43.5	5.5	35.3	5.1	38.4
llama-13B	17.4	34.6	2.6	29.1	2.9	47.7	5.7	36.4	3.9	40.4
llama-30B	8.5	53.1	7.0	49.3	3.2	57.2	3.6	54.0	3.4	55.1
llama-2-7B	23.0	35.8	11.2	37.0	6.1	46.6	5.5	40.2	4.9	42.6
llama-2-13B	7.5	50.8	9.6	44.7	4.5	54.7	2.3	51.8	2.2	52.9
llama-2-chat-7B	13.5	45.8	5.7	45.0	3.0	49.3	7.9	46.4	5.4	47.5
llama-2-chat-13B	14.3	52.1	2.9	51.0	3.9	55.4	8.2	53.5	4.7	54.2
vicuna-v1.3-7B	5.3	46.2	1.9	44.2	5.1	48.7	3.7	46.6	3.1	47.4
vicuna-v1.3-13B	10.5	50.2	2.0	49.8	4.4	53.5	3.6	50.8	3.5	51.8
vicuna-v1.3-33B	8.2	57.0	6.0	57.1	2.2	60.6	7.0	57.6	5.0	58.6
vicuna-v1.5-7B	10.9	48.7	7.9	46.5	5.2	51.0	5.2	49.1	3.3	49.8
vicuna-v1.5-13B	8.2	54.4	4.3	53.1	4.8	56.6	2.5	55.2	2.2	55.8
gpt-3.5-turbo	5.5	67.2	1.0	66.7	1.1	69.8	2.8	68.0	2.2	68.5
Δ Average			-6.5	-1.8	-7.7	+5.0	-6.8	+1.2	-7.9	+2.6
ARC	Cost: $\times 1$		Cost: $\times 1$		Cost: $\times 4$		Cost: $\times 1.15$		Cost: $\times 2.2$	
llama-7B	9.9	38.6	4.9	36.0	2.7	48.0	4.0	40.1	2.3	43.3
llama-13B	14.2	51.3	2.3	27.8	1.1	59.6	7.7	51.6	4.2	55.2
llama-30B	4.6	67.6	5.3	63.5	2.8	73.0	3.7	67.1	2.2	68.7
llama-2-7B	27.4	36.0	8.5	40.7	2.1	55.8	7.8	45.8	4.5	49.4
llama-2-13B	6.0	62.9	11.5	53.0	1.4	66.3	4.8	63.9	3.1	64.9
llama-2-chat-7B	12.4	56.5	4.8	53.7	1.8	59.7	7.3	57.5	4.7	58.4
llama-2-chat-13B	13.7	64.4	9.2	64.0	3.0	69.6	8.5	66.1	5.6	67.2
vicuna-v1.3-7B	8.6	53.5	3.1	53.6	0.9	55.7	4.2	53.8	2.7	54.7
vicuna-v1.3-13B	8.3	62.9	4.3	61.5	2.9	66.8	4.7	64.1	2.0	64.6
vicuna-v1.3-33B	4.4	72.9	3.6	74.3	2.2	77.6	4.1	72.9	2.8	74.8
vicuna-v1.5-7B	9.8	58.5	3.8	56.5	1.9	62.1	5.8	59.0	4.2	60.3
vicuna-v1.5-13B	6.2	69.7	3.9	67.7	1.3	71.1	3.7	69.8	2.8	70.2
gpt-3.5-turbo	3.3	84.3	0.6	84.9	1.6	85.0	2.3	84.2	2.1	84.1
Δ Average			-4.8	-3.2	-7.9	+5.5	-4.6	+1.3	-6.6	+2.8
CSQA	Cost: $\times 1$		Cost: $\times 1$		Cost: $\times 5$		Cost: $\times 1.2$		Cost: $\times 2.6$	
llama-7B	21.6	36.4	7.9	26.6	2.9	53.0	8.5	38.5	4.9	45.2
llama-13B	19.9	55.3	1.6	39.4	2.3	64.2	9.5	59.4	6.7	60.6
llama-30B	11.2	66.0	7.6	52.6	2.7	71.1	9.0	65.8	6.8	68.2
llama-2-7B	28.4	31.9	9.9	32.2	0.8	56.0	9.9	41.5	6.0	46.3
llama-2-13B	10.2	57.0	5.8	43.8	1.3	66.6	7.4	58.4	5.7	61.4
llama-2-chat-7B	15.2	56.5	7.4	53.5	1.2	64.8	10.1	59.5	6.3	61.6
llama-2-chat-13B	9.8	64.0	7.5	54.2	2.0	68.8	6.3	65.2	3.6	66.4
vicuna-v1.3-7B	8.3	56.9	0.9	57.2	1.8	62.8	4.0	57.9	2.4	59.4
vicuna-v1.3-13B	12.9	63.4	8.0	63.2	3.8	69.9	6.6	65.3	5.3	66.9
vicuna-v1.3-33B	8.2	68.9	8.8	70.1	2.7	72.8	5.1	69.9	3.9	70.9
vicuna-v1.5-7B	9.1	60.4	6.2	56.4	0.8	64.7	4.1	61.1	2.9	62.3
vicuna-v1.5-13B	2.8	67.1	5.6	62.1	1.3	70.3	2.5	67.1	2.1	68.4
gpt-3.5-turbo	2.2	76.1	2.1	76.1	1.2	78.0	2.2	76.4	1.9	77.0
Δ Average			-6.7	-6.0	-10.4	+7.9	-5.7	+2.0	-7.8	+4.2

Table 5: Breakdown of the debiasing results (5-shot).

Models \ Methods	Default		Removing IDs		Cyclic Perm		PriDe (5%)		PriDe (40%)	
	RStd	Acc	RStd	Acc	RStd	Acc	RStd	Acc	RStd	Acc
MMLU	Cost: $\times 1$		Cost: $\times 1$		Cost: $\times 4$		Cost: $\times 1.15$		Cost: $\times 2.2$	
llama-7B	12.5	34.5	2.8	39.3	4.8	44.5	2.6	35.4	2.4	38.6
llama-13B	14.3	43.5	2.6	45.0	4.7	51.1	4.6	45.7	4.4	47.7
llama-30B	4.5	58.7	2.9	55.9	3.0	61.1	4.5	58.8	3.3	59.6
llama-2-7B	12.6	44.6	4.1	45.7	4.7	50.0	7.7	45.8	6.3	47.4
llama-2-13B	4.1	55.5	5.6	54.7	4.2	57.2	3.6	54.5	3.6	55.4
llama-2-chat-7B	11.1	46.2	3.6	49.3	4.2	50.7	5.7	47.1	4.5	48.5
llama-2-chat-13B	8.4	53.8	2.8	56.5	4.4	56.9	5.7	54.4	4.9	55.2
vicuna-v1.3-7B	7.5	46.6	5.9	45.9	4.7	50.1	1.2	47.0	1.6	48.2
vicuna-v1.3-13B	8.0	51.6	0.9	52.4	3.0	55.7	4.2	52.3	3.3	53.6
vicuna-v1.3-33B	5.4	59.2	3.2	60.7	2.7	62.4	4.3	59.2	3.3	60.3
vicuna-v1.5-7B	5.8	50.0	5.3	50.8	4.2	53.2	4.4	50.6	3.8	51.5
vicuna-v1.5-13B	4.5	55.9	1.8	57.9	4.6	58.2	5.4	55.7	4.7	56.7
gpt-3.5-turbo	3.8	70.9	0.7	71.8	0.5	73.3	2.1	71.1	1.1	71.9
Δ Average			-4.6	+1.2	-4.1	+4.1	-3.6	+0.5	-4.3	+1.8
ARC	Cost: $\times 1$		Cost: $\times 1$		Cost: $\times 4$		Cost: $\times 1.15$		Cost: $\times 2.2$	
llama-7B	18.8	38.8	6.7	46.2	1.9	51.6	4.7	39.6	3.3	44.1
llama-13B	12.9	55.4	1.5	56.0	2.6	62.0	10.2	56.5	6.9	58.7
llama-30B	3.2	73.0	3.1	74.8	2.2	76.7	3.7	73.4	2.4	74.9
llama-2-7B	9.7	56.0	1.6	56.8	2.6	61.8	7.2	57.5	3.8	59.2
llama-2-13B	4.5	66.8	6.6	68.4	2.3	69.8	4.9	67.2	3.8	68.5
llama-2-chat-7B	7.8	58.8	3.0	60.1	3.3	62.6	5.6	58.9	4.0	60.2
llama-2-chat-13B	9.2	68.1	8.3	70.0	3.7	71.1	4.9	68.6	3.1	69.4
vicuna-v1.3-7B	6.0	57.4	1.7	55.9	2.4	59.3	5.0	57.3	4.1	57.8
vicuna-v1.3-13B	5.6	65.8	3.9	67.0	2.2	68.4	5.4	66.0	3.1	67.2
vicuna-v1.3-33B	3.8	74.7	2.4	78.0	3.5	79.2	3.2	74.9	2.4	76.1
vicuna-v1.5-7B	5.2	62.4	5.5	61.6	2.3	64.9	7.0	62.9	5.1	63.7
vicuna-v1.5-13B	3.7	71.6	4.7	72.8	2.5	72.6	4.8	71.4	2.9	71.9
gpt-3.5-turbo	1.9	86.6	0.9	86.1	1.6	88.0	1.9	86.8	1.8	87.3
Δ Average			-3.3	+1.4	-4.6	+4.0	-1.8	+0.4	-3.5	+1.8
CSQA	Cost: $\times 1$		Cost: $\times 1$		Cost: $\times 5$		Cost: $\times 1.2$		Cost: $\times 2.6$	
llama-7B	22.4	42.3	5.0	49.8	1.4	58.5	5.6	44.6	3.8	49.4
llama-13B	13.0	62.3	3.4	66.4	2.0	68.5	6.4	62.9	4.1	64.7
llama-30B	4.8	73.6	2.0	76.5	2.8	75.1	3.4	74.0	3.1	74.7
llama-2-7B	21.7	56.4	5.9	64.6	2.4	65.2	8.8	58.0	6.5	60.2
llama-2-13B	7.3	68.2	2.3	70.7	4.2	71.4	5.3	68.5	4.8	69.8
llama-2-chat-7B	13.3	59.8	3.9	67.5	1.4	65.5	12.3	60.5	8.3	62.3
llama-2-chat-13B	3.7	68.3	3.5	72.2	3.1	71.7	6.4	69.6	4.9	70.7
vicuna-v1.3-7B	14.4	58.5	5.0	62.1	1.7	64.7	6.3	60.2	3.9	61.8
vicuna-v1.3-13B	7.5	67.1	4.4	70.3	3.8	69.9	6.8	66.7	5.2	68.0
vicuna-v1.3-33B	4.2	74.8	7.4	77.1	0.7	76.4	6.0	74.3	4.4	74.7
vicuna-v1.5-7B	13.0	61.7	9.0	67.1	0.8	66.4	7.8	62.9	5.2	64.1
vicuna-v1.5-13B	5.7	70.6	2.5	74.3	2.0	73.8	5.4	70.4	4.5	71.8
gpt-3.5-turbo	4.0	79.6	2.7	82.1	1.6	82.1	2.8	80.5	2.3	80.8
Δ Average			-6.4	+4.6	-8.2	+5.1	-4.0	+0.8	-5.7	+2.3

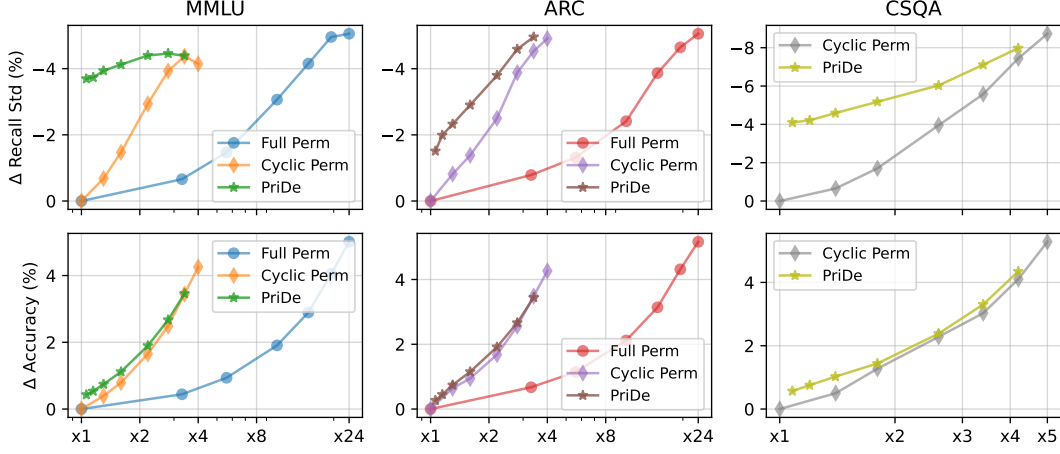


Figure 11: Debiasing results under varying computational cost (5-shot).

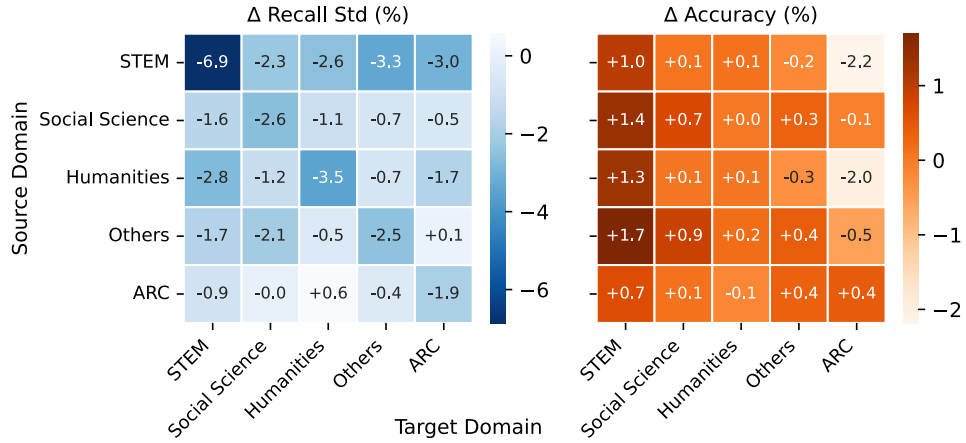


Figure 12: Cross-domain debiasing results (5-shot).

We notice slightly degraded generalization under the 5-shot setting, which can be expected due to both the impact of in-context examples themselves and the alteration of in-context examples.

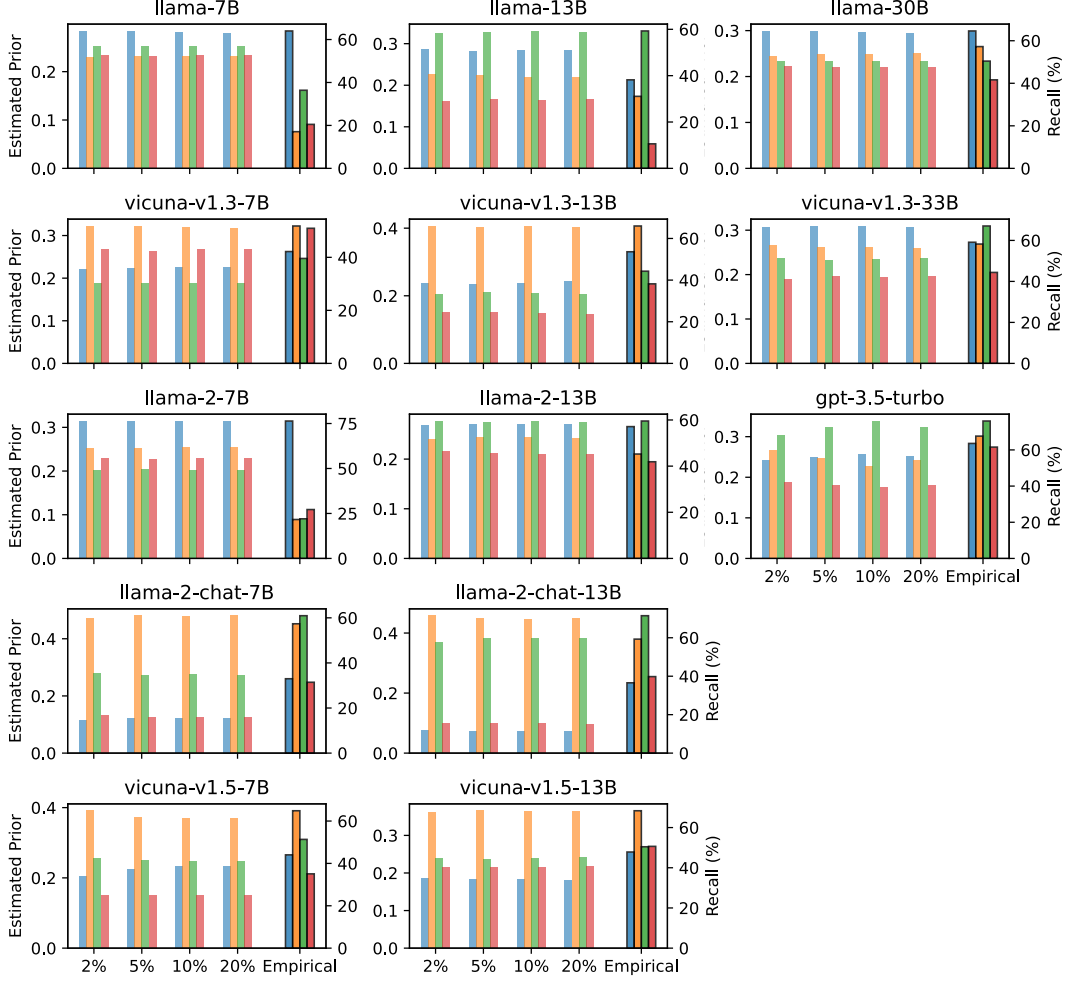


Figure 13: Prior preferences estimated by PriDe with varying sizes of test samples (2%, 5%, 10%, 20%) versus the empirical selection bias of the original model predictions (0-shot MMLU).

We observe that the estimated priors correlate strongly with the empirical selection bias in most cases, except in a few cases where the correlation is moderate, like in llama-2-7B, llama-2-chat-7B, and vicuna-v1.3-33B. Our preliminary investigation suggests that it may be related to the calibration of LLMs (Kadavath et al., 2022). Specifically, the estimated prior probabilities may not necessarily align perfectly with the frequency-based recall balance. Even in the cases where the rankings are the same, the scales may still differ, such as in llama-7B/13B. We conjecture that an ideal alignment generally requires the model to be well-calibrated, i.e., the probabilistic predictions match up with frequencies of correctness (Jiang et al., 2021). We leave this research question for future work.

Table 6: Breakdown of the changes of model predictions after PriDe debiasing (0-shot MMLU, single run, prior estimated with $\alpha = 5\%$ samples and statistics on the remaining samples).

Upper: We show the proportions of test samples where the model predictions change after debiasing (**Changed**). Among these samples, we count the proportions of predictions changing from wrong to wrong ($\mathbf{F} \rightarrow \mathbf{F}$, but no such samples for all the models), from correct to wrong ($\mathbf{T} \rightarrow \mathbf{F}$), and from wrong to correct ($\mathbf{F} \rightarrow \mathbf{T}$).

Middle: We show the probabilities of the original or debiased predicted answers in their respective prediction distributions, i.e., $\max_i P_{\text{observed}}(d_i|q, x)$ or $\max_i \tilde{P}_{\text{intrinsic}}(o_i|q, x)$, averaged over only prediction-changed samples or over all the samples.

Lower: We count where the debiased/original predicted answers are ranked in the original/debiased prediction distributions, presented in descending order, i.e., ranked in first / second / third / last %.

Models	Changed	$\mathbf{F} \rightarrow \mathbf{F}$	$\mathbf{T} \rightarrow \mathbf{F}$	$\mathbf{F} \rightarrow \mathbf{T}$
llama-7B	15.3%	0.0%	45.4%	54.6%
llama-13B	14.5%	0.0%	45.2%	54.8%
llama-30B	6.7%	0.0%	44.5%	55.5%
llama-2-7B	20.7%	0.0%	40.1%	59.9%
llama-2-13B	6.8%	0.0%	44.7%	55.3%
llama-2-chat-7B	7.9%	0.0%	47.8%	52.2%
llama-2-chat-13B	9.0%	0.0%	42.8%	57.2%
vicuna-v1.3-7B	8.5%	0.0%	48.4%	51.6%
vicuna-v1.3-13B	10.1%	0.0%	48.6%	51.4%
vicuna-v1.3-33B	2.4%	0.0%	43.2%	56.8%
vicuna-v1.5-7B	7.8%	0.0%	48.7%	51.3%
vicuna-v1.5-13B	7.8%	0.0%	44.5%	55.5%
gpt-3.5-turbo	3.0%	0.0%	45.8%	54.2%

Models	Original Max Prob (Changed-only)	Original Max Prob (Overall)	Debiased Max Prob (Changed-only)	Debiased Max Prob (Overall)
llama-7B	0.291	0.314	0.285	0.304
llama-13B	0.344	0.453	0.334	0.421
llama-30B	0.316	0.497	0.312	0.493
llama-2-7B	0.313	0.362	0.299	0.344
llama-2-13B	0.316	0.459	0.317	0.455
llama-2-chat-7B	0.513	0.751	0.506	0.743
llama-2-chat-13B	0.546	0.780	0.558	0.767
vicuna-v1.3-7B	0.344	0.578	0.342	0.579
vicuna-v1.3-13B	0.427	0.683	0.407	0.677
vicuna-v1.3-33B	0.397	0.756	0.392	0.757
vicuna-v1.5-7B	0.441	0.691	0.420	0.676
vicuna-v1.5-13B	0.456	0.715	0.430	0.703
gpt-3.5-turbo	0.475	0.860	0.497	0.857

Models	Debiased Prediction Ranked in Original Distribution	Original Prediction Ranked in Debiased Distribution
llama-7B	72.8% / 18.7% / 6.7% / 1.8%	72.8% / 22.1% / 5.1% / 0.0%
llama-13B	75.1% / 16.7% / 6.6% / 1.7%	75.1% / 12.8% / 8.9% / 3.2%
llama-30B	88.2% / 8.9% / 2.2% / 0.7%	88.2% / 9.9% / 1.7% / 0.2%
llama-2-7B	62.8% / 17.3% / 14.8% / 5.2%	62.8% / 24.2% / 11.3% / 1.7%
llama-2-13B	88.8% / 10.0% / 1.2% / 0.0%	88.8% / 8.0% / 3.0% / 0.2%
llama-2-chat-7B	86.9% / 10.6% / 2.2% / 0.3%	86.9% / 10.6% / 2.4% / 0.0%
llama-2-chat-13B	85.5% / 12.6% / 1.7% / 0.1%	85.5% / 10.7% / 3.7% / 0.1%
vicuna-v1.3-7B	84.1% / 11.0% / 4.6% / 0.3%	84.1% / 9.3% / 6.3% / 0.3%
vicuna-v1.3-13B	82.3% / 12.2% / 4.6% / 1.0%	82.3% / 15.4% / 2.0% / 0.4%
vicuna-v1.3-33B	96.0% / 3.5% / 0.5% / 0.1%	96.0% / 3.7% / 0.3% / 0.0%
vicuna-v1.5-7B	86.2% / 11.9% / 1.4% / 0.4%	86.2% / 12.1% / 1.3% / 0.4%
vicuna-v1.5-13B	87.4% / 11.2% / 1.3% / 0.1%	87.4% / 11.9% / 0.6% / 0.0%
gpt-3.5-turbo	96.0% / 3.8% / 0.2% / 0.0%	96.1% / 3.5% / 0.4% / 0.0%