

Unveiling the frontiers of deep learning: innovations shaping diverse domains

Shams Forruque Ahmed^{1,*}, Md. Sakib Bin Alam², Maliha Kabir¹, Shaila Afrin¹, Sabiha Jannat Rafa¹, Aanushka Mehjabin¹, Amir H. Gandomi^{3,4*}

¹ Science and Math Program, Asian University for Women, Chattogram 4000, Bangladesh

² Data Science and Artificial Intelligence, Asian Institute of Technology, Chang Wat Pathum Thani 12120, Thailand

³ Faculty of Engineering & Information Technology, University of Technology Sydney, NSW, 2007, Australia

⁴ University Research and Innovation Center (EKIK), Óbuda University, 1034 Budapest, Hungary

*Corresponding authors: shams.ahmed@auw.edu.bd, shams.f.ahmed@gmail.com (Shams Forruque Ahmed); gandomi@uts.edu.au (Amir H. Gandomi)

Abstract

Deep learning (DL) enables the development of computer models that are capable of learning, visualizing, optimizing, refining, and predicting data. In recent years, DL has been applied in a range of fields, including audio-visual data processing, agriculture, transportation prediction, natural language, biomedicine, disaster management, bioinformatics, drug design, genomics, face recognition, and ecology. To explore the current state of deep learning, it is necessary to investigate the latest developments and applications of deep learning in these disciplines. However, the literature is lacking in exploring the applications of deep learning in all potential sectors. This paper thus extensively investigates the potential applications of deep learning across all major fields of study as well as the associated benefits and challenges. As evidenced in the literature, DL exhibits accuracy in prediction and analysis, makes it a powerful computational tool, and has the ability to articulate itself and optimize, making it effective in processing data with no prior training. Given its independence from training data, deep learning necessitates massive amounts of data for effective analysis and processing, much like data volume. To handle the challenge of compiling huge amounts of medical, scientific, healthcare, and environmental data for use in deep learning, gated architectures like LSTMs and GRUs can be utilized. For multimodal learning, shared neurons in the neural network for all activities and specialized neurons for particular tasks are necessary.

Keywords: Deep learning; Deep learning architecture; Natural language processing; Computer vision; Deep neural network

1. Introduction

Deep learning is a method for constructing computational models composed of numerous processing layers in order to investigate and learn the demonstrations of multiple abstraction data. Utilizing these pathways, improvements have been made in various sectors, including audio-visual technology, better recognition and detection, genomics, proteomics, biomedicine, drug discovery, environment, and security. Deep learning unravels and identifies the underlying structures within massive datasets utilizing several algorithms, such as back-propagation, to learn and apply changes to given conditions as a machine would [1]. Deep learning exhibits advantages over earlier machine learning and artificial intelligence algorithms that lack the ability to analyze natural raw data. By utilizing methods

like representation learning, a system is able to take raw data as input and determine the necessary patterns for analysis. Deep learning takes into account many layers of representation data, each of which has an effect on the other. It is essential to examine the recent advancements and applications of deep learning in the potential fields, including audio-visual data processing [2][3][4], agriculture [5][6][7][8], transportation prediction [9][10][11], natural language [12][13], biomedicine [14][15], disaster management [16][17], bioinformatics [18][19][20], healthcare [21][22], drug design [23][24], genomics [25], face recognition [26][27] and ecology [28][29], in order to understand the present state of deep learning. Numerous surveys have been conducted on the analysis of medical image segmentation, reviewing different analysis techniques. While many types of analysis were discussed, the technical details around them were not [30]. For instance, Litjens et al. [31] adopted a broad approach to medical image segmentation and reviewed many different subfields, which did not help to limit the topic. Hesamian et al. [32] shed light on the machine learning and artificial intelligence techniques utilized in recent biomedical image research, focusing on their structure and methodology, and evaluating their benefits and limitations. However, they did not discuss the difficulties of black boxes and the inaccessibility of complex neural networks to human cognition.

Several studies [33–36] evaluated features of deep learning-based audio-visual data processing, such as text analysis, activity recognition, and face recognition, without exploring the difficulties of black boxes or data privacy issues. Particularly, in the sampling of text and picture data, the processing of personally identifiable information is subject to numerous legal constraints that are not adequately clarified. Sorting and analyzing biomedical data are crucial challenges in the health industry since it is so complicated, varied, and dispersed. Health records, picture records, genomes, proteomics, transcriptomics, sensory data, and texts are just a few examples of the many types of data produced by the biomedical sector. To accurately forecast, represent, analyze, and sort this data, deep learning-based data mining approaches have proven to be both effective and fast. The usage of spiking neural networks (SNNs), which are constructed to emulate the information processing methods in biological systems, was reviewed by Pfeiffer et al. [37]. However, the study failed to address the issues posed by these systems, such as the fact that massive volumes of data input cause delays and fail to incorporate uncertainties. Many other reviews concentrating on deep learning techniques for health data overlook the challenges posed by poor data quality and excessive data volume [38]. Privacy problems of health data and genomic data are commonly disregarded in data mining approaches in biomedicine and bioinformatics [39,40]. Yuan et al. [41] reviewed conventional neural network and deep learning approaches, which pertain to the development of environmental remote sensing procedures, and their applications in environmental monitoring. Nevertheless, the authors did not explain how to deal with issues like incomplete or inaccurate data, complex domains, inaccurate models, or the difficulty of using a multidisciplinary approach to merge disciplines.

The numerous research areas surveyed by Kamilaris et al. [42] applied deep learning approaches to address issues in agricultural and food production. The researchers found that deep learning can outperform conventional methods in terms of providing accurate results. Another study [43] on plant diseases reported that deep neural network (DNN) models are effective in simulating a warning mechanism for specific diseases. Unfortunately, data collection, data volume, data structure, as well as domain complexity and modelling were not addressed in either of these studies. Moreover, these reviews barely explored the issue of data representation, despite the fact that reliable data is essential

for productive research. Based on a survey of the current literature, there has not been a comprehensive assessment of the applications of deep learning that discusses the most prevalent obstacles associated with deploying deep learning in each of these domains across a wide variety of industries. Therefore, this review aims to combine a wide range of topics, including information technology, biomedical research, health, the environment, and agriculture. In addition, a review of common obstacles encountered in most disciplines is conducted while employing deep learning methods. This report can be used as a single resource for studying and learning several applications of deep learning in a range of sectors, as well as for gaining an understanding of potential implementation issues with deep learning. This study will facilitate the work of academics by collecting several evaluations of applications from various fields and the common deep learning challenges in these domains.

2. Deep learning frameworks

Deep learning techniques can be referred to as a representation learning method, which has many layers of representation. These representation components can be created by building non-linear elements that can successively change the degree of representation into a subsequent abstract level. Deep learning can perform very complicated functions by combining these modifications. There are many deep learning frameworks that are used to develop solutions for complex problems, such as Caffe, Caffe2, MXNet, Computational Network Tool Kit (CNTK), Torch, Theano, and TensorFlow, which are discussed in this section [44]. The advantages and disadvantages of the DL frameworks are summarized in Table 1.

Caffe

Caffe stands for convolutional architecture for rapid feature embedding. It is a free and open-source DL framework that allows its users to explore complex structures. This library was created in C++ by the BVLC centre and is often used in Matlab and Python [45]. One study found that Caffe can handle dealing with more than forty million pictures each day only with a Titan GPU or K40 [46]. In Caffe, data are received by data layers. Because of the standard picture formats of these data layers (.gif, .tiff, .jpg, .jpeg, .png, .pdf), Hierarchical Data Format (HDF5) and efficient databases are acceptable. Moreover, in another research, it was found that if Caffe can be incorporated with cuDNN, then it enhances the productivity rate by 36% without using much memory [47].

Caffe2

Caffe2 is an advanced version of Caffe created by Yangqing Jia, the same person who created Caffe. After Yangqing Jia began operating for Facebook, they collaborated with Facebook and NVIDIA to create the Caffe2 framework, which is based on Caffe [48]. Caffe2 addresses several of Caffe's shortcomings, including vast dispersed training, deployment in mobile systems, and additional equipment support for quantized processing. NVIDIA is an excellent support system for Caffe2, which includes Python and C++ APIs [49]. This enables it to prototype and refine projects fast.

MXNet

MXNet is a multilingual deep learning framework that has been made to achieve speed and flexibility [50]. Pedro Domingos and a team of scientists created MXNet, which is also an addition of DMLC (Distributed (Deep) Machine Learning Common). This framework is highly scalable with a small memory footprint. It can operate on a vast range of platforms, which include GPU systems and mobile devices and can perform a numerical calculation with a short code of Python and R for dispersed networks and GPU. It supports both imperative and symbolic programming, which use NDAarray API and Symbol API, respectively [51].

Computational Network Tool Kit (CNTK)

CNTK is a deep learning framework that features Python API and is built on top of C++ code, which was developed by Microsoft [52]. This framework portrays neural networks as a sequential computational process. CNTK can readily combine some of the prominent architectures like convolutional neural networks (CNNs), Feed-forward DNNs, and recurrent neural networks (RNNs/LSTMs). C# and BrainScript are supported by CNTK, which both offer increased and minimal APIs for simplicity of usage and versatility. In a study, CNTK was evaluated using a system of several GPUs in a thoroughly linked four-layer neural network [53] and showed to outperform Caffe, TensorFlow, Theano, and Torch [54].

Torch/PyTorch

Torch is a DL framework written in the Lua programming language. A tensor or an array is used in many of the functions in the torch. These functions include memory exchange, indexing, slicing, and resizing [55]. The torch was designed by Facebook in 2017 and employs dynamic graphics to manage variable-length deliverables. PyTorch is the Python version of Torch [56]. It is written in Python, C, and CUDA and features acceleration libraries from Intel and NVIDIA. This feature has aided PyTorch's rapid growth and adoption among academic communities.

Theano

Theano is a Python deep learning framework that acts as a compiler for numerical expressions and allows developers and users to evaluate their mathematical process via NumPy's syntax [57]. This package was created at the lab of the University of Montreal. Some packages have been designed to increase the capabilities of Theano's, such as Pylearn2 [58], Blocks [59], Lasagne [60], and Keras [61]. Although Theano's development team actively developed and expanded its infrastructure, its development ended in 2017.

TensorFlow

TensorFlow is a deep learning framework that employs an individual data flow graph to define all mathematical operations to provide exceptional throughput [62]. It is an open-source framework that was developed by the Google brain team. TensorFlow creates huge computational networks, wherein every node in the graph refers to a mathematical function and the edges indicate node interaction [63]. This data flow graph specifically conducts interaction between a large part of the computational system, allowing for concurrent execution of separate

calculations or the deployment of numerous devices to run partition operations [64]. TensorFlow constructs and executes these graphs using APIs from multiple programming languages, including Python, C++, and Java.

Table 1. Advantages and disadvantages of the DL frameworks, with brief descriptions of each

DL frameworks	Brief description	Advantages	Disadvantages
Caffe	Caffe represents convolutional architecture for rapid feature embedding. It is a freely available DL framework that may be used to analyze complicated networks.	<ul style="list-style-type: none"> – The code is ideally suited for research due to its flexibility. – Caffe nicely functions with CNN architecture. – It allows the adjustment of training models without writing perfect code. 	<ul style="list-style-type: none"> – Caffe does not have good documentation. – It has poor and cumbersome performance in big neural networks and RNN architecture. – Its development has become slow.
Caffe2	Caffe2 is an improved variant of Caffe. It fixes a number of issues with Caffe, including scalability, portability, and the lack of hardware support for quantized processing.	<ul style="list-style-type: none"> – Caffe2 is a cross-platform deep learning framework. It can be used in mobile networking systems or edge computing systems. – Caffe2 is said to be supported by Amazon, Intel, Qualcomm, and NVIDIA because of its scalability and robustness in operation. 	<ul style="list-style-type: none"> – Compatibility with Caffe2 can be challenging for new users. – It does not support dynamic graph computations.
MXNet	MXNet is a fast and flexible deep learning framework developed for several languages. It has a small memory footprint while still being extremely scalable.	<ul style="list-style-type: none"> – It supports high-level programming languages such as C++, R, Python, Scala, JavaScript, Perl, Go, Julia, Matlab, and Wolfram. – It supports dynamic graph computations. – Open Neural Network Exchange (ONNX) format also works in MXNet, which makes it simple to switch between other DL frameworks and libraries. 	<ul style="list-style-type: none"> – It is not compatible with some APIs.
CNTK	As a deep learning framework, CNTK is written in C++ and supports a Python API. CNTK makes it simple to combine popular network architectures including CNNs, Feed-forward DNNs, and RNNs/LSTMs.	<ul style="list-style-type: none"> – CNTK provides dependable and superior functionality. – It's compatible with Azure Cloud, which is supported by Microsoft. – The control and use of resources are both efficient. 	<ul style="list-style-type: none"> – It is hard for beginners. – As it's significantly new, it does not have vast community support.

Torch/PyTorch	<p>The Torch framework for deep learning was developed in Lua.</p> <p>Many Torch operations depend on either a tensor or an array.</p>	<ul style="list-style-type: none"> – Torch contains a lot of effective extensions and support – It provides GPU support that is both quick and effective. – It is research-friendly. 	<ul style="list-style-type: none"> – Only the smaller scale projects can be run on this – Lua has become a mid-level programming language thus it is not popular anymore.
Theano	<p>Theano is a numerical expression compiler for the Python deep learning framework NumPy, enabling both programmers and data scientists to assess the efficacy of their own mathematical procedures in the context of the framework.</p>	<ul style="list-style-type: none"> – Theano is a cross-platform framework and open source. – It provides support in GPU and mathematical calculations can be done faster. – It makes RNNs efficient because of symbolic API. 	<ul style="list-style-type: none"> – No longer under development. – Low-level API. – Theano is tough to utilize explicitly for constructing deep learning models.
TensorFlow	<p>The TensorFlow deep learning system expresses all mathematical operations using a single data flow graph, resulting in extremely high throughput. The Google Brain team developed this open-source platform to help advance artificial intelligence.</p>	<ul style="list-style-type: none"> – TensorFlow is an open-source, popular and swiftly changing framework available. – It has a powerful numerical library that acts as the foundation for deep learning research. – Efficiently work with numerical expressions which have a multidimensional array. – It has great computational versatility across machines and large datasets. 	<ul style="list-style-type: none"> – A low-level API makes generating DL models tough.

3. Recent advancements and applications of deep learning

Deep learning has addressed challenges that were considered to be impossible a few years back. Specifically, it has been successful in handling issues that conventional machine algorithms failed to do; such as deep learning has revolutionized image and video analysis where traditional methods often struggle with variations in lighting, angles, and backgrounds. Because of its exceptional data handling feature, it has piqued the interest of professionals who are bombarded with all kinds of data. The advancement and application of deep learning (**Fig. 1**) have increased over the years.

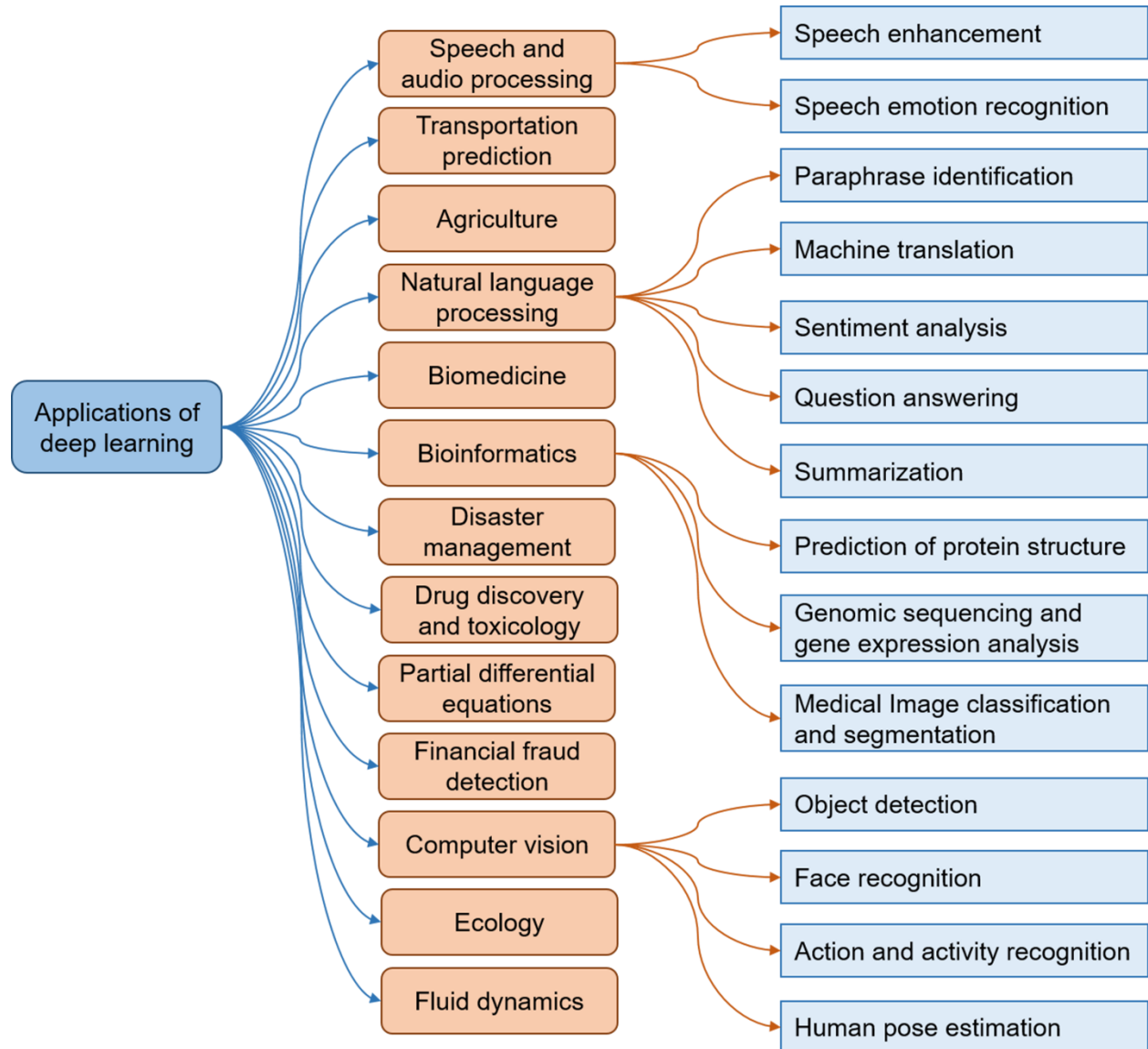


Fig. 1. Applications of deep learning in potential sectors

Natural language processing is one of the fields that has benefited significantly from deep learning, which is used in the various domains of natural language processing like the translation of audio and machines [65]. In 2015,

Google debuted the word lens identification engine based on deep learning. The best feature of a word lens is that it can read the texts instantaneously and convert them into the target language [66]. Another field where deep learning is being immensely used is transportation. As the world population is increasing, a smart transportation system is in demand. In the transportation sector, deep learning is being used in Destination Prediction [67], Demand Prediction [68,69], Traffic Flow Prediction [70,71], [72], Travel Time Estimation [73,74], Predicting Traffic Accident Severity [75,76], Predicting the Mode of Transportation [77], Trajectory Clustering [78,79], Navigation [80,81], Demand Serving [82,83], and Traffic Signal Control [84,85]. Implementation of DL in the bioinformatics domain has increased substantially over the years. In this area, DL has been mostly used to predict the structure of proteins [86,87], gene regulations and expressions [88,89], precision medicine [90,91], biomedical imaging [92,93], localization of cells [94,95], clustering [96,97], classification of proteins [98,99] and so on. Techniques of DL have become one of the key elements in many multimedia systems [100]. Systems like Convolutional Neural Networks (CNNs) have presented noteworthy outcomes in various tasks from the real world, such as the detection of objects and processing of visual data, including images and videos. There have been numerous advancements, including the development of event detection from sports videos [101], new techniques like recurrent convolution networks (RCNs) for video processing [102], the use of intermediate CNN layers [97], and Gated Recurrent Unit for improving the sparsity and locality in modules.

3.1. Speech and audio processing

Speech and audio have been proven as two important modes of communication in human history. Deep learning technologies have made significant progress in the field of speech processing. Unlike traditional speech enhancement techniques that rely on a statistical model, deep learning models are data-driven. Deep learning is among the most important technologies nowadays and, thus, merits its own study. Mapping-based and masking-based are the types of DL approaches that are used in speech enhancement [103]. Moreover, DL methods for speech emotion recognition have several advantages over conventional machine learning methods, such as identifying complex systems and no requirement for manual extraction of the features [104]. Also, deep learning has the ability to handle a large number of unlabeled data and a proclivity for obtaining low-level characteristics from provided raw data. Furthermore, many academics have abandoned traditional signal processing approaches for sound production due to the emergence of deep learning algorithms. Deep learning techniques have accomplished eloquent voice generation, audio textures, and melodies from simulated instruments [105]. Deep neural networks have shown excellent progress in audio processing.

3.1.1. Speech enhancement

Speech enhancement is being utilized in video conferencing, hearing aids, microphones, audiovisual screening and so on. In order to have a good speech enhancement system, pattern mining is needed [106]. Processing background noise is considered a good speech augmentation method. There are different types of conventional machine learning approaches available to filter and eliminate the additional noise from the voice signals. In recent years, DL methods have proven beneficial for speech augmentation. The deep neural network (DNN) is the most general technique that has been used to remove noises from large datasets [107]. However, research shows that DNN struggles to adapt to

new voice corpora in low signal-to-noise ratio (SNR) settings [108]. Accordingly, an alternative solution is to utilize a lower frameshift in short-time speech processing that can substantially improve cross-corpus generalization.

Noise suppression is a well-developed field of signal processing [109], yet it still heavily relies on the precise tweaking of estimator techniques and variables. In a study, hybrid deep learning technologies were proposed to eliminate noise from the background [110]. In this technique, a great emphasis is placed on minimizing complications while obtaining highly improved speech. This method proves more viable than a standard lowest mean squared error spectrum estimator.

In order to achieve a significant speech enhancement performance, a large DNN is needed, which is computer- and memory-intensive [111]. Therefore, making such a speech enhancement system is challenging to deploy because of timing constraints and minimal resources of hardware. One study introduced two compression models for DNN-based speech enhancements that mainly include quantization to minimize model size based on clustering, sparse regularization, and repeated pruning [112]. Moreover, experimental results indicate that this method decreases the size of four distinct models by a substantial amount without affecting their enhancing performance.

3.1.2. Speech emotion recognition (SER)

Speech emotion recognition (SER) refers to identifying the underlying emotion in a text or speech regardless of the semantic content. Implementation of deep learning in SER has made it possible to detect emotion in a speech in real-time situations [113]. Several researches have aimed to enhance the SER technique using deep learning methods. In a study, a dynamic SER identification system was developed based on aural and visual data processing [114]. In this system, a total of 88 characteristics (Mel Frequency Cepstral Coefficients (MFCC), filter bank energies (FBEs)) are employed to minimize the earlier retrieved features using principal component analysis (PCA) [115]. A comparison of deep learning flow versus conventional machine learning flow techniques for SER is shown in Fig. 2.

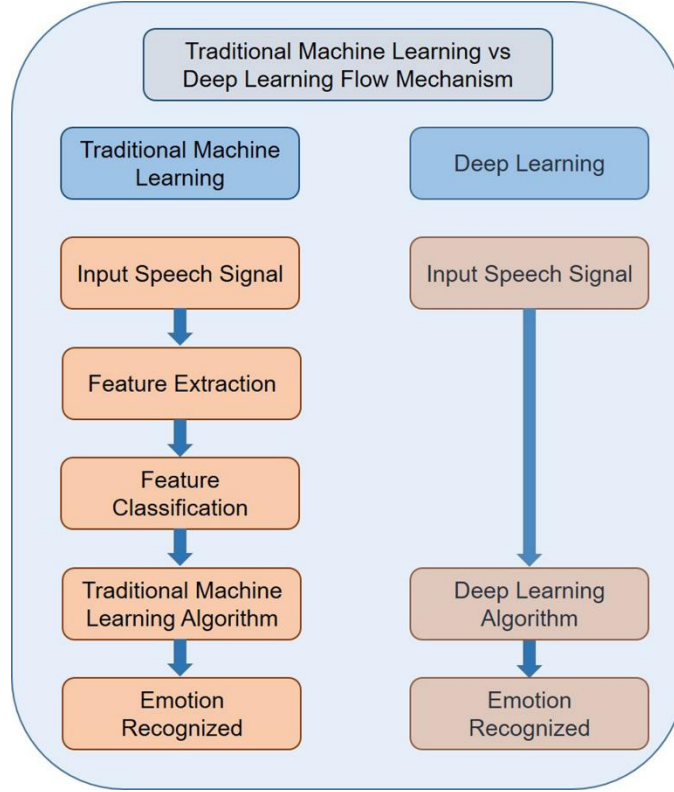


Fig. 2. Traditional machine learning vs deep learning flow process (modified from [116])

Surekha [117] utilized GMM classifiers in the SER system to detect five emotions by applying the Berlin Emotional Speech database. An acoustic feature, which is called the MFCC with the Teager Energy Operator (TEO), was used as a prosodic. This approach was employed in another study where 13 MFCC special features derived from the audio data were utilized to identify seven emotions [118]. In this method, the Logistic Model Tree (LMT) method was used, which has a 70% accuracy rate. Nevertheless, there are some challenges related to SER that needs to be addressed. For instance, an issue with emotional speech datasets is annotation ambiguity [119]. In a specific task like picture classification, a car will always be labeled as a car, yet in an emotional discourse, asserting something strongly may be categorized as anger. This bias in categorization complicates the work while also limiting the ability to combine datasets and generate emotional supersets.

3.2. Transportation prediction

Recently, researchers have been using deep learning techniques in the intelligent transportation system. Previously, analytical or statistical methods were used to solve problems in this domain. These enhancements have aided traffic management and planning, raised transit road safety and security, reduced maintenance costs, improved public transportation and ride-sharing firm performance, and propelled driverless car development to a new level. Zheng et al. [120] presented a DL model that automatically extracts fundamental properties of traffic flow data using hybrid and multiple layer architectures. They designed an attention-based ConvLSTM module that extracts spatial and short-term temporal features using a CNN and LSTM network. By automatically employing various weights to

flow sequences at different periods, the attention method was correctly constructed to discern the relevance of the sequences at several intervals. In order to investigate long-term temporal features, the researchers proposed a bidirectional-LSTM (Bi-LSTM) architecture that extracts regular (daily and weekly) periodical features in order to grab the variance trend of traffic flow in prior and posterior orientation. However, only relatively small and simple road networks were considered in the study, which are more complicated and large scale. As a result, CNN and Bi-LSTM methods might be unable to completely utilize traffic flow's complex and dynamic properties.

A multistep prediction model built on attention mechanism-based Convolution Neural Network-LSTM was proposed by Vijayalakshmi et al. [121]. To increase model accuracy, the suggested technique employs the spatial and time-based features of data, which are retrieved by CNN and LSTM. This method facilitates the detection of short-term traffic characteristics (e.g. speed), which is essential for calculating future flow value. Weather and other conditions like accidents and road closure data could be taken into account for the reliability of the suggested technique. Abdollahi et al. [122] proposed a method for forecasting travel time using a multi-step method, which begins with the removal of both temporal and spatial outliers. To increase prediction accuracy, reduce overfitting risks, and achieve a more robust learner, the researchers employed a deep stacked autoencoder to present lower dimensions' features. To forecast travel times, a multi-layered perceptron was trained. While the proposed technique showed to be capable of capturing traffic dynamics in general, it was not successful when heavy snow was present or another uncommon occurrence that had a substantial influence on travel times prevailed. To overcome this problem, several deep architectures and representation learning algorithms could be implemented, followed by a performance comparison to find an effective method.

3.3. Agriculture

The successful application of deep learning has spread to many fields, including agriculture. Some specific problems in this field that can be explored with deep learning methods include land cover categorization, plant classification, fruit counting, and crop type classifications. In a survey, Kamilaris and Prenafeta-Boldú [123] found that deep learning outperforms frequently-used image processing approaches in terms of accuracy in the agricultural domain. Many methods based on deep learning have been developed recently for identifying leaf stress in plants. Ramcharan et al. [124] offered a cassava vegetable-based transfer learning approach. An Inception V3 model was used on a sample of 15,000 photos, and the approach outperformed more common models based on machine learning, such as KNN and support vector machine (SVM), with an accuracy of 93%. For certain diseases (CBSD, BLS, GMD), using the leaflet rather than the full leaf increased diagnostic accuracy. However, using whole leaf photos enhanced accuracies for other diseases like CMD and RMD.

Instead of evaluating the entire leaf, Arnal Barbedo [125] employed a CNN to categorize specific diseases and spots on plant leaves. This revealed a number of illnesses that all damage the same leaf. In addition, the author used deep learning to recognize specific lesions and spots in 14 plant species. The models in this study were trained using a pre-trained GoogLeNet CNN. How many pictures of disease symptoms would be needed for the neural network to learn their characteristics could not be determined by the study. In all situations, a few hundred photos appeared to be sufficient to produce credible findings, but this quantity must be approached with caution.

Lin et al. [126] applied an RGB sensor along with a UNet-CNN to classify and identify cucumber powdery mildew-affected leaves. Because the loss value of the affected pixels in this study was lower than the non-affected pixels, the experiment presented a loss function (Binary-Cross-Entropy) to tenfold the loss values. The semantic segmentation CNN model segmented the sick powdery mildew on cucumber leaf pictures with a mean pixel accuracy value of 96.08%. However, it is necessary to take images in a controlled setting rather than in an open field. Furthermore, a lack of appropriate amount and diversity of the datasets, where symptoms produced by other conditions were not included, may hinder the effectiveness of DL methods.

DL approaches have recently been implemented in smart fish farms. A deep learning method was demonstrated to better differentiate variations in traits, classes, and the environment, allowing it to extract target fish attributes from a picture captured in an uncontrolled underwater environment [127]. On the well-known LifeCLEF-14 and LifeCLEF-15 fish datasets, CNN outperformed conventional techniques with classification accuracies of over 90% [128]. General deep structures in the experiment should be fine-tuned to increase the efficacy to identify vital information in the feature space of interest, thus reducing the requirement for vast volumes of annotated data.

3.4. Natural language processing (NLP)

Deep learning algorithms are rapidly being implemented in NLP research. Popular ML algorithms, such as SVM, and logistic regression, trained on sparse and high-dimensional features have been the foundation of ML approaches for NLP issues for decades. On a range of NLP tasks, neural networks based on dense vector representations have recently surpassed classical models. This trend has been fueled by significant advancements in word embedding and DL approaches [65].

3.4.1. *Paraphrase identification*

The task of identifying whether two statements written in natural language have semantic meanings that are comparable is known as identification. When two sentences have the same meaning, they are referred to be paraphrases. This methodology is a fundamental approach in a variety of data mining approaches that has tremendous potential in a variety of domains, including plagiarism detection, machine translation, and others. Various techniques of paraphrase identification have been presented, which are distributed into two categories: similarity-based and classification-based methods [129]. Alzubi et al. [130] applied a collaborative adversarial network (CAN) in order to discover the problem of paraphrasing. A common feature extractor is included in CAN to help increase the association between phrases in the recurrent neural network model. Within a word pair, the extractor looks for related features. The integration of adversarial networks with collaborative learning mostly enhances the generator and discriminator working together. The model outperforms the baseline MaLSTM model as well as several baseline approaches. Hunt et al. [131] investigated a wide range of machine learning approaches for modeling the problem of paraphrase identification and alternative input encoding schemes. Since RNN outperformed the other models, the researchers developed a method based on the LSTM, an RNN variation. RNN works by using the output of past time sequences to create the output for next time sequences. This fits in NLP because it can be illustrated as a sequence of tokens, and the appearance of the next token is generally influenced by the preceding tokens.

3.4.2. Machine translation

NLP's most well-known application is machine translation, which entails translating texts from one to another language using mathematical and computational procedures. The translation is challenging for humans since it requires knowledge of morphology, syntax, and semantics, as well as a full understanding and evaluation of cultural sensitivity for the target language and its associated communities. Ahmed et al. [132] advocated that attention methods can be used to encode a language from input to output instead of employing a huge number of recurrent and convolutional layers. The following three principles motivate the use of "self-attention" methods over traditional layers: decreasing the complexity of calculations needed for each layer; limiting sequential training steps; and lastly, reducing the length of the path between input and output and its influence on the learning of long-range relationships, which is important in several sequencing tasks.

Johnson et al. [132] presented that a single, basic (but huge) NN could be applied for translating a number (minimum 12) of several languages into each other. This NN automatically recognizes the source languages and uses just one input token to determine the output languages. When numerous language tokens are supplied, the method showed to be capable of interpreting multilingual inputs and producing mixed outputs, at least in part, sometimes even in languages similar to but not identical to those chosen. The performance of such zero-shot translation is frequently insufficient to be practical, as the basic pivoting strategy quickly outperforms it.

A deep-attention technique was introduced by Zhang et al. [133] for a neural machine translation (NMT) system. This model incorporates many stacked attention layers, each of which pays attention to a corresponding encoder layer, to advise what should be transmitted or repressed from the encoder layer, resulting in learnt distributed representations that are suitable for high-level translation tasks. English-French, NIST-English-Chinese, and WMT14 English-German translation skims were used in this experiment. The technique could be implemented on other tasks like summarization and could adapt to more complex attention models. Aside from the work listed above, other academics have suggested a variety of high-performance designs. In the English-German and Chinese-English translation systems, Zhang et al. [134] introduced the Variational NMT approach, which has a novel approach to modeling translation problems. The results demonstrated that it performed better than the baseline technique (NMT). Fast-Forward Connection for RNN (LSTM) was developed by Zhou et al. [135], which allows for a deeper network in implementation and, hence, greater performance.

3.4.3. Sentiment analysis

Users today create massive volumes of data in a large and dynamic fashion, as the number of internet technologies grows. The number of people who use social media on a regular basis is continuously expanding. In this sense, sentiment analysis appears to be a useful technique for automating the extraction of insights from user-generated data. Deep learning algorithms have recently been presented for several sentiment analysis applications, with the existing results [136]. For extracting aspect opinion target expressions (OTEs), Al-Smadi et al. [137] suggested combining BiLSTM with a CRF method for classifying, as well as for classifying aspect-sentiment polarity. An aspect-based (LSTM) was used, where the aspect opinion target expressions were applied as attention expressions. A two-

stage attention structure was created by Ma et al. [138] that involves paying attention to both the words that make up the target expression and the complete phrase. The author also used extended LSTM to construct a common sense model for target aspect-based emotion detection, which can use external knowledge. However, these methods were unable to represent several aspects of sentences, and the explicit location contexts of words were not investigated.

Yuan et al. [139] suggested a Domain-Attention-Model (DAM) by utilizing an attention mechanism to model feature-level tasks for multi-domain emotion categorization. Domain and sentiment modules are the two components that make up DAM. The domain module uses BiLSTM to forecast the domain where texts belong, and the sentiment module uses another BiLSTM with an attention method to choose the key aspects connected to the domain. To forecast the polarity of the sentences, the vector derived from the sentiment module is input to a soft-max classifier. In contrast to earlier multi-domain sentiment classification algorithms, the proposed methodology can pull out the most distinctive features from the hidden layers, reducing the required number of labeled samples.

To predict multimodal attitudes in tweets, F. Chen et al. [140] suggested a weakly-supervised multimodal DL (WS-MDL) method. To produce multimodal prediction scores and sentiment consistency scores, the method employs CNN and dynamic CNN. The classic text-based sentiment/emotion analysis technique has evolved into multimodal sentiment analysis compound models due to the huge quantity of data available on social media in multiple formats, such as videos, audio, and photographs for expressing emotion on these sites. In future work, the order of the emotion icon levels might be further investigated, and this may be included as a constraint to the proposed WS-MDL technique.

For sentiment categorization, researchers are also mixing several DL algorithms. Combining LSTM with CNN, Huang et al. [141] suggested an architecture with one CNN layer and two LSTM layers placed on top of CNN. Specifically, the CNN is used to collect important local text properties, which are then input into a two-layered LSTM model. The researchers utilized a pre-trained word2vecmodel. The suggested model can generate a sentence representation for sentence categorization by extracting context-dependent features. Hassan and Mahmood [142] developed the ConvLstm architecture, which merges LSTM and CNN for categorizing brief texts on top of the word2vec. Local information loss may be reduced, and long-term dependencies can be captured using the suggested design.

3.4.4. Question answering

Question answering (QA) is the process of extracting words, phrases, or sentences from documents that are relevant. In response to a request, QA delivers this information in a logical manner. The approaches are similar to the summarizing methods that are presented in the next section. Wang et al. [143] utilized an attention-based LSTM to associate the questions with answers containing paragraphs. By mapping the full text, a self-matching attention process was employed to develop the machine representations. The position and boundaries of responses were predicted using pointer networks. The networks utilized attention pooling vector representation of passages, and also the words were examined to model the crucial tokens or phrases. Modeling more than one aspect simultaneously with the attention mechanism would be an interesting addition to the experiment. Using Wikipedia as the knowledge source, Mozannar et al. [144] investigated the topic of open domain factual Arabic QA and proposed an approach composed of A BERT

document reader and hierarchical TF-IDF document retriever. They also introduced a dataset (ARCD). However, ARCD's questions were created with certain paragraphs in mind; without that context, they might seem ambiguous.

Convolutional Neural Networks were compressed with LSTM in [145] in an attempt to speed up processing. For the decomposition of fully connected layers in LSTM and CNN, the researchers suggested applying different decomposition algorithms and regression techniques. Tensor Regression layers replace the Flattening and Fully Connected layers in the final section of the method. The Tensor Contraction layer compresses the flow of features between the layers to further compress the parameter. Determining the rank is an NP hard problem in the low-rank decomposition, and their method is still constrained in this area by inserted hyper-parameters. Yu et al. [146] used a tree-LSTM method for capturing a language's linguistic structures. The study created a semantic tree for each question in the dataset, with every node referring to a single LSTM unit and the root node representing the sequence. To boost reasoning capacity, this approach can divide problems into several logical phrases. The representational ability of the network could be improved in future.

Narasimhan and Schwing [147] suggested an end-to-end approach that combines image and question characteristics acquired from a CNN and LSTM, using a multi-layered perceptron (MLP). They gathered this information from other sources in order to better respond to the question. The fact embedding and MLP output are then put into a scoring function. The function calculates the cosine similarity between the inputs, in this case, to guarantee that the fact is useful in answering the image-question pair. The approach might be used on unstructured information sources, such as online text corpora, in addition to structured knowledge bases.

3.4.5. Summarization

Automatic Text Summarization (ATS) is a significant topic due to the vast volume of textual data that is rapidly growing nowadays on the internet and some other sources. Three ATS approaches are available: abstractive, extractive, and hybrid [148]. To create a summary, the extractive technique chooses and incorporates the most significant sentences from the source text. In contrast, the abstractive approach transforms the input content into an intermediate representation before generating a summary using unique terms. The hybrid approach incorporates both the extractive and abstractive processes. L. Chen and Nguyen [149] proposed an ATS technique for summarizing sign documents based on a Reinforcement Learning (RL) technique and an encoder-extractor network architecture's RNN model. A sentence-level encoding approach is used to choose the key features, then summary sentences are retrieved. However, the method has a chance of suffering from large variances since it uses an approximation in the RL method training objective function.

Clustering, unsupervised NNs, and topic modeling were used to create an Arabic summarization approach in this study [150]. The researchers also presented ensemble learning models and neural network models to combine the information produced by the topic space. Specifically, the ELM-AE method and k-mean approach were used to accomplish document clustering on a large sample of Arabic documents. The LDA technique was implemented to determine the topic space associated with each cluster, then the discovered subject space was used to generate a numerical document representation. For learning unsupervised features from texts, this format was utilized as the input for various NN and ensemble methods. For the variation of the information contained in the final summary, the learnt

characteristics were utilized to rank phrases by following a graph-based model, and key phrases were picked by applying the redundancy removal components. A few more unsupervised NN methods, for instance, stacked-auto-encoder and RBM, could be included in future studies to improve the robustness of the suggested technique.

Another study combined text summarization embedding spaces (TSS), sentiment analysis embedding space (SAS), and opinion summarizer modules [151]. SAS employs an LSTM-based RNN to reap the benefits of sequential processing. In order to improve word-level embedding, TSS applies a wide range of statistical and linguistic knowledge variables to extract a relevant set of sentences from a large number of texts. Additionally, TSS uses RBM. OSM is divided into two steps, namely sentence categorization and sentence identification, which work together to provide a relevant summary. This was the first experiment in which RBM and RNN–LSTM were paired for predicting sentiment polarity. One of the limitations of the proposed method is that it fails to obtain the difference between active and passive sentences.

3.5. Biomedicine

A plethora of biological and medical data, including information about medical imaging, biological sequences, and protein structures, has been accumulated in recent decades due to the advancements in high-throughput technology. Consequently, deep learning has been extensively applied to biomedical data in biomedicine. For instance, CNNs are widely employed in the field of biomedical image processing due to their extraordinary capacity to assess spatial features. CNNs have a lot of potential in omics analysis [40] and the study of biological signals [152], even though sequencing data employing CNNs are not very common. RNN-based architectures, on the other hand, are designed for sequential data and are more frequently utilized for transcriptome analysis [153] and in dynamic biomedical signals [154]. Hence, the focus on deep learning is increasing in the field of biomedical information, and it is possible that each paradigm may soon find new implementations.

3.5.1. Prediction of protein structure

Protein structural analysis now relies heavily on cryo-electron microscopy (cryo-EM) [155], which has made atomic resolution possible. However, on all but the purest density maps that have a resolution of less than 2.5 angstroms, estimating the structural trace of a protein remains difficult [156]. A DL model proposed by Si et al. [157] predicted the alpha carbon atoms throughout the core structure of proteins using a series of cascaded convolutional neural networks (C-CNNs). Specifically, C-CNN is a revolutionary deep learning architecture consisting of several CNNs, each of which predicts a particular feature of a protein's structure. In order to create a comprehensive prediction map, this model combines the predictions of alpha carbon atoms, core structure, and secondary structure elements. Using a semantic image classifier, the cascaded CNN was trained on a large number of generated concentration maps. With only a suggested threshold value needed per protein concentration map, this procedure was automatic and significant. To create the primary core trace with alpha carbon placements, a customized tabu-search path walking algorithm was applied. The alpha-helix secondary structural elements were further enhanced by a helix-refinement technique. Finally, to create full protein structures, a unique quality assessment-based creative approach was employed to successfully align protein sequences into alpha carbon traces, using 50 trial maps with resolutions between 2.6 and

4.4 angstroms. In terms of the proportion of connecting alpha carbon atoms, the proposed model produced core traces that were more comprehensive (88.9%), thus outperforming the Phoenix-based structure construction method with an accuracy of around 66.8%. By including additional protein structural details in the C-CNN or training the networks with experimental data, further study may enhance this research area.

One of the most important issues in computational biology is the identification of microRNAs (miRNAs), which are critical in post-transcriptional expression. The typical length of miRNAs is between 20 and 23 base pairs [158]. Because it can be challenging to differentiate between miRNA-encoding regions from other non-coding and pseudo sequences that are identical in length, the majority of earlier research suggested employing candidate miRNAs for reliable identification. There have been several proposals for traditional machine-learning-based categorization techniques, but they suffer from constrained performance and required constant feature engineering.

In order to understand sequence patterns and folding structure, Park et al. [159] introduced deepMiRGene that utilizes RNNs, particularly LSTM networks. The most significant contribution of this suggested approach is that it does not involve any rigorous manual feature development. By utilizing end-to-end DL, this approach eliminates the need for extensive domain expertise and instead utilizes simple preprocessing. However, it is challenging to use an LSTM network right away due to the palindromic secondary structure of microRNA. To solve this problem, deepMiRGene employs a novel learning method in which the secondary structure from the input sequence is segmented into front and back streams. Additionally, deepMiRGene performed better than all other options in terms of sensitivity and specificity on testing datasets and with higher sensitivity accuracies of 89%, 91%, and 88% in the method's three datasets. Even though there were significant disparities between the features of the various species, deepMiRGene also performed best when using cross-species data, thus demonstrating the potential for identifying inherent traits.

3.5.2. Genomic sequencing and gene expression analysis

Large-scale gene expression profiling has been frequently utilized in the characterization of cellular states in response to various illness circumstances, genetic mutations, and so on [160]. Creating a compilation consisting of thousands of samples of gene expression profiles is still quite extortionate, despite the fact that the expense of entire gene expression profiles has been gradually declining. The computational strategy used by the LINCS program, however, currently relies on linear regression, which restricts its accuracy because it cannot detect complicated complex correlations among gene expressions.

Chen et al. [161] suggested using a DL technique called DGEX to predict the expression of key genes from the landmark gene profile expression. The model was trained using the microarray-based GEO dataset, which contains around 111,100 expression profiles, and its performance was evaluated against other approaches. With a 15.33% proportional improvement, deep learning greatly exceeded LR in terms of the average absolute error of mean through all of the genes. Deep learning outperformed LR in 99.97% of the key genes as per the gene-gene comparison investigation. A separate RNA-Seq-based GTEx dataset with around 20,000 expression profiles was also used to test the performance of the trained model.

3.5.3. Medical image classification and segmentation

Deep learning strategies have been utilized in studies segmenting cerebral tumors as a result of their achievement in general image analysis disciplines, including the classification of images [162] and semantic identification [163]. In particular, CNNs were deployed for the Multimodal Brain Tumor Image Screening Challenge to identify scans of cerebral tumors [164]. Conditional random fields (CRFs) and fully CNNs (FCNNs) in a single framework were proposed by Zhao et al. [165] to develop a unique deep learning-based identification approach for cerebral malignancy. The model was created to produce a malignancy segment that results in accurate identification of both appearance and concentration. Instead of employing CRFs as a step after FCNN post-processing, the authors utilized CRF-RNN to construct CRFs, making it simple to train both the frameworks as a single deep network. In three steps, the combined deep learning model was trained by employing segments and pixel patches. FCNNs were trained in the first step using image patches, while picture slices were used to train the next CRF-RNN in the second stage. In the third stage, the entire network was tuned using image slices. The unification of FCNNs and CRF-RNN, which acquired an accuracy of 88%, could increase segment resilience to model training factors, such picture patch size and training picture patch count, as per the experimental data. Therefore, using 3D CRF as a step of post-processing could enhance malignancy identification performance.

Gliomas are the most prevalent and deadly type of cerebral tumor, with an extremely low survival probability in the maximum grade [166]. Planning the timeline of treatment is consequently essential for expanding the quality of life for cancer patients. The assessment of these tumors is frequently done using magnetic resonance imaging (MRI), but the volume of data generated by MRI makes it impossible to manually segment the images in a timely manner. Accordingly, this restricts the use of profound quantitative assessments in clinical practice. The enormous spatial and functional heterogeneity among cerebral malignancies makes automatic segmentation a difficult task, hence dependable and automated segmentation approaches are needed.

An automated segmentation technique based on CNN was suggested by Pereira et al. [167] to explore kernels for glioma segmentation in the images derived from MRI. As a result of the network's smaller number of weights, using small kernels enabled the design of more intricate architectures while also helping to prevent overfitting. The intensity normalization as an essential step for pre-processing was also utilized. While this is considered uncommon in CNN-based segmentation approaches, it proved to be quite successful when combined with data augmentation for segmenting brain tumors in images collected from MRI. By simultaneously receiving the top spot for the full, core, and expanding areas in the DSC measure (88%, 83%, and 77%), the proposed methodology demonstrated to be legitimate in the Cerebral Tumor Classification Challenge database.

3.6. Bioinformatics

The natural innate immune components known as antimicrobial peptides (AMPs) are commonly the focus of novel therapeutic developments due to the increment of antibiotic-resistant bacteria. Nowadays, wet-lab researchers frequently use machine learning techniques to find promising applicants. For instance, Veltri et al. [168] proposed a DL model to identify antibacterial activity by generating a neural network model that uses a core sequence composition and contains CCN and RNN layers. A comprehensive training and testing dataset was utilized that incorporates the

most recent antibacterial peptide information. In contrast to the current approaches, the proposed novel deep neural network (DNN) classifier performed better AMP identification. Through the implementation of DNN and RNN layers, the dependency on prior feature generation has decreased. Besides, a reduced-alphabet representation demonstrated that adequate AMP identification can be preserved using 9 different kinds of amino acids based on the embedded parameters. The DNN model performed the best in terms of MCC, auROC, and ACC and achieved a superior accuracy of 91.01% compared to other models, such as AntiBP2 (89.37%) and CAMP Database RF model (87.57%). Thus, the suggested model eliminates the dependency on domain experts for feature creation by employing a deep network model that automatically extracts expert-free characteristics.

Nowadays, it is possible to measure DNA methylation at a single-cell level due to recent technological advancements. To facilitate genome-wide analysis, strategies to predict unknown methylation patterns are necessary because existing procedures are constrained by insufficient Chg. coverage. Angermueller et al. [169] developed DeepCpG, which is a computational method focusing on DNN to make a prediction regarding the methylation stages of a single cell and model the origins of DNA methylation dispersion. DeepCpG utilizes relationships between patterns of DNA sequences, stages of methylation, and nearby CpG sites both within and between cells. The extraction of useful characteristics and model training parts are not separated in the proposed method, rather DeepCpG is built on a modular architecture and develops predicted sequences of DNA and patterns of methylation through data-based learning. Notably, DeepCpG performed better than RF trained DNA and CpG characteristics. After training both the RF and DeepCpG models using only DNA sequence information, the highest relative improvements in the accuracy of 80% and 83% were achieved, respectively.

The detection of enhancer-promoter interactions (EPIs) is vital for human development. However, the majority of computational techniques currently being used depend on a range of genetic data that are unfortunately often not accessible, particularly for a specific cell line [170]. Sequence-based computational approaches, as an option, are only likely to be utilized at the genome size. A novel deep learning technique name EPIVAN was introduced by Hong et al. [171] that allows lengthy EPIs to be predicted only from genomic sequences. Pre-trained DNA vectors were utilized to encode regulators and promoters in order to investigate the essential sequential properties. Subsequently, a one-dimensional convolutional model and deep neural units were used to identify both local and global characteristics to make a prediction regarding EPIs in different cell lines. The effectiveness of EPIVAN was compared to that of the neural network models, such as SPEID, EPIANN, and SIMCNN. Each model applied the identical test and training set to every cell line. On six cell lines, the proposed model's results and the four predictors were provided in terms of AUPR and AUROC. EPIVAN demonstrated the strongest AUROC of any model, with an accuracy ranging from 96.5% to 98.5%. According to test findings on six cell lines, EPIVAN outperformed the existing models, showed the capability of being utilized as a pre-trained model for further transfer learning, and demonstrated strong transfer ability.

Prediction of the functionality of enzymes is an important step in constructing new enzymes and diagnosing disorders connected to enzymes, which is a major task in bioinformatics [172]. Several studies have generally concentrated on predicting the mechanism of the monofunctional enzyme. However, the amount of multi-functional enzymes is continuously increasing, necessitating the development of novel computational techniques [173]. Zou et

al. [174] proposed mlDEEPre, a deep learning network specifically designed to predict the functionality of multi-functional enzymes. Using an auto label issuing threshold and a new transfer function linked with the interaction between several labels, mlDEEPre could predict multi-functional enzymes reliably and quickly. The proposed multi-label model surpassed all other approaches, as it correctly predicted 97.6% of all the observed primary categories in the test dataset with an SD of 0.27. The performance of SVM-NN with an accuracy of 84.7% seemed somewhat better than that of mlDEEPre (82.6%) and GA (80.8%), despite the fact that SVM-NN was worthy of predicting such infrequent class labels generated by unbalanced training samples. Comprehensive tests further demonstrated that mlDEEPre outperformed the other techniques in determining the kind of functional enzyme that has been utilized, as well as the primary class prediction throughout many parameters. As mlDEEPre and DEEPre are flexible, mlDEEPre could be effortlessly merged into DEEPre, allowing the enhanced DEEPre to handle different functional predictions without the need for human interference.

3.7. Disaster management

In terms of disaster or natural calamity management, uncertainty, lack of resources in the affected areas, and dynamic environmental changes are the major characteristics of natural catastrophes. The inability to predict outcomes indicates that catastrophic effects on persons and property during several disasters cannot be foreseen with a level of accuracy that is reasonable [175]. Big data is a technology paradigm that enables researchers to efficiently analyze enormous amounts of data that are made accessible by current practices [176]. Making the most of big data is possible using a variety of technological and scientific strategies and equipment. Recent advancements in big data and IoT technologies open up a wide range of opportunities for disaster management systems in order to obtain leading assistance, guidance, as well as better observations and ideas for precise and suitable decision-making.

In order to resolve catastrophic challenges, Anbarasan et al. [177] introduced concepts and strategies for identifying flood catastrophes based on IoT, big data, and CDNN. Big data derived from the flood catastrophe was used as the source of the input data first. Afterwards, the Hadoop Distributed File System (HDFS) was used to decrease the high frequency data. After excluding high frequency data, the data were preprocessed via missing value approximation and a normalizing technique. A conjunction of attributes was utilized to construct the pattern centered on the pre-processed data. In the final step, the created parameters were sent into the CDNN classifier, which categorized them into two categories as the probabilities and infeasibility of a flood emerging. The performance of the suggested system was analyzed in terms of precision, accuracy, recall, F-score, specificity, and sensitivity in comparison to the existing systems, DNN and artificial neural network (ANN). The comparison findings clearly demonstrate that the CDNN method has a greater level of accuracy than the present approach with 93.2% accuracy, 92.23% precision, 90.36 % recall, and 91.28% F-score with 500 data points utilizing CDNN. The results described above can be improved using DNN as well as ANN models. In conclusion, the detection system performed better than other top methods currently in use, and in the future, the work presented here could be improved using IoT devices that have even longer sensor ranges at lower costs and using cutting-edge algorithms at each stage of the flood identification process.

Disasters caused by fire do have a negative impact on the environment, society, and economy. Early fire detection and an automated response are vital and essential for disaster management schemes in order to minimize these damages. Fire detection at an early stage in disaster management systems while monitoring public spaces, woods, and nuclear power plants can prevent ecological, monetary, and social harm [178]. The movements of entities with a retardant appearance and varied atmospheric factors make early detection a hard proposition [179]. Subsequently, an improved accuracy algorithm that reduces the number of false alerts in the aforementioned conditions is required. In order to accomplish this, Khan et al. [180] investigated deep neural networks and developed a prominent architecture for the early detection of fire through surveillance for efficient disaster management systems. Another preferable criterion was to notify the disaster management system after a successful fire detection and include the representative frames. A system of flexible prioritization was developed for the monitoring system's camera nodes, taking into account the contents they were capable of visualizing. Two datasets were the major focus in this experiment in which the first dataset indicated further improvement by increasing the accuracy from 93% to 94% and decreasing false positives from 0.11% to 0.9%. Despite producing false negatives of around 21%, the approach maintained a stronger balance, enabling the methodology to more accurately achieve fire identification. The findings for the second dataset [181] were gathered using a different set of metrics, including recall, precision, and F-score, in order to properly conduct the performance. Results produced by using deep features and optimizing the fire prediction model are compared and contrasted, showing that the detection approach and model are feasible with a maximum score of 82% for precision, 98% for recall, and 89% for F-score. Despite evaluating the sustainability of the proposed approach utilizing noise intrusions, scaling, and rotations, each image comprised of fire and showed a high accuracy ranging from 89% to 99%. Considering the potential of such occurrences occurring under surveillance, the results indicate that the CNN-based model could detect fires at an early stage in a range of circumstances, even when images are blurry. The relevance of the framework for successful fire disaster management was supported by experimental results, which also confirm the high accuracy of the fire detection technique compared to cutting-edge methods.

Over the past few years, social media networks have contributed to managing natural catastrophes. In order to interpret better messages and extract relevant information from social media, text data mining techniques employing standard machine learning approaches have been constructed. These techniques tend to be distinct and are challenging to generalize for different categorizations. Therefore, considering the crisis management efforts related to hurricanes, Manzhur et al. [33] investigated the ability of a convolutional neural-based deep learning model to classify the trending catastrophic topics from Twitter. SVM and LR are two conventional machine learning techniques that were evaluated against the logistic regression of the CNN model. The outcomes of the experiment demonstrate that CNN models consistently outperformed SVM and LR models in terms of accuracy for both types of assessment scenarios. Moreover, the CNN classifier surpassed the classification methods of SVM (63-72%) and LR (44-60%), achieving an accuracy of up to 81% among all datasets. In order to categorize tweets posted during a later event, the evaluation was carried out using CNN based on Twitter data from prior events. Results of the experiment demonstrated that while SVM and LR's accuracy dramatically decreased, CNN maintained a steady performance. This suggests that the CNN model could be trained in advance using Twitter data from previous events to categorize new occurrences for

situational awareness. However, CNN took longer to learn than SVM and LR because there were more parameters to consider, which makes it difficult to employ CNN for web-based learning.

Multimedia big data present several opportunities and research prospects due to the quick and explosive proliferation of digital data throughout social media and the Internet [182]. Due to its effects on society and government, disaster management programs have become very popular recently. The multiple correspondence analysis (MCA) method has been widely employed in a variety of data mining jobs because it is efficient in capturing correlations between variables and classes [183]. To improve the final classification outcomes and reduce the complexity across various data modalities, MCA has been utilized for multimodal data fusion. For example, Pouyanfar et al. [184] introduced a multimedia big data framework built on cutting-edge deep learning methods, aiming to manage disasters by analyzing and mining content. The proposed fusion model, which is based on the MCA technique and considers the correlations between data modalities and final classes, was applied to combine the results of both models. On the basis of the disaster dataset that was gathered, the suggested multimodal framework was assessed and contrasted with a number of cutting-edge single modality and fusion methodologies. In comparison to the baseline approaches, the results showed that both the visual model and fusion model were effective. On this difficult dataset, an accuracy of 73% was attained by the suggested MCA-based fusion for the final multi-class classification.

3.8. Drug discovery and toxicology

Emerging contaminants (ECs), which pose a serious risk to human health due to their detrimental effect on the endocrine system, include over eighty thousand endocrine-disrupting chemicals (EDCs). To determine the possible impacts of EDCs, numerous in vitro techniques have been developed, such as signaling pathway studies, ligand-binding protein, reporter gene experiments, and cell proliferation [185]. While in vitro methods are often more economical and quicker than in vivo trials, it is still impractical to analyze thousands of molecules in a reasonable amount of time [186]. This has resulted in the usage of alternative computational methods experiencing exponential growth. To anticipate the toxicological effects of chemicals, the QSAR model is a possible substitute for in vitro techniques.

A DL-QSAR model was evaluated by Heo et al. [187] to give predictions regarding the impacts of EDCs on the endocrine system, particularly estrogen receptor (ER) and sex-hormone binding globulin (SHBG). For the classification and forecasting of probable EDCs, DL-QSAR models were created and three distinct DL algorithms, namely SAE, DBN, and DNN, were employed. The suggested models' performance was assessed using validation metrics by comparing the classification prediction models with traditional machine learning classifiers, such as LR, SVM, and MLR. Results showed that the DL-QSAR algorithm outperformed traditional machine learning based QSAR models. Accordingly, the DNN-QSAR model adequately described the vast majority of EDCs' qualitative responses to tests. Compared to the LR and SAE-QSAR models (accuracies of 86.49% and 89.91%, respectively), the DNN-QSAR model achieved an accuracy of 90%. As a result, DNN was more effective for evaluating qualitative responses since it could translate dense chemical identifiers into multidimensional space regions. Additionally, by overcoming multicollinearity and overfitting issues, DNN-QSAR exhibited great performance in the field of

computational chemistry. As a result, it was determined that DL can effectively utilize the qualitative characteristics of the EDCs.

Effective methods for assessing potential EDCs are majorly required. An evaluation platform was established by Zhang et al. [186] established an evaluation platform by employing three different machine learning models, such as SVM, linear discriminant analysis (LDA), and classification and regression trees (CART), for the purpose of identifying EDCs through estrogen receptors. The model was modified using a total of 440 compounds, and 109 new compounds were added for the screening of EDCs. Their predictive capabilities were evaluated by contrasting the screening results with those anticipated by the models derived from classification. The most accurate model was found to use an SVM classifier, which correctly identified agonists at an accuracy level of 76.6% and antagonists with an accuracy of 75% on the test set, including an average predicted accuracy of 75.2%. The overall projected accuracy confirmed by the screening of the EDC assay was 87.57%, illustrating the effectiveness of a synthetic alert for EDCs with ER agonistic or antagonistic actions.

The fundamentals of organic chemistry are retrosynthesis and reaction prediction. Retrosynthetic analysis is a technique in which targeted molecules are converted into simpler parent compounds [188]. This process has two related tasks: reaction prediction, which predicts how a group of reactants will react to produce; and planning the best possible sequence of reaction prediction steps with the least amount of expense, energy, and waste [189]. However, reactivity conflicts occur when reaction rules overlook the molecular environment, which is why they frequently fail. Segler et al. [190] constructed a neural network model to predict which transformation rules will be most frequently applied to the involved molecule. The model exhibited an accuracy of 95% in retrosynthesis and 97% in response prediction. During retrosynthesis, the single-layer neural network was 78% accurate and had an MRR of 87%, indicating that the model is extremely capable of ranking the real reactions. Thus, the rule-based expert system and the logistic regression are both significantly outperformed by the neural network models.

Drugs are often the cause of detrimental results, such as accidents, injuries, and enormous medical expenses. Clinicians can build suitable treatment plans and make effective judgments with the aid of accurate drug-drug interaction (DDI) predictions. Recently, numerous AI-based methods for DDI prediction have been proposed. However, the majority of currently used techniques give less consideration to possible connections between DDI processes and other multidimensional data, such as targets and enzymes. A multimodal DNN for DDI events prediction was suggested by Lyu et al. [191] in order to generate drug multimodal representations in MDNN. To examine the complementary aspects of the drug's heterogeneous representations, a multimodal neuronal layer was also developed. Several multi-class classification evaluation metrics, including accuracy, F1 score, precision, and recall, were used to assess the prediction performance. The proposed model MDNN achieved the most stable performance and outperformed DDIMDL by 0.08% on accuracy, 7.1% on F1 score, 1.5% on precision, and 10% on recall. The MDNN model achieved an accuracy of around 99%, according to the comparative study with other models used in different journals, such as DDIMDL [192]. The MDNN model's superior performance can be ascribed to its exploration of both the cross-modality embedding representations of the heterogeneous data and the drug topological integrating expressions in the drug network. This effectively demonstrates how the use of structural information and

multimodal features can increase the prediction accuracy of drug-drug interaction irrespective of current drugs or newly-launched FDA-approved drugs and provides a solid, trustworthy basis for research on DDI prediction.

Drug co-prescription can be safer and more productive if the effects of drug-drug interactions (DDIs) are accurately predicted [193]. There is still potential for improvement in prediction performance despite the many computational methods that have been presented to anticipate the impact of DDIs [194]. These methods attempt to make it easier to find these interactions in vivo or in vitro. A deep learning model was proposed by Lee et al. [195] to more precisely predict the impact of DDIs as well as to employ autoencoders and a feed-forward deep network to predict the therapeutic effects of DDIs. The experiments utilizing just GSP or TSP or combined GSP and TSP did not produce tests with satisfactory classification accuracy. However, integrating TSP and GSP improved classification accuracy to 97-97.5%. Additionally, the suggested model outperformed standard techniques like SVM (80-83%) and Random Forest (75-91%). The results showed that TSP and GSP improved prediction accuracy in comparison to SSP alone, and that the autoencoder outperformed PCA in reducing the parameters of each profile. Hence, the proposed deep learning model provided a more precise prediction of DDIs and their therapeutic effects.

3.9. Partial differential equations (PDEs)

For the purpose of multi-scale modeling, model predictive control, and computational complexity, Raissi et al. [196] suggested a physics-based neural network that is effective in incorporating any genuine physiological principles that regulate a particular set of data. The resulting methodologies demonstrated a number of encouraging findings for a broad range of computer science issues, opening the way for giving deep learning the potency of mathematical physics. The goal was to derive the whole spatial and temporal Schrödinger equation response. For the representation of the underlying function, a five-layer DNN with 100 neurons in each layer and nonlinear activation was used. In general, the neural network needed to have enough approximate capacity to handle the function's predicted complex nature. The findings showed the position of the two data snapshots utilized for training as well as the precise solution. The formation of the solution between the two given snapshots is significantly different due to the complicated nonlinear dynamics of the equation. Whether or not the training data was polluted with noise, the method was still able to reliably identify the ambiguous parameters despite these variations and the substantial time delay between the two training images.

Uncertainty assessment and surrogate modeling are commonly viewed as supervised learning problems for PDE systems, with varying data pairs being used during the training process [197]. The generation of such emulation is problematic for small data, posing challenges for deep learning algorithms developed for the big data context. Even though these types of models have demonstrated excellent predictive potential in high dimensions, they are incapable of addressing the data limits that the PDE model suggests. The system of the physical model equations was included in the loss functions using a methodology presented by Zhu et al. [198]. Without any labeled training data, the subsequent physics-constrained deep learning algorithms were able to predict outcomes on a level with data-driven models while conforming to the limitations of the given challenge. In order to solve PDEs, generate alternative models, and quantify uncertainty, the latter study used convolutional encoder-decoder neural networks along with a conditional circulation generative model. In order to solve PDEs, the methodology contrasted convolutional decoder networks

(CDNs) with completely connected dense networks using input data from a non-linear Darcy law correction. After resolving SPDE, a comparison between data-driven surrogate DDS and surrogate PCS was made. Last but not least, a probabilistic surrogate with a reverse KL formulation was constructed. Two optimizers, L-BFGS and ADAM, were also utilized. For PCS, 300 epochs were produced in iterations, while for DDS, 200 epochs were produced along with 8-30 pictures. Therefore, the suggested physics-restricted alternative sources regularly outperformed data-driven alternative sources in terms of generalization performance.

3.10. Financial fraud detection

Financial fraud is a type of thievery whereby a business entity or anyone illegally takes money or assets to profit from it. Since the advent of new technologies, there has been a massive rise in financial fraud involving all aspects of the business world. For instance, financial fraud victims in the United States individually lost an average of \$1,090, accumulating over \$3.2 billion in 2017 [199]. The selection procedure for practitioners is frequently known as safeguards of fraud analysis, assessment, or detection by information security specialists and associations. Some methods for detecting anomalies include decision trees, logistic regression, SVM, and others. However, these methods are constrained as they are supervised algorithms that rely on labels to determine transaction validity [200].

Several studies [201–203] revealed that developing measures based on fraud estimations has been an infuriating procedure that is extortionate and futile when tackling composite non-linear data, has inefficient memory utilization, lengthy calculation, and generates abundant false alarms. Financial fraud detection is still a strenuous task because of the constant changes in fraudulent behavior, the absence of a mechanism to track fraudulent transactions' information, certain limitations of the existing detection techniques, and highly skewed datasets [204]. Therefore, optimization of previous procedures and novel approaches are necessary to increase fraud detection rates [205,206]. As a result, deep learning, a subset of modern artificial intelligence, is one of the promising techniques that has achieved recognition in recent years. DL also facilitates computational models with multiple processing layers to adapt data representation to different abstraction levels.

Credit card fraud is one of the most pervasive forms of financial fraud in which a hacker gains unauthorized access to a legit card without the cardholder's consensus. The simultaneous expansion of e-commerce and the internet has resulted in a significant increase in credit card use, which has resulted in an unusual increase in credit card theft in recent years. For instance, a report by the Boston Consulting Group showed that North American financial institutions lost \$3 billion in 2017 due to credit card fraud. Despite industry attempts to combat economic fraud, the Nilson Report site revealed that the global financial losses exceeded \$24.71 billion in 2016 and \$27.69 billion in 2017 attributed to credit card fraud [207]. This vast number of fraudulent occurrences may erode consumer confidence, destabilize economies, and elevate people's living costs. As a result, several studies have applied deep learning to detect credit card fraud. Heryadi and Warnars (2018) built many deep learning paradigms for credit card fraud identification and inspected the implications of an imbalance between deceit and non-fraud data. They investigated the impacts using CNN, CNN-LSTM Hybrid, and Long Short-term Memory (LSTM) models. Based on Area Under the ROC Curve (AUC) as a performance metric, CNN secured the maximum value, thenceforth SLSTM and CNN-

LSTM. However, the inequitable dataset could not help in using training accuracy as the primary criterion to identify the best model.

Most studies have recently used LSTM networks to approach credit card fraud detection. The hidden units in the LSTM have feedback connections linked to discrete time steps, contrasting conventional feedforward neural networks. This enables the learning of long-term sequence dependencies and the transaction label prediction premised on previous transaction sequences. Benchaji et al. (2021) devised a fraud detection model using a sequence classifier that utilizes LSTM networks to track individual cardholders' behavior. LSTMs were intended to overcome vanishing and exploding gradients issues during conventional RNN training. All the changes made by the forget gate, input gate, and output gate are stored in the LSTM unit's memory cells. The three gates control the incoming and outgoing data, and the cell can store values for an indefinite amount of time. The proposed model relies on the Keras deep learning framework that enables fast experimentation with deep neural networks.

Over 80 million credit card transactions labeled as fraudulent or legitimate were used to assess the efficacy of the deep learning process reported by Roy et al. [209]. This study assessed the performance of various DL algorithms based on their parameters, class imbalance, scalability, and sensitivity analysis. The researchers used LSTM, Gated Recurrent Unit, RNN, and ANN in a distributed cloud computing environment. The findings confirm that the LSTM technique achieved the best performance and reveal that each of the four topologies' execution expanded with the increased network size. However, the study failed to specify the conditions under which the model functions cease to ameliorate, model sensitivity, and limit of the network size.

Alghofaili et al. [204] initiated an LSTM-based fraud detection technique that strives to enhance current detection tactics while simultaneously increasing the detection accuracy of large amounts of complex data. The system was tested with a unique dataset of credit card frauds. Simultaneously, the outputs are analogized to an auto-encoder model and machine learning technologies in a pre-existing deep learning model to detect suspicious financial activities and alert the appropriate authorities, allowing them to take appropriate action. Although some machine learning techniques have demonstrated promising upshots, they do not detect new patterns or deal with large amounts of data to improve accuracy after reaching a saturation point. LSTM worked brilliantly in the trials, reaching 99.95% accuracy in less than a minute. The unique applicability of LSTM in prediction is ensured by prior experience and the correlation between prediction outputs and historical input. Many-state memory cells and gates are incorporated into the framework. Due to its vital role in ensuring that data is transmitted unmodified, the cell's state is at the core of the information-transfer process [210].

Several studies used other deep learning frameworks productively for a similar cause. To illustrate, Pandey [211] introduced the H2O deep learning framework in credit card forgery detection. The pattern of the model enables multiple algorithms to aggregate as modules, and their outputs can integrate to improve the final output accuracy. Concurrently, the efficiency of the algorithms rises as the dataset length grows while using this framework; thus, adding more algorithms with equivalent formats and datasets can elevate this model. Pumsirirat and Yan [212] propound an autoencoder-based DL model for credit card fraud identification. The model concentrates on fraud cases that cannot be recognized through prior knowledge or supervised learning. Concurrently, the authors suggested a novel restricted Boltzmann machine (RBM), which contains visible and hidden layers, and auto-encoder model for altering

ordinary transactions to detect anomalies. The output accurately depicted the root mean squared error, the area under the curve, and the mean squared error with a 96.03% accuracy.

Another type of financial fraud is tax fraud, the malicious act of falsifying a tax return document to reduce someone's taxation. Low fiscal revenues are weakening governmental investment [213]. When it comes to the property acquisition tax, Lee [214] implemented a reliable sampling technique for tax-paying citizens. The data from 2,228 returns were fed into autoencoder, a well-known unsupervised deep learning technique, to calculate the potential tax shortfalls for each return based on an estimate of the rebuilding faults. The sorted reconstruction ratings are compatible with practical context, implying that the defects can be exploited to identify suspicious payers for auditing in a cost-efficient strategy. Utilizing the recommended strategy in real-world tax administration can reinforce the self-assessment acquisition tax system.

López et al. [215] researched tax fraud detection in the context of individual income tax filings. Neural networks application enabled the taxpayers' segmentation and the possible assessment of a particular taxpayer attempting to avoid taxes. The neural network outcome categorizes whether a taxpayer is deceitful or not as well as reveals a taxpayer's proclivity for unethical activities. In other words, it classifies individuals based on their potential of convicting and also calculates the propensity of tax fraud per taxpayer. The chosen model excelled over other tax fraud detection algorithms with an accuracy of 84.3%. It would be interesting to see this concept applied to additional taxes in the future.

3.11. Computer vision

To a broader extent, computer vision is an interdisciplinary branch of computer science study that examines how computers can quickly recognize digital images and movies. The predominant processes include extracting, analyzing, and comprehending relevant information autonomously about a specific picture or a series of images [216]. Computer vision implies the algorithmic and theoretical roots for spontaneous ocular comprehension. The growth of computer vision is reliant on the computer technology system, focusing on image quality enhancement or image classification [217]. Researchers often use the terms interchangeably in the basic approaches because of the overlapping with image processing. However, the core aim of computer vision is to develop models, data extraction, and information from images. On the other hand, image rectification deals with applying computational alterations to pictures, such as sharpening and contrast, among other things [218]. Deep learning algorithms recently tackled major computer vision tasks like face recognition, object detection, human pose estimation, action recognition, activity recognition, and fruit defect detection [219].

3.11.1. Object detection

Object detection has attracted massive attention as a vital function in computer vision, in which CNN has made substantial headway [220]. Object detection is, in essence, the first step in several computer vision applications, including logo detection, face recognition, pedestrian identification, and video analysis. One-stage detectors (YOLO and its variants) and two-stage detectors (region-based CNN (R-CNN)) are the two primary families of object detection deep learning frameworks [221]. One-stage detectors do not need the cascaded zone classification step to

make qualitative predictions of objects on every position of feature maps. Two-stage detectors, on the other hand, have a proposal generator that makes a handful of suggestions before feature extraction. When dealing with complicated models, deep neural architectures are superior to simple ones [222]. Using the weight-sharing principle, CNN is a feed-forward neural network. CNNs are not precise for minor data, but produce high accuracy for vast image datasets [223]. However, to execute computer vision tasks, CNNs require large labeled datasets. It is a fusion of multiple functions and integration that shows how they intersect. The CNN layered structure for object detection is shown in Fig. 3.

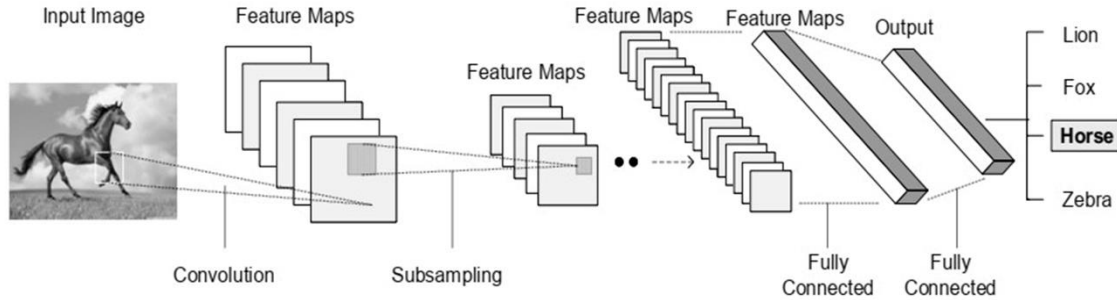


Fig. 3. Layered CNN structure for object detection (reprinted with the permission of Elsevier from [224])

For object detection, deep R-CNNs have been widely deployed. Ouyang et al. [225] suggested a deformable deep CNN for generic object detection. This constrained pooling layer in the recommended deep design simulates the deformation of object portions with geometric compensation and limitation. The researchers introduced diverse models by changing the training process, net topologies, and altering some vital components in the detection pipeline. This strategy exceptionally optimized the model's averaging efficacy. The proposed technique elevated the mean averaged precision by RCNN from 31 to 50.3, exceeding GoogLeNet, the winner of the ILSVRC2014, by 6.1%. The extensive experimental evaluation also provides a detailed component analysis. Doulamis and Doulami [226] explored a deep model's representation capacities in a semi-supervised scenario. The method overcame deep learning's crucial drawbacks by utilizing unsupervised data to construct the network, and then fine-tuning the data using a gradient descent optimization process. Unsupervised learning appreciates more abstract representations to reduce the input data, thus optimizing the model's stability, accuracy, and reliability. In addition, an adaptive approach allows modifying the model dynamically to the digital photogrammetry conditions.

3.11.2. Face recognition

Given the enormous diversity of face images present in the real world, face recognition is amongst the most complex biometrics attributes to use in open circumstances [227]. Face recognition structures are frequently comprised of several components, such as an image, face detection, face alignment, face representation, and face matching. Researchers have focused on specialized approaches for each face variation owing to the feature's sturdy complexity in unconstrained environments. Many new face recognition architectures have been presented in tandem with deep learning advances, and some even come near to human performance. Extensive research with acceptable outcomes has

been conducted on the issues of illumination, position, and expression [228]. However, when dealing with noisy photos, the precision of most methods deteriorates dramatically. Humans can often have a hard time distinguishing an identity from a seriously noisy face.

Zadeh et al. [229] designed a local model with convolutional specialists constraints (CMLs) for facial landmark detection by adding a set of appearance prototypes of diverse poses and expressions. A pivotal part of the CE-CLMs is the Convolutional Experts Network (CEN), a new local sensor that blends neural structures with expertise in an end-to-end framework. The findings suggest that launching from iteratively-stated CEN network weights while exerting Menpo trained data alone does not yield competent outcomes. However, applying plain datasets of the Curriculum Learning paradigm [230] and switching to Menpo training data gave satisfactory results. Deng et al. [231] suggested UV-Generative adversarial networks, a painstakingly built system that unifies global and local adversarial deep CNNs to develop an identity-preserving facial UV closure framework for pose-invariant visual recognition. Combining posture augmentation during training and pose discrepancy depletion throughout testing, the protocol attained a state-of-the-art affirmation accuracy of 94.05%.

To adversarially train the identity-distilled attributes, Y. Liu et al. [232] built an autoencoder system with minimal direction via facial identities. The model showed to be capable of generating identity-distilled features and extracting concealed identity-dispelled features that can preserve complementary knowledge, such as backdrop clutters and intra-personal variances. The primary limitation of deep learning approaches is that they must be learned on extremely big datasets with enough variety to generalize to unknown samples. Recently, numerous large-scale face datasets, including images of faces in the wild, have been made available to train CNN models [233,234]. The studies demonstrate that neural networks may get trained as classifiers and can reduce dimensionality.

3.11.3. Action and activity recognition

Human activity recognition (HAR) plays a vital part in today's society because of its potential to assimilate extensive advanced information from raw sensor data about human actions and activities [36]. To identify sensor acquired data, early studies primarily applied naive bias, decision trees, SVM, and other classic machine learning methodologies [235,236]. Researchers have recently transitioned from traditional handcrafting to deep learning methods for HAR, especially with the advent and efficient application of deep learning algorithms. Handcrafted model representation cannot tackle complicated cases due to their limitations. However, given the success of DL models in speech recognition, NLP, image classification, and other domains, transferring them to the HAR field is a new research concept for pattern identification [237,238].

Ordóñez et al. [239] reported a classifier that can classify 5 movements and 27 hand gestures using CNN and LSTM. The methodology surpasses deep non-recurrent networks by an average of 4% and outperformed some previous findings by 9%. Results suggest that this model can be used with homogenous sensor modalities and can fuse multi-modal sensors for better execution. To reliably classify subjects or activities, Lin et al. [238] introduced a novel iterative CNN technique using autocorrelation pre-processing rather than the conventional micro-Doppler image pre-processing. An iterative DL framework was used in the proposed method to define and extract features automatically. In addition to outperforming feature-based methods employing micro-Doppler pictures, the proposed

iterative CNNs, followed by random forests, also outperform classification methods employing various types of supervised classifiers.

Even though the preceding models may distinguish human activities in general, the entire network structure is quite complex. Furthermore, the large number of parameters has a massive computational cost in these models, which is thus challenging to employ in situations where high real-time performance is required. Agarwal and Alam [240] implemented a lightweight deep learning paradigm for HAR on a Raspberry Pi3. The overall accuracy of this model on the WISDM dataset was 95.78% using a simplistic RNN incorporating the LSTM technique. Despite its excellent accuracy and simplicity, the conceptual framework was evaluated on a single dataset with only six activities, which does not guarantee that it is generalizable. To address the drawbacks, Xia et al. [241] introduced a unique deep LSTM-CNN for HAR that can extricate activity features and categorize them automatically using only a few factors. The network was tested with three of the most often utilized publicly available datasets. The analysis showed that the network not only has fewer parameters with great precision but also has fast convergence speed with sufficient generalization aptitude. In many computer vision applications, deep learning has outperformed older methodologies due to the capacity of DL algorithms to learn characteristics from raw data, depleting the need for constructed feature detectors and descriptors.

3.11.4. Human pose estimation (HPE)

The goal of the HPE problem, which has existed for centuries, is to determine how well sensor inputs can be used to estimate human posture. The HPE system attempts to determine a human's body position from still images or moving video. It is an important research field because it involves various applications, including activity recognition, action detection, human tracking, movies, virtual reality, sports motion, video surveillance, human-computer communication, medical assistance, and self-driving analysis. HPE is challenging because of the wide variety of body types, self-obscuring stances, and complex environments that might occur from the great degree of freedom of interconnected joints and limbs [242]. Toshev and Szegedy [243] initially tried to instruct an AlexNet-like DNN to determine joint points from complete pictures without utilizing any models or part detectors. A multi-stage refining regressor cascade architecture improved the performance and modified the cropped images from the previous step. Similarly, Pfister et al. [244] used a string of concatenated frames to implement an AlexNet-like network to forecast the human stance in films. The use of joints alone without the context is not robust; however, turning them into numerical-joint positions from heatmap supervision monitoring can benefit both approaches.

Yang et al. [245] developed a Pyramid Residual Module (PRM) to increase DCNN stability across levels to swap the Hourglass network's residual module. This method exhibited considerably enhanced performance compared to the earlier state-of-the-art procedures. Papandreou et al. [246] developed a box-free, multi-tasking ResNet-based network for pose evaluation and occurrence classification. In real-time, the ResNet-based network can forecast joint heatmaps of all critical spots of all people, as well as their relative displacements. Then, the most confident detection is grouped, adopting a decoding strategy focused on a tree-structured kinematic graph. Furthermore, the network acquired a greater average precision and above 5% absolute advancement over the former top-performing approach

on a similar dataset. Other studies [247–250] mainly focused on moderately constrained directions, such as 3D HPE, RGB-D-based action identification, body parts-based HPE, and monocular-based HPE model-based HPE.

3.12. Ecology

The endless data stream offers ecologists a new challenge: finding or developing the analytical models required for data extraction from the massive amounts of video feeds and streaming photos [251]. On the other hand, obtaining usable footage in maritime zones to attain acceptable computing performance provides a unique set of obstacles compared to terrestrial situations. Variable water purity, obstruction due to schooling fish, complicated background formations, and diminished light with increased depth are some environmental complications that might interfere with clear footage in aquatic ecosystems [252]. Though certain elements may affect the image and video quality, deep learning techniques have evinced effectiveness in a variety of marine implementations. Deep learning algorithms are currently pirouetted around marine environments to automate the classification of certain species. Not surprisingly, the most common use of deep learning is identifying species from recordings of sounds or images or videos. These investigations already cover a wide variety of organisms, from bacteria and protozoa to plants, insects, and vertebrates, both living and extinct, and from microscopic to planetary levels [210,253,262,254–261].

Deep learning's capacity to comprehend features from data is what deems it so powerful. Unsupervised algorithms have no specified output and are frequently used as a systematic appliance to find patterns in data, minimize dimensions, and classify groupings [251]. Ditría et al. [263] emulated the speed and precision of deep learning approaches opposite to human counterparts for verifying fish abundance in underwater video clips and photos to test its adequacy and relevance. They designed three prototypes using Mask R-CNN, an object detection framework to locate the aspired species called luderick (*Girella tricuspidata*). In single image test datasets, the machine topped marine specialists by 7.1% and citizen scientists by 13.4% and outperformed in video datasets by 1.5% and 7.8%, respectively. These results confirm that deep learning is a better tool to evaluate abundance with stable results and is portable across survey locations than humans.

Another vast potential of deep learning is to detect disease symptoms similar to existing applications in the medical sector. For example, CNNs can identify tree defoliation and crop illnesses. Rather than accounting for each feature independently through explicit modeling, Kálin et al. [264] built a joint distribution of techniques, applying 5-fold cross-validation for the preliminary investigation to eradicate any train-test split bias. Defoliation frequencies were distributed evenly among all 5 folds. On one of the datasets, this technique performed only 0.9% less than a group of human experts. This protocol can spot malnutrition, scars, and the presence of apparent diseases in wild plants and animals. Although species-specific models might forecast tree stress in a better way, the study does not have enough training data for each species to build a robust algorithm. In consequence, complex situations, including abundantly defoliated trees or a green canopy with trivial defoliation, can produce errors.

Deep learning can also automate attribute recognition from herbaria and natural photos, including leaf position, vein structure, bloom color, and leaf shape. Linking properties detected by deep learning to databases can pave the way for new datasets to investigate plant diversity research [265]. Using algorithms based on deep learning to automate the recognition and extraction of characteristics is a novel field of study. Immense efforts are being made for the

digitalization of herbaria to streamline access and conserve sensitive specimens. In the United States, the iDigBio portal, a federally supported primary collector of museum specimen records, has over 1.8 million georeferenced and photographed vascular plant specimens [266]. Carranza-Rojas et al. [254] integrated deep learning algorithms into enormous herbarium picture sets as a first contribution in this regard, by analyzing over 260,000 visuals of herbarium sheets comprising over 1,204 distinct species. The method achieved a top-one species recognition rate of 80% and a top-five efficiency of 90%. However, due to the vast differences in the visual guise (e.g. inviolable color discrepancy and the 3D object's alteration), the researchers discovered that it is now impractical to transmit specialized information from a herbarium to field recognition.

Humans can abstract widely between topics and make accurate judgments with minimal information. However, deep learning algorithms have limited abstraction and reasoning capabilities. Only a few researches have looked into combining different plant organs or perspectives to improve accuracy [267,268]. Owing to the high effort required to collect and label the datasets, completely automated species identification remains a long way off. The excellence of an automatic detection model is determined not only by the quantity but also by the caliber of the given training data [269]. On the contrary, most of the reviewed research indicates a deficit in the available qualifying data.

3.13. Fluid dynamics

Fluid dynamics is an area of applied science dealing with the flow of liquids and gases. Three conservation laws define fluid dynamics: mass conservation, linear momentum conservation, and energy conservation. Computational fluid dynamics (CFD) is a set of numerical methods for providing a rough solution to fluid dynamics and thermal difficulties. CFD is not a science in itself but rather a means of applying numerical analysis principles to heat and mass transfer [270]. It provides an extensive analysis of airflow motion, contaminant transport, and heat transfer in enclosed places. CFD helps with wind flow and contamination dispersal analysis surrounding buildings in metropolitan surroundings, but still confronts several difficulties concerning computing cost and accuracy.

The neoteric success of deep neural networks (DNNs) has been facilitated by a high abundance of computational power that takes advantage of the multi-layer architecture. Not long ago, DNNs gained notoriety in turbulence modeling or, comprehensively, in high-dimensional area, complex dynamical systems [271]. Fonda et al. [272] scrutinized heat transport characteristics of turbulent Rayleigh–Bénard convection in horizontally expanded systems by using deep-learning frameworks. The researchers applied the deep CNN trained method to measure the heat transfer's fraction and time variations. The slowly evolving turbulent superstructures received special attention because they are larger than the height of the convection layer. The strategy trains a deep CNN with a U-shaped configuration that has a contraction branch and an expansion branch, simplifying the complicated 3D superstructure in the midplane layer to a temporal planar network. As a result, data compression happens when the maximum Rayleigh number is more than five magnitudes. This shows deep learning's utility to parameterize convection in global models of stellar and atmospheric convection. The U-specialized net's architecture requires fairly minimal training datasets that proved to be the most effective for ridge extraction, especially for noisier data at higher Rayleigh numbers. Nonetheless, the study did not provide information on the network's efficiency at lower Rayleigh numbers.

Another study conducted by Daw et al. [273] applied extensive fluid flow simulations to climatology and turbulence to forecast turbulent flow by identifying exceptionally nonlinear phenomena from spatiotemporal velocity fields. Specifically, they introduced adaptable spectral filters along with a specific U-net for assertion. The concept exhibits substantial declines in error prediction compared to state-of-the-art baselines. Most crucially, this procedure accurately previes over physical entities that satisfy favorable physical attributes, such as the conservation of mass, and also simulates the acute turbulent kinetic energy field and spectra for precise predictions. Another novel approach in this discipline is model recognition of reduced-order fluid dynamics process applying deep learning, which is a computational simulation-based method to create mathematical patterns of dynamic physical systems.

Reduced-order modeling (ROM) is one of the effective system identification strategies for reducing the complex and excessive dimensional size of discrete dynamical systems. Air pollution modeling, nonlinear large-scale systems, optimal control, ocean modeling, form optimization, neutron difficulties, sensor placement optimization, porous media problems, aerospace, multiscale fracture, and shallow water are some examples of its usage [274–282]. Subsequently, Wang et al. [280] developed a ROM initially by combining a deep learning algorithm (LSTM) with suitable orthogonal decomposition (POD) methodologies. The results revealed that the DL ROM (DLROM) can capture sophisticated fluid dynamics with a CPU cost of less than 1/1000.

While DLROM offers better potentiality in prediction than earlier ROMs [283], deep learning frequently demands the availability of massive training data that greatly surpass the network's parameters. When the probability distributions of the novel input data deviate from those of the training data, the resulting models are typically acceptable for interpolation but may not be adequate for extrapolation. Nevertheless, the effects of expanding this method to variable parametric obstacles, such as the real-time response to natural disasters, are unknown.

Table 2 provides a summary of the reviewed studies on the uses of deep learning in various sectors.

Table 2. Overview of the surveyed studies conducted on the applications of deep learning

Applications	Algorithms/ Models	Objective	Outcome	Remarks	Ref.
Transportation Prediction	Attention based ConvLSTM, Bi-LSTM	Extracts fundamental properties of traffic flow data using hybrid and multiple layer architectures	The combination of attention ConvLSTM and Bi-LSTM performed better than the existing models.	They considered a relatively small and simple road network. Therefore, CNN and Bi-LSTM methods might be unable to completely utilize traffic flow's complex and dynamic properties.	[120]
	Attention-based CNN- LSTM	Traffic flow forecasting	The accuracy of the model was found 99%	Weather and other factors such as accidents and road closures can be factored into the model to enhance it.	[121]
	Deep stacked autoencoder to present features in a lower dimension	Predict the travel times	Showed better performance than applying Deep NN in the initial training data.	Wasn't capable of capturing traffic dynamics during heavy snow.	[122]
Agriculture	Transfer learning to train Deep Convolution NN	Plant leaf stress detection	Achieved 93% accuracy	For certain diseases (CBSD, BLS, GMD), using the leaflet rather than the full leaf increased diagnostic accuracy. However, using whole leaf photos enhanced accuracies for others (CMD and RMD).	[124]
	Multi-layer CNN	Distinguish between healthy and stressed mango leaves	Achieved 97.13% accuracy	Employing a new activation function in place of Softmax can improve CNN's performance	[284]
	CNN	Plant disease identification	Mildly diseased images were difficult to identify but accuracies were higher for other cases.	In all situations, a few hundred photos appeared to be sufficient to produce credible findings, but this quantity must be approached with caution.	[125]
	UNet-CNN	Classify and identify cucumber powdery mildew- affected leaves	CNN model segmented the sick powdery mildew on cucumber leaf pictures with a mean pixel accuracy value of 96.08%.	Lack of appropriate amount and diversity of the datasets.	[126]

	CNN	Fish species classification	Achieved accuracies of over 90%	General deep structures in the experiment should be fine-tuned to increase the efficacy to identify vital information in the feature space of interest, in order to reduce the requirement for vast volumes of annotated data.	[128]
Natural language processing	Collaborative adversarial network	Paraphrase identification	The model outperforms the baseline MaLSTM model	Shows excellent potential using the CAN for paraphrase identification	[130]
	RNN (LSTM) and several other models	Paraphrase identification	RNN (LSTM) outperforms the others	RNN shows significant performance in NLP	[131]
	Weighted Transformer	Machine Translation	Outperformed state-of-the-art methods	The model ignores the modeling of relations among different modules.	[285]
	Single Neural Machine Translation	Machine Translation	The method works reliably on google scale production setting	The performance of zero-shot translation is frequently insufficient to be practical, as the basic pivoting strategy quickly outperforms it.	[132]
	Deep-attention model	Machine Translation	In comparison to the best methods currently available, deep attention performs exceptionally well	The technique could be implemented on other tasks like summarization and it could adapt to more complex attention models.	[133]
	BiLSTM with CRF	Sentiment analysis (extracting aspect opinion target expression)	Outperformed the existing research	Unable to represent several aspects of sentences and did not investigate the explicit location contexts of words	[137]
	LSTM	Sentiment Analysis	Outperformed the existing research	Unable to represent several aspects of sentences and did not investigate the explicit location contexts of words	[138]
	Domain attention model	Multi-domain sentiment categorization	Evaluated on multiple datasets and showed better performance than the state-of-the-art techniques	Can pull out the most distinctive features from the hidden layers, reducing the number of labeled samples required.	[139]

	Weakly-Supervised Multimodal Deep Learning (WS-MDL)	Prediction of multimodal attitudes in tweets	Better performance than supervised and other weakly supervised models.	The order of the emotion icon levels might be further investigated, and this may be included as a constraint to the proposed WS-MDL technique.	[140]
	CNN, LSTM	Sentiment classification	Achieved accuracy of 87%	In future work, bag-of-word and word embedding techniques can be combined	[141]
	ConvLstm (merged CNN and LSTM)	Sentiment analysis	Performed better than existing works with less number of parameters	Local information loss may be reduced, and long-term dependencies can be captured using the suggested design	[142]
	Attention-based LSTM	Question answering	Better performance than baseline approaches	Modeling more than one aspect simultaneously with the attention mechanism would be an interesting addition to the experiment	[143]
	Hierarchical TF-IDF document retriever and a BERT document reader	Question answering	Significant improvement of the baseline techniques for the Arabic language	They introduced a dataset (ARCD). However, ARCD's questions were created with certain paragraphs in mind; without that context, they might seem ambiguous.	[144]
	CNN, LSTM	Visual Question answering	Will be helpful to study the reduction of the network model size.	Determining the rank is an NP hard problem in the low-rank decomposition, and their method is still constrained in this area by inserting hyper-parameters	[145]
	Tree-LSTM	Visual Question answering	Better performance than existing Hie and Deeper LSTM	The representational ability of the network could be improved in future.	[146]
	CNN, LSTM	Visual Question answering	Outperformed the existing studies by 5%	The approach might be used on unstructured information sources, such as online text corpora, in addition to structured knowledge bases	[147]
	Reinforcement Learning technique and an encoder-	Summarization	Performed better than baseline Bi-LSTM	The model may suffer from large variance since they use an approximation in the Reinforcement Learning method training objective function	[149]

	extractor network architecture's RNN sequence model				
	Autoencoder, Ensemble technique	Summarization	Ensemble learning models showed significant improvements in Rouge recall and good F-measure outcomes.	A few more unsupervised NN techniques, such as Restricted Boltzmann Machines and stacked-auto-encoders, could be included in the experiment to improve the robustness of the suggested technique.	[150]
	RNN-LSTM, RBM	Summarization	First experiment where RBM and RNN-LSTM have been paired for predicting sentiment polarity.	Doesn't get the difference between active and passive sentences.	
Biomedicine	Cascaded-CNN (C-CNN)	Prediction of alpha carbon atoms throughout the core structure of proteins	C-CNN outperformed (88.9%) the Phoenix-based structure construction method (66.8%)	Adding protein structural details for training the networks can enhance the model	[157]
	deepMiRGene (RNN+LSTM)	Prediction of structural characteristics of precursor miRNAs	deepMiRGene performed better having accuracy between 88%-91%	The most important contribution was the elimination of rigorous manual feature development.	[159]
	DNN	Prediction of gene expression interference	Outperformed LR in 99.97% of the key genes	Demonstrated high accuracy than the linear regression model	[161]
	FCNNs, CRF, RNN	Cerebral malignancy identification	The integration of FCNNs and CRF-RNN acquired an accuracy of 88%	2D CNNs lack the essential capabilities to fully utilize 3D information from MR	[165]
	CNN	Identifications of kernels for gliomas segmentation in the images derived from MRI	88%, 83%, 77% accuracy acquired	CNN model demonstrated to be legitimate in the Cerebral Tumor Classification database	[167]
Bioinformatics	DNN, RNN	Identification of AMPs	Best performance having an accuracy of 91.01%	Eliminated the dependency on domain experts for feature creation by employing a deep network model	[168]

	DeepCpG	Single-cell DNA methylation prediction	Obtained accuracy of 83%	The strength of the DeepCpG extracting predictive sequence from large (<1000 bp) DNA sequence.	[169]
	EPIVAN	Identification of enhancer-promoter interactions	accuracy ranging from 96.5% to 98.5% in different datasets	The model can be utilized in transfer learning	[171]
	mlDEEPre	Prediction of Multiple Enzyme Functions	97.6% of accuracy with a standard deviation of 0.27	mlDEEPre can be effortlessly merged into DEEPre to handle functional predictions.	[174]
Disaster Management Systems	CDNN algorithm	Flood catastrophe identification	Higher accuracy (93.2%) level than the current approach of DNN and ANN	The model can be improved with IoT-based devices using cutting-edge algorithms at each stage of flood identification	[177]
	CNN-based architecture	Early fire detection	High accuracy of from 89% to 99%	Capable of early-stage fire detection with high accuracy and in addition to providing an automated response	[180]
	SVM, LR, CNN classifier	CNN-based deep learning algorithm to classify the trending catastrophic topics from social media	SVM (63%-72%), LR (44%-60%), CNN (81%)	CNN took longer to learn than SVM and LR as there were more parameters to consider making it difficult to employ for web-based learning	[33]
	RNN, CNN, MCA-based model	Disaster information management	Minimal accuracy 73%	MCA based model can include more textual and metadata to optimize the final categorization results	[184]
Drug discovery and toxicology	DNN-QSAR model (SAE, DBN, DNN)	Prediction of impacts of EDCs on the endocrine system, particularly (SHBG) and (ER).	The accuracy of DBN-QSAR was 90%,	DNN was more effective for evaluating qualitative responses	[187]
	SVM, LDA, CART	Identifying EDCs through the ER	Overall projected accuracy confirmed by the screening of EDC assay was 87.57%	The estrogenic activity of 109 compounds was predicted using the best model, SVM.	[186]

	CNN	Reaction prediction and Retrosynthesis	The model achieved a 95% retrosynthesis accuracy and a 97% response prediction accuracy	The model demonstrated the extreme capability of ranking the real reactions precisely	[190]
	Multimodal Deep Neural Network (MDNN)	To build a connection between DDI and other targets and enzymes.	DDIMDL outperformed by achieving around a 99% of accuracy rate	Demonstrated the impact of structural information and multimodal features on prediction accuracy	[191]
	Autoencoder (SSP, TSP, GSP)	Predict the therapeutic effects of drug-drug interaction	classification accuracy between 97%–97.5%	Therapeutic implications of the DDIs predicted should be verified	[195]
Partial Differential Equations	5-layer deep neural network	Building multi-physics/multi-scale modeling	For noise-free training data, the error in predicting unknown parameters was 0.023% and 0.006%, respectively.	Capable of accurately identifying the unknown parameters despite variations and the significant time interval between the two training images.	[196]
	Deep residual network (ResNet)	Solving SBVPs with high-dimensional uncertainty	DNNs predicted the mean with less than 1.35% relative L_2 error	Trained DNNs were found to transition effectively to inputs from non-distribution data	[286]
	CNN based encoder-decoder network	Solving SPDE and uncertainty assessment tasks	300 epochs and 200 epochs for PCS and DDS respectively along with 8 to 12 images	Surrogate model PCS outperformed data-driven DDS and demonstrated the capability of incorporating prediction uncertainty	[198]
Financial fraud detection	LTSM	To catch consumer behavior detecting credit card fraud	Enabled fast experimentation with good accuracy	Can be compared with other variants of RNN such as Bidirectional Many-to-Many and plain neural work	[207]
	LTSM, RNN, ANN	Evaluating the effectiveness of deep learning techniques in financial fraud detection	LSTM technique achieved the best performance	Did not specify the network size and sensitivity	[209]
	LSTM	Credit card fraud detection	Detected suspicious financial activities and alerted the appropriate authorities with 99.95% accuracy	It can study even complex data structures and adjust to changed fraud trends dynamically	[204]

	H ₂ O framework	Credit card fraud detection	Enabled multiple algorithms to aggregate as modules, and their outputs can integrate to improve the final output accuracy	Adding more algorithms with equivalent formats and datasets can elevate this model	[211]
	Autoencoder and RBM	Altering ordinary transactions to detect anomalies	Worked with 96.03% accuracy	Should use real credit card fraud occurrence with massive quantities of data	[212]
	Multilayer Perceptron neural network (MLP)	Tax fraud detection	Classified individuals based on convicting potentiality and calculates the propensity of tax fraud per taxpayer with 84.3% accuracy	Can facilitate tax department with effective decision-making regarding strategic planning	[215]
Computer Vision	CNN	Generic object detection	The proposed method increased the RCNN's mean average precision from 31 to 50.3. It also exceeds GoogLeNet, the winner of the ILSVRC2014, by 6.1%	The addition of a def-pooling layer provides the model with a richer set of options for handling deformations and incorporating deep architectures	[225]
	Semi-Supervised	Overcoming the crucial drawbacks of the object detection model	Translated the input data into more compact and abstract representations, which enhanced the model's convergence, stability, and performance	Allows modifying the model dynamically to the digital photogrammetry conditions.	[226]
	Global adversarial deep CNNs	Face recognition model	Protocol attained 94.05% state-of-the-art verification accuracy	Can generate identity-distilled features and also extract concealed identity-dispelled features but lacks generalization	[231]

	CNN and LSTM	Human activity recognition	Outperformed previous models by up to 9%	The framework is useful with similar sensor modalities, and it can combine them for enhanced performance	[239][211][211][241][241][241][241]
	LSTM	Decreasing the parameters and computational cost of the preceding action and activity recognition model	The overall accuracy of this project was 95.78% on the WISDM dataset	It was tested on enough datasets to guarantee its generalizability	[240]
	Autoencoder	Building an autoencoder system with minimal supervision via face identities	The model was able to generate identity-distilled features and also extract concealed identity-dispelled features	Did not specify the exact dependence on range resolution	[215][215][215][245][245][245][245]
	ResNet based network	Human pose recognition	The network could forecast joint heatmaps and relative displacements of all key points for all people in real-time	Notwithstanding its simplicity, it offered state-of-art outcomes against the challenging benchmark	[246]

Ecology	Mask R-CNN	To compare the deep learning algorithms for determining fish abundance with human counterparts	The deep learning algorithm outperformed marine specialists by 7.1% and citizen scientists by 13.4%	Evaluated abundance with stable results and is more portable across survey locations than humans	[263]
	CNN	Tree defoliation identification	Identified tree defoliation 0.9% less accurately than a group of human experts	Can produce errors during complex situations due to data deficiency	[264]
	DNN and Transfer learning	To automate characteristic recognition and extraction.	The top-one species identification accuracy was 80%, while the top-five accuracy was 90%	It is not possible anymore owing to vast differences in visual appearance	[254]
	CNN	Directly identifying ant genera from the profile, head, and dorsal views of ant photos	Gained over 80% accuracy in top-1 classification and over 90% in top-3 classification while reducing total classification error	Contributes novel understanding of ensembles for multi-view structured data and transfer learning processes for probing commonalities in multi-view CNNs	[268][211][211][211][241][241][241][241]
	CNN	Testing the efficiency of deep learning in classifying habitus images.	CNN has high accuracy and can be utilized for many classification jobs	Taxonomic resolution and classification recall both have room to improve. Network structure, image quality, or the total class number to be predicted	[288]
Fluid Dynamics	Deep CNN	To scrutinize heat transport characteristics of turbulent Rayleigh–Bénard convection	Simplified the complicated 3D superstructure in the midplane layer	Did not provide information on the network's efficiency at lower Rayleigh numbers	[272]

	Physics-guided neural networks (PGNN)	To forecast turbulent flow	Showed significant improvements in error prediction over state-of-the-art benchmarks	Precisely simulate the turbulent kinetic energy field and spectrum that are vital for accurate turbulent flow prediction	[273]
	DLROM and POD	Describing the conservation of mass and momentum in fluids	Comparison with earlier ROMs clarified that the DLROM has better potentiality in the prediction	The consequences of applying this approach to transitioning parametric constraints, such as real-time response to natural disasters, are uncertain.	[280]
	ROMs and POD	To conduct a comparative analysis using three ROM applied to a biological model	Comparison of POD-DEIM and Gappy POD solutions revealed similar levels of accuracy	The model did not converge when the number of MPE points was low	[274]
	POD and ROM	Using an efficient adjoint technique to optimally collect targeted observations	When compared to the high fidelity model, the size of the problem is decreased by a factor of 200	It ensures that the sensors are positioned at the optimum distance from one another	[212]

Based on our prior discussion, Table 3 represents the relationship among the mentioned fields i.e. how deep learning techniques on vision, audio, and NLP helps the other concrete applications, such as transportation, agriculture, bioinformatics, and ecology.

Table 3. How deep learning techniques on vision, audio, and NLP helps the other concrete applications

Application Area	DL Techniques	Benefits and Applications
Transportation	Object Detection	<ul style="list-style-type: none"> - Enhancing autonomous driving by identifying pedestrians, vehicles, and road signs - Real-time surveillance for safer navigation - Traffic flow analysis and optimization
	Image Segmentation	<ul style="list-style-type: none"> - Identifying road lanes and obstacles for self-driving cars - Accurate mapping and localization using satellite imagery
Agriculture	Crop Monitoring	<ul style="list-style-type: none"> - Identifying crop diseases, pests, and nutrient deficiencies through image analysis - Precision agriculture and yield prediction
	Object Recognition	<ul style="list-style-type: none"> - Differentiating between various plant species and weeds for targeted intervention
Disaster Management	Image Analysis	<ul style="list-style-type: none"> - Aerial imagery interpretation to assess disaster extent and damage - Identifying trapped survivors in disaster areas
	Sentiment Analysis	<ul style="list-style-type: none"> - Analyzing social media data for real-time disaster response and understanding public sentiment
Drug Discovery	Molecular Structure	<ul style="list-style-type: none"> - Predicting molecular interactions and drug-binding sites for drug design - Accelerating drug discovery process
	Image Analysis	<ul style="list-style-type: none"> - Analyzing medical images to identify potential drug candidates and understand their effects
Toxicology	Toxicity Prediction	<ul style="list-style-type: none"> - Predicting toxicity of chemicals and compounds, aiding risk assessment - Reducing animal testing through computational models
Bioinformatics	Sequence Analysis	<ul style="list-style-type: none"> - Analyzing genetic data for disease prediction and personalized medicine - Identifying genetic markers for various conditions
	Protein Structure	<ul style="list-style-type: none"> - Predicting protein structures to understand their functions and interactions - Advancing drug discovery and understanding diseases

Ecology	Image Classification	- Identifying and tracking wildlife species for biodiversity monitoring - Detecting habitat changes and invasive species
	Sound Classification	- Monitoring ecosystem health by analyzing animal calls and environmental sounds
Fluid Dynamics	Image Analysis	- Analyzing fluid flow patterns in images or simulations - Identifying turbulence and vortices for better predictions
	Data Analysis	- Processing large volumes of flow data for insights and predictions

4. Challenges and benefits of deep learning applications

Deep learning is an incredibly important computational tool due mostly to its accuracy in data prediction and analysis. Since DL does not require the use of previously processed data, the input of raw data can be computed through branched layers that separately analyze the data and represent it to the next layer for further processing [287]. Deep learning is useful when dealing with enormous data since it can extract information from it, eliminating the need for data training and the associated computational expenditures. It is also notable for its expression and optimization capabilities, which make it so effective at processing data without training [288]. As the volume and complexity of available data continue to rise at an exponential rate, deep learning is gaining recognition as a crucial tool for more efficient data collection and analysis [289].

Several challenges of deep learning applications are common across various fields. Because of its independence from training data, deep learning demands rigorous data collection for proper analysis and processing of such a large number of data. Hence, medical, research, healthcare, and environmental data are challenging for large-scale data compilation, reducing the efficacy of deep learning [290]. Particularly of concern are data quality and structure, as data from health, research, and environmental studies are highly heterogeneous, full of ambiguity and noise, and often incomplete, which frequently presents problems for the model. Another issue with deep learning is that it typically assumes inputs to be static vectors and cannot readily incorporate time variables as inputs. Owing to the complex relationship of signals across time, samples are irregular, which influences the model's performance, particularly when dealing with health data [291–296].

Domain complexity, such as diverse data and insufficient information, and black boxes, the complexity of algorithms that aren't understood, offer challenges for the system and inhibit the growth of data comprehension [287,297,298]. Some studies have found that using multimodal data improves the accuracy of the results, while others report that the heterogeneous nature of the data makes it difficult for the program to implement the necessary mechanisms [299–302]. It is also challenging for deep learning algorithms to overcome the problem of label omission in many datasets [38].

5. Conclusions

To effectively forecast and analyze data at all levels, deep learning uses cutting-edge methods, combining ideas from machine learning, deep neural networks, and artificial intelligence to construct models that utilize data representations at each level. This review investigated numerous deep learning application pathways as well as the framework and modeling for each unique deep learning application across a variety of fields. Additionally, some of the most significant and commonly experienced obstacles and technical issues associated with using deep learning were discussed. Research domains might specialize in addressing specific difficulties and issues by analyzing the common obstacles encountered by deep learning applications across numerous fields. Data volume, quality, modeling, domain complexity, and representation are some of the issues that deep learning applications have in common with other disciplines.

When processing massive amounts of data, it is best to employ a gated architecture, such as LSTM or GRU units, for extracting persistent information. In a neural network designed for multimodal learning, some of the neurons are used for all tasks, while others are trained to perform specific tasks. The irregularity problem in temporal sequence similarity measurement is addressed by a suggested approach that uses dynamic time warping. For labeling challenges, data can be implicitly labeled by applying acquired knowledge to fresh datasets for the same task or by utilizing an autoencoder for a variant architecture, such that transfer learning can be accomplished. Methods like knowledge distillation, which condenses the data learnt from a complex model so that it is simpler and easier to execute, and attention mechanisms, which employ an understanding of historical data to forecast results, are also being utilized to improve interpretability. Recent advances in quick solutions to current difficulties point to a promising future for deep learning techniques in multi-field applications. Future research should focus on better understanding the issues related to the construction of adequate datasets for deep learning models, including but not limited to data quality, volume, domain complexity, and privacy.

References

- [1] Y. Lecun, Y. Bengio, G. Hinton, Deep learning, *Nature*. 521 (2015) 463–444.
<https://doi.org/10.1038/nature14539>.
- [2] D. Michelsanti, Z.-H. Tan, S.-X. Zhang, Y. Xu, M. Yu, D. Yu, J. Jensen, An overview of deep-learning-based audio-visual speech enhancement and separation, *IEEE/ACM Trans. Audio, Speech, Lang. Process.* 29 (2021) 1368–1396.
- [3] S.-Y. Chuang, H.-M. Wang, Y. Tsao, Improved lite audio-visual speech enhancement, *IEEE/ACM Trans. Audio, Speech, Lang. Process.* 30 (2022) 1345–1359.
- [4] H. Ilyas, A. Javed, K.M. Malik, AVFakeNet: A unified end-to-end Dense Swin Transformer deep learning model for audio-visual deepfakes detection, *Appl. Soft Comput.* (2023) 110124.
- [5] E. Raei, A.A. Asanjan, M.R. Nikoo, M. Sadegh, S. Pourshahabi, J.F. Adamowski, A deep learning image segmentation model for agricultural irrigation system classification, *Comput. Electron. Agric.* 198 (2022) 106977.
- [6] N. Ullah, J.A. Khan, L.A. Alharbi, A. Raza, W. Khan, I. Ahmad, An Efficient Approach for Crops Pests Recognition and Classification Based on Novel DeepPestNet Deep Learning Model, *IEEE Access*. 10 (2022) 73019–73032.
- [7] M. Sami, S.Q. Khan, M. Khurram, M.U. Farooq, R. Anjum, S. Aziz, R. Qureshi, F. Sadak, A deep learning-based sensor modeling for smart irrigation system, *Agronomy*. 12 (2022) 212.

- [8] P.K. Kashyap, S. Kumar, A. Jaiswal, M. Prasad, A.H. Gandomi, Towards Precision Agriculture: IoT-enabled Intelligent Irrigation Systems Using Deep Learning Neural Network, *IEEE Sens. J.* (2021).
- [9] N. Nagaraj, H.L. Gururaj, B.H. Swathi, Y.-C. Hu, Passenger flow prediction in bus transportation system using deep learning, *Multimed. Tools Appl.* 81 (2022) 12519–12542.
- [10] R. Wang, Y. Zhang, G. Fortino, Q. Guan, J. Liu, J. Song, Software escalation prediction based on deep learning in the cognitive internet of vehicles, *IEEE Trans. Intell. Transp. Syst.* 23 (2022) 25408–25418.
- [11] M. Yu, Construction of regional intelligent transportation system in smart city road network via 5G network, *IEEE Trans. Intell. Transp. Syst.* (2022).
- [12] T.-X. Sun, X.-Y. Liu, X.-P. Qiu, X.-J. Huang, Paradigm shift in natural language processing, *Mach. Intell. Res.* 19 (2022) 169–183.
- [13] J. Guo, Deep learning approach to text analysis for human emotion detection from big data, *J. Intell. Syst.* 31 (2022) 113–126.
- [14] M.M. Li, K. Huang, M. Zitnik, Graph representation learning in biomedicine and healthcare, *Nat. Biomed. Eng.* (2022) 1–17.
- [15] L. Jiang, D. Chen, Z. Cao, F. Wu, H. Zhu, F. Zhu, A two-stage deep learning architecture for radiographic staging of periodontal bone loss, *BMC Oral Health.* 22 (2022) 106.
- [16] C. Liu, S.M.E. Sepasgozar, Q. Zhang, L. Ge, A novel attention-based deep learning method for post-disaster building damage classification, *Expert Syst. Appl.* 202 (2022) 117268.
- [17] A.M. Vinod, D. Venkatesh, D. Kundra, N. Jayapandian, Natural Disaster Prediction by Using Image Based Deep Learning and Machine Learning, in: *Second Int. Conf. Image Process. Capsul. Networks ICIPCN 2021 2*, Springer, 2022: pp. 56–66.
- [18] J. Cai, G. Xiao, R. Su, GC6mA-Pred: a deep learning approach to identify DNA N6-methyladenine sites in the rice genome, *Methods.* 204 (2022) 14–21.
- [19] M.U. Rehman, H. Tayara, K.T. Chong, DL-m6A: Identification of N6-methyladenosine Sites in Mammals using deep learning based on different encoding schemes, *IEEE/ACM Trans. Comput. Biol. Bioinforma.* (2022).
- [20] J. Jeevanandam, D. Agyei, M.K. Danquah, C. Udenigwe, Food quality monitoring through bioinformatics and big data, in: *Futur. Foods*, Elsevier, 2022: pp. 733–744.
- [21] A. Tahmassebi, J. Martin, A. Meyer-Baese, A.H. Gandomi, An Interpretable Deep Learning Framework for Health Monitoring Systems: A Case Study of Eye State Detection using EEG Signals, in: *2020 IEEE Symp. Ser. Comput. Intell.*, IEEE, 2020: pp. 211–218.
- [22] A. Kumar, M. Ramachandran, A.H. Gandomi, R. Patan, S. Lukasik, R.K. Soundarapandian, A deep neural network based classifier for brain tumor diagnosis, *Appl. Soft Comput.* 82 (2019) 105528.
- [23] F. Palazzesi, A. Pozzan, Deep learning applied to ligand-based de novo drug design, *Artif. Intell. Drug Des.* (2022) 273–299.
- [24] M. Pandey, M. Fernandez, F. Gentile, O. Isayev, A. Tropsha, A.C. Stern, A. Cherkasov, The transformational role of GPU computing and deep learning in drug discovery, *Nat. Mach. Intell.* 4 (2022) 211–221.
- [25] P. Millán Arias, F. Alipour, K.A. Hill, L. Kari, DeLUCS: Deep learning for unsupervised clustering of DNA sequences, *PLoS One.* 17 (2022) e0261531.
- [26] Z. Li, X. Lei, S. Liu, A lightweight deep learning model for cattle face recognition, *Comput. Electron. Agric.* 195 (2022) 106848.
- [27] R. Hammouche, A. Attia, S. Akhrouf, Z. Akhtar, Gabor filter bank with deep autoencoder based face recognition system, *Expert Syst. Appl.* (2022) 116743.
- [28] T. Ott, U. Lautenschlager, GinJinn2: Object detection and segmentation for ecology and evolution, *Methods*

Ecol. Evol. 13 (2022) 603–610.

- [29] N. Li, H. Huijser, Y. Xi, M. Limniou, X. Zhang, M.Y.C.A. Kek, Disrupting the disruption: A digital learning HeXie ecology model, *Educ. Sci.* 12 (2022) 63.
- [30] Y. Zhang, J.M. Gorriz, Z. Dong, Deep learning in medical image analysis, *J. Imaging.* 7 (2021) NA. <https://doi.org/10.3390/jimaging7040074>.
- [31] G. Litjens, T. Kooi, B.E. Bejnordi, A. Arindra, A. Setio, F. Ciompi, M. Ghafoorian, J.A.W.M. Van Der Laak, B. Van Ginneken, I.S. Clara, A Survey on Deep Learning in Medical Image Analysis, *Med. Image Anal.* 42 (2017) 60–88. <https://doi.org/10.1016/j.media.2017.07.005>.
- [32] M.H. Hesamian, W. Jia, X. He, P. Kennedy, Deep Learning Techniques for Medical Image Segmentation: Achievements and Challenges, *J. Digit. Imaging.* 32 (2019) 582–596. <https://doi.org/10.1007/s10278-019-00227-x>.
- [33] M. Yu, Q. Huang, H. Qin, C. Scheele, C. Yang, Deep learning for real-time social media text classification for situation awareness—using Hurricanes Sandy, Harvey, and Irma as case studies, *Int. J. Digit. Earth.* 12 (2019) 1230–1247. <https://doi.org/10.1080/17538947.2019.1574316>.
- [34] M. Wang, W. Deng, Deep face recognition: A survey, *Neurocomputing.* 429 (2021) 215–244. <https://doi.org/10.1016/j.neucom.2020.10.081>.
- [35] M. Masud, G. Muhammad, H. Alhumyani, S.S. Alshamrani, O. Cheikhrouhou, S. Ibrahim, M.S. Hossain, Deep learning-based intelligent face recognition in IoT-cloud environment, *Comput. Commun.* 152 (2020) 215–222. <https://doi.org/10.1016/j.comcom.2020.01.050>.
- [36] J. Wang, Y. Chen, S. Hao, X. Peng, L. Hu, Deep learning for sensor-based activity recognition: A survey, *Pattern Recognit. Lett.* 119 (2019) 3–11. <https://doi.org/10.1016/j.patrec.2018.02.010>.
- [37] M. Pfeiffer, T. Pfeil, Deep Learning With Spiking Neurons: Opportunities and Challenges, *Front. Neurosci.* 12 (2018). <https://doi.org/10.3389/fnins.2018.00774>.
- [38] C. Xiao, E. Choi, J. Sun, Review Opportunities and challenges in developing deep learning models using electronic health records data: a systematic review, *J. Am. Med. Informatics Assoc.* 25 (2018) 1419–1428. <https://doi.org/10.1093/jamia/ocy068>.
- [39] Y. Li, C. Huang, L. Ding, Z. Li, Y. Pan, X. Gao, Deep learning in bioinformatics: Introduction, application, and perspective in the big data era, *Methods.* 166 (2019) 4–21. <https://doi.org/10.1016/j.ymeth.2019.04.008>.
- [40] C. Cao, F. Liu, H. Tan, D. Song, W. Shu, W. Li, Y. Zhou, X. Bo, Z. Xie, Deep Learning and Its Applications in Biomedicine, Genomics, Proteomics *Bioinforma.* 16 (2018) 17–32. <https://doi.org/10.1016/j.gpb.2017.07.003>.
- [41] Q. Yuan, H. Shen, T. Li, Z. Li, S. Li, Y. Jiang, H. Xu, W. Tan, Q. Yang, J. Wang, J. Gao, L. Zhang, Deep learning in environmental remote sensing: Achievements and challenges, *Remote Sens. Environ.* 241 (2020) 111716. <https://doi.org/10.1016/j.rse.2020.111716>.
- [42] A. Kamilaris, F.X. Prenafeta-Boldú, Deep learning in agriculture: A survey, *Comput. Electron. Agric.* 147 (2018) 70–90. <https://doi.org/10.1016/j.compag.2018.02.016>.
- [43] K.P. Ferentinos, Deep learning models for plant disease detection and diagnosis, *Comput. Electron. Agric.* 145 (2018) 311–318. <https://doi.org/10.1016/j.compag.2018.01.009>.
- [44] R. Elshaw, A. Wahab, A. Barnawi, S. Sakr, DLBench: a comprehensive experimental evaluation of deep learning frameworks, *Cluster Comput.* 24 (2021) 2017–2038. <https://doi.org/10.1007/s10586-021-03240-4>.
- [45] Y. Jia, E. Shelhamer, J. Donahue, S. Karayev, J. Long, R. Girshick, S. Guadarrama, T. Darrell, Caffe: Convolutional Architecture for Fast Feature Embedding, (2014).
- [46] Y. Jia, E. Shelhamer, J. Donahue, S. Karayev, J. Long, R. Girshick, S. Guadarrama, T. Darrell, Caffe: Convolutional architecture for fast feature embedding, *MM 2014 - Proc. 2014 ACM Conf. Multimed.* (2014) 675–678. <https://doi.org/10.1145/2647868.2654889>.
- [47] S. Shi, Q. Wang, P. Xu, X. Chu, Benchmarking state-of-the-art deep learning software tools, *Proc. - 2016*

- 7th Int. Conf. Cloud Comput. Big Data, CCBD 2016. (2017) 99–104.
<https://doi.org/10.1109/CCBD.2016.029>.
- [48] Y. Deng, Deep learning on mobile devices: a review, <https://doi.org/10.1117/12.2518469>. 10993 (2019) 52–66. <https://doi.org/10.1117/12.2518469>.
 - [49] R. Xu, F. Han, Q. Ta, Deep learning at scale on NVIDIA V100 accelerators, Proc. PMBS 2018 Perform. Model. Benchmarking Simul. High Perform. Comput. Syst. Held Conjunction with SC 2018 Int. Conf. High Perform. Comput. Networking, Storage Anal. (2019) 23–32. <https://doi.org/10.1109/PMBS.2018.8641600>.
 - [50] A. Jain, A.A. Awan, H. Subramoni, D.K. Panda, Scaling TensorFlow, PyTorch, and MXNet using MVAPICH2 for high-performance deep learning on Frontera, Proc. DLS 2019 Deep Learn. Supercomput. - Held Conjunction with SC 2019 Int. Conf. High Perform. Comput. Networking, Storage Anal. (2019) 76–83. <https://doi.org/10.1109/DLS49591.2019.00015>.
 - [51] A. Dakkak, C. Li, S.G. De Gonzalo, J. Xiong, W.M. Hwu, TrIMS: Transparent and isolated model sharing for low latency deep learning inference in function-as-a-service, IEEE Int. Conf. Cloud Comput. CLOUD. 2019-July (2019) 372–382. <https://doi.org/10.1109/CLOUD.2019.00067>.
 - [52] F. Seide, A. Agarwal, CNTK, (2016) 2135–2135. <https://doi.org/10.1145/2939672.2945397>.
 - [53] D. Yu, K. Yao, Y. Zhang, The Computational Network Toolkit [Best of the Web], IEEE Signal Process. Mag. 32 (2015) 123–126. <https://doi.org/10.1109/MSP.2015.2462371>.
 - [54] W. Dai, D. Berleant, Benchmarking contemporary deep learning hardware and frameworks: A survey of qualitative metrics, Proc. - 2019 IEEE 1st Int. Conf. Cogn. Mach. Intell. CogMI 2019. (2019) 148–155. <https://doi.org/10.1109/COGMI48466.2019.00029>.
 - [55] L. Liu, Y. Wu, W. Wei, W. Cao, S. Sahin, Q. Zhang, Benchmarking deep learning frameworks: Design considerations, metrics and beyond, Proc. - Int. Conf. Distrib. Comput. Syst. 2018-July (2018) 1258–1269. <https://doi.org/10.1109/ICDCS.2018.00125>.
 - [56] Y. Wu, W. Cao, S. Sahin, L. Liu, Experimental Characterizations and Analysis of Deep Learning Frameworks, Proc. - 2018 IEEE Int. Conf. Big Data, Big Data 2018. (2019) 372–377. <https://doi.org/10.1109/BIGDATA.2018.8621930>.
 - [57] A. Shatnawi, G. Al-Bdour, R. Al-Qurran, M. Al-Ayyoub, A comparative study of open source deep learning frameworks, 2018 9th Int. Conf. Inf. Commun. Syst. ICICS 2018. 2018-Janua (2018) 72–77. <https://doi.org/10.1109/IACS.2018.8355444>.
 - [58] I.J. Goodfellow, D. Warde-Farley, P. Lamblin, V. Dumoulin, M. Mirza, R. Pascanu, J. Bergstra, F. Bastien, Y. Bengio, Pylearn2: a machine learning research library, (2013).
 - [59] B. van Merriënboer, D. Bahdanau, V. Dumoulin, D. Serdyuk, D. Warde-Farley, J. Chorowski, Y. Bengio, Blocks and Fuel: Frameworks for deep learning, (2015). <https://doi.org/10.48550/arxiv.1506.00619>.
 - [60] X. Miao, W. Zhang, Y. Shao, B. Cui, L. Chen, C. Zhang, J. Jiang, Lasagne: A Multi-Layer Graph Convolutional Network Framework via Node-aware Deep Architecture, IEEE Trans. Knowl. Data Eng. (2021) 1–1. <https://doi.org/10.1109/TKDE.2021.3103984>.
 - [61] J. Moolayil, An Introduction to Deep Learning and Keras, Learn Keras Deep Neural Networks. (2019) 1–16. https://doi.org/10.1007/978-1-4842-4240-7_1.
 - [62] J. Han, E. Shihab, Z. Wan, S. Deng, X. Xia, What do Programmers Discuss about Deep Learning Frameworks, Empir. Softw. Eng. 25 (2020) 2694–2747. <https://doi.org/10.1007/S10664-020-09819-6/FIGURES/22>.
 - [63] J. V. Dillon, I. Langmore, D. Tran, E. Brevdo, S. Vasudevan, D. Moore, B. Patton, A. Alemi, M. Hoffman, R.A. Saurous, TensorFlow Distributions, (2017). <https://doi.org/10.48550/arxiv.1711.10604>.
 - [64] B. Pang, E. Nijkamp, Y.N. Wu, Deep Learning With TensorFlow: A Review:, <https://doi.org/10.3102/1076998619872761>. 45 (2019) 227–248. <https://doi.org/10.3102/1076998619872761>.

- [65] T. Young, D. Hazarika, S. Poria, E. Cambria, Recent trends in deep learning based natural language processing [Review Article], *IEEE Comput. Intell. Mag.* 13 (2018) 55–75. <https://doi.org/10.1109/MCI.2018.2840738>.
- [66] A. Anushya, Google Lens as an Image Classifier, *Int. J. Sci. Res. Comput. Sci. Appl. Manag. Stud. IJSRCSAMS*. 8 (2019).
- [67] J. Xu, J. Zhao, R. Zhou, C. Liu, P. Zhao, L. Zhao, Predicting Destinations by a Deep Learning based Approach, *IEEE Trans. Knowl. Data Eng.* 33 (2021) 651–666. <https://doi.org/10.1109/TKDE.2019.2932984>.
- [68] F. Rodrigues, I. Markou, F.C. Pereira, Combining time-series and textual data for taxi demand prediction in event areas: A deep learning approach, *Inf. Fusion*. 49 (2019) 120–129. <https://doi.org/10.1016/J.INFFUS.2018.07.007>.
- [69] V. Varghese, M. Chikaraishi, J. Urata, Deep Learning in Transport Studies: A Meta-analysis on the Prediction Accuracy, *J. Big Data Anal. Transp.* 2020 23. 2 (2020) 199–220. <https://doi.org/10.1007/S42421-020-00030-Z>.
- [70] W. Wang, Y. Bai, C. Yu, Y. Gu, P. Feng, X. Wang, R. Wang, A network traffic flow prediction with deep learning approach for large-scale metropolitan area network, *IEEE/IFIP Netw. Oper. Manag. Symp. Cogn. Manag. a Cyber World, NOMS 2018*. (2018) 1–9. <https://doi.org/10.1109/NOMS.2018.8406252>.
- [71] Y. Wu, H. Tan, L. Qin, B. Ran, Z. Jiang, A hybrid deep learning based traffic flow prediction method and its understanding, *Transp. Res. Part C Emerg. Technol.* 90 (2018) 166–180. <https://doi.org/10.1016/J.TRC.2018.03.001>.
- [72] A. Telikani, A.H. Gandomi, K.-K.R. Choo, J. Shen, A cost-sensitive deep learning based approach for network traffic classification, *IEEE Trans. Netw. Serv. Manag.* (2021).
- [73] L. Tran, M.Y. Mun, M. Lim, J. Yamato, N. Huh, C. Shahabi, DeepTRANS, *Proc. VLDB Endow.* 13 (2020) 2957–2960. <https://doi.org/10.14778/3415478.3415518>.
- [74] S. Xu, R. Zhang, W. Cheng, J. Xu, MTLM: a multi-task learning model for travel time estimation, *Geoinformatica*. (2020) 1–17. <https://doi.org/10.1007/S10707-020-00422-X/TABLES/2>.
- [75] H. Ren, Y. Song, J. Wang, Y. Hu, J. Lei, A Deep Learning Approach to the Citywide Traffic Accident Risk Prediction, *IEEE Conf. Intell. Transp. Syst. Proceedings, ITSC. 2018-Novem* (2018) 3346–3351. <https://doi.org/10.1109/ITSC.2018.8569437>.
- [76] Z. Yang, W. Zhang, J. Feng, Predicting multiple types of traffic accident severity with explanations: A multi-task deep learning framework, *Saf. Sci.* 146 (2022) 105522. <https://doi.org/10.1016/J.SSCI.2021.105522>.
- [77] J.J.Q. Yu, Travel Mode Identification with GPS Trajectories Using Wavelet Transform and Deep Learning, *IEEE Trans. Intell. Transp. Syst.* 22 (2021) 1093–1103. <https://doi.org/10.1109/TITS.2019.2962741>.
- [78] D. Yi, J. Su, C. Liu, W.H. Chen, Trajectory clustering aided personalized driver intention prediction for intelligent vehicles, *IEEE Trans. Ind. Informatics*. 15 (2019) 3693–3702. <https://doi.org/10.1109/TII.2018.2890141>.
- [79] C. Wang, J. Li, Y. He, K. Xiao, C. Hu, Segmented Trajectory Clustering-Based Destination Prediction in IoVs, *IEEE Access*. 8 (2020) 98999–99009. <https://doi.org/10.1109/ACCESS.2020.2998063>.
- [80] G. Manogaran, M. Alazab, Ant-Inspired Recurrent Deep Learning Model for Improving the Service Flow of Intelligent Transportation Systems, *IEEE Trans. Intell. Transp. Syst.* 22 (2021) 3654–3663. <https://doi.org/10.1109/TITS.2020.3037902>.
- [81] H.A. Ibrahim, A.T. Azar, Z.F. Ibrahim, H.H. Ammar, A Hybrid Deep Learning Based Autonomous Vehicle Navigation and Obstacles Avoidance, *Adv. Intell. Syst. Comput.* 1153 AISC (2020) 296–307. https://doi.org/10.1007/978-3-030-44289-7_28.
- [82] A. Bhattacharjee, A.D. Chhokra, Z. Kang, H. Sun, A. Gokhale, G. Karsai, BARISTA: Efficient and scalable serverless serving system for deep learning prediction services, *Proc. - 2019 IEEE Int. Conf. Cloud Eng.*

- IC2E 2019. (2019) 23–33. <https://doi.org/10.1109/IC2E.2019.00-10>.
- [83] J. Ke, H. Zheng, H. Yang, X. (Michael) Chen, Short-term forecasting of passenger demand under on-demand ride services: A spatio-temporal deep learning approach, *Transp. Res. Part C Emerg. Technol.* 85 (2017) 591–608. <https://doi.org/10.1016/J.TRC.2017.10.016>.
 - [84] T. Chu, J. Wang, L. Codeca, Z. Li, Multi-agent deep reinforcement learning for large-scale traffic signal control, *IEEE Trans. Intell. Transp. Syst.* 21 (2020) 1086–1095. <https://doi.org/10.1109/TITS.2019.2901791>.
 - [85] C. Chen, H. Wei, N. Xu, G. Zheng, M. Yang, Y. Xiong, K. Xu, Z. Li, Toward a thousand lights: Decentralized deep reinforcement learning for large-scale traffic signal control, *AAAI 2020 - 34th AAAI Conf. Artif. Intell.* (2020) 3414–3421. <https://doi.org/10.1609/AAAI.V34I04.5744>.
 - [86] J. Jumper, R. Evans, A. Pritzel, T. Green, M. Figurnov, O. Ronneberger, K. Tunyasuvunakool, R. Bates, A. Židek, A. Potapenko, A. Bridgland, C. Meyer, S.A.A. Kohl, A.J. Ballard, A. Cowie, B. Romera-Paredes, S. Nikolov, R. Jain, J. Adler, T. Back, S. Petersen, D. Reiman, E. Clancy, M. Zielinski, M. Steinegger, M. Pacholska, T. Berghammer, S. Bodenstein, D. Silver, O. Vinyals, A.W. Senior, K. Kavukcuoglu, P. Kohli, D. Hassabis, Highly accurate protein structure prediction with AlphaFold, *Nat.* 2021 5967873. 596 (2021) 583–589. <https://doi.org/10.1038/s41586-021-03819-2>.
 - [87] M. Torrisi, G. Pollastri, Q. Le, Deep learning methods in protein structure prediction, *Comput. Struct. Biotechnol. J.* 18 (2020) 1301–1310. <https://doi.org/10.1016/J.CSBJ.2019.12.011>.
 - [88] J. Zrimec, C.S. Börlin, F. Buric, A.S. Muhammad, R. Chen, V. Siewers, V. Verendel, J. Nielsen, M. Töpel, A. Zelezniak, Deep learning suggests that gene expression is encoded in all parts of a co-evolving interacting gene regulatory structure, *Nat. Commun.* 2020 111. 11 (2020) 1–16. <https://doi.org/10.1038/s41467-020-19921-4>.
 - [89] R. Singh, J. Lanchantin, G. Robins, Y. Qi, DeepChrome: deep-learning for predicting gene expression from histone modifications, *Bioinformatics.* 32 (2016) i639–i648. <https://doi.org/10.1093/BIOINFORMATICS/BTW427>.
 - [90] D. Grapov, J. Fahrmann, K. Wanichthanarak, S. Khoomrung, Rise of deep learning for genomic, proteomic, and metabolomic data integration in precision medicine, *Omi. A J. Integr. Biol.* 22 (2018) 630–636. <https://doi.org/10.1089/OMI.2018.0097/ASSET/IMAGES/LARGE/FIGURE4.JPEG>.
 - [91] V.S. Parekh, M.A. Jacobs, Deep learning and radiomics in precision medicine, <https://doi.org/10.1080/23808993.2019.1585805>. 4 (2019) 59–72. <https://doi.org/10.1080/23808993.2019.1585805>.
 - [92] J.S. Duncan, M.F. Insana, N. Ayache, Biomedical Imaging and Analysis in the Age of Big Data and Deep Learning, *Proc. IEEE.* 108 (2020) 3–10. <https://doi.org/10.1109/JPROC.2019.2956422>.
 - [93] M. Dai, G. Xiao, L. Fiondella, M. Shao, Y.S. Zhang, Deep learning-enabled resolution-enhancement in mini- and regular microscopy for biomedical imaging, *Sensors Actuators A Phys.* 331 (2021) 112928. <https://doi.org/10.1016/J.SNA.2021.112928>.
 - [94] H. Rizk, M. Torki, M. Youssef, CellinDeep: Robust and Accurate Cellular-Based Indoor Localization via Deep Learning, *IEEE Sens. J.* 19 (2019) 2305–2312. <https://doi.org/10.1109/JSEN.2018.2885958>.
 - [95] H. Rizk, M. Youssef, MonoDCell: A ubiquitous and low-overhead deep learning-based indoor localization with limited cellular information, *GIS Proc. ACM Int. Symp. Adv. Geogr. Inf. Syst.* (2019) 109–118. <https://doi.org/10.1145/3347146.3359065>.
 - [96] D. Jia, C. Chen, C. Chen, F. Chen, N. Zhang, Z. Yan, X. Lv, Breast Cancer Case Identification Based on Deep Learning and Bioinformatics Analysis, *Front. Genet.* 12 (2021). <https://doi.org/10.3389/FGENE.2021.628136>.
 - [97] M.R. Karim, O. Beyan, A. Zappa, I.G. Costa, D. Rebholz-Schuhmann, M. Cochez, S. Decker, Deep learning-based clustering approaches for bioinformatics, *Brief. Bioinform.* 22 (2021) 393–415. <https://doi.org/10.1093/BIB/BBZ170>.
 - [98] L. Guo, S. Wang, M. Li, Z. Cao, Accurate classification of membrane protein types based on sequence and

- evolutionary information using deep learning, *BMC Bioinformatics*. 20 (2019) 1–17. <https://doi.org/10.1186/S12859-019-3275-6/TABLES/12>.
- [99] N. Du, J. Shang, Y. Sun, Improving protein domain classification for third-generation sequencing reads using deep learning, *BMC Genomics*. 22 (2021) 1–13. <https://doi.org/10.1186/S12864-021-07468-7/FIGURES/9>.
- [100] H. Greenspan, B. Van Ginneken, R.M. Summers, Guest Editorial Deep Learning in Medical Imaging: Overview and Future Promise of an Exciting New Technique, *IEEE Trans. Med. Imaging*. 35 (2016) 1153–1159. <https://doi.org/10.1109/TMI.2016.2553401>.
- [101] G. Tsagkatakis, M. Jaber, P. Tsakalides, M. Jaber, P. Tsakalides, Goal!! Event detection in sports video, *Electron. Imaging*. 29 (2017) 15–20. <https://doi.org/10.2352/ISSN.2470-1173.2017.16.CVAS-344>.
- [102] J. Donahue, L.A. Hendricks, M. Rohrbach, S. Venugopalan, S. Guadarrama, K. Saenko, T. Darrell, Long-Term Recurrent Convolutional Networks for Visual Recognition and Description, in: *IEEE Trans. Pattern Anal. Mach. Intell.*, 2017: pp. 677–691. <https://doi.org/10.1109/TPAMI.2016.2599174>.
- [103] A.R. Yuliani, M.F. Amri, E. Suryawati, A. Ramdan, H.F. Pardede, Speech Enhancement Using Deep Learning Methods: A Review, *J. Elektron. Dan Telekomun*. 21 (2021) 19. <https://doi.org/10.14203/JET.V21.19-26>.
- [104] J. Byrd, Z.C. Lipton, What is the effect of importance weighting in deep learning?, 36th Int. Conf. Mach. Learn. ICML 2019. 2019-June (2019) 1405–1419.
- [105] A. Natsiou, S. O’Leary, Audio representations for deep learning in sound synthesis: A review, (2022) 1–8. <https://doi.org/10.1109/aiccsa53542.2021.9686838>.
- [106] W. Widodo, M. Nugraheni, I.P. Sari, Z. Yao, A. Chen, H. Xie, D.S. Maylawati, Y.J. Kumar, F.B. Kasmin, M.A. Ramdhani, An idea based on sequential pattern mining and deep learning for text summarization, *J. Phys. Conf. Ser.* 1402 (2019) 077013. <https://doi.org/10.1088/1742-6596/1402/7/077013>.
- [107] T.G. Kang, J.W. Shin, N.S. Kim, DNN-based monaural speech enhancement with temporal and spectral variations equalization, *Digit. Signal Process.* 74 (2018) 102–110. <https://doi.org/10.1016/J.DSP.2017.12.002>.
- [108] A. Pandey, D. Wang, On Cross-Corpus Generalization of Deep Learning Based Speech Enhancement, *IEEE/ACM Trans. Audio Speech Lang. Process.* 28 (2020) 2489–2499. <https://doi.org/10.1109/TASLP.2020.3016487>.
- [109] Y. Xu, J. Du, L.R. Dai, C.H. Lee, A regression approach to speech enhancement based on deep neural networks, *IEEE/ACM Trans. Audio Speech Lang. Process.* 23 (2015) 7–19. <https://doi.org/10.1109/TASLP.2014.2364452>.
- [110] J.M. Valin, A hybrid DSP/Deep learning approach to real-time full-band speech enhancement, 2018 IEEE 20th Int. Work. Multimed. Signal Process. MMSP 2018. (2018). <https://doi.org/10.1109/MMSP.2018.8547084>.
- [111] N. Das, S. Chakraborty, J. Chaki, N. Padhy, N. Dey, Fundamentals, present and future perspectives of speech enhancement, *Int. J. Speech Technol.* 24 (2021) 883–901. <https://doi.org/10.1007/S10772-020-09674-2/TABLES/6>.
- [112] K. Tan, D. Wang, Towards Model Compression for Deep Learning Based Speech Enhancement, *IEEE/ACM Trans. Audio Speech Lang. Process.* 29 (2021) 1785–1794. <https://doi.org/10.1109/TASLP.2021.3082282>.
- [113] M. Lech, M. Stolar, C. Best, R. Bolia, Real-Time Speech Emotion Recognition Using a Pre-trained Image Classification Network: Effects of Bandwidth Reduction and Companding, *Front. Comput. Sci.* 2 (2020) 14. <https://doi.org/10.3389/FCOMP.2020.00014/BIBTEX>.
- [114] H. Aouani, Y. Ben Ayed, Speech Emotion Recognition with deep learning, *Procedia Comput. Sci.* 176 (2020) 251–260. <https://doi.org/10.1016/J.PROCS.2020.08.027>.
- [115] F. Noroozi, M. Marjanovic, A. Njegus, S. Escalera, G. Anbarjafari, Audio-Visual Emotion Recognition in

- Video Clips, *IEEE Trans. Affect. Comput.* 10 (2019) 60–75. <https://doi.org/10.1109/TAFFC.2017.2713783>.
- [116] R.A. Khalil, E. Jones, M.I. Babar, T. Jan, M.H. Zafar, T. Alhussain, Speech Emotion Recognition Using Deep Learning Techniques: A Review, *IEEE Access.* 7 (2019) 117327–117345. <https://doi.org/10.1109/ACCESS.2019.2936124>.
 - [117] S.R. Bandela, T.K. Kumar, Stressed speech emotion recognition using feature fusion of teager energy operator and MFCC, 8th Int. Conf. Comput. Commun. Netw. Technol. ICCCNT 2017. (2017). <https://doi.org/10.1109/ICCCNT.2017.8204149>.
 - [118] A.A.A. Zamil, S. Hasan, S.M. Jannatul Baki, J.M. Adam, I. Zaman, Emotion detection from speech signals using voting mechanism on classified frames, 1st Int. Conf. Robot. Electr. Signal Process. Tech. ICREST 2019. (2019) 281–285. <https://doi.org/10.1109/ICREST.2019.8644168>.
 - [119] R. Jahangir, Y.W. Teh, F. Hanif, G. Mujtaba, Deep learning approaches for speech emotion recognition: state of the art and research challenges, *Multimed. Tools Appl.* 80 (2021) 23745–23812. <https://doi.org/10.1007/S11042-020-09874-7/FIGURES/17>.
 - [120] H. Zheng, F. Lin, X. Feng, Y. Chen, A Hybrid Deep Learning Model with Attention-Based Conv-LSTM Networks for Short-Term Traffic Flow Prediction, *IEEE Trans. Intell. Transp. Syst.* 22 (2021). <https://doi.org/10.1109/TITS.2020.2997352>.
 - [121] B. Vijayalakshmi, K. Ramar, N.Z. Jhanjhi, S. Verma, M. Kaliappan, K. Vijayalakshmi, S. Vimal, Kavita, U. Ghosh, An attention-based deep learning model for traffic flow prediction using spatiotemporal features towards sustainable smart city, *Int. J. Commun. Syst.* 34 (2021). <https://doi.org/10.1002/dac.4609>.
 - [122] M. Abdollahi, T. Khaleghi, K. Yang, An integrated feature learning approach using deep learning for travel time prediction, *Expert Syst. Appl.* 139 (2020). <https://doi.org/10.1016/j.eswa.2019.112864>.
 - [123] A. Kamilaris, F.X. Prenafeta-Boldú, Deep learning in agriculture: A survey, *Comput. Electron. Agric.* 147 (2018). <https://doi.org/10.1016/j.compag.2018.02.016>.
 - [124] A. Ramcharan, K. Baranowski, P. McCloskey, B. Ahmed, J. Legg, D.P. Hughes, Deep learning for image-based cassava disease detection, *Front. Plant Sci.* 8 (2017). <https://doi.org/10.3389/fpls.2017.01852>.
 - [125] J.G. Arnal Barbedo, Plant disease identification from individual lesions and spots using deep learning, *Biosyst. Eng.* 180 (2019). <https://doi.org/10.1016/j.biosystemseng.2019.02.002>.
 - [126] K. Lin, L. Gong, Y. Huang, C. Liu, J. Pan, Deep learning-based segmentation and quantification of cucumber powdery mildew using convolutional neural network, *Front. Plant Sci.* 10 (2019). <https://doi.org/10.3389/fpls.2019.00155>.
 - [127] X. Yang, S. Zhang, J. Liu, Q. Gao, S. Dong, C. Zhou, Deep learning for smart fish farming: applications, opportunities and challenges, *Rev. Aquac.* 13 (2021). <https://doi.org/10.1111/raq.12464>.
 - [128] A. Salman, A. Jalal, F. Shafait, A. Mian, M. Shortis, J. Seager, E. Harvey, Fish species classification in unconstrained underwater environments based on deep learning, *Limnol. Oceanogr. Methods.* 14 (2016). <https://doi.org/10.1002/lom3.10113>.
 - [129] A. Altheneyan, M.E.B. Menai, Evaluation of State-of-the-Art Paraphrase Identification and Its Application to Automatic Plagiarism Detection, *Int. J. Pattern Recognit. Artif. Intell.* 34 (2020). <https://doi.org/10.1142/S0218001420530043>.
 - [130] J.A. Alzubi, R. Jain, A. Kathuria, A. Khandelwal, A. Saxena, A. Singh, Paraphrase identification using collaborative adversarial networks, *J. Intell. Fuzzy Syst.* 39 (2020). <https://doi.org/10.3233/JIFS-191933>.
 - [131] E. Hunt, R. Janamsetty, C. Kinares, C. Koh, A. Sanchez, F. Zhan, M. Ozdemir, S. Waseem, O. Yolcu, B. Dahal, J. Zhan, L. Gewali, P. Oh, Machine learning models for paraphrase identification and its applications on plagiarism detection, in: *Proc. - 10th IEEE Int. Conf. Big Knowledge, ICBK 2019, 2019*. <https://doi.org/10.1109/ICBK.2019.00021>.
 - [132] M. Johnson, M. Schuster, Q. V. Le, M. Krikun, Y. Wu, Z. Chen, N. Thorat, F. Viégas, M. Wattenberg, G. Corrado, M. Hughes, J. Dean, Google’s Multilingual Neural Machine Translation System: Enabling Zero-Shot Translation, *Trans. Assoc. Comput. Linguist.* 5 (2017). https://doi.org/10.1162/tacl_a_00065.

- [133] B. Zhang, D. Xiong, J. Su, Neural Machine Translation with Deep Attention, *IEEE Trans. Pattern Anal. Mach. Intell.* 42 (2020). <https://doi.org/10.1109/TPAMI.2018.2876404>.
- [134] B. Zhang, D. Xiong, J. Su, H. Duan, M. Zhang, Variational neural machine translation, in: *EMNLP 2016 - Conf. Empir. Methods Nat. Lang. Process. Proc.*, 2016. <https://doi.org/10.18653/v1/d16-1050>.
- [135] J. Zhou, Y. Cao, X. Wang, P. Li, W. Xu, Deep Recurrent Models with Fast-Forward Connections for Neural Machine Translation, *Trans. Assoc. Comput. Linguist.* 4 (2016). https://doi.org/10.1162/tac1_a_00105.
- [136] A. Yadav, D.K. Vishwakarma, Sentiment analysis using deep learning architectures: a review, *Artif. Intell. Rev.* 53 (2020). <https://doi.org/10.1007/s10462-019-09794-5>.
- [137] M. Al-Smadi, B. Talafha, M. Al-Ayyoub, Y. Jararweh, Using long short-term memory deep neural networks for aspect-based sentiment analysis of Arabic reviews, *Int. J. Mach. Learn. Cybern.* 10 (2019). <https://doi.org/10.1007/s13042-018-0799-4>.
- [138] Y. Ma, H. Peng, T. Khan, E. Cambria, A. Hussain, Sentic LSTM: a Hybrid Network for Targeted Aspect-Based Sentiment Analysis, *Cognit. Comput.* 10 (2018). <https://doi.org/10.1007/s12559-018-9549-x>.
- [139] Z. Yuan, S. Wu, F. Wu, J. Liu, Y. Huang, Domain attention model for multi-domain sentiment classification, *Knowledge-Based Syst.* 155 (2018). <https://doi.org/10.1016/j.knosys.2018.05.004>.
- [140] F. Chen, R. Ji, J. Su, D. Cao, Y. Gao, Predicting Microblog Sentiments via Weakly Supervised Multimodal Deep Learning, *IEEE Trans. Multimed.* 20 (2018). <https://doi.org/10.1109/TMM.2017.2757769>.
- [141] Q. Huang, R. Chen, X. Zheng, Z. Dong, Deep sentiment representation based on CNN and LSTM, in: *Proc. - 2017 Int. Conf. Green Informatics, ICGI 2017, 2017*. <https://doi.org/10.1109/ICGI.2017.45>.
- [142] A. Hassan, A. Mahmood, Deep Learning approach for sentiment analysis of short texts, in: *2017 3rd Int. Conf. Control. Autom. Robot. ICCAR 2017, 2017*. <https://doi.org/10.1109/ICCAR.2017.7942788>.
- [143] Y. Wang, M. Huang, L. Zhao, X. Zhu, Attention-based LSTM for aspect-level sentiment classification, in: *EMNLP 2016 - Conf. Empir. Methods Nat. Lang. Process. Proc.*, 2016. <https://doi.org/10.18653/v1/d16-1058>.
- [144] H. Mozannar, K. El Hajal, E. Maamary, H. Hajj, Neural arabic question answering, in: *ACL 2019 - 4th Arab. Nat. Lang. Process. Work. WANLP 2019 - Proc. Work.*, 2019. <https://doi.org/10.18653/v1/w19-4612>.
- [145] Z. Bai, Y. Li, M. Woźniak, M. Zhou, D. Li, DecomVQANet: Decomposing visual question answering deep network via tensor decomposition and regression, *Pattern Recognit.* 110 (2021). <https://doi.org/10.1016/j.patcog.2020.107538>.
- [146] D. Yu, X. Gao, H. Xiong, Structured Semantic Representation for Visual Question Answering, in: *Proc. - Int. Conf. Image Process. ICIP, 2018*. <https://doi.org/10.1109/ICIP.2018.8451516>.
- [147] M. Narasimhan, A.G. Schwing, Straight to the facts: Learning knowledge base retrieval for factual visual question answering, in: *Lect. Notes Comput. Sci. (Including Subser. Lect. Notes Artif. Intell. Lect. Notes Bioinformatics)*, 2018. https://doi.org/10.1007/978-3-030-01237-3_28.
- [148] W.S. El-Kassas, C.R. Salama, A.A. Rafea, H.K. Mohamed, Automatic text summarization: A comprehensive survey, *Expert Syst. Appl.* 165 (2021). <https://doi.org/10.1016/j.eswa.2020.113679>.
- [149] L. Chen, M. Le Nguyen, Sentence selective neural extractive summarization with reinforcement learning, in: *Proc. 2019 11th Int. Conf. Knowl. Syst. Eng. KSE 2019, 2019*. <https://doi.org/10.1109/KSE.2019.8919490>.
- [150] N. Alami, M. Meknassi, N. En-nahnahi, Y. El Adlouni, O. Ammor, Unsupervised neural networks for automatic Arabic text summarization using document clustering and topic modeling, *Expert Syst. Appl.* 172 (2021). <https://doi.org/10.1016/j.eswa.2021.114652>.
- [151] A. Abdi, S. Hasan, S.M. Shamsuddin, N. Idris, J. Piran, A hybrid deep learning architecture for opinion-oriented multi-document summarization based on multi-feature fusion, *Knowledge-Based Syst.* 213 (2021). <https://doi.org/10.1016/j.knosys.2020.106658>.
- [152] P. Mirowski, D. Madhavan, Y. LeCun, R. Kuzniecky, Classification of patterns of EEG synchronization for seizure prediction, *Clin. Neurophysiol.* 120 (2009) 1927–1940. <https://doi.org/10.1016/j.clinph.2009.09.002>.

- [153] B. Lee, S. Park, J. Baek, S. Yoon, DeepTarget: End-to-end learning framework for MicroRNA target prediction using deep recurrent neural networks, *ACM-BCB 2016 - 7th ACM Conf. Bioinformatics, Comput. Biol. Heal. Informatics.* (2016) 434–442. <https://doi.org/10.1145/2975167.2975212>.
- [154] A. Petrosian, D. Prokhorov, R. Homan, R. Dasheiff, D. Wunsch, Recurrent neural network based prediction of epileptic seizures in intra- and extracranial EEG, *Neurocomputing.* 30 (2000) 201–218. [https://doi.org/10.1016/S0925-2312\(99\)00126-5](https://doi.org/10.1016/S0925-2312(99)00126-5).
- [155] X. chen Bai, G. McMullan, S.H.W. Scheres, How cryo-EM is revolutionizing structural biology, *Trends Biochem. Sci.* 40 (2015) 49–57. <https://doi.org/10.1016/j.tibs.2014.10.005>.
- [156] A. Bartesaghi, C. Aguerrebere, V. Falconieri, S. Banerjee, L.A. Earl, X. Zhu, N. Grigorieff, J.L.S. Milne, G. Sapiro, X. Wu, S. Subramaniam, Atomic Resolution Cryo-EM Structure of β -Galactosidase, *Structure.* 26 (2018) 848–856.e3. <https://doi.org/10.1016/j.str.2018.04.004>.
- [157] D. Si, S.A. Moritz, J. Pfab, J. Hou, R. Cao, L. Wang, T. Wu, J. Cheng, Deep Learning to Predict Protein Backbone Structure from High-Resolution Cryo-EM Density Maps, *Sci. Rep.* 10 (2020) 1–22. <https://doi.org/10.1038/s41598-020-60598-y>.
- [158] W. Kang, M.R. Friedländer, Computational prediction of miRNA genes from small RNA sequencing data, *Front. Bioeng. Biotechnol.* 3 (2015) 1–14. <https://doi.org/10.3389/fbioe.2015.00007>.
- [159] S. Park, S. Min, H. Choi, S. Yoon, deepMiRGene: Deep Neural Network based Precursor microRNA Prediction, (2016).
- [160] P. Baldi, P. Sadowski, Understanding dropout, *Adv. Neural Inf. Process. Syst.* (2013) 1–9. <https://doi.org/10.17744/mehc.25.2.xhyreggxcd0q4ny>.
- [161] Y. Chen, Y. Li, R. Narayan, A. Subramanian, X. Xie, Gene expression inference with deep learning, *Bioinformatics.* 32 (2016) 1832–1839. <https://doi.org/10.1093/bioinformatics/btw074>.
- [162] B.A. Krizhevsky, I. Sutskever, G.E. Hinton, Cnn实际训练的, *Commun. ACM.* 60 (2012) 84–90.
- [163] Z. Liu, X. Li, P. Luo, C.C. Loy, X. Tang, Semantic image segmentation via deep parsing network, *Proc. IEEE Int. Conf. Comput. Vis. 2015 Inter* (2015) 1377–1385. <https://doi.org/10.1109/ICCV.2015.162>.
- [164] D. Zikic, Y. Ioannou, M. Brown, A. Criminisi, Segmentation of Brain Tumor Tissues with Convolutional Neural Networks, *Proc. MICCAI-BRATS.* (2014) 36–39.
- [165] X. Zhao, Y. Wu, G. Song, Z. Li, Y. Zhang, Y. Fan, A deep learning model integrating FCNNs and CRFs for brain tumor segmentation, *Med. Image Anal.* 43 (2018) 98–111. <https://doi.org/10.1016/j.media.2017.10.002>.
- [166] P. Khani, F. Nasri, F. Khani Chamani, F. Saeidi, J. Sadri Nahand, A. Tabibkhoei, H. Mirzaei, Genetic and epigenetic contribution to astrocytic gliomas pathogenesis, *J. Neurochem.* 148 (2019) 188–203.
- [167] M.M. Thaha, K.P.M. Kumar, B.S. Murugan, S. Dhanasekeran, P. Vijayakarthish, A.S. Selvi, Brain Tumor Segmentation Using Convolutional Neural Networks in MRI Images, *J. Med. Syst.* 43 (2019) 1240–1251. <https://doi.org/10.1007/s10916-019-1416-0>.
- [168] D. Veltri, U. Kamath, A. Shehu, Deep learning improves antimicrobial peptide recognition, *Bioinformatics.* 34 (2018) 2740–2747. <https://doi.org/10.1093/bioinformatics/bty179>.
- [169] C. Angermueller, H.J. Lee, W. Reik, O. Stegle, DeepCpG: Accurate prediction of single-cell DNA methylation states using deep learning, *Genome Biol.* 18 (2017) 1–14. <https://doi.org/10.1186/s13059-017-1189-z>.
- [170] J. van Arensbergen, B. van Steensel, H.J. Bussemaker, In search of the determinants of enhancer-promoter interaction specificity, *Trends Cell Biol.* 24 (2014) 695–702. <https://doi.org/10.1016/j.tcb.2014.07.004>.
- [171] Z. Hong, X. Zeng, L. Wei, X. Liu, Identifying enhancer-promoter interactions with neural network based on pre-trained DNA vectors and attention mechanism, *Bioinformatics.* 36 (2020) 1037–1043. <https://doi.org/10.1093/bioinformatics/btz694>.

- [172] B. Hoffmann, M. Beck, G. Sunder-Plassmann, W. Borsini, R. Ricci, A. Mehta, Nature and prevalence of pain in Fabry disease and its response to enzyme replacement therapy - A retrospective analysis from the Fabry outcome survey, *Clin. J. Pain.* 23 (2007) 535–542. <https://doi.org/10.1097/AJP.0b013e318074c986>.
- [173] L. De Ferrari, S. Aitken, J. van Hemert, I. Goryanin, EnzML: Multi-label prediction of enzyme classes using InterPro signatures, *BMC Bioinformatics.* 13 (2012). <https://doi.org/10.1186/1471-2105-13-61>.
- [174] Z. Zou, S. Tian, X. Gao, Y. Li, mlDEEPre: Multi-functional enzyme function prediction with hierarchical multi-label deep learning, *Front. Genet.* 10 (2019) 1–10. <https://doi.org/10.3389/fgene.2018.00714>.
- [175] A.. Sutanta, H.; Bishop, I.D.B.; Rajabifard, Integrating spatial planning and disaster risk reduction at the local level in the context of spatially enabled government. In *Spatially Enabling Society Research, Emerging Trends and Critical Assessment*, Abbas, R., Joep, C., Kalantari, M., Kok, B., Eds.; Leuven Univ. Press Leuven, Belgium. (2010) 55–68.
- [176] I.A.T. Hashem, I. Yaqoob, N.B. Anuar, S. Mokhtar, A. Gani, S. Ullah Khan, The rise of “big data” on cloud computing: Review and open research issues, *Inf. Syst.* 47 (2015) 98–115. <https://doi.org/10.1016/j.is.2014.07.006>.
- [177] M. Anbarasan, B.A. Muthu, C.B. Sivaparthipan, R. Sundarasekar, S. Kadry, S. Krishnamoorthy, D.J. Samuel, A.A. Dasel, Detection of flood disaster system based on IoT, big data and convolutional deep neural network, *Comput. Commun.* 150 (2020) 150–157. <https://doi.org/10.1016/j.comcom.2019.11.022>.
- [178] T. Celik, H. Demirel, H. Ozkaramanli, M. Uyguroglu, Fire detection using statistical color model in video sequences, *J. Vis. Commun. Image Represent.* 18 (2007) 176–185. <https://doi.org/10.1016/j.jvcir.2006.12.003>.
- [179] I. Mehmood, M. Sajjad, S.W. Baik, Mobile-cloud assisted video summarization framework for efficient management of remote sensing data generated by wireless capsule sensors, 2014. <https://doi.org/10.3390/s140917112>.
- [180] K. Muhammad, J. Ahmad, S.W. Baik, Early fire detection using convolutional neural networks during surveillance for effective disaster management, *Neurocomputing.* 288 (2018) 30–42. <https://doi.org/10.1016/j.neucom.2017.04.083>.
- [181] S. Verstockt, T. Beji, P. De Potter, S. Van Hoecke, B. Sette, B. Merci, R. Van De Walle, Video driven fire spread forecasting (f) using multi-modal LWIR and visual flame and smoke data, *Pattern Recognit. Lett.* 34 (2013) 62–69. <https://doi.org/10.1016/j.patrec.2012.07.018>.
- [182] M.L. Shyu, S.C. Chen, Emerging Multimedia Research and Applications, *IEEE Multimed.* 22 (2015) 11–13. <https://doi.org/10.1109/MMUL.2015.84>.
- [183] S. Pouyanfar, Y. Yang, S.C. Chen, M.L. Shyu, S.S. Iyengar, Multimedia big data analytics: A survey, *ACM Comput. Surv.* 51 (2018). <https://doi.org/10.1145/3150226>.
- [184] S. Pouyanfar, Y. Tao, H. Tian, S.C. Chen, M.L. Shyu, Multimodal deep learning based on multiple correspondence analysis for disaster management, *World Wide Web.* 22 (2019) 1893–1911. <https://doi.org/10.1007/s11280-018-0636-4>.
- [185] Q. Zhang, M. Lu, X. Dong, C. Wang, C. Zhang, W. Liu, M. Zhao, Potential estrogenic effects of phosphorus-containing flame retardants, *Environ. Sci. Technol.* 48 (2014) 6995–7001. <https://doi.org/10.1021/es5007862>.
- [186] Q. Zhang, L. Yan, Y. Wu, L. Ji, Y. Chen, M. Zhao, X. Dong, A ternary classification using machine learning methods of distinct estrogen receptor activities within a large collection of environmental chemicals, *Sci. Total Environ.* 580 (2017) 1268–1275. <https://doi.org/10.1016/j.scitotenv.2016.12.088>.
- [187] S.K. Heo, U. Safder, C.K. Yoo, Deep learning driven QSAR model for environmental toxicology: Effects of endocrine disrupting chemicals on human health, *Environ. Pollut.* 253 (2019) 29–38. <https://doi.org/10.1016/j.envpol.2019.06.081>.
- [188] P.A. Wender, R. V. Quiroz, M.C. Stevens, Function through Synthesis-Informed Design, *Acc. Chem. Res.* 48 (2015) 752–760. <https://doi.org/10.1021/acs.accounts.5b00004>.

- [189] S. V. Ley, D.E. Fitzpatrick, R.J. Ingham, R.M. Myers, Organic synthesis: March of the machines, *Angew. Chemie - Int. Ed.* 54 (2015) 3449–3464. <https://doi.org/10.1002/anie.201410744>.
- [190] M.H.S. Segler, M.P. Waller, Neural-Symbolic Machine Learning for Retrosynthesis and Reaction Prediction, *Chem. - A Eur. J.* 23 (2017) 5966–5971. <https://doi.org/10.1002/chem.201605499>.
- [191] T. Lyu, J. Gao, L. Tian, Z. Li, P. Zhang, J. Zhang, MDNN: A Multimodal Deep Neural Network for Predicting Drug-Drug Interaction Events, *IJCAI Int. Jt. Conf. Artif. Intell.* (2021) 3536–3542. <https://doi.org/10.24963/ijcai.2021/487>.
- [192] Y. Deng, X. Xu, Y. Qiu, J. Xia, W. Zhang, S. Liu, A multimodal deep learning framework for predicting drug-drug interaction events, *Bioinformatics.* 36 (2020) 4316–4322. <https://doi.org/10.1093/bioinformatics/btaa501>.
- [193] H. Gao, J.M. Korn, S. Ferretti, J.E. Monahan, Y. Wang, M. Singh, C. Zhang, C. Schnell, G. Yang, Y. Zhang, O.A. Balbin, S. Barbe, H. Cai, F. Casey, S. Chatterjee, D.Y. Chiang, S. Chuai, S.M. Cogan, S.D. Collins, E. Dammasa, N. Ebel, M. Embry, J. Green, A. Kauffmann, C. Kowal, R.J. Leary, J. Lehar, Y. Liang, A. Loo, E. Lorenzana, E. Robert McDonald, M.E. McLaughlin, J. Merkin, R. Meyer, T.L. Naylor, M. Patawaran, A. Reddy, C. Röelli, D.A. Ruddy, F. Salangsang, F. Santacroce, A.P. Singh, Y. Tang, W. Tinetto, S. Tobler, R. Velazquez, K. Venkatesan, F. Von Arx, H.Q. Wang, Z. Wang, M. Wiesmann, D. Wyss, F. Xu, H. Bitter, P. Atadja, E. Lees, F. Hofmann, E. Li, N. Keen, R. Cozens, M.R. Jensen, N.K. Pryer, J.A. Williams, W.R. Sellers, High-throughput screening using patient-derived tumor xenografts to predict clinical trial drug response, *Nat. Med.* 21 (2015) 1318–1325. <https://doi.org/10.1038/nm.3954>.
- [194] A. Gottlieb, G.Y. Stein, Y. Oron, E. Ruppín, R. Sharan, INDI: A computational framework for inferring drug interactions and their associated recommendations, *Mol. Syst. Biol.* 8 (2012) 1–12. <https://doi.org/10.1038/msb.2012.26>.
- [195] G. Lee, C. Park, J. Ahn, Novel deep learning model for more accurate prediction of drug-drug interaction effects, *BMC Bioinformatics.* 20 (2019) 1–8. <https://doi.org/10.1186/s12859-019-3013-0>.
- [196] M. Raissi, P. Perdikaris, G.E. Karniadakis, Physics-informed neural networks: A deep learning framework for solving forward and inverse problems involving nonlinear partial differential equations, *J. Comput. Phys.* 378 (2019) 686–707. <https://doi.org/10.1016/j.jcp.2018.10.045>.
- [197] A.G. Wilson, H. Nickisch, Kernel interpolation for scalable structured Gaussian processes (KISS-GP), 32nd Int. Conf. Mach. Learn. ICML 2015. 3 (2015) 1775–1784.
- [198] Y. Zhu, N. Zabaras, P.S. Koutsourelakis, P. Perdikaris, Physics-constrained deep learning for high-dimensional surrogate modeling and uncertainty quantification without labeled data, *J. Comput. Phys.* 394 (2019) 56–81. <https://doi.org/10.1016/j.jcp.2019.05.024>.
- [199] R.E. Morgan, B. Statistician, Financial Fraud in the United States, 2017, (2021). <https://doi.org/10.17226/23492>.
- [200] S. Ounacer, H. Ait, E. Bour, Y. Oubrahim, M.Y. Ghomari, M. Azzouazi, Using isolation forest in anomaly detection: The case of credit card transactions, *Period. Eng. Nat. Sci.* 6 (2018) 394–400. <https://doi.org/10.21533/PEN.V6I2.533.G312>.
- [201] A.M. Mubalake, E. Adali, Deep Learning Approach for Intelligent Financial Fraud Detection System, UBMK 2018 - 3rd Int. Conf. Comput. Sci. Eng. (2018) 598–603. <https://doi.org/10.1109/UBMK.2018.8566574>.
- [202] S. Makki, Z. Assaghir, Y. Taher, R. Haque, M.S. Hacid, H. Zeineddine, An Experimental Study With Imbalanced Classification Approaches for Credit Card Fraud Detection, *IEEE Access.* 7 (2019) 93010–93022. <https://doi.org/10.1109/ACCESS.2019.2927266>.
- [203] S. Sanobar, I. Alam, S. Pande, F. Arslan, K.P. Rane, B.K. Singh, A. Khamparia, M. Shabaz, An Enhanced Secure Deep Learning Algorithm for Fraud Detection in Wireless Communication, (2021). <https://doi.org/10.1155/2021/6079582>.
- [204] Y. Alghofaili, A. Albattah, M.A. Rassam, A Financial Fraud Detection Model Based on LSTM Deep Learning Technique, *https://Doi.Org/10.1080/19361610.2020.1815491.* 15 (2020) 498–516.

<https://doi.org/10.1080/19361610.2020.1815491>.

- [205] D. Sculley, M.E. Otey, M. Pohl, B. Spitznagel, J. Hainsworth, Y. Zhou, Detecting adversarial advertisements in the wild, *Proc. ACM SIGKDD Int. Conf. Knowl. Discov. Data Min.* (2011) 274–282. <https://doi.org/10.1145/2020408.2020455>.
- [206] S.H. Li, D.C. Yen, W.H. Lu, C. Wang, Identifying the signs of fraudulent accounts using data mining techniques, *Comput. Human Behav.* 28 (2012) 1002–1013. <https://doi.org/10.1016/J.CHB.2012.01.002>.
- [207] I. Benchaji, S. Douzi, B. El Ouahidi, Credit card fraud detection model based on LSTM recurrent neural networks, *J. Adv. Inf. Technol.* 12 (2021) 113–118. <https://doi.org/10.12720/JAIT.12.2.113-118>.
- [208] Y. Heryadi, H.L.H.S. Warnars, Learning temporal representation of transaction amount for fraudulent transaction recognition using CNN, Stacked LSTM, and CNN-LSTM, 2017 IEEE Int. Conf. Cybern. Comput. Intell. Cybern. 2017 - Proc. 2017-Novem (2018) 84–89. <https://doi.org/10.1109/CYBERNETICSCOM.2017.8311689>.
- [209] A. Roy, J. Sun, R. Mahoney, L. Alonzi, S. Adams, P. Beling, Deep learning detecting fraud in credit card transactions, 2018 Syst. Inf. Eng. Des. Symp. SIEDS 2018. (2018) 129–134. <https://doi.org/10.1109/SIEDS.2018.8374722>.
- [210] I. Md. Sanzidul, S.M. Sadia Sultana, S. Abujar, S.A. Hossain, Sequence-to-sequence Bangla Sentence Generation with LSTM Recurrent Neural Networks, *Procedia Comput. Sci.* 152 (2019) 51–58. <https://doi.org/10.1016/J.PROCS.2019.05.026>.
- [211] Y. Pandey, Credit card fraud detection using deep learning, Undefined. (2017). <https://doi.org/10.26483/IJARCS.V8I5.3514>.
- [212] A. Pumsirirat, L. Yan, Credit Card Fraud Detection using Deep Learning based on Auto-Encoder and Restricted Boltzmann Machine, *Int. J. Adv. Comput. Sci. Appl.* 9 (2018) 18–25. <https://doi.org/10.14569/IJACSA.2018.090103>.
- [213] D. De Roux, B. Pérez, A. Moreno, M. Del Pilar Villamil, C. Figueroa, Tax fraud detection for under-reporting declarations using an unsupervised machine learning approach, *Proc. ACM SIGKDD Int. Conf. Knowl. Discov. Data Min.* (2018) 215–222. <https://doi.org/10.1145/3219819.3219878>.
- [214] C. Lee, Deep learning-based detection of tax frauds: an application to property acquisition tax, *Data Technol. Appl.* (2021). <https://doi.org/10.1108/DTA-06-2021-0134/FULL/XML>.
- [215] C.P. López, M.J.D. Rodríguez, S. de L. Santos, Tax Fraud Detection through Neural Networks: An Application Using a Sample of Personal Income Taxpayers, *Futur. Internet* 2019, Vol. 11, Page 86. 11 (2019) 86. <https://doi.org/10.3390/FI11040086>.
- [216] I.H. Sarker, Ai-based modeling: Techniques, applications and research issues towards automation, intelligent and smart systems, *SN Comput. Sci.* 3 (2022) 158.
- [217] N. O'Mahony, S. Campbell, A. Carvalho, S. Harapanahalli, G.V. Hernandez, L. Krpalkova, D. Riordan, J. Walsh, Deep learning vs. traditional computer vision, in: *Adv. Comput. Vis. Proc. 2019 Comput. Vis. Conf. (CVC)*, Vol. 11, Springer, 2020; pp. 128–144.
- [218] X. Wu, D. Sahoo, S.C.H. Hoi, Recent advances in deep learning for object detection, *Neurocomputing.* 396 (2020) 39–64. <https://doi.org/10.1016/J.NEUCOM.2020.01.085>.
- [219] R. Nithya, B. Santhi, R. Manikandan, M. Rahimi, A.H. Gandomi, Computer Vision System for Mango Fruit Defect Detection Using Deep Convolutional Neural Network, *Foods.* 11 (2022) 3483.
- [220] A. Behera, Z. Wharton, A. Keidel, B. Debnath, Deep cnn, body pose, and body-object interaction features for drivers' activity monitoring, *IEEE Trans. Intell. Transp. Syst.* 23 (2020) 2874–2881.
- [221] S.S. Sumit, J. Watada, A. Roy, D.R.A. Rambli, In object detection deep learning methods, YOLO shows supremum to Mask R-CNN, in: *J. Phys. Conf. Ser.*, IOP Publishing, 2020; p. 42086.
- [222] B. Manifold, S. Men, R. Hu, D. Fu, A versatile deep learning architecture for classification and label-free prediction of hyperspectral images, *Nat. Mach. Intell.* 3 (2021) 306–315.

- [223] G. Latif, S.E. Abdelhamid, R.E. Mallouhy, J. Alghazo, Z.A. Kazimi, Deep Learning Utilization in Agriculture: Detection of Rice Plant Diseases Using an Improved CNN Model, *Plants*. 11 (2022) 2230.
- [224] A.R. Pathak, M. Pandey, S. Rautaray, Application of Deep Learning for Object Detection, *Procedia Comput. Sci.* 132 (2018) 1706–1717. <https://doi.org/10.1016/J.PROCS.2018.05.144>.
- [225] W. Ouyang, X. Zeng, X. Wang, S. Qiu, P. Luo, Y. Tian, H. Li, S. Yang, Z. Wang, H. Li, K. Wang, J. Yan, C.C. Loy, X. Tang, DeepID-Net: Object Detection with Deformable Part Based Convolutional Neural Networks, *IEEE Trans. Pattern Anal. Mach. Intell.* 39 (2017) 1320–1334. <https://doi.org/10.1109/TPAMI.2016.2587642>.
- [226] N. Doulamis, A. Doulamis, Semi-supervised deep learning for object tracking and classification, 2014 IEEE Int. Conf. Image Process. ICIP 2014. (2014) 848–852. <https://doi.org/10.1109/ICIP.2014.7025170>.
- [227] M. Taskiran, N. Kahraman, C.E. Erdem, Face recognition: Past, present and future (a review), *Digit. Signal Process.* 106 (2020) 102809.
- [228] Y. Guo, L. Zhang, Y. Hu, X. He, J. Gao, MS-Celeb-1M: A Dataset and Benchmark for Large-Scale Face Recognition, *Lect. Notes Comput. Sci. (Including Subser. Lect. Notes Artif. Intell. Lect. Notes Bioinformatics)*. 9907 LNCS (2016) 87–102. https://doi.org/10.1007/978-3-319-46487-9_6.
- [229] A. Zadeh, Y.C. Lim, T. Baltrušaitis, L.P. Morency, Convolutional experts constrained local model for 3D facial landmark detection, *Proc. - 2017 IEEE Int. Conf. Comput. Vis. Work. ICCVW 2017*. 2018-Janua (2017) 2519–2528. <https://doi.org/10.1109/ICCVW.2017.296>.
- [230] V. Cirik, E. Hovy, L.-P. Morency, Visualizing and Understanding Curriculum Learning for Long Short-Term Memory Networks, *Undefined*. (2016).
- [231] J. Deng, S. Cheng, N. Xue, Y. Zhou, S. Zafeiriou, UV-GAN: Adversarial Facial UV Map Completion for Pose-Invariant Face Recognition, *Proc. IEEE Comput. Soc. Conf. Comput. Vis. Pattern Recognit.* (2018) 7093–7102. <https://doi.org/10.1109/CVPR.2018.00741>.
- [232] Y. Liu, F. Wei, J. Shao, L. Sheng, J. Yan, X. Wang, Exploring Disentangled Feature Representation beyond Face Identification, *Proc. IEEE Comput. Soc. Conf. Comput. Vis. Pattern Recognit.* (2018) 2080–2089. <https://doi.org/10.1109/CVPR.2018.00222>.
- [233] A. Nech, I. Kemelmacher-Shlizerman, Level Playing Field for Million Scale Face Recognition, *Proc. - 30th IEEE Conf. Comput. Vis. Pattern Recognition, CVPR 2017*. 2017-Janua (2017) 3406–3415. <https://doi.org/10.1109/CVPR.2017.363>.
- [234] A. Bansal, A. Nanduri, C.D. Castillo, R. Ranjan, R. Chellappa, UMDFaces: An Annotated Face Dataset for Training Deep Networks, *IEEE Int. Jt. Conf. Biometrics, IJCB 2017*. 2018-Janua (2016) 464–473. <https://doi.org/10.1109/BTAS.2017.8272731>.
- [235] A. Jain, V. Kanhangad, Human Activity Classification in Smartphones Using Accelerometer and Gyroscope Sensors, *IEEE Sens. J.* 18 (2018) 1169–1177. <https://doi.org/10.1109/JSEN.2017.2782492>.
- [236] N. Jalloul, F. Poree, G. Viardot, P. L. Hostis, G. Carrault, Activity Recognition Using Complex Network Analysis, *IEEE J. Biomed. Heal. Informatics*. 22 (2018) 989–1000. <https://doi.org/10.1109/JBHI.2017.2762404>.
- [237] M.O. Mario, Human activity recognition based on single sensor square HV acceleration images and convolutional neural networks, *IEEE Sens. J.* 19 (2019) 1487–1498. <https://doi.org/10.1109/JSEN.2018.2882943>.
- [238] Y. Lin, J. Le Kernec, S. Yang, F. Fioranelli, O. Romain, Z. Zhao, Human Activity Classification with Radar: Optimization and Noise Robustness with Iterative Convolutional Neural Networks Followed with Random Forests, *IEEE Sens. J.* 18 (2018) 9669–9681. <https://doi.org/10.1109/JSEN.2018.2872849>.
- [239] F.J. Ordóñez, D. Roggen, Y. Liu, W. Xiao, H.-C. Chao, P. Chu, Deep Convolutional and LSTM Recurrent Neural Networks for Multimodal Wearable Activity Recognition, *Sensors* 2016, Vol. 16, Page 115. 16 (2016) 115. <https://doi.org/10.3390/S16010115>.
- [240] P. Agarwal, M. Alam, A Lightweight Deep Learning Model for Human Activity Recognition on Edge

- Devices, *Procedia Comput. Sci.* 167 (2020) 2364–2373. <https://doi.org/10.1016/J.PROCS.2020.03.289>.
- [241] K. Xia, J. Huang, H. Wang, LSTM-CNN Architecture for Human Activity Recognition, *IEEE Access*. 8 (2020) 56855–56866. <https://doi.org/10.1109/ACCESS.2020.2982225>.
- [242] Y. Chen, Y. Tian, M. He, Monocular human pose estimation: A survey of deep learning-based methods, *Undefined*. 192 (2020). <https://doi.org/10.1016/J.CVIU.2019.102897>.
- [243] A. Toshev, C. Szegedy, DeepPose: Human Pose Estimation via Deep Neural Networks, *Proc. IEEE Comput. Soc. Conf. Comput. Vis. Pattern Recognit.* (2013) 1653–1660. <https://doi.org/10.1109/CVPR.2014.214>.
- [244] T. Pfister, K. Simonyan, J. Charles, A. Zisserman, Deep convolutional neural networks for efficient pose estimation in gesture videos, *Lect. Notes Comput. Sci. (Including Subser. Lect. Notes Artif. Intell. Lect. Notes Bioinformatics)*. 9003 (2015) 538–552. https://doi.org/10.1007/978-3-319-16865-4_35.
- [245] W. Yang, W. Ouyang, X. Wang, J. Ren, H. Li, X. Wang, 3D Human Pose Estimation in the Wild by Adversarial Learning, *Undefined*. (2018) 5255–5264. <https://doi.org/10.1109/CVPR.2018.00551>.
- [246] G. Papandreou, T. Zhu, N. Kanazawa, A. Toshev, J. Tompson, C. Bregler, K. Murphy, Towards Accurate Multi-person Pose Estimation in the Wild, *Proc. - 30th IEEE Conf. Comput. Vis. Pattern Recognition, CVPR 2017. 2017-Janua* (2017) 3711–3719. <https://doi.org/10.1109/CVPR.2017.395>.
- [247] X. Perez-Sala, S. Escalera, C. Angulo, J. González, A Survey on Model Based Approaches for 2D and 3D Visual Human Pose Recovery, *Sensors (Basel)*. 14 (2014) 4189. <https://doi.org/10.3390/S140304189>.
- [248] P. Wang, W. Li, P. Ogunbona, J. Wan, S. Escalera, RGB-D-based human motion recognition with deep learning: A survey, *Comput. Vis. Image Underst.* 171 (2018) 118–139. <https://doi.org/10.1016/J.CVIU.2018.04.007>.
- [249] W. Gong, X. Zhang, J. González, A. Sobral, T. Bouwmans, C. Tu, E.H. Zahzah, Human Pose Estimation from Monocular Images: A Comprehensive Survey, *Sensors (Basel)*. 16 (2016). <https://doi.org/10.3390/S16121966>.
- [250] N. Sarafianos, B. Boteanu, B. Ionescu, I.A. Kakadiaris, 3D Human pose estimation: A review of the literature and analysis of covariates, *Comput. Vis. Image Underst.* 152 (2016) 1–20. <https://doi.org/10.1016/J.CVIU.2016.09.002>.
- [251] J.J. Valletta, C. Torney, M. Kings, A. Thornton, J. Madden, Applications of machine learning in animal behaviour studies, *Anim. Behav.* 124 (2017) 203–220. <https://doi.org/10.1016/J.ANBEHAV.2016.12.005>.
- [252] R. Mandal, R.M. Connolly, T.A. Schlacher, B. Stantic, Assessing fish abundance from underwater video using deep neural networks, *Proc. Int. Jt. Conf. Neural Networks*. 2018-July (2018). <https://doi.org/10.1109/IJCNN.2018.8489482>.
- [253] B.D. Satoto, I. Utoyo, R. Rulaningtyas, E.B. Khoendori, An improvement of Gram-negative bacteria identification using convolutional neural network with fine tuning, *TELKOMNIKA (Telecommunication Comput. Electron. Control)*. 18 (2020) 1397–1405. <https://doi.org/10.12928/TELKOMNIKA.V18I3.14890>.
- [254] J. Carranza-Rojas, H. Goeau, P. Bonnet, E. Mata-Montero, A. Joly, Going deeper in the automated identification of Herbarium specimens, *BMC Evol. Biol.* 17 (2017) 181. <https://doi.org/10.1186/S12862-017-1014-Z/FIGURES/7>.
- [255] E. Schuettelpelz, P.B. Frandsen, R.B. Dikow, A. Brown, S. Orli, M. Peters, A. Metallo, V.A. Funk, L.J. Dorr, Applications of deep convolutional neural networks to digitized natural history collections, *Biodivers. Data J.* 5 E21139. 5 (2017) e21139-. <https://doi.org/10.3897/BDJ.5.E21139>.
- [256] M. Valan, K. Makonyi, A. Maki, D. Vondráček, F. Ronquist, Automated Taxonomic Identification of Insects with Expert-Level Accuracy Using Effective Feature Transfer from Convolutional Networks, *Syst. Biol.* 68 (2019) 876–895. <https://doi.org/10.1093/SYSBIO/SYZ014>.
- [257] O.L.P. Hansen, J.C. Svenning, K. Olsen, S. Dupont, B.H. Garner, A. Iosifidis, B.W. Price, T.T. Høye, Species-level image classification with convolutional neural network enables insect identification from habitus images, *Ecol. Evol.* 10 (2020) 737–747. <https://doi.org/10.1002/ECE3.5921>.

- [258] S. Villon, D. Mouillot, M. Chaumont, E.S. Darling, G. Subsol, T. Claverie, S. Villéger, A Deep learning method for accurate and fast identification of coral reef fishes in underwater images, *Ecol. Inform.* 48 (2018) 238–244. <https://doi.org/10.1016/J.ECOINF.2018.09.007>.
- [259] X. Liu, H. Song, Automatic identification of fossils and abiotic grains during carbonate microfacies analysis using deep convolutional neural networks, *Sediment. Geol.* 410 (2020) 105790. <https://doi.org/10.1016/J.SEDGEO.2020.105790>.
- [260] S. Younis, C. Weiland, R. Hoehndorf, S. Dressler, T. Hickler, B. Seeger, M. Schmidt, Taxon and trait recognition from digitized herbarium specimens using deep convolutional neural networks, <https://doi.org/10.1080/23818107.2018.1446357>. 165 (2018) 377–383. <https://doi.org/10.1080/23818107.2018.1446357>.
- [261] M.S. Norouzzadeh, A. Nguyen, M. Kosmala, A. Swanson, M.S. Palmer, C. Packer, J. Clune, Automatically identifying, counting, and describing wild animals in camera-trap images with deep learning, *Proc. Natl. Acad. Sci. U. S. A.* 115 (2018) E5716–E5725. <https://doi.org/10.1073/PNAS.1719367115/-/DCSUPPLEMENTAL>.
- [262] R.P. de Lima, K.F. Welch, J.E. Barrick, K.J. Marfurt, R. Burkhalter, M. Cassel, G.S. Soreghan, CONVOLUTIONAL NEURAL NETWORKS AS AN AID TO BIOSTRATIGRAPHY AND MICROPALAEONTOLOGY: A TEST ON LATE PALEOZOIC MICROFOSSILS, *Palaio.* 35 (2020) 391–402. <https://doi.org/10.2110/PALO.2019.102>.
- [263] E.M. Ditria, S. Lopez-Marcano, M. Sievers, E.L. Jinks, C.J. Brown, R.M. Connolly, Automating the Analysis of Fish Abundance Using Object Detection: Optimizing Animal Ecology With Deep Learning, *Front. Mar. Sci.* 7 (2020) 429. <https://doi.org/10.3389/FMARS.2020.00429/BIBTEX>.
- [264] U. Kälin, N. Lang, C. Hug, A. Gessler, J.D. Wegner, Defoliation estimation of forest trees from ground-level images, *BioRxiv.* (2018) 441733. <https://doi.org/10.1101/441733>.
- [265] P.S. Soltis, Digitization of herbaria enables novel research, *Am. J. Bot.* 104 (2017) 1281–1284. <https://doi.org/10.3732/AJB.1700281>.
- [266] C.G. Willis, E.R. Ellwood, R.B. Primack, C.C. Davis, K.D. Pearson, A.S. Gallinat, J.M. Yost, G. Nelson, S.J. Mazer, N.L. Rossington, T.H. Sparks, P.S. Soltis, Old Plants, New Tricks: Phenological Research Using Herbarium Specimens, *Trends Ecol. Evol.* 32 (2017) 531–546. <https://doi.org/10.1016/J.TREE.2017.03.015>.
- [267] S.H. Lee, C.S. Chan, P. Remagnino, Multi-Organ Plant Classification Based on Convolutional and Recurrent Neural Networks, *IEEE Trans. Image Process.* 27 (2018) 4287–4301. <https://doi.org/10.1109/TIP.2018.2836321>.
- [268] A.C.R. Marques, M.M. Raimundo, E.M.B. Cavaleiro, L.F.P. Salles, C. Lyra, F.J. Von Zuben, Ant genera identification using an ensemble of convolutional neural networks, *PLoS One.* 13 (2018) e0192011. <https://doi.org/10.1371/JOURNAL.PONE.0192011>.
- [269] J. Wäldchen, P. Mäder, Machine learning for image based species identification, *Methods Ecol. Evol.* 9 (2018) 2216–2225. <https://doi.org/10.1111/2041-210X.13075>.
- [270] O. Zikanov, Essential computational fluid dynamics, second edition., JOHN WILEY & Sons, [Place of publication not identified], 2019.
- [271] J. Nathan Kutz, Deep learning in fluid dynamics, (2022). <https://doi.org/10.1017/jfm.2016.803>.
- [272] E. Fonda, A. Pandey, J. Schumacher, K.R. Sreenivasan, Deep learning in turbulent convection networks, *Proc. Natl. Acad. Sci. U. S. A.* 116 (2019) 8667–8672. <https://doi.org/10.1073/PNAS.1900358116/-/DCSUPPLEMENTAL>.
- [273] A. Daw, A. Karpatne, W. Watkins, J. Read, V. Kumar, Physics-guided Neural Networks (PGNN): An Application in Lake Temperature Modeling, (2017).
- [274] G. Dimitriu, R. Ștefănescu, I.M. Navon, Comparative numerical analysis using reduced-order modeling strategies for nonlinear large-scale systems, *J. Comput. Appl. Math.* 310 (2017) 32–43. <https://doi.org/10.1016/J.CAM.2016.07.002>.

- [275] F. Fang, C.C. Pain, I.M. Navon, A.H. Elsheikh, J. Du, D. Xiao, Non-linear Petrov–Galerkin methods for reduced order hyperbolic equations and discontinuous finite element methods, *J. Comput. Phys.* 234 (2013) 540–559. <https://doi.org/10.1016/J.JCP.2012.10.011>.
- [276] F. Fang, C.C. Pain, I.M. Navon, D. Xiao, An efficient goal-based reduced order model approach for targeted adaptive observations, *Int. J. Numer. Methods Fluids.* 83 (2017) 263–275. <https://doi.org/10.1002/FLD.4265>.
- [277] M. Diez, E.F. Campana, F. Stern, Design-space dimensionality reduction in shape optimization by Karhunen–Loève expansion, *Comput. Methods Appl. Mech. Eng.* 283 (2015) 1525–1544. <https://doi.org/10.1016/J.CMA.2014.10.042>.
- [278] A. Manzoni, F. Salmoiraghi, L. Heltai, Reduced Basis Isogeometric Methods (RB-IGA) for the real-time simulation of potential flows about parametrized NACA airfoils, *Comput. Methods Appl. Mech. Eng.* 284 (2015) 1147–1180. <https://doi.org/10.1016/J.CMA.2014.11.037>.
- [279] M. Alotaibi, V.M. Calo, Y. Efendiev, J. Galvis, M. Ghommam, Global–local nonlinear model reduction for flows in heterogeneous porous media, *Comput. Methods Appl. Mech. Eng.* 292 (2015) 122–137. <https://doi.org/10.1016/J.CMA.2014.10.034>.
- [280] Z. Wang, D. Xiao, F. Fang, R. Govindan, C.C. Pain, Y. Guo, Model identification of reduced order fluid dynamics systems using deep learning, *Int. J. Numer. Methods Fluids.* 86 (2018) 255–268. <https://doi.org/10.1002/FLD.4416>.
- [281] A. Lozovskiy, M. Farthing, C. Kees, E. Gildin, POD-based model reduction for stabilized finite element approximations of shallow water flows, *J. Comput. Appl. Math.* 302 (2016) 50–70. <https://doi.org/10.1016/J.CAM.2016.01.029>.
- [282] J. Oliver, M. Caicedo, A.E. Huespe, J.A. Hernández, E. Roubin, Reduced order modeling strategies for computational multiscale fracture, *Comput. Methods Appl. Mech. Eng.* 313 (2017) 560–595. <https://doi.org/10.1016/J.CMA.2016.09.039>.
- [283] J. Kou, W. Zhang, Data-driven modeling for unsteady aerodynamics and aeroelasticity, *Prog. Aerosp. Sci.* 125 (2021) 100725.
- [284] U.P. Singh, S.S. Chouhan, S. Jain, S. Jain, Multilayer Convolution Neural Network for the Classification of Mango Leaves Infected by Anthracnose Disease, *IEEE Access.* 7 (2019). <https://doi.org/10.1109/ACCESS.2019.2907383>.
- [285] N.S.K.R.S. Karim Ahmed, Weighted Transformer Network for Machine Translation, (n.d.).
- [286] S. Karumuri, R. Tripathy, I. Bilonis, J. Panchal, Simulator-free solution of high-dimensional stochastic elliptic partial differential equations using deep neural networks, *J. Comput. Phys.* 404 (2020) 1–63. <https://doi.org/10.1016/j.jcp.2019.109120>.
- [287] N. Rusk, Deep learning, *Nat. Methods.* 13 (2015) 35. <https://doi.org/10.1038/nmeth.3707>.
- [288] T. Wang, C.K. Wen, H. Wang, F. Gao, T. Jiang, S. Jin, Deep learning for wireless physical layer: Opportunities and challenges, *China Commun.* 14 (2017) 92–111. <https://doi.org/10.1109/CC.2017.8233654>.
- [289] M. Shyu, S. Chen, S.S. Iyengar, a Survey on Deep Learning Techniques, *Strad Res.* 7 (2020). <https://doi.org/10.37896/sr7.8/037>.
- [290] R. Miotto, F. Wang, S. Wang, X. Jiang, J.T. Dudley, Deep learning for healthcare : review , opportunities and challenges, *Brief. Bioinform.* 19 (2018) 1236–1246. <https://doi.org/10.1093/bib/bbx044>.
- [291] A. Rajkomar, E. Oren, K. Chen, A.M. Dai, N. Hajaj, M. Hardt, P.J. Liu, X. Liu, J. Marcus, M. Sun, P. Sundberg, H. Yee, K. Zhang, Y. Zhang, G. Flores, G.E. Duggan, J. Irvine, Q. Le, K. Litsch, A. Mossin, J. Tansuwan, D. Wang, J. Wexler, J. Wilson, D. Ludwig, S.L. Volchenboum, K. Chou, M. Pearson, S. Madabushi, N.H. Shah, A.J. Butte, M.D. Howell, C. Cui, G.S. Corrado, J. Dean, Scalable and accurate deep learning with electronic health records, *Npj Digit. Med.* 1 (2018) 1–10. <https://doi.org/10.1038/s41746-018-0029-1>.

- [292] I.M. Baytas, C. Xiao, X. Zhang, F. Wang, A.K. Jain, J. Zhou, Patient subtyping via time-aware LSTM networks, *Proc. ACM SIGKDD Int. Conf. Knowl. Discov. Data Min. Part F1296* (2017) 65–74. <https://doi.org/10.1145/3097983.3097997>.
- [293] A.N. Jagannatha, H. Yu, Structured prediction models for RNN based sequence labeling in clinical text, *EMNLP 2016 - Conf. Empir. Methods Nat. Lang. Process. Proc.* (2016) 856–865. <https://doi.org/10.18653/v1/d16-1082>.
- [294] T. Pham, T. Tran, D. Phung, S. Venkatesh, DeepCare: A deep dynamic memory model for predictive medicine, *Lect. Notes Comput. Sci. (Including Subser. Lect. Notes Artif. Intell. Lect. Notes Bioinformatics)*. 9652 LNAI (2016) 30–41. https://doi.org/10.1007/978-3-319-31750-2_3.
- [295] M.K. Awasthi, S. Sarsaiya, S. Wainaina, K. Rajendran, S.K. Awasthi, T. Liu, Y. Duan, A. Jain, R. Sindhu, P. Binod, A. Pandey, Z. Zhang, M.J. Taherzadeh, Techno-economics and life-cycle assessment of biological and thermochemical treatment of bio-waste, *Renew. Sustain. Energy Rev.* 144 (2021) 110837. <https://doi.org/10.1016/j.rser.2021.110837>.
- [296] E. Choi, M.T. Bahadori, A. Schuetz, W.F. Stewart, J. Sun, Doctor AI: Predicting Clinical Events via Recurrent Neural Networks., *JMLR Workshop Conf. Proc.* 56 (2016) 301–318.
- [297] Z.C. Lipton, The mythos of model interpretability, *Commun. ACM.* 61 (2018) 35–43. <https://doi.org/10.1145/3233231>.
- [298] P.W. Koh, P. Liang, Understanding black-box predictions via influence functions, *34th Int. Conf. Mach. Learn. ICML 2017.* 4 (2017) 2976–2987.
- [299] S.C. Huang, A. Pareek, S. Seyyedi, I. Banerjee, M.P. Lungren, Fusion of medical imaging and electronic health records using deep learning: a systematic review and implementation guidelines, *Npj Digit. Med.* 3 (2020). <https://doi.org/10.1038/s41746-020-00341-z>.
- [300] A.M. Alaa, M. Weisz, M. van der Schaar, Deep Counterfactual Networks with Propensity-Dropout, (2017).
- [301] N. Razavian, J. Marcus, D. Sontag, Multi-task Prediction of Disease Onsets from Longitudinal Lab Tests, (2016) 1–27.
- [302] R. Henao, J.T. Lu, J.E. Lucas, J. Ferranti, L. Carin, Electronic health record analysis via deep poisson factor models, *J. Mach. Learn. Res.* 17 (2016) 1–32.