

# CodeApex: A Bilingual Programming Evaluation Benchmark for Large Language Models

Lingyue Fu, Huacan Chai, Shuang Luo, Kounianhua Du, Weiming Zhang, Longteng Fan,  
Jiayi Lei, Renting Rui, Jianghao Lin, Yuchen Fang, Yifan Liu, Jingkuan Wang,  
Siyuan Qi, Kangning Zhang, Weinan Zhang, Yong Yu\*

Apex Data & Knowledge Management Lab, Shanghai Jiao Tong University  
<https://apex.sjtu.edu.cn/codeapex/>

## Abstract

With the emergence of Large Language Models (LLMs), there has been a significant improvement in the programming capabilities of models, attracting growing attention from researchers. We propose CodeApex, a bilingual benchmark dataset focusing on the programming comprehension and code generation abilities of LLMs. CodeApex comprises three types of multiple-choice questions: conceptual understanding, commonsense reasoning, and multi-hop reasoning, designed to evaluate LLMs on programming comprehension tasks. Additionally, CodeApex utilizes algorithmic questions and corresponding testcases to assess the code quality generated by LLMs. We evaluate 14 state-of-the-art LLMs, including both general-purpose and specialized models. GPT exhibits the best programming capabilities, achieving approximate accuracies of 50% and 56% on the two tasks, respectively. There is still significant room for improvement in programming tasks. We hope that CodeApex can serve as a reference for evaluating the coding capabilities of LLMs, further promoting their development and growth.

## 1 Introduction

Due to the widespread adoption of the Transformer architecture and advancements in computational power, large-scale pre-trained language models have been widely employed in various Natural Language Processing (NLP) tasks, including dialogue systems (Zhang et al., 2019; Adiwardana et al., 2020), summarization (Zhang et al., 2020; Liu and Lapata, 2019), sentiment analysis (Ghosal et al., 2020; Basiri et al., 2021), and more. These Large-scale language models (LLMs) have demonstrated remarkable task adaptability and generalization capabilities, leading to an increasing number of language tasks.

Programming comprehension and code generation are crucial tasks in software engineering, playing a key role in improving developer productivity, enhancing code quality, and automating software development processes. However, due to the complexity and semantic diversity of code, these tasks remain challenging. In comparison to natural language responses, generating code using LLMs requires greater emphasis on grammar, structure, detail handling, and contextual understanding. The accuracy of the generated content is of paramount importance. Many models focus on programming capabilities and make improvements for programming tasks. Traditional approaches include syntactic rule-based model (Lattner and Adve, 2004; Parr, 1995), template-based model (Ronacher, 2010; mus, 2021), and rule-based models (Visser, 1998; Cordy et al., 2006). They often rely on manually designed rules and heuristic algorithms, which are limited in coverage and accuracy. In recent years, with the emergence of large-scale pre-trained models such as CodeBERT (Feng et al., 2020)

\*The leading author is Lingyue Fu <fulingyue@sjtu.edu.cn>. Shuang Luo has graduated from SJTU and is now at KTH. Correspondence to Weinan Zhang <wnzhang@sjtu.edu.cn> and Yong Yu <yuy@sjtu.edu.cn>.

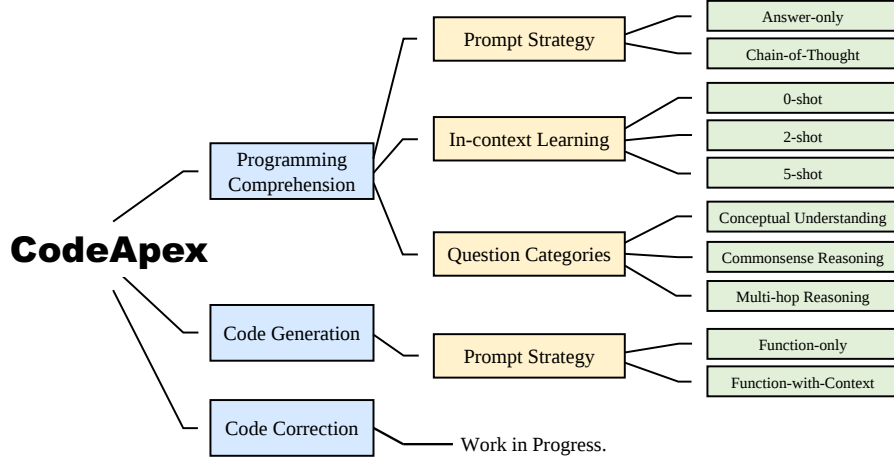


Figure 1: Overview diagram of CodeApex benchmark.

and GPT3.5, researchers have started exploring the application of these models to programming comprehension and code generation tasks. These models incorporate code generation tasks during training, enabling them to comprehend and generate code. However, fair evaluation and assessment of advancements in LLMs for code comprehension and generation are hard due to the lack of standard publicly available benchmark datasets that are well-curated, scalable, and diverse. Therefore, establishing a benchmark dataset with broad coverage of code semantics and structure is crucial to facilitate research in programming comprehension and code generation.

Existing benchmark datasets for code proficiency have shown promising results in bi-directional language modeling tasks, which are suitable for evaluating BERT-type large language models. CodeXGLUE (Huang et al., 2021) is a multi-task benchmark for code, including tasks such as code completion and code classification. Conala Corpus (Yin et al., 2018) is a dataset consisting of natural language comments paired with code snippets, widely employed in research on automatic code generation. Other benchmark datasets can evaluate the code generation capabilities of generative language models. HumanEval (Chen et al., 2021) comprises 164 simple Python programming tasks along with corresponding unit tests. HumanEval-X (Zheng et al., 2023b) consists of 840 handcrafted samples with testcases covering Python, C++, Java, JavaScript, and Go. However, the questions included in these benchmark datasets only evaluate the ability to implement some basic functional codes, which are relatively simple and lack diversity.

Given the limitations of these existing benchmark datasets, we propose the CodeApex benchmark, which primarily assesses both the programming comprehension and the code generation capabilities of LLMs. At the same time, CodeApex is a pioneering bilingual (English, Chinese) benchmark dataset specifically designed for evaluating code capabilities. The overall experiment scenarios of CodeApex are listed in Figure 1. The first task is programming comprehension, including 250 multiple-choice exam questions, which are categorized into conceptual understanding, commonsense reasoning, and multi-hop reasoning questions. The questions are selected from the final exams of different classes (Programming, Data structure, Algorithm) at the university, which reduces the risk that the test data is already in the training corpus of LLMs. LLMs are asked to choose the correct option under the 0-shot, 2-shot, and 5-shot in-context learning scenarios. Due to the effective application of Chain-of-Thought (CoT), we also compare the performances of LLMs under the answer-only and CoT settings. The second task is code generation, including 476 C++-based algorithm problems, covering common algorithm knowledge points like binary search and depth-first-search algorithm. The description of the question and the prototype of the function to implement the question are given, and LLMs are asked to complete the main part of the function. We also provide both the function-only and function-with-context scenarios, which indicate whether the calling code of the objective function is given in addition to the description of the objective function (i.e., the context information of the code). The accuracy in completing both types of questions correctly indicates LLMs’ programming comprehension and code generation capabilities accordingly. In the future, we will publish other code-related functional tests, such as code correction.

<p><b>Conceptual Understanding</b></p> <p>If the most frequently used operations for a linear table are to access the value of the <math>i</math>-th element and its predecessor and successor, in order to improve efficiency, the ____ storage method should be adopted.</p> <p>A. Singly linked list B. Doubly linked list C. Circular linked list D. Sequential list</p>	<p><b>Commonsense Reasoning</b></p> <p>The storage space of the circular queue is an array <math>A[21]</math>, where "front" points to the position before the front element, and "rear" points to the rear element. Assuming the current values of "front" and "rear" are 8 and 3 respectively, the length of the queue is ____.</p> <p>A. 5 B. 6 C. 16 D. 17</p>	<p><b>Multi-hop Reasoning</b></p> <p>If there are definitions: <code>char *p = "h12\0ab"</code>, <code>str[] = "h12\0ab"</code>; , the values of <code>sizeof(p)</code>, <code>sizeof(str)</code>, and <code>strlen(p)</code> are ____.</p> <p>A. 4, 4, 3 B. 7, 7, 7 C. 4, 8, 7 D. 4, 7, 3</p>
--	--	--

Figure 2: Examples of three categories of questions in programming comprehension task.

We have comprehensively evaluated 11 different LLMs using CodeApex, including both API-based and open-source models. Our study compares the performance of these LLMs in terms of their code capabilities, revealing that most datasets exhibit higher programming comprehension abilities compared to code generation abilities. Experimental results demonstrate the varying performance of different models in code-related tasks, with GPT3.5-turbo showcasing exceptional competitiveness and distinct advantages. Additionally, the experiment compares the performance of LLMs in bilingual and different prompt strategy scenarios. Overall, within the leaderboard of the CodeApex, there remains significant room for improvement in LLM accuracy, indicating untapped potential for LLMs in code-related tasks.

## 2 Programming Comprehension Task

### 2.1 Overview

To fully integrate large language models into real-world code production scenarios, programming comprehension is indispensable. Programming comprehension entails the ability to understand code from various dimensions, such as mastery of its syntax, comprehension of code execution flow, and understanding of executing algorithms. In what follows, we introduce how to evaluate the capabilities of LLMs in these dimensions.

### 2.2 Data Processing

The multiple-choice question data is sourced privately from university course final exams, significantly reducing the risk of duplicate questions in LLM training data. After manual evaluation, these questions cover the knowledge points of programming and data structure courses. We split the multiple-choice questions in the question bank and artificially add wrong options to ensure that there is only one correct answer for each question while meeting the conditions for the existence of four options. Similar to C-Eval (Huang et al., 2023), we format the options of the multiple-choice questions for alignment. The question prompts are provided in Markdown format, while code blocks are marked using triple quotes. All question descriptions and answers are manually cross-checked to ensure that the questions are not ambiguous and that the answers are correct.

In order to facilitate further exploration of the ability of LLM to deal with different types of problems, we manually label the questions into three categories: conceptual understanding, commonsense reasoning, and multi-hop (complex) reasoning. Example questions of three categories are demonstrated in Figure 2. Conceptual understanding questions assess the LLM’s understanding of programming concepts, typically involving selecting the correct concept or natural language description without requiring specific code writing or comprehension. Commonsense Reasoning questions primarily evaluate the LLM’s ability to read and understand code. These types of questions focus on a single knowledge point, with relatively simple problem-solving steps that can be deduced through single-step reasoning. Multi-hop reasoning questions test the LLM’s ability to reason about code. These questions often involve chains of thought and require multiple steps of inference to arrive at the correct answer. These three categories of questions correspond to the LLM’s elementary grasp of programming, basic comprehension of code, and advanced comprehension of code, respectively.

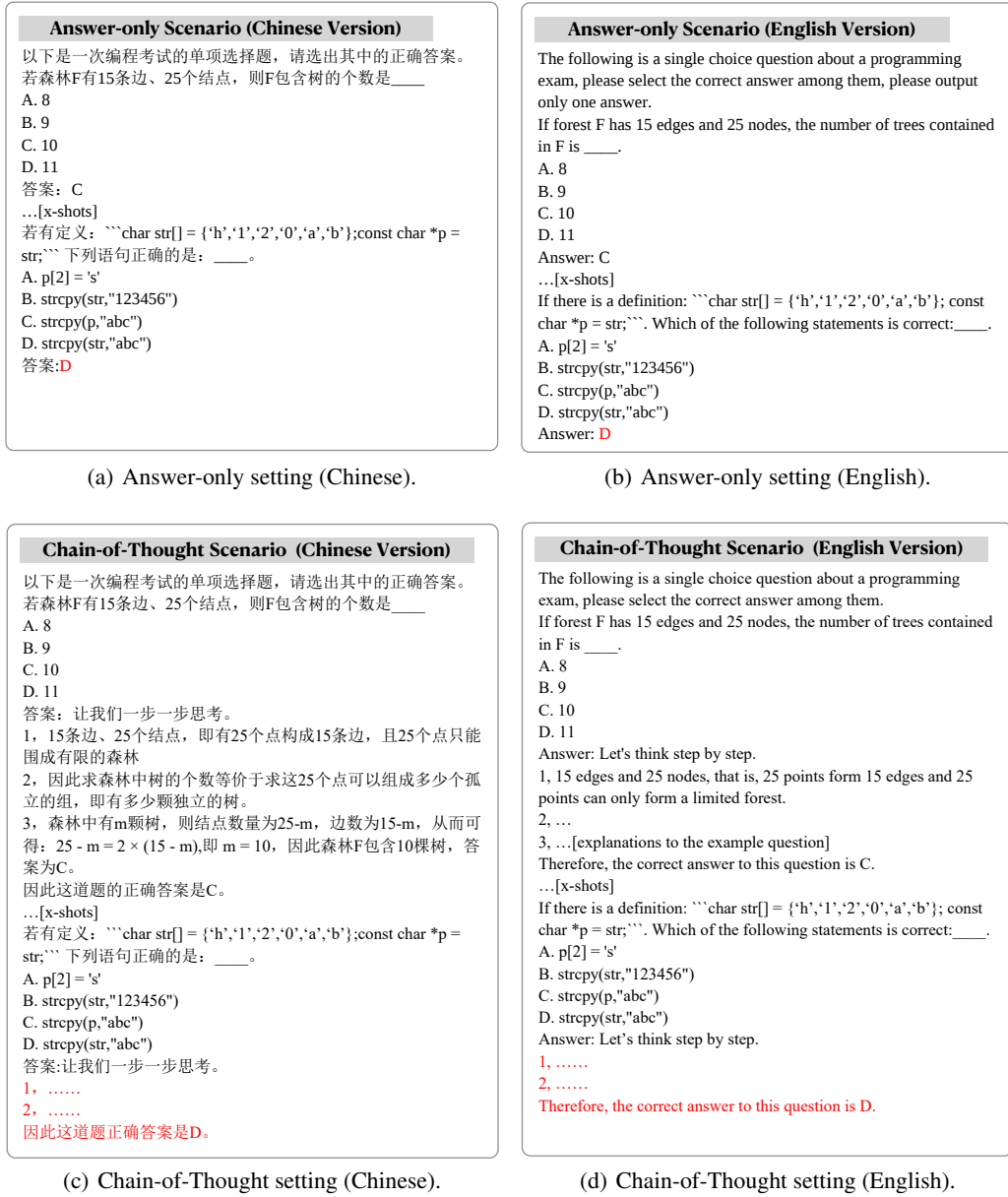


Figure 3: Examples illustrating programming comprehension tasks in answer-only and chain-of-thought scenarios, presented in both English and Chinese versions. The completed responses from LLMs are highlighted in red, while the inputted prompts are shown in black text.

This categorization allows for a better demonstration of the individual capabilities of the LLM in the experimental results.

### 2.3 Correctness Evaluation

We use the accuracy metric for evaluation. The models' inputs include specially designed prompts, as shown in Figure 3. In the answer-only scenario, the models are required to output a single option, and the correctness of the selected option serves as the final accuracy score. In the chain-of-thought scenario, the models generate a paragraph of analytical text and provide a final answer, and the accuracy of the answer serves as the measure of model performance. To ensure a fair comparison, prompts and question descriptions are aligned in both English and Chinese.

```

Problem: Given an integer array nums whose size is n and a target
integer, write a code to determine if there exists a contiguous
subarray in nums that sums up to the target. If such a subarray exists,
return True; otherwise, return False. The first number of input is n,
and then input n numbers consecutively to represent array[1] to
array[n]. Here  $1 \leq n \leq 1e7$ .
Example input: ``3 1 2 3 5``
Example output: ``True``
Testcase 1: 3 1 2 3 5
...
Testcase 5: 1000 ... ..
Testcase 6: 10000 ... ..
...
Testcase 9: 10000000 ... ..
Testcase 10: 10000000 ... ..

```

Figure 4: An example of different difficulty levels testcases. If the complexity of the code is  $O(n^2)$ , it could pass at least the first six testcases. If the tester uses the prefix sum algorithms with  $O(n)$  complexity, he can pass all test points.

The testing data is made available on GitHub<sup>2</sup> for users to download and run. The test answers are not publicly disclosed to ensure the appropriate usage of CodeApex, as its data might unintentionally include web-crawled content. Users are required to submit their model predictions to the provided webpage<sup>3</sup> to obtain an automated accuracy assessment, and a public leaderboard is maintained on the webpage. Users can choose whether to publish their models' scores on the leaderboard.

### 3 Code Generation Task

#### 3.1 Overview

Training large language models (LLMs) to generate accurate and executable code is a challenging task. CodeApex primarily evaluates the LLM's ability to generate code based on given descriptions and automatically assesses the correctness of the generated code through unit tests. The programming language assessed by CodeApex is C++. C++ is currently one of the most widely used languages for algorithm implementation. The model is required to extract relevant algorithm requirements from natural language descriptions and, in conjunction with the given function framework, complete the implementation of the target function. In this section, we will introduce the data sources for the code generation task, the process of generating contextual information, and the employed evaluation methodology.

#### 3.2 Data Processing

**Data Sources** The testing data is sourced from algorithmic problems on an internal Online Judge platform, which provides problem descriptions, sample inputs/outputs, code templates, and test cases of varying difficulty levels. The problem descriptions are typically provided in natural language, some of which also contain scenario-based descriptions. The sample inputs/outputs illustrate the format of the test case inputs and outputs, represented in Markdown format. The code templates represent fully functional code that passes all the tests and is used to generate test examples for CodeApex. The difficulty levels of the test cases are illustrated in Figure 4. Taking binary search as an example, the first five test cases have small input sizes  $n$  and can be solved using a regular loop-based search. However, the last five test cases have larger input sizes, and if a regular loop-based search is used, it will exceed the time limit. The privacy of the testing data and the diversity of the problem descriptions ensure that LLMs have encountered very few, if any, identical problems during

<sup>2</sup><https://github.com/APEXLAB/CodeApex.git>

<sup>3</sup><https://apex.sjtu.edu.cn/codeapex/>

**Code Generation (Question-Description-Only)**

Prompt: I will provide you with a specific question description. Your task is to generate the code that accomplishes this target task. You only need to provide the C++ code; please do not include additional explanatory text.

Problem: input integer a and b, output the value of a+b.

Time Limit: 1000 ms

Space Limit: 1 MB

GPT3.5-turbo:

```
#include <iostream>
int main() {
    int a, b;
    std::cout << "Enter the value of a: ";
    std::cin >> a;
    std::cout << "Enter the value of b: ";
    std::cin >> b;
    int sum = a + b;
    std::cout << "The sum of a and b is: " <<
sum << std::endl;
    return 0;
}
```

Figure 5: An example of only input code question description for LLM. The generated code by GPT3.5-turbo is demonstrated below. The code contains additional boot outputs, causing this logically correct code to fail the testcases.

training. This eliminates the possibility of direct copying from the training data and ensures fairness in evaluating the code generation capabilities of the model.

**Data Generation** Most LLMs are unable to generate code that meets the given input-output conditions based solely on problem descriptions. When we directly input the original problem description into LLMs, it is highly likely that the generated code will contain additional prompt-related output. Although the logic of the code itself may be correct, these extra outputs are not included in the original test cases, causing the generated code to fail the tests. Figure 5 illustrates an example of this situation, which occurs during code generation with GPT-3.5-turbo. In such cases, in order to more accurately evaluate the model’s code generation capability itself, we utilize GPT-4 to assist in generating functional form test examples. With an in-context learning approach, we guide the LLMs to rewrite the template code and divide it into a main function and some auxiliary functions. The main function includes (i) library references, (ii) the main function itself (with input and output code), and (iii) calls to auxiliary functions. The auxiliary functions contain the main algorithmic logic with input parameters and return the output to the main function.

**Prompting** We describe our approach for generating target functions that adhere to function templates by designing prompts. These prompts consist of three components: problem description, function description, and data range specification. In the ‘function-only’ scenario, no additional information is included in the prompts. In this case, LLMs are asked to generate a runnable function code that conforms to the function prototype and the question description. In the ‘function-with-context’ scenario, we incorporate the context of the main function as an additional input to guide the LLM to generate the target function. The specific design of the prompts is illustrated in Figure 6.

### 3.3 Correctness Evaluation

To evaluate the effectiveness of the code, we use the original question’s test cases to measure its correctness. Each question provides 5-10 test cases that cover various possible input scenarios and edge conditions. CodeApex benchmark aligns with real-world scenarios of human programming by using the number of passed test cases as the model’s score. All test case scores are equally weighted, regardless of their difficulty.

CodeApex introduces an evaluation metric called accept rate as the evaluation function for the generated code by the model. When the language model generates a response, we extract the runnable C++ code function from it and concatenate it into the main function in the dataset. The concatenated

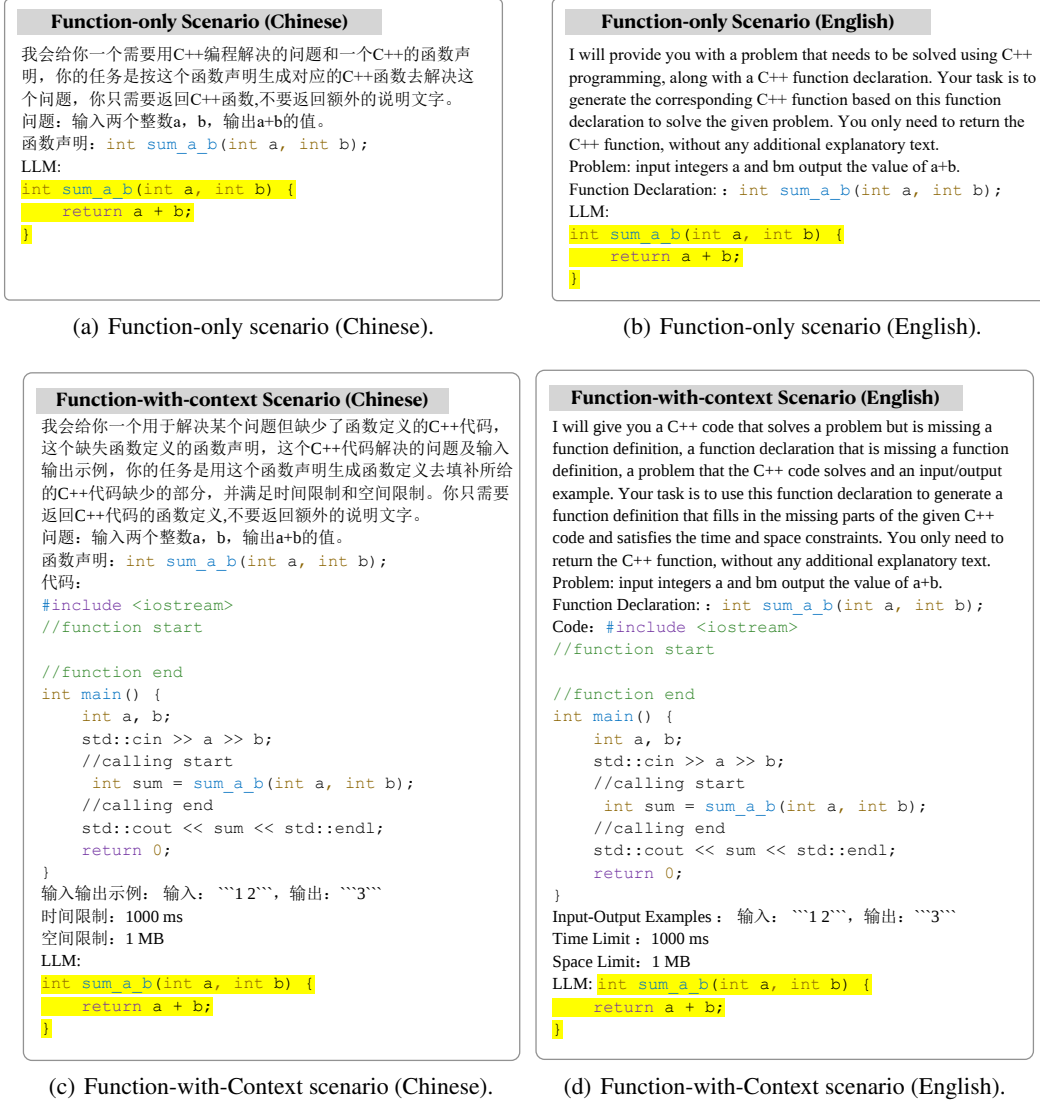


Figure 6: Examples of specific design of the prompts for code generation task. The text highlighted in yellow is generated by the model.

code remains executable, and the target input-output pairs are aligned with the test cases in the original dataset. By comparing the output of the test cases with the actual output, we can get the number of the test cases the generated code passes, i.e.,  $\#passes(q)$ . We calculate the  $AC@k$ , which represents the quality of the model-generated code

$$AC@k = \frac{1}{|Q|} \sum_{q \in Q} [\mathbb{I}(\#passes(q) \geq k)],$$

where  $Q$  is the question set, and the indicator function  $\mathbb{I}$  presents

$$\mathbb{I}(\text{condition}) = \begin{cases} 1, & \text{if condition is true,} \\ 0, & \text{otherwise.} \end{cases}$$

When  $k$  is set to 1, the code can pass at least one test case.  $AC@1$  reflects the functional correctness of the model-generated code. In this case, some test cases may not pass, which may result from inappropriate algorithm selection in the generation process or exceeding the time/space limits of the problem itself. When  $k$  is set to *all*,  $AC@all$  represents the proportion of problems that have passed

Table 1: CodeApex evaluates 14 LLMs along with their variants.

Model	Model Size	Form	Creator
ChatGLM(Liu et al., 2022)	6B	open, general-purpose	Tsinghua & Zhipu
ChatGLM2(Liu et al., 2022)	6B	open, general-purpose	
MOSS(Sun et al., 2023)	16B	open, general-purpose	Fudan University
Chinese-Alpaca(Cui et al., 2023)	7B	open, general-purpose	Cui et al. (2023)
BELLE(Ji et al., 2023b,a)	7B	open, general-purpose	Beike
BELLE-LLaMA(Ji et al., 2023b,a)	7B, 13B	open, general-purpose	Beike
InternLM-Chat(Team, 2023)	7B	open, general-purpose	Shanghai AI Lab & Sense Time
Baichuan(B. Inc. Baichuan, 2023)	7B	open, general-purpose	Baichuan Inc.
EduChat-base(Dan et al., 2023)	7B, 13B	open, Edu-Use	East China Normal University
EduChat-sft(Dan et al., 2023)	7B	open, Edu-Use	
CodeT5-plus(Wang et al., 2021)	6B, 16B	open, code-specialized	Salesforce AI
WizardCoder(Luo et al., 2023)	15B	open, code-specialized	Microsoft
StarCoder(Li et al., 2023)	undisclosed	api, code-specialized	BigCode
Vicuna(Zheng et al., 2023a)	13B	open, general-purpose	LM-SYS
GPT-3.5-turbo(Zhang et al., 2019)	undisclosed	api, general-purpose	OpenAI

all test cases. This is a relatively strict metric for evaluating performance. In addition, we introduce the Accept Rate (AC Rate) metric to measure how well the generated code meets. The AC Rate is calculated as follows:

$$\text{AC Rate} = \frac{1}{|Q|} \sum_{q \in Q} \left[ \frac{\# \text{ passes}(q)}{\# \text{ testcases}(q)} \right].$$

It reflects the overall performance of LLMs in the code generation task, including both algorithm selection and implementation.

## 4 Experiments

### 4.1 Experimental Setup

**Dataset Statistics** The programming comprehension task consists of a total of 250 multiple-choice questions. These questions are divided into three categories: conceptual understanding (90 questions), commonsense reasoning (99 questions), and multi-hop reasoning (61 questions). In the code generation task, CodeApex releases 476 algorithm problems in total.

**LLMs to Evaluate** CodeApex totally evaluates 14 LLMs, comprising a total of 37 variants. The tested LLMs and their variants are listed in Table 1. The variants of the models encompass the chatbot mode and the completion mode, as well as different parameter sizes and versions within the same base model. In the programming comprehension task, we conduct experiments on 11 LLMs, including both open-source models and API-based models. In code generation task, we evaluate 12 accessible state-of-art LLMs, including both general-purpose and code-specialized models. The largest open-source models have 13 billion parameters, while the largest parameterized model based on API is GPT3.5-turbo.

**Parameter Settings** When LLMs generate responses, we choose two distinct temperatures for the programming comprehension and code generation task to cater to different application scenarios. For the programming comprehension task, we set temperature=0.01 to generate more conservative results, preventing the model from producing responses that do not align with the desired answers. For the code generation task, we opted for a temperature of 0.7 and a top-p value of 0.8 to encourage the model to generate a broader range of possible codes, introducing more randomness in each code generation instance. To reduce the variance in the replies generated by LLMs, we generate three responses during the generation process and average the scores of the three sets to obtain the final result for that model.



Table 2: Accuracy results of Programming Comprehension Task in the answer-only setting. C.U., C.R., and M.H.R. indicate conceptual understanding, commonsense reasoning, and multi-hop reasoning questions, respectively. Each column displays the best accuracy among 5-shot, 2-shot, and 0-shot scenarios. The best performance of each LLM is in bold, and the second-best performance is underlined. \* represents chat-bot mode of the LLM. ZH and EN represent the results of Chinese and English test versions.

Model	Programming Comprehension (Answer-only)							
	ZH				EN			
	C.U.	C.R.	M.H.R.	Total	C.U.	C.R.	M.H.R.	Total
ChatGLM-6B	0.3222	0.2626	0.3115	0.2960	0.3556	0.2424	0.3115	0.2960
ChatGLM-6B*	0.3333	0.2727	0.3115	0.2960	0.3926	0.2727	0.3770	0.3200
ChatGLM2-6B	0.3667	0.2727	0.3388	0.2987	0.4111	0.3165	0.2951	0.2987
ChatGLM2-6B*	0.3444	0.2626	0.3115	0.3040	0.3556	0.2828	0.3115	0.3040
MOSS-16B*	0.3148	0.3401	0.3279	0.3120	0.2630	0.3468	0.3333	0.3120
Chinese-Alpaca-7B	0.3481	0.2929	0.2678	0.2880	0.3111	0.2727	0.3279	0.2947
Chinese-Alpaca-7B*	0.3000	0.2896	0.2787	0.2840	0.2926	0.2896	0.2350	0.2840
Chinese-Alpaca-plus-7B	0.2333	0.3367	0.2623	0.2653	0.3407	0.2963	0.3279	0.2987
Chinese-Alpaca-plus-7B*	0.3259	0.3030	0.2459	0.2853	0.2630	0.2929	0.2295	0.2573
Chinese-Alpaca-13B	0.2593	0.2929	0.2623	0.2733	0.3111	0.2323	0.2131	0.2733
Chinese-Alpaca-13B*	0.2741	0.2929	0.2077	0.2627	0.2778	0.2795	0.2514	0.2547
Chinese-Alpaca-plus-13B	0.2667	0.3401	0.2131	0.2827	0.2444	0.3569	0.3060	0.2827
Chinese-Alpaca-plus-13B*	0.2741	0.2997	0.1967	0.2573	0.2889	0.3569	0.2459	0.2973
BELLE-7B-1M	0.3333	0.3199	0.2787	0.2947	0.3333	0.3199	0.2787	0.3080
BELLE-7B-1M*	0.3481	0.3131	0.2459	0.3013	0.3889	0.3131	0.2404	0.3040
BELLE-7B-2M	0.2444	0.3367	0.2842	0.2760	0.2556	0.3165	0.2842	0.2613
BELLE-7B-2M*	0.2111	0.3165	0.2787	0.2413	0.2667	0.3165	0.2459	0.2400
BELLE-LLaMA-7B-0.6M	0.2926	0.3401	0.3169	0.3053	0.3222	0.3333	0.3279	0.2880
BELLE-LLaMA-7B-0.6M*	0.2778	0.3131	0.3115	0.3000	0.3444	0.2963	0.3115	0.3000
BELLE-LLaMA-7B-2M	0.2222	0.2963	0.1967	0.2387	0.3000	0.3333	0.2623	0.2680
BELLE-LLaMA-7B-2M*	0.2778	0.3064	0.2623	0.2840	0.2778	0.3232	0.2623	0.2840
BELLE-LLaMA-13B-2M	0.2889	0.3333	0.1967	0.2840	0.2222	0.3131	0.2131	0.2840
BELLE-LLaMA-13B-2M*	0.3444	0.2929	0.2186	0.2827	0.2667	0.2660	0.2186	0.2693
InternLM-Chat-7B	0.4556	0.3434	0.3443	0.3720	0.4444	<u>0.3636</u>	0.3443	0.3733
Baichuan-7B	0.3407	0.3367	0.2623	0.3147	0.2926	0.3064	0.2951	0.3147
EduChat-base-002-7B*	0.2259	0.3131	0.2295	0.2480	0.3296	0.3434	0.3279	0.3147
EduChat-base-002-13B*	0.2815	0.3535	0.2459	0.3013	0.3667	0.3636	0.2459	0.3267
EduChat-sft-002-7B*	0.2444	0.2424	0.2951	0.2560	0.2889	0.3434	0.2459	0.2920
CodeT5-plus-16B	0.2556	0.3030	0.3224	0.2640	0.2074	0.2997	0.3224	0.2640
CodeT5-plus-16B*	0.2815	<b>0.3737</b>	0.2732	0.3160	0.1963	<b>0.3737</b>	0.2787	0.2467
CodeT5-plus-6B	0.2333	0.3535	0.2404	0.2693	0.2778	0.3535	0.2896	0.3173
CodeT5-plus-6B*	0.2296	0.2828	0.2568	0.2573	0.2704	0.2828	0.2568	0.3040
GPT-3.5-turbo	<b>0.6074</b>	0.3300	<u>0.6066</u>	<u>0.4893</u>	<u>0.5222</u>	0.3468	<b>0.6066</b>	<b>0.4893</b>
GPT-3.5-turbo*	<u>0.5963</u>	<u>0.3603</u>	<b>0.6393</b>	<b>0.5053</b>	<b>0.5333</b>	0.3603	<b>0.6066</b>	<u>0.4413</u>

## 4.2 Programming Comprehension Results

The overall performance of the programming comprehension task in the answer-only and CoT scenarios are presented in Table 2 and Table 3. The tables display the best results achieved in the 0-shot, 2-shot, and 5-shot settings. Detailed results for the x-shot ( $x = 0, 2, 5$ ) settings are provided in the Appendix A. GPT3.5-turbo obtains the highest average accuracy among all the models, followed

Table 3: Accuracy results of Programming Comprehension Task in CoT setting. C.U., C.R., and M.H.R. indicate conceptual understanding, commonsense reasoning, and multi-hop reasoning questions, respectively. Each column displays the best accuracy among 5-shot, 2-shot, and 0-shot scenarios. The best performance of each LLM is in bold, and the second-best performance is underlined. \* represents chat-bot mode of the LLM. ZH and EN represent the results of Chinese and English test versions. Since CodeT5 fails to generate a response with chain-of-thought, we exclude it in this setting.

Model	Programming Comprehension (Chain-of-Thought)							
	ZH				EN			
	C.U.	C.R.	M.H.R.	Total	C.U.	C.R.	M.H.R.	Total
ChatGLM-6B	0.3111	0.2121	0.3770	0.2880	0.3444	0.1818	0.3115	0.2640
ChatGLM-6B*	0.3333	0.2222	0.2787	0.2480	0.2889	0.2525	0.3115	0.2760
ChatGLM2-6B	0.4778	0.2525	0.3115	0.3240	0.3667	0.2525	0.2951	0.2960
ChatGLM2-6B*	0.4111	0.2929	0.3770	0.3360	0.4000	0.2525	0.2787	0.2960
MOSS-16B*	0.2667	0.1717	0.3279	0.2240	0.2667	0.2020	0.2787	0.2360
Chinese-Alpaca-7B	0.2889	0.3030	0.2131	0.2680	0.2556	0.3333	0.2131	0.2640
Chinese-Alpaca-7B*	0.2778	0.3232	0.2623	0.2640	0.2667	0.3232	0.2295	0.2800
Chinese-Alpaca-plus-7B	0.3667	0.3131	0.2787	0.3240	0.2778	0.3030	0.2951	0.2880
Chinese-Alpaca-plus-7B*	0.2667	0.2626	0.2295	0.2400	0.2778	0.2626	0.2623	0.2480
Chinese-Alpaca-13B	0.2889	0.2929	0.2459	0.2640	0.3111	0.2323	0.2295	0.2520
Chinese-Alpaca-13B*	0.3111	0.2727	0.2295	0.2640	0.2444	0.2121	0.2623	0.2160
Chinese-Alpaca-plus-13B	0.3111	0.2929	0.2131	0.2600	0.3111	0.2525	0.2951	0.2560
Chinese-Alpaca-plus-13B*	0.3556	0.2727	0.2295	0.2920	0.3000	0.2222	0.2951	0.2560
BELLE-7B-1M	0.3333	0.2929	0.2459	0.2720	0.2444	0.2222	0.2131	0.2120
BELLE-7B-1M*	0.3333	0.2525	0.2131	0.2600	0.2111	0.2020	0.1475	0.1840
BELLE-7B-2M	0.2889	0.2626	0.2295	0.2240	0.2556	0.2222	0.1311	0.2040
BELLE-7B-2M*	0.2667	0.2424	0.2131	0.2400	0.1889	0.2222	0.1311	0.1880
BELLE-LLaMA-7B-0.6M	0.2667	0.3030	0.2951	0.2760	0.2222	0.2323	0.2623	0.2320
BELLE-LLaMA-7B-0.6M*	0.3444	0.3636	0.3115	0.3200	0.3333	0.2424	0.2623	0.2600
BELLE-LLaMA-7B-2M	0.2444	0.3030	0.2295	0.2640	0.2222	0.2121	0.1311	0.1880
BELLE-LLaMA-7B-2M*	0.2778	0.3030	0.2459	0.2800	0.2111	0.2020	0.1967	0.1880
BELLE-LLaMA-13B-2M	0.2889	0.2727	0.1967	0.2560	0.2556	0.2222	0.1967	0.2120
BELLE-LLaMA-13B-2M*	0.2667	0.2828	0.2131	0.2600	0.2778	0.1717	0.1803	0.2120
InternLM-Chat-7B	0.3556	0.1818	0.3607	0.2880	0.4222	0.2525	0.2623	0.3160
Baichuan-7B	0.0667	0.1111	0.0656	0.0720	0.1222	0.1111	0.2960	0.1000
EduChat-base-002-7B*	0.2778	0.2323	0.2623	0.2480	0.2556	0.2424	0.2623	0.2360
EduChat-base-002-13B*	0.3000	0.2424	0.3279	0.2800	0.3111	0.2424	0.2787	0.2680
EduChat-sft-002-7B*	0.3111	0.2121	0.2623	0.2520	0.3111	0.2222	0.2623	0.2560
GPT-3.5-turbo	<b>0.5944</b>	<u>0.4141</u>	<b>0.6803</b>	<b>0.5260</b>	<b>0.5278</b>	<u>0.3687</u>	<b>0.6393</b>	<u>0.4740</u>
GPT-3.5-turbo*	<u>0.5667</u>	<b>0.4242</b>	<u>0.6503</u>	<u>0.5187</u>	<u>0.5074</u>	<b>0.3737</b>	<u>0.6339</u>	<b>0.4853</b>

by InternLM-Chat-7B. It is noteworthy that the accuracy of all models is below 50%, highlighting that CodeApex Benchmark is challenging in the programming comprehension task.

**Bilingual Accuracy Comparison.** The Chinese version scored higher than the English version. There are two main reasons: (1) The source question descriptions are obtained from final exams in Chinese universities, and thus the exam questions are initially presented in Chinese. Even after translating them into English version, they still contain some language habits specific to Chinese speakers. As a result, when inputting these English questions with biases into the LLM, some noise might be introduced into the model’s encoding results. (2) Most evaluated models are primarily trained on Chinese data, which leads to a poor understanding of English. In Table 2 and 3, LLM

Table 4: Performance on AC@1, AC@all, and AC Rate metrics of code generation task in Chinese version. The best performance of each LLM is in bold, and the second-best performance is underlined.

Model	Code Generation (Chinese)					
	Function-only			Function-with-Context		
	AC@1	AC@all	AC Rate	AC@1	AC@all	AC Rate
ChatGLM-6B	0.2143	0.0924	0.1371	0.1576	0.0693	0.1063
ChatGLM2-6B	0.2143	0.1197	0.1560	0.1996	0.0777	0.1274
MOSS-16B*	0.2374	0.1492	0.1879	0.2458	0.1282	0.1770
Chinese-Alpaca-plus-13B	0.2773	0.1387	0.1867	0.2710	0.1366	0.1886
BELLE-7B-1M	0.1639	0.0588	0.0954	0.1513	0.0651	0.0941
BELLE-LLaMA-13B-2M	0.1912	0.0903	0.1283	0.1996	0.0840	0.1274
InternLM-Chat-7B	0.1450	0.0735	0.1039	0.1513	0.0924	0.1128
Baichuan-Chat-13B	0.3130	0.1786	0.2303	0.1723	0.0987	0.1263
WizardCoder-15B	<u>0.4496</u>	<u>0.2773</u>	<u>0.3468</u>	<u>0.4328</u>	<u>0.2668</u>	<u>0.3329</u>
StarCoder	0.2227	0.1366	0.1679	0.1870	0.0924	0.1340
Vicuna-13B	0.2689	0.1261	0.1790	0.3046	0.1492	0.2045
GPT3.5-turbo	<b>0.6429</b>	<b>0.4265</b>	<b>0.5240</b>	<b>0.6660</b>	<b>0.4853</b>	<b>0.5644</b>

trained primarily on English corpus, such as codeT5 and GPT3.5-turbo, tend to have approximate performance on Chinese and English versions.

**Accuracy Comparison on Different Question Categories.** Among the three question categories, approximately half of the models performed best in conceptual comprehension, indicating that they are likely to incorporate knowledge of programming concepts during training. Most models scored higher in commonsense reasoning compared to multi-hop reasoning, suggesting that the capability of LLMs significantly decreases with an increase in the number of reasoning steps.

**Effects of Chain-of-Thought Prompting.** The accuracy results of the CoT setting are depicted in Table 3. Compared to Table 2, most of the models achieve approximate or lower accuracy than the answer-only setting. The reasons for this observation are two folds: (1) Models we evaluate do not reach model sizes that have the emergent ability of CoT. According to Wei et al. (2022), the emergence of CoT requires LLM to have at least 60B parameters. When the parameter number is not enough, the CoT setting might introduce additional noise, and the generated response of LLM would be unstable. That’s why GPT3.5-turbo, which has reached the emergence point, achieves higher accuracy in the CoT setting. (2) When answering conceptual understanding and commonsense reasoning questions, we do not require multi-step reasoning. Thus the CoT ability of LLM does not provide assistance for these categories of questions. However, for multi-hop reasoning questions, there is a noticeable improvement in accuracy in the CoT scenario for some models (such as ChatGLM2, educhat, and GPT3.5-turbo). Since CodeT5 fails to generate a response with chain-of-thought, we exclude it in the CoT setting.

### 4.3 Code Generation Results

Code generation task results of all the models are shown in Table 4 and Table 5. Two prompt strategies (function-only and function-with-context) are employed for each language version. The evaluation metrics include AC@1, AC@all, and AC Rate. GPT3.5-turbo outperforms the other 11 LLMs, with an average score exceeding 50%. WizardCoder and StarCoder ranked second and third, highlighting the significant improvement in code generation capability through code-based fine-tuning. There is no noticeable performance difference between the Chinese and English versions.

**Compilable Code Analysis.** Table 6 shows the proportion of compilable code in each scenario. After concatenating the generated function and the main function, the code that could be compiled can

Table 5: Performance on AC@1, AC@all, and AC Rate metrics of code generation task in English version. The best performance of each LLM is in bold, and the second-best performance is underlined.

Model	Code Generation (English)					
	Function-only			Function-with-Context		
	AC@1	AC@all	AC Rate	AC@1	AC@all	AC Rate
ChatGLM-6B	0.2080	0.0693	0.1203	0.1828	0.0672	0.1031
ChatGLM2-6B	0.1891	0.0819	0.1243	0.1029	0.0462	0.0668
MOSS-16B*	0.2626	0.1513	0.2002	0.1534	0.0882	0.1178
Chinese-Alpaca-plus-13B	0.2878	0.1345	0.1963	0.2542	0.1092	0.1682
BELLE-7B-1M	0.2038	0.0651	0.1161	0.1618	0.0525	0.0863
BELLE-LLaMA-13B-2M	0.1870	0.0777	0.1197	0.2227	0.0861	0.1434
InternLM-Chat-7B	0.0945	0.0525	0.0707	0.3025	0.1597	0.2126
Baichuan-Chat-13B	0.3298	0.1618	0.2310	0.3319	0.1681	0.2273
WizardCoder-15B	<u>0.4244</u>	<u>0.2500</u>	<u>0.3248</u>	<u>0.4391</u>	<u>0.2752</u>	<u>0.3444</u>
StarCoder	0.3382	0.1891	0.2494	0.2794	0.1723	0.2116
Vicuna-13B	0.1870	0.0861	0.1236	0.2983	0.1218	0.1861
GPT3.5-turbo	<b>0.6134</b>	<b>0.4286</b>	<b>0.5105</b>	<b>0.6597</b>	<b>0.4832</b>	<b>0.5606</b>

Table 6: Compilable code proportion on each setting. All models except MOSS-16B\* use the completion pattern to generate code.

Model	Compilable Code Proportion			
	ZH		EN	
	Function-only	Function-with-Context	Function-only	Function-with-Context
ChatGLM-6B	0.5693	0.5231	0.6429	0.5336
ChatGLM2-6B	0.5105	0.5399	0.5399	0.4034
MOSS-16B*	0.5231	0.5147	0.6092	0.3739
Chinese-Alpaca-plus-13B	0.7164	0.6744	0.7017	0.6723
BELLE-7B-1M	0.4244	0.4244	0.5273	0.4307
BELLE-LLaMA-13B-2M	0.5105	0.4601	0.4580	0.5357
InternLM-Chat-7B	0.3466	0.4265	0.2017	0.7626
Baichuan-Chat-13B	0.6218	0.3908	0.7605	0.7437
WizardCoder-15B	<u>0.8529</u>	<u>0.8634</u>	<u>0.8361</u>	<u>0.7899</u>
StarCoder	0.4685	0.4853	0.6765	0.5945
Vicuna-13B	0.7122	0.7983	0.4496	0.7815
GPT3.5-turbo	<b>0.9118</b>	<b>0.8950</b>	<b>0.8929</b>	<b>0.8929</b>

be checked by testcases. The majority of models are capable of generating over 50% of compilable code, which demonstrates the ability of LLM to adhere to the function prototype. Generally, providing contextual information about the function can assist LLMs in generating compilable code.

## 5 Related Work

### 5.1 Code-capable Models

The implementation of programming comprehension heavily relies on the alignment of code space and natural language space through encoding. Graph2Code (Yao et al., 2020) employs graph neural networks to convert source code into a graph structure, capturing structural information within the code and thereby enhancing the accuracy of programming comprehension. Code2Vec (Alon et al., 2018) represents the Abstract Syntax Tree (AST) as token sequences along paths, enabling

code transformation into fixed-length vector representations. The introduction of the Transformer architecture (Vaswani et al., 2017) has provided novel approaches for code comprehension tasks. One prominent model in this regard is CodeT5 (Wang et al., 2021), an extension of the Text-to-Text Transfer Transformer (T5) (Raffel et al., 2020) specifically designed for natural language processing tasks on source code. CodeBERT (Huang et al., 2020) maps both natural language and code into a shared vector space and leverages attention mechanisms to capture semantic relationships between them. Furthermore, there are models (Mou et al., 2016; Xu et al., 2019) that focus on specific programming tasks such as code comment generation and API documentation generation within the source code context.

The task of code generation has garnered significant attention after the emergence of large-scale language models such as GPT and BERT. These language models are pre-trained on massive text datasets, enabling them to learn rich language representations. One common approach to code generation is fine-tuning existing large-scale language models. In this method, a pre-trained language model is used as the initial model and further trained on specific code generation datasets. Through self-supervised learning, CodeBERT (Huang et al., 2020), CodeT (Chen et al., 2022) learns code representations from large-scale code repositories and is capable of generating high-quality code snippets. Another prevalent approach is prompt engineering, which involves designing suitable prompts or guiding statements to direct the model in completing specific code generation tasks. By providing insightful inputs, models can generate more accurate and expected code outputs. CodeGen (Nijkamp et al., 2022) converts natural language questions into code generation tasks and improves generation effectiveness through appropriate prompt engineering techniques. DocPrompting (Zhou et al., 2022) leverages keyword retrieval to integrate information from code repositories into prompt phrases, guiding the LLMs to enhance the performance of LLMs in code generation tasks.

## 5.2 Programming Evaluation

Currently, there are several benchmark datasets available for code-related tasks. In the earlier days, FlashFill++ (Cambronero et al., 2023) provides a benchmark dataset for inferring string transformation programs from input-output examples. CodeSearchNet (Husain et al., 2020) serves code search tasks by offering a vast collection of code snippets for code retrieval and documentation generation. With the development of deep learning, NLP tasks have become more diverse. Benchmark datasets have started combining code-related tasks with natural language. CodeXGLUE (Huang et al., 2021) is a benchmark that encompasses natural language understanding of code, covering various tasks such as code summarization, code translation, code completion, and more. APPS (Hendrycks et al., 2021) is a benchmark designed to evaluate program synthesis systems, with a focus on probabilistic programs and their ability to generalize to new tasks. With the emergence of LLMs, Chen et al. (2021) proposed the HumanEval benchmark, specifically designed to assess the quality of generated code.

Another method to evaluate the ability of LLMs is to let them try to select the correct answer from the options. Multi-choice RACE transforms the original reading comprehension dataset RACE (Lai et al., 2017) into a set of questions with answer choices, facilitating the evaluation of the model’s score. AI2 Reasoning Challenge (ARC) (Clark et al., 2018) serves as a benchmark to measure how well language models can reason and draw conclusions within the domain of science. C-Eval (Huang et al., 2023) provides multiple-choice questions from multiple subjects, enabling us to evaluate the competency of LLMs in different academic domains. CodeApex employs multiple choice question formats to evaluate LLM’s programming comprehension ability.

## 6 Conclusion

We present CodeApex, a bilingual benchmark focusing on the programming capabilities of LLMs. We evaluate the models’ programming comprehension by assessing their accuracy in three categories of multiple-choice questions. Additionally, we evaluate models’ code generation capabilities by testing the accept rate of test cases. For both tasks, we carefully design prompt strategies and compare them across different scenarios. We organize experiments on 14 LLMs, including general-purpose LLMs and specialized models based on code fine-tuning. Currently, GPT achieves top-tier performance in programming abilities, but there is still significant room for improvement. Furthermore, specialized LLMs demonstrate competitiveness and show their potential for further enhancement.

In the future, we will publish more test datasets for other code-related capabilities, such as code correction. We will also incorporate human performance into the leaderboard, comparing the coding abilities of the CodeApex with human-level performance. Furthermore, the test set within CodeApex will undergo continuous updates, encompassing an expanded range of question types and additional programming languages. We hope that CodeApex could provide a reference for later study on LLMs' programming capabilities, fostering their development and prosperity together.

## Acknowledgment

We would like to thank Qinxiong Cao and Pengfei Liu for helpful discussions. We also thank Shanghai Boyu Education Technology Co., Ltd for granting us data authorization and providing valuable support in establishing the testing framework. The work is partially supported by National Natural Science Foundation of China (62177033).

## References

- Accessed: 2021. Mustache: Logic-less templates. <https://mustache.github.io>.
- Daniel K Adiwardana, Minh-Thang Lu, Robert Fergus, David Chen, et al. 2020. Meena: Open-domain conversational agent. *arXiv preprint arXiv:2001.09977* (2020).
- Uri Alon, Meital Zilberstein, and Omer Levy. 2018. Code2Vec: Learning Distributed Representations of Code. *arXiv preprint arXiv:1803.09473* (2018).
- B. Inc. Baichuan. 2023. Baichuan 7b & 13b. <https://github.com/baichuan-inc>.
- Mohammad Ehsan Basiri, Shahla Nemati, Moloud Abdar, Erik Cambria, and U Rajendra Acharya. 2021. ABCDM: An attention-based bidirectional CNN-RNN deep model for sentiment analysis. *Future Generation Computer Systems* 115 (2021), 279–294.
- José Cambronero, Sumit Gulwani, Vu Le, Daniel Perelman, Arjun Radhakrishna, Clint Simon, and Ashish Tiwari. 2023. FlashFill++: Scaling Programming by Example by Cutting to the Chase. *Proc. ACM Program. Lang.* 7, POPL, Article 33 (jan 2023), 30 pages. <https://doi.org/10.1145/3571226>
- Bei Chen, Fengji Zhang, Anh Nguyen, Daoguang Zan, Zeqi Lin, Jian-Guang Lou, and Weizhu Chen. 2022. Codet: Code generation with generated tests. *arXiv preprint arXiv:2207.10397* (2022).
- Mark Chen, Jerry Tworek, Heewoo Jun, Qiming Yuan, Henrique Ponde de Oliveira Pinto, Jared Kaplan, Harri Edwards, Yuri Burda, Nicholas Joseph, Greg Brockman, Alex Ray, Raul Puri, Gretchen Krueger, Michael Petrov, Heidy Khlaaf, Girish Sastry, Pamela Mishkin, Brooke Chan, Scott Gray, Nick Ryder, Mikhail Pavlov, Alethea Power, Lukasz Kaiser, Mohammad Bavarian, Clemens Winter, Philippe Tillet, Felipe Petroski Such, Dave Cummings, Matthias Plappert, Fotios Chantzis, Elizabeth Barnes, Ariel Herbert-Voss, William Hebgen Guss, Alex Nichol, Alex Paino, Nikolas Tezak, Jie Tang, Igor Babuschkin, Suchir Balaji, Shantanu Jain, William Saunders, Christopher Hesse, Andrew N. Carr, Jan Leike, Josh Achiam, Vedant Misra, Evan Morikawa, Alec Radford, Matthew Knight, Miles Brundage, Mira Murati, Katie Mayer, Peter Welinder, Bob McGrew, Dario Amodei, Sam McCandlish, Ilya Sutskever, and Wojciech Zaremba. 2021. Evaluating Large Language Models Trained on Code. *arXiv:2107.03374* [cs.LG]
- Peter Clark, Isaac Cowhey, Oren Etzioni, Tushar Khot, Ashish Sabharwal, Carissa Schoenick, and Oyvind Tafjord. 2018. Think you have Solved Question Answering? Try ARC, the AI2 Reasoning Challenge. *arXiv:1803.05457* [cs.AI]
- James R Cordy, Fong Kam, and Nicolas Roy. 2006. The TXL source transformation language. In *Software Engineering (ICSE)*. IEEE, 297–298.
- Yiming Cui, Ziqing Yang, and Xin Yao. 2023. Efficient and Effective Text Encoding for Chinese LLaMA and Alpaca. *arXiv preprint arXiv:2304.08177* (2023). <https://arxiv.org/abs/2304.08177>

- Yuhao Dan, Zhikai Lei, Yiyang Gu, Yong Li, Jianghao Yin, Jiaju Lin, Linhao Ye, Zhiyan Tiea, Yougen Zhou, Yilei Wang, Aimin Zhou, Ze Zhou and Qin Chen, Jie Zhou, Liang He, and Xipeng Qiu. 2023. EduChat: A Large-Scale Language Model-based Chatbot System for Intelligent Education. *arXiv preprint arXiv:2308.02773* (2023).
- Ling Feng, Fuxuan Guo, Rui Tang, Mingxuan Duan, Xiaohan Xu, Huajie Zhang, Yi Sun, Wei Liu, and Jingjing Wang. 2020. CodeBERT: A Pretrained Model for Programming and Natural Languages. In *Conference on Empirical Methods in Natural Language Processing (EMNLP)*.
- Deepayan Ghosal, Koustav Ghosh, Abir Chakraborty, Asif Ekbal, and Pushpak Bhattacharyya. 2020. SAIL: A Situated Artificial Intelligence Language Model for Sentiment Analysis in Literary Texts. In *Proceedings of the 58th Annual Meeting of the Association for Computational Linguistics: System Demonstrations*. 97–104.
- Dan Hendrycks, Steven Basart, Saurav Kadavath, Mantas Mazeika, Akul Arora, Ethan Guo, Collin Burns, Samir Puranik, Horace He, Dawn Song, et al. 2021. Measuring coding challenge competence with apps. *arXiv preprint arXiv:2105.09938* (2021).
- Linqing Huang, Pengcheng Yin, Wenpeng Guo, Xiaoya Zhang, Mo Yu, and Yinxuan Wang. 2020. CodeBERT: A Pretrained Model for Programming and Natural Languages. In *Proceedings of the 58th Annual Meeting of the Association for Computational Linguistics (ACL)*.
- Rui Huang, Xiaoya Zhang, and Furu Wei. Accessed: 2021. CodeXGLUE. <https://github.com/microsoft/CodeXGLUE>.
- Yuzhen Huang, Yuzhuo Bai, Zhihao Zhu, Junlei Zhang, Jinghan Zhang, Tangjun Su, Junteng Liu, Chuancheng Lv, Yikai Zhang, Jiayi Lei, Yao Fu, Maosong Sun, and Junxian He. 2023. C-Eval: A Multi-Level Multi-Discipline Chinese Evaluation Suite for Foundation Models. *arXiv preprint arXiv:2305.08322* (2023).
- Hamel Husain, Ho-Hsiang Wu, Tiferet Gazit, Miltiadis Allamanis, and Marc Brockschmidt. 2020. CodeSearchNet Challenge: Evaluating the State of Semantic Code Search. *arXiv:1909.09436 [cs.LG]*
- Yunjie Ji, Yong Deng, Yan Gong, Yiping Peng, Qiang Niu, Baochang Ma, and Xiangang Li. 2023a. BELLE: Be Everyone’s Large Language model Engine. <https://github.com/LianjiaTech/BELLE>.
- Yunjie Ji, Yong Deng, Yan Gong, Yiping Peng, Qiang Niu, Lei Zhang, Baochang Ma, and Xiangang Li. 2023b. Exploring the Impact of Instruction Data Scaling on Large Language Models: An Empirical Study on Real-World Use Cases. *arXiv preprint arXiv:2303.14742* (2023).
- Guokun Lai, Qizhe Xie, Hanxiao Liu, Yiming Yang, and Eduard Hovy. 2017. RACE: Large-scale ReAding Comprehension Dataset From Examinations. *arXiv:1704.04683 [cs.CL]*
- Chris Lattner and Vikram Adve. 2004. LLVM: A Compilation Framework for Lifelong Program Analysis & Transformation. In *International Symposium on Code Generation and Optimization (CGO)*.
- Raymond Li, Loubna Ben Allal, Yangtian Zi, Niklas Muennighoff, Denis Kocetkov, Chenghao Mou, Marc Marone, Christopher Akiki, Jia Li, Jenny Chim, Qian Liu, Evgenii Zheltonozhskii, Terry Yue Zhuo, Thomas Wang, Olivier Dehaene, Mishig Davaadorj, Joel Lamy-Poirier, João Monteiro, Oleh Shliazhko, Nicolas Gontier, Nicholas Meade, Armel Zebaze, Ming-Ho Yee, Logesh Kumar Umapathi, Jian Zhu, Benjamin Lipkin, Muhtasham Oblokulov, Zhiruo Wang, Rudra Murthy, Jason Stillerman, Siva Sankalp Patel, Dmitry Abulkhanov, Marco Zocca, Manan Dey, Zhihan Zhang, Nour Fahmy, Urvashi Bhattacharyya, Wenhao Yu, Swayam Singh, Sasha Luccioni, Paulo Villegas, Maxim Kunakov, Fedor Zhdanov, Manuel Romero, Tony Lee, Nadav Timor, Jennifer Ding, Claire Schlesinger, Hailey Schoelkopf, Jan Ebert, Tri Dao, Mayank Mishra, Alex Gu, Jennifer Robinson, Carolyn Jane Anderson, Brendan Dolan-Gavitt, Danish Contractor, Siva Reddy, Daniel Fried, Dzmitry Bahdanau, Yacine Jernite, Carlos Muñoz Ferrandis, Sean Hughes, Thomas Wolf, Arjun Guha, Leandro von Werra, and Harm de Vries. 2023. StarCoder: may the source be with you! *arXiv:2305.06161 [cs.CL]*

- Xiao Liu, Kaixuan Ji, Yicheng Fu, Weng Tam, Zhengxiao Du, Zhilin Yang, and Jie Tang. 2022. P-tuning: Prompt tuning can be comparable to fine-tuning across scales and tasks. In *Proceedings of the 60th Annual Meeting of the Association for Computational Linguistics (Volume 2: Short Papers)*. 61–68.
- Yang Liu and Mirella Lapata. 2019. Fine-tune BERT for extractive summarization. In *Association for Computational Linguistics (ACL)*.
- Ziyang Luo, Can Xu, Pu Zhao, Qingfeng Sun, Xiubo Geng, Wenxiang Hu, Chongyang Tao, Jing Ma, Qingwei Lin, and Daxin Jiang. 2023. WizardCoder: Empowering Code Large Language Models with Evol-Instruct.
- Lili Mou, Rui Men, Ge Li, Yan Xu, Lu Zhang, and Zhi Jin. 2016. Convolutional Neural Networks over Tree Structures for Programming Language Processing. In *Proceedings of the Thirtieth AAAI Conference on Artificial Intelligence (AAAI)*.
- Erik Nijkamp, Bo Pang, Hiroaki Hayashi, Lifu Tu, Huan Wang, Yingbo Zhou, Silvio Savarese, and Caiming Xiong. 2022. Codegen: An open large language model for code with multi-turn program synthesis. *arXiv preprint arXiv:2203.13474* (2022).
- Terence John Parr. 1995. Adding AST construction to your language in 15 minutes using ANTLR. In *ACM SIGPLAN Notices*, Vol. 30. ACM, 132–139.
- Colin Raffel, Noam Shazeer, Adam Roberts, Katherine Lee, Sharan Narang, Michael Matena, Yanqi Zhou, Wei Li, and Peter J. Liu. 2020. Exploring the Limits of Transfer Learning with a Unified Text-to-Text Transformer. *Journal of Machine Learning Research (JMLR)* 21, 140 (2020), 1–67.
- Armin Ronacher. 2010. Jinja: Modern templating engine for Python. In *Python Web Development with Django*. 85–88.
- Tianxiang Sun, Xiaotian Zhang, Zhengfu He, Peng Li, Qinyuan Cheng, Hang Yan, Xiangyang Liu, Yunfan Shao, Qiong Tang, Xingjian Zhao, Ke Chen, Yining Zheng, Zhejian Zhou, Ruixiao Li, Jun Zhan, Yunhua Zhou, Linyang Li, Xiaogui Yang, Lingling Wu, Zhangyue Yin, Xuanjing Huang, and Xipeng Qiu. 2023. MOSS: Training Conversational Language Models from Synthetic Data. (2023).
- InternLM Team. 2023. InternLM: A Multilingual Language Model with Progressively Enhanced Capabilities. <https://github.com/InternLM/InternLM>.
- Ashish Vaswani, Noam Shazeer, Niki Parmar, Jakob Uszkoreit, Llion Jones, Aidan N. Gomez, Lukasz Kaiser, and Illia Polosukhin. 2017. Attention is all you need. In *Advances in Neural Information Processing Systems (NeurIPS)*.
- Eelco Visser. 1998. Stratego: A language for program transformation based on rewriting strategies. In *Algebraic Methodology and Software Technology (AMAST)*. Springer, 357–361.
- Yue Wang, Weishi Wang, Shafiq Joty, and Steven C. H. Hoi. 2021. CodeT5: Identifier-aware Unified Pre-trained Encoder-Decoder Models for Code Understanding and Generation. *arXiv:2109.00859 [cs.CL]*
- Jason Wei, Yi Tay, Rishi Bommasani, Colin Raffel, Barret Zoph, Sebastian Borgeaud, Dani Yogatama, Maarten Bosma, Denny Zhou, Donald Metzler, et al. 2022. Emergent abilities of large language models. *arXiv preprint arXiv:2206.07682* (2022).
- Kui Xu, Lei Wu, Zhiguang Wang, Fei Tian, Tong Liu, and Compling Pu. 2019. AttentionXML: Label Tree-based Attention-Aware Deep Model for High-Performance Extreme Multi-label Text Classification. In *Proceedings of the 25th ACM SIGKDD International Conference on Knowledge Discovery & Data Mining (KDD)*.
- Pengcheng Yao, Yiding Mao, Zijun Luo, Xiwei Li, and Ling Qin. 2020. Graph2Code: Generating Code Snippets from Graphical User Interfaces Using Graph Neural Networks. In *Proceedings of the 28th ACM International Conference on Multimedia (MM)*.



- Pengcheng Yin, Bowen Deng, Edgar Chen, Bogdan Vasilescu, and Graham Neubig. 2018. A dataset of natural language comments for automatic code generation. In *Conference on Empirical Methods in Natural Language Processing (EMNLP)*. 1353–1364.
- Jingqing Zhang, Yaoqing Yang, Chris Tar, and Jason Baldridge. 2020. PEGASUS: Pre-training with extracted gap-sentences for abstractive summarization. *arXiv preprint arXiv:1912.08777* (2020).
- Yizhe Zhang, Eric Sun, Zhiyuan Liu, Xin Li, Minlie Deng, and Yang Ji. 2019. DialoGPT: Large-scale generative pre-training for conversational response generation. *arXiv preprint arXiv:1911.00536* (2019).
- Lianmin Zheng, Wei-Lin Chiang, Ying Sheng, Siyuan Zhuang, Zhanghao Wu, Yonghao Zhuang, Zi Lin, Zhuohan Li, Dacheng Li, Eric. P Xing, Hao Zhang, Joseph E. Gonzalez, and Ion Stoica. 2023a. Judging LLM-as-a-judge with MT-Bench and Chatbot Arena. *arXiv:2306.05685 [cs.CL]*
- Qinkai Zheng, Xiao Xia, Xu Zou, Yuxiao Dong, Shan Wang, Yufei Xue, Zihan Wang, Lei Shen, Andi Wang, Yang Li, Teng Su, Zhilin Yang, and Jie Tang. 2023b. CodeGeeX: A Pre-Trained Model for Code Generation with Multilingual Evaluations on HumanEval-X. *arXiv:2303.17568 [cs.LG]*
- Shuyan Zhou, Uri Alon, Frank F Xu, Zhengbao Jiang, and Graham Neubig. 2022. Docprompting: Generating code by retrieving the docs. In *The Eleventh International Conference on Learning Representations*.

## A Breakdown of Model Performance

Tables 7, 8, 9, and 10 present the breakdown of each model’s Programming Comprehension performance in the 5-shot, 2-shot, and 0-shot scenarios.

Table 7: 5-shot, 2-shot, and 0-shot accuracy results of Chinese version Programming Comprehension Task in the answer-only setting. C.U., C.R, and M.H.R indicate conceptual understanding, common-sense reasoning, and multi-hop reasoning questions, respectively. The best performance of each LLM is in bold, and the second-best performance is underlined. \* represents chat-bot mode of the LLM. - indicates that the model does not have the ability to complete the test in that setting.

Model	Programming Comprehension (Answer-only)-ZH											
	C.U.			C.R.			M.H.R.			Total		
	5-shot	2-shot	0-shot	5-shot	2-shot	0-shot	5-shot	2-shot	0-shot	5-shot	2-shot	0-shot
ChatGLM-6B	0.32	0.30	0.32	0.16	0.12	0.26	0.30	0.26	0.31	0.25	0.22	0.30
ChatGLM-6B*	0.31	0.33	0.31	0.27	0.25	0.16	0.25	0.31	0.23	0.28	0.30	0.23
ChatGLM2-6B	0.32	0.33	0.37	0.25	0.27	0.21	0.30	0.28	0.34	0.29	0.30	0.30
ChatGLM2-6B*	0.34	0.31	0.32	0.26	0.26	0.19	0.31	0.31	0.23	0.30	0.29	0.25
MOSS-16B*	0.31	0.30	0.28	0.24	0.28	<b>0.34</b>	0.33	0.25	0.32	0.29	0.28	0.31
Chinese-Alpaca-7B	0.21	0.26	0.35	0.27	0.29	0.25	0.18	0.27	0.26	0.23	0.27	0.29
Chinese-Alpaca-7B*	0.24	0.24	0.30	0.29	0.29	0.27	0.21	0.15	0.28	0.25	0.24	0.28
Chinese-Alpaca-plus-7B	0.21	0.19	0.23	0.30	<u>0.34</u>	0.30	0.14	0.16	0.26	0.23	0.24	0.27
Chinese-Alpaca-plus-7B*	0.33	0.20	0.28	0.29	0.30	0.16	0.21	0.25	0.25	0.29	0.25	0.22
Chinese-Alpaca-13B	0.24	0.21	0.26	0.23	0.20	0.29	0.15	0.20	0.26	0.22	0.20	0.27
Chinese-Alpaca-13B*	0.23	0.27	0.27	0.23	0.29	0.24	0.21	0.20	0.18	0.23	0.26	0.24
Chinese-Alpaca-plus-13B	0.27	0.24	0.24	0.34	0.28	0.20	0.21	0.20	0.19	0.28	0.25	0.21
Chinese-Alpaca-plus-13B*	0.27	0.23	0.27	0.27	0.30	0.28	0.13	0.20	0.20	0.23	0.25	0.26
BELLE-7B-1M	0.27	0.26	0.33	0.32	0.25	0.28	0.28	0.25	0.26	0.29	0.25	0.29
BELLE-7B-1M*	0.35	0.31	0.26	0.31	0.29	0.26	0.21	0.21	0.25	0.30	0.28	0.26
BELLE-7B-2M	0.20	0.22	0.24	0.32	<u>0.34</u>	0.26	0.28	0.26	0.19	0.27	0.28	0.24
BELLE-7B-2M*	0.20	0.21	0.20	0.32	0.30	0.25	0.18	0.15	0.28	0.24	0.23	0.24
BELLE-LLaMA-7B-0.6M	0.29	0.24	0.14	0.33	<u>0.34</u>	0.27	0.28	0.32	0.21	0.31	0.30	0.21
BELLE-LLaMA-7B-0.6M*	0.28	0.28	0.28	0.30	0.31	0.31	0.30	0.31	0.28	0.29	0.30	0.29
BELLE-LLaMA-7B-2M	0.17	0.22	0.20	0.30	0.29	0.28	0.16	0.17	0.20	0.22	0.24	0.23
BELLE-LLaMA-7B-2M*	0.19	0.28	0.23	0.21	0.30	0.31	0.09	0.26	0.20	0.17	0.28	0.25
BELLE-LLaMA-13B-2M	0.19	0.21	0.29	0.31	0.31	<u>0.33</u>	0.18	0.19	0.20	0.24	0.25	0.28
BELLE-LLaMA-13B-2M*	0.34	0.24	0.19	0.27	0.29	0.27	0.22	0.21	0.21	0.28	0.25	0.23
InternLM-Chat-7B	0.46	0.42	0.44	0.22	0.27	<b>0.34</b>	<u>0.34</u>	0.33	0.31	0.34	0.34	0.37
Baichuan-7B	0.34	0.24	0.34	0.26	0.24	<b>0.34</b>	0.26	0.25	0.24	0.29	0.25	0.31
EduChat-base-002-7B*	0.19	0.23	0.18	0.31	0.22	0.14	0.23	0.20	0.16	0.25	0.22	0.16
EduChat-base-002-13B*	0.28	0.25	0.17	0.35	<u>0.34</u>	0.03	0.25	0.22	0.13	0.30	0.28	0.10
EduChat-sft-002-7B*	0.22	0.24	0.17	0.19	0.24	0.15	0.25	0.30	0.27	0.21	0.26	0.19
CodeT5-plus-16B	0.16	0.17	0.26	0.28	0.29	0.30	0.32	0.26	0.21	0.25	0.24	0.26
CodeT5-plus-16B*	0.28	0.18	-	<b>0.37</b>	0.26	-	0.27	0.23	-	0.32	0.22	-
CodeT5-plus-6B	0.20	0.19	0.23	0.35	<b>0.35</b>	0.19	0.24	0.23	0.18	0.27	0.26	0.20
CodeT5-plus-6B*	0.23	0.21	-	0.28	0.23	-	0.26	0.18	-	0.26	0.21	-
GPT-3.5-turbo	<u>0.58</u>	<u>0.56</u>	<b>0.61</b>	0.30	0.31	<u>0.33</u>	<b>0.61</b>	<u>0.59</u>	<b>0.57</b>	<u>0.47</u>	<u>0.47</u>	<b>0.49</b>
GPT-3.5-turbo*	<b>0.60</b>	<b>0.57</b>	<u>0.57</u>	<u>0.36</u>	<b>0.35</b>	0.27	<b>0.61</b>	<b>0.64</b>	<u>0.54</u>	<b>0.51</b>	<b>0.50</b>	<u>0.44</u>

Table 8: 5-shot, 2-shot, and 0-shot accuracy results of Chinese version Programming Comprehension Task in CoT setting. C.U., C.R, and M.H.R indicate conceptual understanding, commonsense reasoning, and multi-hop reasoning questions, respectively. The best performance of each LLM is in bold, and the second-best performance is underlined. \* represents chat-bot mode of the LLM. - indicates that the model does not have the ability to complete the test in that setting.

Model	Programming Comprehension (Chain-of-Thought)-ZH											
	C.U.			C.R.			M.H.R.			Total		
	5-shot	2-shot	0-shot	5-shot	2-shot	0-shot	5-shot	2-shot	0-shot	5-shot	2-shot	0-shot
ChatGLM-6B	0.31	0.27	0.22	0.21	0.16	0.18	0.38	0.26	0.23	0.29	0.22	0.21
ChatGLM-6B*	0.33	0.26	0.27	0.20	0.22	0.17	0.18	0.28	0.28	0.24	0.25	0.23
ChatGLM2-6B	0.48	0.36	0.30	0.23	0.25	0.20	0.25	0.31	0.28	0.32	0.30	0.26
ChatGLM2-6B*	0.41	0.32	0.30	0.24	0.29	0.26	0.38	0.23	0.21	0.34	0.29	0.26
MOSS-16B*	0.09	0.27	0.27	0.09	0.12	0.17	0.23	0.33	0.20	0.12	0.22	0.21
Chinese-Alpaca-7B	0.28	0.29	0.21	0.25	0.30	0.10	0.20	0.18	0.21	0.25	0.27	0.17
Chinese-Alpaca-7B*	0.28	0.24	0.27	0.24	0.32	0.12	0.16	0.20	0.26	0.24	0.26	0.21
Chinese-Alpaca-plus-7B	0.20	0.37	0.23	0.27	0.31	0.20	0.18	0.28	0.18	0.22	0.32	0.21
Chinese-Alpaca-plus-7B*	0.27	0.27	0.22	0.26	0.24	0.24	0.15	0.20	0.23	0.24	0.24	0.23
Chinese-Alpaca-13B	0.29	0.23	0.27	0.29	0.20	0.20	0.18	0.23	0.25	0.26	0.22	0.24
Chinese-Alpaca-13B*	0.28	0.27	0.31	0.27	0.23	0.17	0.23	0.16	0.13	0.26	0.23	0.21
Chinese-Alpaca-plus-13B	0.24	0.26	0.31	0.25	0.29	0.18	0.13	0.21	0.18	0.22	0.26	0.23
Chinese-Alpaca-plus-13B*	0.29	0.24	0.36	0.25	0.24	0.27	0.15	0.23	0.23	0.24	0.24	0.29
BELLE-7B-1M	0.33	0.30	0.26	0.23	0.29	0.19	0.25	0.20	0.18	0.27	0.27	0.21
BELLE-7B-1M*	0.33	0.28	0.18	0.22	0.25	0.10	0.21	0.16	0.15	0.26	0.24	0.14
BELLE-7B-2M	0.20	0.20	0.29	0.24	0.26	0.18	0.23	0.18	0.11	0.22	0.22	0.20
BELLE-7B-2M*	0.26	0.20	0.27	0.23	0.24	0.23	0.15	0.21	0.21	0.22	0.22	0.24
BELLE-LLaMA-7B-0.6M	0.27	0.23	0.23	0.21	0.30	0.28	0.16	0.30	0.18	0.22	0.28	0.24
BELLE-LLaMA-7B-0.6M*	0.28	0.28	0.34	0.20	0.36	0.28	0.21	0.31	0.20	0.23	0.32	0.28
BELLE-LLaMA-7B-2M	0.24	0.19	0.12	0.30	0.19	0.14	0.23	0.21	0.15	0.26	0.20	0.14
BELLE-LLaMA-7B-2M*	0.28	0.28	0.17	0.26	0.30	0.12	0.25	0.25	0.13	0.26	0.28	0.14
BELLE-LLaMA-13B-2M	0.22	0.29	0.20	0.19	0.27	0.19	0.20	0.18	0.16	0.20	0.26	0.19
BELLE-LLaMA-13B-2M*	0.21	0.27	0.17	0.22	0.28	0.15	0.18	0.21	0.11	0.21	0.26	0.15
InternLM-Chat-7B	0.36	0.32	0.34	0.18	0.18	0.14	0.36	0.20	0.23	0.29	0.24	0.24
Baichuan-7B	0.04	0.06	0.07	0.11	0.02	0.04	0.05	0.02	0.07	0.07	0.03	0.06
EduChat-base-002-7B*	0.28	0.27	0.11	0.23	0.22	0.21	0.18	0.26	0.15	0.24	0.25	0.16
EduChat-base-002-13B*	0.30	0.29	0.18	0.23	0.24	0.18	0.18	0.33	0.16	0.24	0.28	0.18
EduChat-sft-002-7B*	0.31	0.24	0.27	0.20	0.21	0.19	0.25	0.23	0.26	0.25	0.23	0.24
CodeT5-plus-16B	-	-	-	-	-	-	-	-	-	-	-	-
CodeT5-plus-16B*	-	-	-	-	-	-	-	-	-	-	-	-
CodeT5-plus-6B	-	-	-	-	-	-	-	-	-	-	-	-
CodeT5-plus-6B*	-	-	-	-	-	-	-	-	-	-	-	-
GPT-3.5-turbo	<b>0.59</b>	<u>0.55</u>	<u>0.50</u>	<u>0.37</u>	<u>0.41</u>	<b>0.35</b>	<b>0.68</b>	<b>0.63</b>	<u>0.52</u>	<b>0.53</b>	<b>0.52</b>	<u>0.45</u>
GPT-3.5-turbo*	<u>0.57</u>	<b>0.56</b>	<b>0.54</b>	<b>0.39</b>	<b>0.42</b>	<u>0.33</u>	<u>0.65</u>	<u>0.57</u>	<b>0.56</b>	<u>0.52</u>	<u>0.51</u>	<b>0.46</b>

Table 9: 5-shot, 2-shot, and 0-shot accuracy results of English version Programming Comprehension Task in the answer-only setting. C.U., C.R, and M.H.R indicate conceptual understanding, common-sense reasoning, and multi-hop reasoning questions, respectively. The best performance of each LLM is in bold, and the second-best performance is underlined. \* represents chat-bot mode of the LLM. - indicates that the model does not have the ability to complete the test in that setting.

Model	Programming Comprehension (Answer-Only)-EN											
	C.U.			C.R.			M.H.R.			Total		
	5-shot	2-shot	0-shot	5-shot	2-shot	0-shot	5-shot	2-shot	0-shot	5-shot	2-shot	0-shot
ChatGLM-6B	0.32	0.34	0.36	0.16	0.21	0.24	0.30	0.31	0.30	0.29	0.28	0.30
ChatGLM-6B*	0.32	0.25	0.39	0.27	0.24	0.23	0.25	0.38	0.30	0.32	0.28	0.23
ChatGLM2-6B	0.34	0.33	0.41	0.25	0.26	0.32	0.30	0.30	0.23	0.29	0.30	0.30
ChatGLM2-6B*	0.36	0.32	0.28	0.26	0.28	0.23	0.31	0.28	0.21	0.30	0.30	0.25
MOSS-16B*	0.26	0.25	0.26	0.24	0.27	<u>0.35</u>	0.33	0.33	0.15	0.28	0.28	0.31
Chinese-Alpaca-7B	0.31	0.30	0.28	0.27	0.26	0.25	0.18	0.21	0.33	0.29	0.26	0.29
Chinese-Alpaca-7B*	0.17	0.26	0.29	0.29	0.29	0.19	0.21	0.16	0.23	0.17	0.25	0.28
Chinese-Alpaca-plus-7B	0.34	0.24	0.28	0.30	0.29	0.28	0.14	0.22	0.33	0.30	0.26	0.27
Chinese-Alpaca-plus-7B*	0.24	0.26	0.21	0.29	0.21	0.20	0.21	0.20	0.23	0.26	0.23	0.22
Chinese-Alpaca-13B	0.26	0.20	0.31	0.23	0.21	0.23	0.15	0.16	0.21	0.23	0.20	0.27
Chinese-Alpaca-13B*	0.10	0.23	0.28	0.23	0.28	0.21	0.21	0.25	0.16	0.10	0.25	0.24
Chinese-Alpaca-plus-13B	0.24	0.21	0.24	0.34	<b>0.36</b>	0.27	0.21	0.26	0.31	0.28	0.28	0.21
Chinese-Alpaca-plus-13B*	0.21	0.27	0.29	0.27	<b>0.36</b>	0.19	0.13	0.25	0.22	0.26	0.30	0.26
BELLE-7B-1M	0.33	0.32	0.33	0.32	0.31	0.26	0.28	0.28	0.23	0.31	0.31	0.29
BELLE-7B-1M*	0.39	0.36	0.33	0.31	0.27	0.28	0.21	0.23	0.24	0.30	0.29	0.26
BELLE-7B-2M	0.26	0.24	0.24	0.32	0.26	0.30	0.28	0.20	0.26	0.26	0.24	0.24
BELLE-7B-2M*	0.23	0.21	0.27	0.32	0.23	0.19	0.18	0.20	0.25	0.23	0.22	0.24
BELLE-LLaMA-7B-0.6M	0.24	0.32	0.29	0.33	0.23	0.27	0.28	0.33	0.20	0.26	0.29	0.21
BELLE-LLaMA-7B-0.6M*	0.27	0.31	0.34	0.30	0.28	0.27	0.30	0.31	0.25	0.29	0.30	0.29
BELLE-LLaMA-7B-2M	0.30	0.28	0.21	0.30	0.27	0.33	0.16	0.14	0.26	0.27	0.24	0.23
BELLE-LLaMA-7B-2M*	0.28	0.26	0.27	0.21	0.32	0.29	0.09	0.26	0.25	0.26	0.28	0.25
BELLE-LLaMA-13B-2M	0.18	0.20	0.22	0.31	0.22	0.25	0.18	0.18	0.21	0.24	0.20	0.28
BELLE-LLaMA-13B-2M*	0.24	0.27	0.26	0.27	0.27	0.23	0.22	0.20	0.15	0.27	0.25	0.23
InternLM-Chat-7B	0.43	0.41	0.44	0.22	0.33	<b>0.36</b>	<u>0.34</u>	0.26	0.31	0.37	<u>0.34</u>	0.37
Baichuan-7B	0.26	0.29	0.27	0.26	0.27	0.31	0.26	0.27	0.30	0.22	0.28	0.31
EduChat-base-002-7B*	0.33	0.24	0.26	0.31	<u>0.34</u>	0.25	0.23	0.31	0.33	0.31	0.30	0.16
EduChat-base-002-13B*	0.37	0.30	0.21	0.35	<b>0.36</b>	0.12	0.25	0.25	0.18	0.33	0.31	0.10
EduChat-sft-002-7B*	0.29	0.26	0.23	0.19	<u>0.34</u>	0.25	0.25	0.25	0.15	0.29	0.29	0.19
CodeT5-plus-16B	0.19	0.20	0.21	0.28	0.30	0.29	0.32	0.24	0.22	0.25	0.25	0.26
CodeT5-plus-16B*	0.20	0.20	-	<b>0.37</b>	0.27	-	0.27	0.28	-	0.24	0.25	-
CodeT5-plus-6B	0.28	0.27	0.24	0.35	0.29	0.19	0.24	0.29	0.16	0.32	0.28	0.20
CodeT5-plus-6B*	0.26	0.27	-	0.28	0.28	-	0.26	0.25	-	0.30	0.27	-
GPT3.5-turbo	<u>0.51</u>	<u>0.51</u>	<u>0.52</u>	0.30	0.30	<u>0.35</u>	<b>0.61</b>	<b>0.55</b>	<u>0.51</u>	<u>0.42</u>	<b>0.44</b>	<b>0.49</b>
GPT3.5-turbo*	<b>0.53</b>	<b>0.52</b>	<b>0.53</b>	<u>0.36</u>	0.32	0.25	<b>0.61</b>	<u>0.50</u>	<b>0.55</b>	<b>0.44</b>	<b>0.44</b>	<u>0.44</u>

Table 10: 5-shot, 2-shot, and 0-shot accuracy results of English version Programming Comprehension Task in CoT setting. C.U., C.R, and M.H.R indicate conceptual understanding, commonsense reasoning, and multi-hop reasoning questions, respectively. The best performance of each LLM is in bold, and the second-best performance is underlined. \* represents chat-bot mode of the LLM. - indicates that the model does not have the ability to complete the test in that setting.

Model	Programming Comprehension(Chain-of-Thought)-EN											
	C.U.			C.R.			M.H.R.			Total		
	5-shot	2-shot	0-shot	5-shot	2-shot	0-shot	5-shot	2-shot	0-shot	5-shot	2-shot	0-shot
ChatGLM-6B	0.31	0.34	0.23	0.16	0.16	0.18	0.25	<u>0.31</u>	0.26	0.24	0.26	0.22
ChatGLM-6B*	0.28	0.29	0.20	0.25	0.17	0.25	0.31	0.28	0.28	0.28	0.24	0.24
ChatGLM2-6B	0.37	0.36	0.33	0.25	0.24	0.15	0.23	0.30	0.21	0.29	0.30	0.23
ChatGLM2-6B*	0.30	0.29	0.40	0.25	0.23	0.25	0.23	0.28	0.21	0.26	0.26	0.30
MOSS-16B*	0.13	0.27	0.26	0.10	0.19	0.20	0.28	0.26	0.18	0.16	0.24	0.22
Chinese-Alpaca-7B	0.23	0.26	0.23	0.33	0.30	0.14	0.13	0.21	0.13	0.25	0.26	0.17
Chinese-Alpaca-7B*	0.23	0.27	0.22	0.30	0.32	0.14	0.11	0.23	0.10	0.23	0.28	0.16
Chinese-Alpaca-plus-7B	0.20	0.27	0.28	0.23	0.30	0.09	0.28	0.30	0.13	0.23	0.29	0.17
Chinese-Alpaca-plus-7B*	0.22	0.26	0.28	0.26	0.18	0.20	0.26	0.21	0.16	0.25	0.22	0.22
Chinese-Alpaca-13B	0.31	0.26	0.26	0.23	0.21	0.14	0.20	0.23	0.20	0.25	0.23	0.20
Chinese-Alpaca-13B*	0.20	0.24	0.22	0.21	0.16	0.19	0.18	0.26	0.21	0.20	0.22	0.21
Chinese-Alpaca-plus-13B	0.24	0.31	0.24	0.22	0.19	0.25	0.30	0.28	0.10	0.25	0.26	0.21
Chinese-Alpaca-plus-13B*	0.30	0.30	0.21	0.22	0.15	0.20	0.25	0.30	0.18	0.26	0.24	0.20
BELLE-7B-1M	0.23	0.17	0.24	0.22	0.16	0.18	0.16	0.08	0.21	0.21	0.14	0.21
BELLE-7B-1M*	0.21	0.19	0.12	0.19	0.20	0.11	0.11	0.15	0.07	0.18	0.18	0.10
BELLE-7B-2M	0.13	0.14	0.26	0.22	0.19	0.20	0.11	0.13	0.13	0.16	0.16	0.20
BELLE-7B-2M*	0.19	0.19	0.14	0.22	0.22	0.08	0.13	0.07	0.07	0.19	0.17	0.10
BELLE-LLaMA-7B-0.6M	0.22	0.20	0.08	0.22	0.23	0.13	0.26	0.18	0.03	0.23	0.21	0.09
BELLE-LLaMA-7B-0.6M*	0.33	0.22	0.20	0.19	0.21	0.24	0.26	0.21	0.25	0.26	0.22	0.23
BELLE-LLaMA-7B-2M	0.22	0.07	0.09	0.21	0.08	0.10	0.10	0.05	0.13	0.19	0.07	0.10
BELLE-LLaMA-7B-2M*	0.21	0.11	0.21	0.20	0.11	0.15	0.13	0.03	0.20	0.19	0.09	0.18
BELLE-LLaMA-13B-2M	0.26	0.21	0.11	0.21	0.22	0.13	0.15	0.13	0.20	0.21	0.20	0.14
BELLE-LLaMA-13B-2M*	0.28	0.21	0.16	0.17	0.10	0.09	0.18	0.11	0.10	0.21	0.14	0.12
InternLM-Chat-7B	0.42	0.32	0.37	0.25	0.20	0.21	0.26	0.25	0.25	0.32	0.26	0.28
Baichuan-7B	0.12	0.10	0.08	0.09	0.11	0.02	0.08	0.02	0.30	0.10	0.08	0.04
EduChat-base-002-7B*	0.24	0.26	0.13	0.19	0.24	0.12	0.26	0.20	0.15	0.23	0.24	0.13
EduChat-base-002-13B*	0.31	0.24	0.12	0.24	0.22	0.12	0.25	0.28	0.13	0.27	0.24	0.12
EduChat-sft-002-7B*	0.29	0.31	0.24	0.22	0.20	0.17	0.26	0.25	0.15	0.26	0.25	0.19
CodeT5-plus-16B	-	-	-	-	-	-	-	-	-	-	-	-
CodeT5-plus-16B*	-	-	-	-	-	-	-	-	-	-	-	-
CodeT5-plus-6B	-	-	-	-	-	-	-	-	-	-	-	-
CodeT5-plus-6B*	-	-	-	-	-	-	-	-	-	-	-	-
GPT3.5-turbo	<u>0.44</u>	<u>0.49</u>	<b>0.53</b>	<u>0.34</u>	<b>0.35</b>	<b>0.37</b>	<b>0.64</b>	<b>0.61</b>	<b>0.57</b>	<u>0.45</u>	<u>0.46</u>	<b>0.47</b>
GPT3.5-turbo*	<b>0.51</b>	<b>0.50</b>	<u>0.47</u>	<b>0.37</b>	<u>0.34</u>	<u>0.33</u>	<u>0.63</u>	<b>0.61</b>	<u>0.50</u>	<b>0.49</b>	<b>0.47</b>	<u>0.42</u>