

# Cooperative Filtering with Range Measurements: A Distributed Constrained Zonotopic Method

Yu Ding<sup>1</sup>, Yirui Cong<sup>1</sup>, Xiangke Wang<sup>1</sup>, and Long Cheng<sup>2,3</sup>

<sup>1</sup> College of Intelligence Science and Technology, National University of Defense Technology, Changsha 410073, China,  
xkwang@nudt.edu.cn,

<sup>2</sup> School of Artificial Intelligence, University of Chinese Academy of Sciences, Beijing 100049, China.

<sup>3</sup> State Key Laboratory for Management and Control of Complex Systems, Institute of Automation, Chinese Academy of Sciences, Beijing 100190, China.

**Abstract.** This article studies the distributed estimation problem of a multi-agent system with bounded absolute and relative range measurements. Parts of the agents are with high-accuracy absolute measurements, which are considered as anchors; the other agents utilize low-accuracy absolute and relative range measurements, each derives an uncertain range that contains its true state in a distributed manner. Different from previous studies, we design a distributed algorithm to handle the range measurements based on extended constrained zonotopes, which has low computational complexity and high precision. With our proposed algorithm, agents can derive their uncertain range sequentially along the chain topology, such that agents with low-accuracy sensors can benefit from the high-accuracy absolute measurements of anchors and improve the estimation performance. Simulation results corroborate the effectiveness of our proposed algorithm and verify our method can significantly improve the estimation accuracy.

**Keywords:** Set-membership estimation, constrained zonotope, absolute and relative measurements.

## 1 Introduction

In this work, we are interested in problems where parts of agents are equipped with high-accuracy absolute measurements, which are considered as anchors, while the other agents need to utilize low-accuracy absolute measurements and relative range measurements to derive an uncertain range that contains the true state of each agent in a distributed manner.

Recently, cooperative localization problems with absolute and relative measurements for multi-agent systems has received considerable research attention [1,2].

- For Luenberger observer methods, in [3], a distributed self-localization algorithm was developed for multi-agent systems by using relative position measurements. The results were extended to study the problem of distributed source localization by using bearing angle measurements in [4]. In [5], distributed consensus filters were developed for a set of targets to utilize velocity and distance relative measurements to estimate the relative positions.
- For stochastic methods, as in [6], distributed Kalman filters have been designed for a multi-agent system with linear relative measurements based on the trace minimization of the covariance matrix. A similar problem has been investigated in [7], with different methods to derive suboptimal filter gains. In [8], nonlinear relative measurements have been considered in the cooperative filtering problem for multi-agent systems, where a recursive quadratic filter has been proposed to compute the exact value of the variance explicitly.

It is worth mentioning that the above-mentioned methods have limitations when facing unknown but bounded noises, which motivates us to focus on the guaranteed method, i.e., the set-membership filter (SMF), to solve the cooperative estimation problem of absolute and relative measurements. To the best of our knowledge, few articles have investigated this problem. In [9], the author proposed the constrained convex generator (CCG) as a generalization of the constrained zonotope, and applied CCG to deal with the relative range measurement, which provides us much inspiration in this article. However, the method proposed in [9] only works with a known beacon, which implies its limitation facing the scene that anchors belong to an uncertain range. In [10], the first step of distributed SMF of taking general relative measurements into account has been taken, the authors provided a framework to derive uncertain range in a distributed manner, which is an important base of our work. It should be pointed out that [10] mainly focused on the general framework analysis, but neglected the design of algorithms. In [11], a distributed constrained zonotopic algorithm was developed based on the distributed framework proposed in [10], but only linear relative measurements were considered.

Thus in this article, we study the set-membership estimation problem of multi-agent systems with absolute and relative range measurements, such that agents with low absolute measurement accuracy sensors can benefit from relative range measurements with the agents with high accuracy absolute measurements.

The main contributions of this paper are summarized as follows:

- We propose an extended constrained zonotopic algorithm to deal with the relative range measurement. The proposed algorithm only utilizes local and neighborhood information, which can be realized in a distributed manner.
- Based on our algorithm, agents with low-accuracy sensors can benefit from the high-accuracy absolute measurements of anchors along the chain topology, such that the estimation precisions can be efficiently improved.

*Notations:* For an uncertain variable  $\mathbf{x}$ , a realization is defined as  $\mathbf{x}(\omega) = x$ . The range of an uncertain variable is described by its range:  $\llbracket \mathbf{x} \rrbracket = \{x(\omega) : \omega \in \Omega\}$ , the conditional range of  $\mathbf{x}$  given  $\mathbf{y} = y$  is  $\llbracket \mathbf{x} | y \rrbracket$  [12]. A directed graph

$\mathcal{G} = (\mathcal{V}, \mathcal{E}, \mathcal{A})$  is used to represent system topology.  $\mathbb{N}_0$  is the set of natural number.  $\mathbb{R}^n$  denotes the  $n$ -dimensional Euclidean space. Given two sets  $S_1$  and  $S_2$  in an Euclidean space, the operation  $\oplus$  stands for the Minkowski sum of  $S_1$  and  $S_2$ , i.e.,  $S_1 \oplus S_2 = \{s_1 + s_2 : s_1 \in S_1, s_2 \in S_2\}$ . The diameter of a set  $S$  is defined by  $d(S) = \sup_{s_1, s_2 \in S} \|s_1 - s_2\|$ .

The rest paper is organized as follows: Section 2 gives the system model and the problem description. Main results are presented in Section 3, with the distributed SMFing framework analyzed in Section 3.1 and constrained zonotopic algorithm designed in Section 3.2. Simulation examples are provided in Section 4 to corroborate our theoretical results. Finally, Section 5 gives the concluding remarks of the paper.

## 2 System Model and Problem Description

Consider a multi-agent system, where each agent is identified by a positive integer  $i \in \{1, 2, \dots, N\}$  and described by the following dynamics equation:

$$x_{i,k+1} = A_i x_{i,k} + B_i u_{i,k} + w_{i,k}, \quad (1)$$

where  $k \in \mathbb{N}_0$ . As a realization of  $\mathbf{x}_{i,k}$ ,  $x_{i,k} \in \llbracket \mathbf{x}_{i,k} \rrbracket \subseteq \mathbb{R}^{n_i}$  denotes the state at time instant  $k$  for agent  $i$ ;  $u_{i,k}$  denotes the input of agent  $i$  at step  $k$ , which is assumed as a known signal in this article.  $w_{i,k} \in \llbracket \mathbf{w}_{i,k} \rrbracket \subseteq \mathbb{R}^{n_i}$  is the process noise.

In this work, we consider two types of measurements, i.e., absolute measurements and relative measurements, which are widely considered in the literature [7,8].

**Absolute measurement:** An absolute measurement refers to agent  $i$  takes an observation on its state directly, with an measurement equation as the following form:

$$y_{i,k} = C_i x_{i,k} + v_{i,k}, \quad (2)$$

where  $y_{i,k} \in \mathbb{R}^{m_i}$  is the measurement at time instant  $k$  for agent  $i$ ;  $C_i \in \mathbb{R}^{n_i \times m_i}$  is the measurement matrix, and the pair  $(C_i, A_i)$  is observable;  $v_{i,k} \in \llbracket \mathbf{v}_{i,k} \rrbracket$  is the measurement noise, with  $d(\llbracket \mathbf{v}_{i,k} \rrbracket) \leq \bar{v}_i$ , and  $d(\cdot)$  returns the diameter of a set.

Note that the absolute measurement is accessible to all the agents, but with different precisions, i.e., parts of agents are equipped with high accuracy absolute sensors. These agents is considered as ‘**anchors**’(or ‘**beacons**’), which is common in cooperative localization studies [13,14]. The other agents, in this article, are called ‘**non-anchors**’ or ‘**original agents**’, which only possess low precision absolute measurements, and need to utilize relative measurements with their neighborhoods to improve estimation accuracy.

**Relative measurements:** Relative measurements are related to agent  $i$  and its neighbors,

$$y_{i,j,k}^r = \|x_{i,k} - x_{j,k}\|_2 + r_{i,j,k}, \quad j \in \mathcal{N}_i, \quad (3)$$

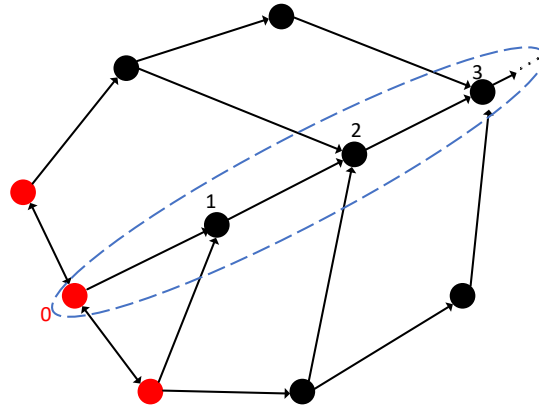
where  $y_{i,j,k}^r \in \mathbb{R}^{p_i}$  is the measurement at time instant  $k$  between agent  $i$  and its in-neighborhood agent  $j$ ;  $g_{i,j} : \mathbb{R}^{n_i} \times \mathbb{R}^{n_j} \rightarrow \mathbb{R}^{p_i}$  is the measurement function, in this article two types of relative measurements are considered, i.e., relative range measurement and relative bearing measurement. where  $\|\cdot\|_2$  is the 2-norm of a vector, which represents the range-based measurements (e.g., UWB measurements).  $r_{i,j,k} \in \llbracket \mathbf{r}_{i,j,k} \rrbracket$  is the range measurement noise, with  $\underline{r}_{i,j,k} \leq r_{i,j,k} \leq \bar{r}_{i,j,k}$ .

In this article, the uncertain variables of noise at each time instant and the initial state of each agent are assumed to be unrelated to guarantee the non-stochastic Hidden Markov Model [15], i.e.,

**Assumption 1** (Unrelated Noises and Initial State).  $\forall k \in \mathbb{N}_0$ ,  $\mathbf{w}_{i,0:k}, \mathbf{v}_{i,0:k}, \mathbf{r}_{i,j,0:k}, \mathbf{x}_{i,0}, \forall i, j = 1, \dots, N$  are unrelated.

The relative range measurement is accessible to all the agents in the system, and the communication topology is consistent with the time-invariant measurement topology, i.e.,  $(v_j, v_i) \in \mathcal{E}$  implies agent  $i$  takes a relative measurement from agent  $j$  and receives information from agent  $j$  simultaneously.

Consider a general topology of the multi-agent system as Fig. 1, where the red nodes represent agents with high precision absolute measurements.



**Fig. 1.** Diagram of chain topology.

As in [16], ordinary agents benefit from the absolute measurements of anchors through the chain, hence without loss of generality, we consider a subtopology of chain (circled by the blue dash line), and other chains in the topology can be generalized in a similar way. Without loss of generality, the anchor node is labeled as 0, while other sensor nodes along the chain are labeled as 1, 2,  $\dots$ ,  $l_{\max}$ .

The aim of this paper is to derive an uncertain range  $S_{i,k}$  for each agent  $i$  at each instant  $k$  in a distributed manner, using all the measurements  $y_{i,k}$  and  $y_{i,i-1,k}^r$ ,  $j \in \mathcal{N}_i$  up to  $k$ , such that  $x_{i,k} \in S_{i,k}, \forall k \in \mathbb{N}_0$ .

### 3 Main Results

In this section, we provide a distributed SMFing framework such that each agent can derive its uncertain range sequentially along the chain topology (see Section 3.1). Then in Section 3.2, a detailed algorithm based on the extend constrained zonotope is developed to realize the framework proposed in Section 3.1.

#### 3.1 Sequential SMFing Framework

According to the distributed SMFing framework proposed in [10], the estimation process can be expressed as the following framework (see Algorithm 1).

---

#### Algorithm 1 Sequential SMFing Framework

---

- 1: **Initialization.** For each agent  $i$ , set the initial prior range  $S_{i,0}$ .
- 2: **loop**
- 3: **Prediction.** For  $k \in \mathbb{N}_0$ , given the posterior range  $S_{i,k-1}$  in the previous step, the prior range  $\bar{S}_{i,k}$  is predicted by

$$\bar{S}_{i,k} = A_i(S_{i,k-1}) \oplus B_i u_{i,k} \oplus [\mathbf{w}_{i,k-1}]. \quad (4)$$

- 4: **Measurement.** Take measurements  $y_{0,k}$  and  $y_{i,i-1,k}^r$ .
- 5: **Update.** The update is divided into  $l_{\max}$  steps.
- 6:  $i = 0$ , i.e., the update of anchor 0

$$S_{0,k} = \mathcal{X}_{0,k}(C_0, y_{0,k}, [\mathbf{v}_{0,k}]) \cap \bar{S}_{0,k}, \quad (5)$$

where  $\mathcal{X}_{0,k}(C_0, y_{0,k}, [\mathbf{v}_{0,k}]) = \{x_{0,k} : y_{0,k} = C_0 x_{0,k} + v_{0,k}, v_{0,k} \in [\mathbf{v}_{0,k}]\}$ .

- 7: **While**  $1 \leq i \leq l_{\max}$
- $$S_{i,k} = \bar{S}_{i,k} \cap g_{i,i-1}^{-1}(\{y_{i,i-1,k}^r\} \oplus [-\mathbf{r}_{i,i-1,k}], S_{i-1,k}) \cap \mathcal{X}_{i,k}(C_i, y_{i,k}, [\mathbf{v}_{i,k}]). \quad (6)$$

- 8:  $i = i + 1$ ;
  - 9: End while.
  - 10:  $k = k + 1$ ;
  - 11: **end loop**
- 

It should be noticed that the posterior uncertain range of each agent  $i$  is computed step by step from 0 to  $l_{\max}$ , and hence the process shown in Algorithm 1 is called “sequential localization” in cooperative localization problems.

It should be noticed that for relative range measurements  $g_{i,j}(x_{i,k}, x_{j,k}) = \|x_{i,k} - x_{j,k}\|_2$ ,  $g_{i,j}^{-1}$  has its specific geometrical significance.

**Proposition 1.** *The measurement set derived by the relative range measurement satisfies:*

$$\{x_{i,k} : x_{i,k} \in g_{i,j}^{-1}(\{z_{i,j,k}\} \oplus [-\mathbf{r}_{i,j,k}], S_{j,k})\} = S_{j,k} \oplus Y_{i,j,k}^r, \quad (7)$$

where  $Y_{i,j,k}^r$  is a geometrical ring defined by  $Y_{i,j,k}^r = \{s : \underline{R}_{i,j,k} \leq \|s\|_2 \leq \overline{R}_{i,j,k}\}$ ,  $\underline{R}_{i,j,k} = y_{i,j,k}^r - \bar{r}_{i,j,k}$  and  $\overline{R}_{i,j,k} = y_{i,j,k}^r - r_{i,j,k}$ .

*Proof.* Let  $s = x_{i,k} - x_{j,k}$ , then we have  $\|s\|_2 + r_{i,j,k} = z_{i,j,k}$ ,  $r_{i,j,k} \in \llbracket -\mathbf{r}_{i,j,k} \rrbracket$ , which implies  $\|s\|_2 \in [\underline{R}_{i,j,k}, \overline{R}_{i,j,k}]$  and  $Y_{i,j,k}^r = \bigcup \{s\}$ .

Moreover, there holds

$$x_{i,k} = x_{j,k} + s, \quad x_{j,k} \in S_{j,k}, \quad s \in Y_{i,j,k}^r. \quad (8)$$

From the definition of Minkowski sum, we have

$$x_{i,k} \in S_{j,k} \oplus Y_{i,j,k}^r, \quad (9)$$

which completes the proof.  $\square$

### 3.2 Extended Constrained Zonotopic Algorithm Design

In this section, the state estimation strategy is presented to over-approximate the measurement set.

**Definition 1.** (*Extended Constrained Zonotope [17]*) A set  $\mathcal{Z} \subseteq \mathbb{R}^n$  is an extended constrained zonotope if there exists a quintuple  $(G, c, A, b, h) \in \mathbb{R}^{n \times n_g} \times \mathbb{R}^n \times \mathbb{R}^{n_c \times n_g} \times \mathbb{R}^{n_c} \times [0, \infty)^{n_g}$  such that  $\mathcal{Z}$  is expressed by

$$\{G\xi + c : A\xi = b, \xi \in \prod_{j=1}^{n_g} [-h^{(j)}, h^{(j)}]\} =: Z(G, c, A, b, h), \quad (10)$$

where  $h^{(j)}$  is the  $j^{\text{th}}$  component of  $h$ .

When  $h^{(j)} = 1$ ,  $j = 1, \dots, n_g$ , Definition 1 becomes the classical constrained zonotope in [18].

**Lemma 1.** For every  $Z = (G_z, c_z, A_z, b_z, h_z) \subset \mathbb{R}^n$ ,  $W = (G_w, c_w, A_w, b_w, h_w) \subset \mathbb{R}^n$ ,  $Y = (G_y, c_y, A_y, b_y, h_y) \subset \mathbb{R}^k$  and  $T \in \mathbb{R}^{k \times n}$ , the three identities hold:

$$TZ = (TG_z, Tc_z, A_z, b_z, h_z), \quad (11)$$

$$Z \oplus W = ([G_z \ G_w], c_z + c_w, \begin{bmatrix} A_z & 0 \\ 0 & A_w \end{bmatrix}, \begin{bmatrix} b_z \\ b_w \end{bmatrix}, \begin{bmatrix} h_z \\ h_w \end{bmatrix}), \quad (12)$$

$$Z \cap_{\mathbf{T}} Y = ([G_z \ 0], c_z, \begin{bmatrix} A_z & 0 \\ 0 & A_y \end{bmatrix}, \begin{bmatrix} b_z \\ b_y - Tc_z \end{bmatrix}, \begin{bmatrix} h_z \\ h_y \end{bmatrix}). \quad (13)$$

The prior and posterior uncertain range of agent  $i$  is denoted by  $\overline{\mathcal{Z}}_{i,k} = (\overline{G}_{i,k}, \overline{c}_{i,k}, \overline{A}_{i,k}, \overline{b}_{i,k}, \overline{h}_{i,k})$  and  $\mathcal{Z}_{i,k} = (\widehat{G}_{i,k}, \widehat{c}_{i,k}, \widehat{A}_{i,k}, \widehat{b}_{i,k}, \widehat{h}_{i,k})$ , respectively.

**Proposition 2.** Let  $R = \bigcup_{q \in \mathcal{I}} R^q$ , the following equation holds

$$(S_1 \oplus R) \cap S_2 = \bigcup_{s \in S_1} [\bigcup_{q \in \mathcal{I}} (\{s\} \oplus R^q) \cap S_2]. \quad (14)$$

*Proof.* This conclusion comes directly from the commutativity of set union and Minkowski sum, i.e.,

$$(S_1 \oplus \bigcup_{q \in \mathcal{I}} R^q) = \bigcup_{q \in \mathcal{I}} (S_1 \oplus R^q). \quad (15)$$

□

Hence to calculate  $\widehat{\mathcal{Z}}_{i-1,k} \oplus Y_{i,i-1,k}^r$ , we first consider a fixed point  $x_{i,i-1,k}^0 \in \widehat{\mathcal{Z}}_{i-1,k}$ . Assume there is a relative bearing measurement between  $x_{i-1,k}^0$  and agent  $i$

$$y_{i,i-1,k}^b = \text{ang}(x_{i,k} - x_{i-1,k}^0) + r_{i,i-1,k}^b, \quad (16)$$

where  $r_{i,i-1,k}^b \in [r_{i,i-1,k}^b, \bar{r}_{i,i-1,k}^b]$  is the relative bearing measurement noise.

**Lemma 2.** *The measurement set given  $Y_{i,i-1,k}^{br}$  by the relative range measurement  $y_{i,i-1,k}^r$  and relative bearing measurement  $y_{i,i-1,k}^b$  is outer bounded by*

$$Y_{i,i-1,k}^{br} \subseteq \{z : z = [G_{y^{br}} \ 0] \begin{bmatrix} \xi_1 \\ \xi_2 \end{bmatrix} + c_{y^{br}}, \\ [H^{br} G_{y^b} (\sigma_1 - \sigma_2)] \begin{bmatrix} \xi_1 \\ \xi_2 \end{bmatrix} = \sigma_1 - H c_{y^b}, \begin{bmatrix} \xi_1 \\ \xi_2 \end{bmatrix} \in h_{y^b} \times [0, 1]\}, \quad (17)$$

where

$$G_{y^{br}} = \begin{bmatrix} \cos(\bar{\theta}_{i,i-1,k}) \cos(\underline{\theta}_{i,i-1,k}) \\ \sin(\bar{\theta}_{i,i-1,k}) \sin(\underline{\theta}_{i,i-1,k}) \end{bmatrix}, \quad c_{y^{br}} = x_{i-1,k}^0, \quad (18)$$

$$H^{br} = \begin{bmatrix} \cos(\frac{\bar{\theta}_{i,i-1,k} + \underline{\theta}_{i,i-1,k}}{2}) \sin(\frac{\bar{\theta}_{i,i-1,k} + \underline{\theta}_{i,i-1,k}}{2}) \end{bmatrix},$$

$$\sigma_1^{br} = \underline{R}_{i,i-1,k} \cos(\frac{\bar{\theta}_{i,i-1,k} + \underline{\theta}_{i,i-1,k}}{2}) + H^{br} x_{i-1,k}^0, \quad \sigma_2^{br} = \bar{R}_{i,i-1,k} + H^{br} x_{i-1,k}^0,$$

$$h_{y^{br}} = [0, \frac{\bar{R}_{i,i-1,k}}{\cos(\frac{\bar{r}_{i,i-1,k} - \underline{r}_{i,i-1,k}^b}{2})}] \times [0, \frac{\bar{R}_{i,i-1,k}}{\cos(\frac{\bar{r}_{i,i-1,k} - \underline{r}_{i,i-1,k}^b}{2})}],$$

$$\underline{\theta}_{i,i-1,k} = y_{i,i-1,k}^b - \bar{r}_{i,i-1,k}^b, \quad \bar{\theta}_{i,i-1,k} = y_{i,i-1,k}^b - \underline{r}_{i,i-1,k}^b.$$

*Proof.* According to the geometrical significance,  $Y_{i,i-1,k}^{br} = Y_{i,i-1,k}^b \cap Y_{i,i-1,k}^r$  is outer bounded by the trapezoid ABCD, which is the intersection of triangle  $\{z : z \in \triangle COD\}$  and hyperplane  $\{z : Hz = [\cos(\bar{z}_{i,i-1,k}^b) \sin(\bar{z}_{i,i-1,k}^b)] z \in [\sigma_1, \sigma_2]\}$ .

For the triangle  $\triangle COD$ , each point can be covered by the linear combination of  $\frac{\overline{OC}}{\|\overline{OD}\|}$  and  $\frac{\overline{OD}}{\|\overline{OD}\|}$ , hence  $\triangle COD$  can be expressed by the following zonotope:

$$\mathcal{Z}_{i,i-1,k}^b = \{z = G_{y^{br}} \xi_1 + x_{i-1,k}^0, \\ \xi_1 \in [0, \frac{\bar{R}_{i,i-1,k}}{\cos(\frac{\bar{r}_{i,i-1,k} - \underline{r}_{i,i-1,k}^b}{2})}] \times [0, \frac{\bar{R}_{i,i-1,k}}{\cos(\frac{\bar{r}_{i,i-1,k} - \underline{r}_{i,i-1,k}^b}{2})}]\}. \quad (19)$$

Notice that point  $A = x_{i-1,k}^0 + \underline{R}_{i,i-1,k} \begin{bmatrix} \cos(\bar{\theta}_{i,i-1,k}) \\ \sin(\bar{\theta}_{i,i-1,k}) \end{bmatrix}$  and point  $C = x_{i-1,k}^0 + \bar{R}_{i,i-1,k} \begin{bmatrix} \cos(\underline{\theta}_{i,i-1,k}) \\ \sin(\underline{\theta}_{i,i-1,k}) \end{bmatrix}$ ,  $\sigma_1^{br}$  and  $\sigma_2^{br}$  can be obtained by  $A \in \{z : Hz = \sigma_1^{br}\}$  and  $C \in \{z : Hz = \sigma_2^{br}\}$ . Write  $[\sigma_1^{br}, \sigma_2^{br}]$  as  $\mathcal{Z}_\sigma = \{\sigma : \sigma = (\sigma_2^{br} - \sigma_1^{br})\xi_2 + \sigma_1^{br}, \xi_2 \in [0, 1]\}$ , (17) can be obtained by  $Y_{i,i-1,k}^{br} \subseteq \mathcal{Z}_{i,i-1,k}^b \cap_H^{br} \mathcal{Z}_\sigma$  with Lemma 1.  $\square$

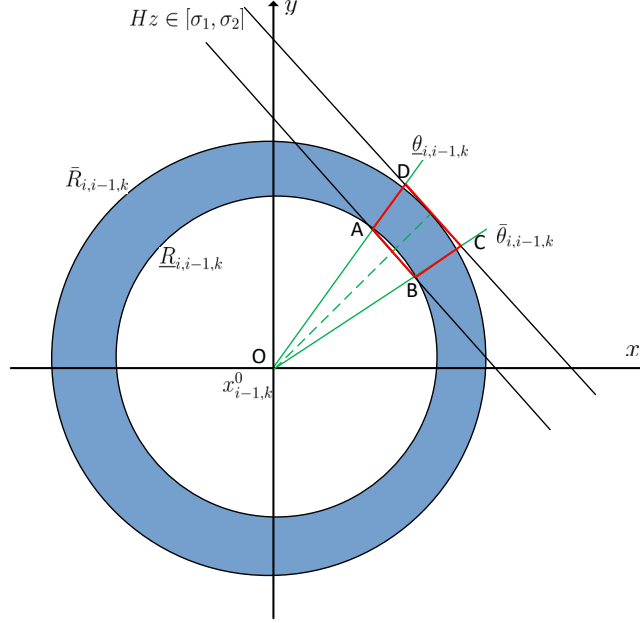


Fig. 2. The diagram of proof of Lemma 2.

For only relative range measurement  $y_{i,i-1,k}^r$ , the set  $Y_{i,i-1,k}^r$  can be approximated by segmenting the full circle into  $M$  parts, each part has the minimum angle value of  $\frac{2\pi q}{M}$  and maximum angle value  $\frac{2\pi(q+1)}{M}$ ,  $q = 0, 1, \dots, M-1$ . Repeat the computations above replacing the interval  $[\underline{\theta}_{i,i-1,k}, \bar{\theta}_{i,i-1,k}]$  by  $[\frac{2\pi q}{M}, \frac{2\pi(q+1)}{M}]$ . Each set  $\mathcal{Z}_{i,i-1,k}^{0,r}, \dots, \mathcal{Z}_{i,i-1,k}^{M-1,r}$  needs to be intersected independently with the prediction prior uncertain range  $\bar{S}_{i,k}$ , and discarded if  $\mathcal{Z}_{i,i-1,k}^{q,r} \cap \bar{S}_{i,k} = \emptyset$ . The range measurement set is a uncertain range correlated with the position of  $x_{i-1,k}^0$ , i.e.,

$$\mathcal{Z}_{i,i-1,k}^r(x_{i-1,k}^0) = \bigcup_{\mathcal{Z}_{i,i-1,k}^{q,r} \cap \bar{S}_{i,k} \neq \emptyset} \mathcal{Z}_{i,i-1,k}^{q,r}. \quad (20)$$

**Assumption 2.** The diameter of  $\bar{Z}_{i,k}$  satisfies

$$d(\bar{Z}_{i,k}) < \underline{R}_{i,i-1,k} < d(x_{i-1,k}^0, \bar{Z}_{i,k}). \quad (21)$$



**Proposition 3.** Under Assumption 2, if there exists  $q_1, q_2 \in [0, M - 1]$ , ( $q_1 < q_2$ ) such that  $\mathcal{Z}_{i,i-1,k}^{q_1,r} \cap \bar{\mathcal{Z}}_{i,k} \neq \emptyset$  and  $\mathcal{Z}_{i,i-1,k}^{q_2,r} \cap \bar{\mathcal{Z}}_{i,k} \neq \emptyset$ ,

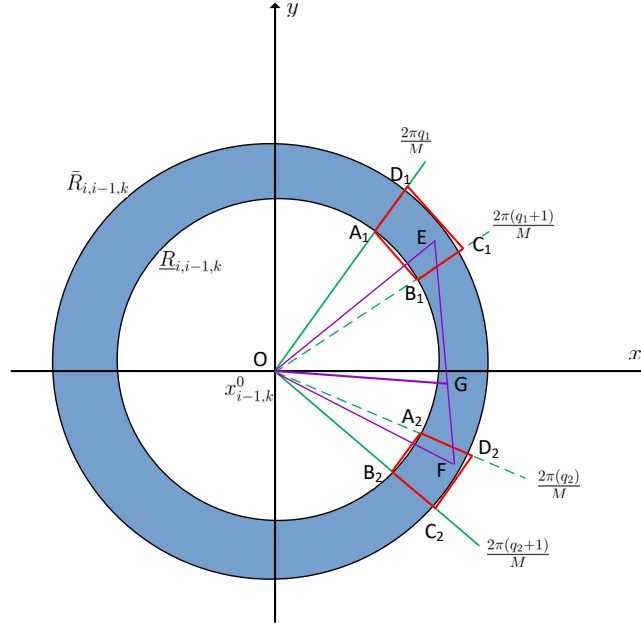
$$\mathcal{Z}_{i,i-1,k}^{q,r} \cap \bar{\mathcal{Z}}_{i,k} \neq \emptyset, \quad \forall q \in [q_1, q_2]. \quad (22)$$

Especially, let  $q_1 = \inf_q \mathcal{Z}_{i,i-1,k}^{q,r} \cap \bar{\mathcal{Z}}_{i,k} \neq \emptyset$  and  $q_2 = \sup_q \mathcal{Z}_{i,i-1,k}^{q,r} \cap \bar{\mathcal{Z}}_{i,k} \neq \emptyset$ , there holds

$$\frac{2\pi(q_2 - q_1)}{M} < \frac{\pi}{3}. \quad (23)$$

*Proof.* Consider point  $E \in \mathcal{Z}_{i,i-1,k}^{q_1,r} \cap \bar{\mathcal{Z}}_{i,k}$  and point  $F \in \mathcal{Z}_{i,i-1,k}^{q_2,r} \cap \bar{\mathcal{Z}}_{i,k}$ , and focus on the  $\triangle OEF$ . Notice that  $\|EF\| \leq d(\bar{\mathcal{Z}}_{i,k}) < \underline{R}_{i,i-1,k}$ , according to the law of sines,  $\angle EOF < \frac{\pi}{3}$ .

Moreover  $\bar{\mathcal{Z}}_{i,k}$  is convex, hence  $\forall G \in EF$ , there holds  $G \in \bar{\mathcal{Z}}_{i,k}$ . From  $\underline{R}_{i,i-1,k} < d(x_{i-1,k}^0, \bar{\mathcal{Z}}_{i,k})$  we have  $\|OG\| \geq \underline{R}_{i,i-1,k}$ . Moreover,  $\triangle EOF$  is a oxygen, which implies  $\|OG\| < \|OF\| \leq \bar{R}_{i,i-1,k}$  and  $G \in \mathcal{Z}_{i,i-1,k}^{q_2,r} \cap \bar{\mathcal{Z}}_{i,k}$ ,  $\forall G \in EF$ . Hence  $EF \subset \mathcal{Z}_{i,i-1,k}^{q,r} \cap \bar{\mathcal{Z}}_{i,k}$ , Proposition 3 has been proved.  $\square$



**Fig. 3.** The diagram of proof of Proposition 3.

With Proposition 3, the sectors can be united with the minimum phase angle  $\frac{2\pi q_1}{M}$  and maximum phase angle  $\frac{2\pi(q_2+1)}{M}$ .

**Corollary 1.** *The zonotope union*

$$\bigcup_{R_{i,i-1,k}^q \cap \bar{S}_{i,k} \neq \emptyset} R_{i,i-1,k}^q \subseteq \mathcal{Z}_{i,i-1,k}^R(x_{i-1,k}^0) = (\widehat{G}_{i,i-1,k}^R, \widehat{c}_{i,i-1,k}^R, [H_q^R \widehat{G}_{i,i-1,k}^R \quad (\sigma_2^R - \sigma_1^R)], \sigma_1^R - H_q^R x_{i-1,k}^0, \widehat{h}_{i,i-1,k}^R \times [0, 1]), \quad (24)$$

where

$$\begin{aligned} \widehat{G}_{i,i-1,k}^R &= \begin{bmatrix} \cos(\frac{2\pi(q_2+1)}{M}) \cos(\frac{2\pi q_1}{M}) \\ \sin(\frac{2\pi(q_2+1)}{M}) \sin(\frac{2\pi q_1}{M}) \end{bmatrix}, \quad \widehat{c}_{i,i-1,k}^R = x_{i-1,k}^0, \quad (25) \\ H_q^R &= \begin{bmatrix} \cos(\frac{\pi(q_1+q_2+1)}{M}) \sin(\frac{\pi(q_1+q_2+1)}{M}) \end{bmatrix}, \\ \sigma_1^R &= \underline{R}_{i,i-1,k} \cos(\frac{(q_2 - q_1 + 1)\pi}{M}) + H_q^R x_{i-1,k}^0, \quad \sigma_2^R = \overline{R}_{i,i-1,k} + H_q^R x_{i-1,k}^0, \\ h_{\overline{R}^q} &= [0, \frac{\overline{R}_{i,i-1,k}}{\cos(\frac{(q_2-q_1+1)\pi}{M})}] \times [0, \frac{\overline{R}_{i,i-1,k}}{\cos(\frac{(q_2-q_1+1)\pi}{M})}]. \end{aligned}$$

It should be pointed out that  $\mathcal{Z}_{i,i-1,k}^R(x_{i-1,k}^0)$  is correlated with the choice of  $x_{i-1,k}^0$ , a different choice  $x_{i-1,k}^1 \neq x_{i-1,k}^0$  would affect  $q_1$  and  $q_2$  (see Fig. 4(a)), hence calculating  $\widehat{\mathcal{Z}}_{i-1,k} \oplus Y_{i,i-1,k}^r$  directly is with huge computation burden.

**Assumption 3.** *The diameter  $d(\widehat{\mathcal{Z}}_{i-1,k})$  satisfies*

$$d(\widehat{\mathcal{Z}}_{i-1,k}) \ll y_{i,i-1,k}. \quad (26)$$

*Remark 1.* Assumption 2 and Assumption 3 imply  $x_{i-1,k}$  is far from  $x_{i,k}$ , this assumption is reasonable since the relative distance between agents is often much larger than the uncertain range caused by noise.

**Theorem 1.** *Under Assumption 2 and Assumption 3, there holds*

$$(\widehat{\mathcal{Z}}_{i-1,k} \oplus Y_{i,i-1,k}^r) \cap \overline{\mathcal{Z}}_{i,k} \subseteq \widetilde{\mathcal{Z}}_{i,i-1,k}^R(x_{i-1,k}^*) \quad (27)$$

where

$$\begin{aligned} \widetilde{\mathcal{Z}}_{i,i-1,k}^R(x_{i-1,k}^*) &= \{z = [\widetilde{G}_{i,i-1,k}^R \quad 0] \begin{bmatrix} \xi_1 \\ \xi_2 \end{bmatrix} + \widetilde{c}_{i,i-1,k}^R, \\ & \left[ \widetilde{H} \widetilde{G}_{i,i-1,k}^R \quad (\widetilde{\sigma}_1 - \widetilde{\sigma}_2) \right] \begin{bmatrix} \xi_1 \\ \xi_2 \end{bmatrix} = \widetilde{\sigma}_1 - \widetilde{H} \widetilde{c}_{i,i-1,k}^R, \left[ \xi_1 \\ \xi_2 \right] \in \widetilde{h}_{i,i-1,k}^R \times [0, 1]\}, \quad (28) \end{aligned}$$

and  $\widetilde{q}_1, \widetilde{q}_2$  are defined in Proposition 3, replacing  $\overline{R}_{i,i-1,k}$  and  $\underline{R}_{i,i-1,k}$  with

$$\widetilde{\overline{R}}_{i,i-1,k} = d(\widehat{\mathcal{Z}}_{i-1,k}) + \overline{R}_{i,i-1,k}, \quad \widetilde{\underline{R}}_{i,i-1,k} = \underline{R}_{i,i-1,k} - d(\widehat{\mathcal{Z}}_{i-1,k}) \quad (29)$$

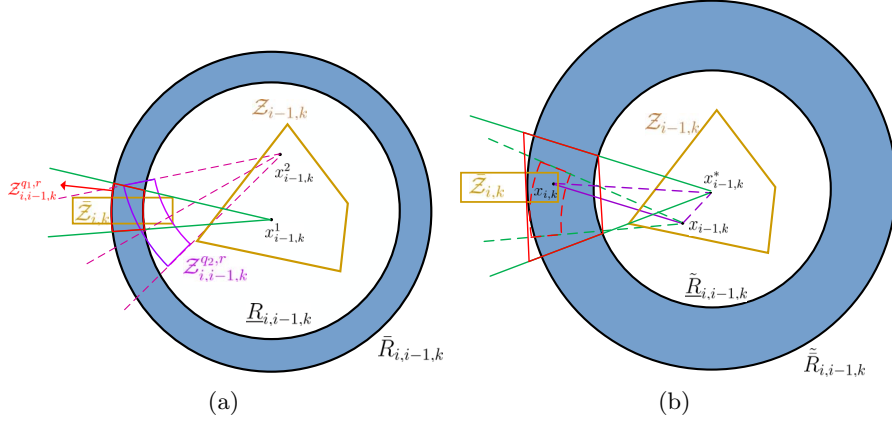
and

$$\begin{aligned} \tilde{G}_{i,i-1,k}^R &= \begin{bmatrix} \cos(\frac{2\pi(\tilde{q}_2+1)}{M}) \cos(\frac{2\pi\tilde{q}_1}{M}) \\ \sin(\frac{2\pi(\tilde{q}_2+1)}{M}) \sin(\frac{2\pi\tilde{q}_1}{M}) \end{bmatrix}; \tilde{C}_{i,i-1,k}^R = \forall x_{i-1,k}^* \in \hat{\mathcal{Z}}_{i-1,k}, \quad (30) \\ \tilde{\sigma}_1 &= (\tilde{R}_{i,i-1,k}) \cos(\frac{(\tilde{q}_2 - \tilde{q}_1 + 1)\pi}{M}) + \tilde{H}x_{i-1,k}^*, \quad \tilde{\sigma}_2 = \tilde{R}_{i,i-1,k} + \tilde{H}x_{i-1,k}^*, \\ \tilde{H} &= \begin{bmatrix} \cos(\frac{\pi(\tilde{q}_1 + \tilde{q}_2 + 1)}{M}) & \sin(\frac{\pi(\tilde{q}_1 + \tilde{q}_2 + 1)}{M}) \end{bmatrix}, \\ \tilde{h}_{i,i-1,k}^R &= [0, \frac{\tilde{R}_{i,i-1,k}}{\cos(\frac{(\tilde{q}_2 - \tilde{q}_1 + 1)\pi}{M})}] \times [0, \frac{\tilde{R}_{i,i-1,k}}{\cos(\frac{(\tilde{q}_2 - \tilde{q}_1 + 1)\pi}{M})}]. \end{aligned}$$

*Proof.* For a given point  $x_{i,k} \in \bar{\mathcal{Z}}_{i,k}$ , there holds

$$\begin{aligned} \|x_{i-1,k}^* - x_{i,k}\|_2 &\leq \|x_{i-1,k}^* - x_{i-1,k}\|_2 + \|x_{i-1,k} - x_{i,k}\|_2 \\ &\leq d(\hat{\mathcal{Z}}_{i-1,k}) + \bar{R}_{i,i-1,k} = \tilde{R}_{i,i-1,k}. \quad (31) \end{aligned}$$

Similarly,  $\tilde{R}_{i,i-1,k} = \bar{R}_{i,i-1,k} - d(\hat{\mathcal{Z}}_{i-1,k})$  and  $\|x_{i-1,k}^* - x_{i,k}\|_2 \geq \tilde{R}_{i,i-1,k}$  holds. Hence,  $x_{i,k} \in \{s : \tilde{R}_{i,i-1,k} \leq \|s\|_2 \leq \bar{R}_{i,i-1,k}\}$ . The rest proof is same with Lemma 2 and Corollary 1.  $\square$



**Fig. 4.** (a) The calculation of  $\mathcal{Z}_{i,i-1,k}^{q_2,r}$  relies on the center point choice of  $x_{i-1,k}$ . (b) The diagram of equivalence relative range measurement noise.

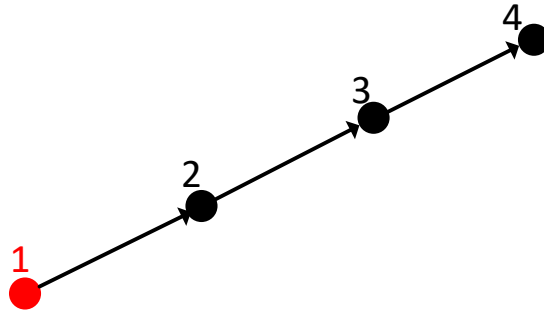
To summarize, given the posterior uncertain range  $\hat{\mathcal{Z}}_{i-1,k}$  of agent  $i-1$ , prior uncertain range  $\bar{\mathcal{Z}}_{i,k}$  and measurements  $y_{i,k}$ ,  $y_{i,i-1,k}^r$ , the posterior extended constrained zonotope  $\hat{\mathcal{Z}}_{i,k}$  (line 7 in Algorithm 1) can be calculated as follows:

**Algorithm 2** Posterior Constrained Zonotope Calculation for Agent  $i$ 

- 
- 1: Let  $x_{i-1,k}^* = \widehat{c}_{i-1,k}$ , then the diameter of  $\widehat{\mathcal{Z}}_{i-1,k}$  is given by  $d(\widehat{\mathcal{Z}}_{i-1,k}) = \sup_{\|\xi\| \leq 1} \|\widehat{G}_{i-1,k}\xi\|_\infty \leq \|\widehat{G}_{i-1,k}\|_\infty$ .
  - 2: The equivalent relative range measurement set is given by the ring  $\widetilde{Y}_{i,i-1,k}^r = \{s : \widetilde{R}_{i,i-1,k} \leq \|s\|_2 \leq \widetilde{R}_{i,i-1,k}\}$ , where  $\widetilde{R}_{i,i-1,k} = y_{i,i-1,k}^r - \bar{r}_{i,i-1,k} - d(\widehat{\mathcal{Z}}_{i-1,k})$  and  $\widetilde{R}_{i,i-1,k} = y_{i,i-1,k}^r - r_{i,i-1,k} + d(\widehat{\mathcal{Z}}_{i-1,k})$ .
  - 3: Segment  $\widetilde{Y}_{i,i-1,k}^r$  into  $M$  parts. Each part is outer bounded by the extended constrained zonotope  $Z_{i,i-1,k}^{q,r}$  as in (18).
  - 4: **loop**
  - 5:  $Z_{i-i-1,k}^{q,r} \cap \bar{\mathcal{Z}}_{i,k}$ ,  $q \in [0, M]$ .
  - 6:  $q = q + 1$ .
  - 7: **end loop**
  - 8: Let  $q_1 = \inf_q Z_{i-i-1,k}^{q,r} \cap \bar{\mathcal{Z}}_{i,k} \neq \emptyset$  and  $q_2 = \sup_q Z_{i-i-1,k}^{q,r} \cap \bar{\mathcal{Z}}_{i,k} \neq \emptyset$ , the extended constrained zonotope  $\widetilde{\mathcal{Z}}_{i,i-1,k}^R$  given by the relative range measurement  $y_{i,i-1,k}^r$  can be represented as (28) and (30).
  - 9: Calculate  $\mathcal{Z}_{i,k} = \bar{\mathcal{Z}}_{i,k} \cap \widetilde{\mathcal{Z}}_{i,i-1,k}^R \cap \mathcal{X}_{i,k}(C_i, y_{i,k}, \llbracket \mathbf{v}_{i,k} \rrbracket)$  with (11).
  - 10: Calculate the interval hull of  $\mathcal{Z}_{i,k}$  as the posterior uncertain range  $\widehat{\mathcal{Z}}_{i,k}$  of agent  $i$ .
- 

## 4 Simulation Results

In this section, we consider four UAVs in a 2-D plane with the topology shown in Fig. 5. UAV1 is the anchor node, while UAVs 2, 3, and 4 are equipped with low precision absolute sensors. The state of each UAV is  $x_{i,k} = [p_{i,k,x}^T, p_{i,k,y}^T, \tilde{v}_{i,k,x}^T, \tilde{v}_{i,k,y}^T]^T$ .<sup>4</sup> The aim of this simulation is to verify the uncertain range derived by our algorithm contains the real position of each UAV. The parameters are settled as



**Fig. 5.** Simulation topology.

<sup>4</sup> To distinguish with the absolute measurement noise  $v_{i,k}$ , in this section we use tilde  $\tilde{v}_{i,k}$  to denote the velocity of UAV  $i$  at time instant  $k$ .

follows:

$$A_i = \begin{bmatrix} 1 & T \\ 0 & 1 \end{bmatrix} \otimes I_2, B_i = \begin{bmatrix} \frac{T^2}{2} \\ T \end{bmatrix} \otimes \mathbf{1}_2, C_i = I_4^5. \quad (32)$$

where  $T = 0.5s$ . The process noise for each UAV is

$$\llbracket \mathbf{w}_{i,k} \rrbracket = \{w = 0.1 * I_4 \xi, \|\xi\|_\infty \leq 1\}, \quad (33)$$

while the measurement noise are settled as:

$$\begin{aligned} \llbracket \mathbf{v}_{1,k} \rrbracket &= \{\mathbf{v}_1 = 0.1 * I_4 \xi, \|\xi\|_\infty \leq 1\}; \\ \llbracket \mathbf{v}_{2,k} \rrbracket &= \llbracket \mathbf{v}_{3,k} \rrbracket = \llbracket \mathbf{v}_{4,k} \rrbracket = \{v = I_4 \xi, \|\xi\|_\infty \leq 1\}; \\ \llbracket \mathbf{r}_{i,i-1,k} \rrbracket &= [-0.1, 0.1], \quad i = 2, 3, 4. \end{aligned} \quad (34)$$

The initial states and uncertain ranges of each UAV are randomly generated by Matlab.

Simulation results of position estimation of UAV4 are presented in Fig. 6, where the black line is the real trajectory, with the dots representing the real positions at different time steps. The true state at each time step is contained by the uncertain range (rectangles) derived by our proposed algorithm, which implies the effectiveness of our method in deriving uncertain ranges along the chain.

To demonstrate our method effectively improves estimation accuracy, we make a Monte Carlo experiment of 50 times, and compare our proposed methods with pure absolute measurement filtering method. To measure the conservativeness directly, we consider using the diameter of sets, i.e.,

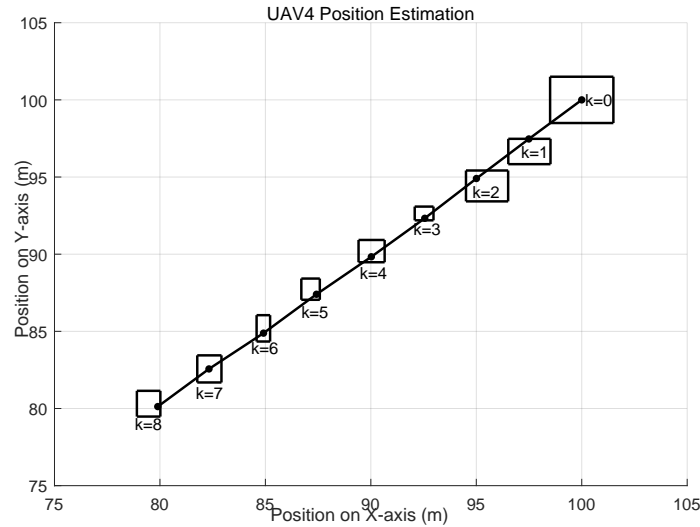
$$d(S) = \sup_{s_1, s_2 \in S} \|s_1 - s_2\|_\infty. \quad (35)$$

For an interval hull in 2-D plane,  $d(S)$  is the maximum edge length, which is the twice of the infinite norm of  $\hat{G}$  matrix. Thus we compare  $\|G\|_\infty$  of the interval hull derived by our proposed method with pure absolute measurement filtering, as shown in Tabel 1.

**Table 1.** Conservativeness comparison with pure absolute measurement filtering

	UAV2	UAV3	UAV4
$\ G_{pro}\ _\infty / \ G_{abs}\ _\infty$	0.4928	0.5695	0.7066

From Tabel 1 we can see that for UAV2, 3 and 4, estimation accuracy improved by our proposed method is up to 50.72%, 44.05% and 29.44%, respectively.



**Fig. 6.** Position estimation simulation results with proposed algorithm.

## 5 Conclusion

In this article, we have studied the distributed estimation problem of a multi-agent system with absolute and relative range measurements. Parts of agents are equipped with high accuracy absolute measurements, while the other agents need to utilize low accuracy absolute measurements and relative range measurements to realize guaranteed estimation. Firstly, we analyzed the set-membership filtering framework, where each agent in the chain topology can derive its uncertain range sequentially, such that agents with low accuracy can benefit from the high accuracy absolute measurements of anchors and improve estimation precisions. Moreover, an algorithm based on the extended constrained zonotope has been developed to deal with the relative range measurements, such that each agent can derive its uncertain range in a distributed manner. Finally, several simulation results were presented, which corroborate the effectiveness of our proposed algorithm and verify our method achieves significant accuracy improvement in estimation.

For future work, we aim to focus on the estimation error boundedness analysis of our proposed algorithm.

## References

1. K. Gu and Y. Shen, "Cooperative detection via direct localization in mobile multi-agent networks," in *ICASSP 2019 - 2019 IEEE International Conference on Acoustics, Speech and Signal Processing (ICASSP)*, 2019.

2. W. S. Rossi, P. Frasca, and F. Fagnani, “Distributed estimation from relative and absolute measurements,” *IEEE Trans. Autom. Control*, vol. 62, no. 12, pp. 6385–6391, 2017.
3. Z. Lin, M. Fu, and Y. Diao, “Distributed self localization for relative position sensing networks in 2d space,” *IEEE Trans. Signal Process.*, vol. 63, no. 14, pp. 3751–3761, 2015.
4. C. Lin, Z. Lin, R. Zheng, G. Yan, and G. Mao, “Distributed source localization of multi-agent systems with bearing angle measurements,” *IEEE Trans. Autom. Control*, vol. 61, no. 4, pp. 1105–1110, 2016.
5. Z. Han, K. Guo, L. Xie, and Z. Lin, “Integrated relative localization and leader–follower formation control,” *IEEE Trans. on Autom. Control*, 2018.
6. D. Viegas, P. Batista, P. Oliveira, and C. Silvestre, “Discrete-time distributed kalman filter design for formations of autonomous vehicles,” *Control Eng. Practice*, vol. 75, pp. 55–68, 2018.
7. W. Li, Y. Jia, and J. Du, “Distributed kalman filter for cooperative localization with integrated measurements,” *IEEE Trans. Aerosp. Electron. Syst.*, vol. 56, no. 4, pp. 3302–3310, 2020.
8. S. Battilotti, F. Cacace, angelo, and A. Germani, “Cooperative filtering with absolute and relative measurements,” in *2018 IEEE Conference on Decision and Control (CDC)*, 2018.
9. D. Silvestre, “Constrained convex generators: A tool suitable for set-based estimation with range and bearing measurements,” *IEEE Control Syst. Lett.*, vol. 6, pp. 1610–1615, 2022.
10. Y. Ding, Y. Cong and X. Wang, “Distributed set-membership filtering frameworks for multi-agent systems with absolute and relative measurements,” *arXiv:2305.15797*, May 2023.
11. Y. Ding, Y. Cong, and X. Wang, “Set-membership filtering-based cooperative state estimation for multi-agent systems,” *arXiv:2305.10366*, May 2023.
12. G. N. Nair, “A nonstochastic information theory for communication and state estimation,” *IEEE Trans. Autom. Control*, vol. 58, no. 6, pp. 1497–1510, 2013.
13. U. A. Khan, S. Kar, and J. M. F. Moura, “Distributed sensor localization in random environments using minimal number of anchor nodes,” *IEEE Trans. Signal Process.*, vol. 57, no. 5, pp. 2000–2016, 2009.
14. S. Tian, X. Zhang, X. Wang, P. Sun, and H. Zhang, “A selective anchor node localization algorithm for wireless sensor networks,” in *Int. Conf. on Convergence Inform. Technol.*, 2007.
15. Y. Cong, X. Wang, and X. Zhou, “Rethinking the mathematical framework and optimality of set-membership filtering,” *IEEE Trans. Autom. Control*, vol. 67, no. 5, pp. 2544–2551, 2022.
16. B. Huang, C. Yu, and B. Anderson, “Understanding error propagation in multihop sensor network localization,” *IEEE Trans. Ind. Electron.*, vol. 60, no. 12, pp. 5811–5819, 2013.
17. Y. Cong, X. Wang, and X. Zhou, “Stability of linear set-membership filters,” *arXiv:2203.13966*, Mar. 2022.
18. J. K. Scott, D. M. Raimondo, G. R. Marseglia, and R. D. Braatz, “Constrained zonotopes: A new tool for set-based estimation and fault detection,” *Automatica*, vol. 69, pp. 126–136, 2016.