

Equitable list coloring of planar graphs with given maximum degree

H. A. Kierstead* Alexandr Kostochka† Zimu Xiang‡

September 8, 2023

Abstract

If L is a list assignment of r colors to each vertex of an n -vertex graph G , then an *equitable L -coloring* of G is a proper coloring of vertices of G from their lists such that no color is used more than $\lceil n/r \rceil$ times. A graph is *equitably r -choosable* if it has an equitable L -coloring for every r -list assignment L . In 2003, Kostochka, Pelsmajer and West (KPW) conjectured that an analog of the famous Hajnal-Szemerédi Theorem on equitable coloring holds for equitable list coloring, namely, that for each positive integer r every graph G with maximum degree at most $r - 1$ is equitably r -choosable.

The main result of this paper is that for each $r \geq 9$ and each planar graph G , a stronger statement holds: if the maximum degree of G is at most r , then G is equitably r -choosable. In fact, we prove the result for a broader class of graphs—the class \mathcal{B} of the graphs in which each bipartite subgraph B with $|V(B)| \geq 3$ has at most $2|V(B)| - 4$ edges. Together with some known results, this implies that the KPW Conjecture holds for all graphs in \mathcal{B} , in particular, for all planar graphs.

Keywords: equitable coloring, list coloring, planar graphs.

Mathematics Subject Classification: 05C07, 05C10, 05C15.

1 Introduction

For a graph G , $V(G)$ denotes the set of its vertices, $E(G)$ — the set of its edges, $\Delta(G)$ — its maximum degree, and $\delta(G)$ — its minimum degree. We let $|G| = |V(G)|$ and $\|G\| = |E(G)|$. For disjoint $X, Y \subseteq V(G)$, $G[X]$ denotes the subgraph of G induced by X , and $\|X, Y\| = \|X, Y\|_G$ — the number of edges in G connecting X with Y . If $X = \{x\}$ we may simply write $\|x, Y\|$ for $\|X, Y\|$. The degree of x in G is noted by $d(x) = d_G(x) := \|x, V(G) - x\|_G$.

*Arizona State University Tempe, AZ, USA. E-mail: kierstead@asu.edu.

†University of Illinois at Urbana–Champaign, Urbana, IL 61801. E-mail: kostochk@illinois.edu. Research is supported in part by NSF Grant DMS-2153507 and by NSF RTG Grant DMS-1937241.

‡University of Illinois at Urbana–Champaign, Urbana, IL 61801. E-mail: zimux2@illinois.edu. Research is supported in part by NSF RTG Grant DMS-1937241.

Let G be a graph. An *equitable r -coloring* of G is a proper coloring with r colors such that any two color classes differ in size by at most one. The following is an equivalent, but more awkward, way of stating this whose utility will become apparent later. Let $n \bmod^* r$ be the unique integer i in $[r]$ with $n - i$ divisible by r .

$$\text{All classes have size at most } \lceil \frac{n}{r} \rceil, \text{ and at most } n \bmod^* r \text{ classes have size } \lceil \frac{n}{r} \rceil. \quad (1.1)$$

Erdős [2] conjectured, and Hajnal and Szemerédi [3] proved that if $\Delta(G) + 1 \leq r$ then G has an equitable r -coloring. Chen, Lih and Wu [1] presented a Brooks-type version of Erdős' conjecture.

Conjecture 1 (Chen, Lih & Wu). *If G is an r -colorable graph with $\Delta(G) \leq r$ then either G has an equitable coloring or both r is odd and $K_{r,r} \subseteq G$.*

This conjecture was proved for some classes of graphs. Lih and Wu [12] proved the conjecture for bipartite graphs. Chen, Lih and Wu [1] themselves proved the conjecture for $r = 3$ and for $r \geq |V(G)|/2$. Kierstead and Kostochka proved the conjecture in [5] for $r = 4$ and in [7] for $r \geq |V(G)|/4$. Yap and Zhang [18] proved that the conjecture holds for planar graphs when $r \geq 13$, Nakprasit [13, 14] confirmed the conjecture for planar graphs when $9 \leq r \leq 12$, and Kostochka, Lin and Xiang [9] proved it for planar graphs when $r = 8$. Together, these results can be stated as follows.

Theorem 2 ([18] for $r \geq 13$, [13, 14] for $9 \leq r \leq 12$ and [9] for $r = 8$). *If $r \geq 8$ and G is a planar graph with $\Delta(G) \leq r$, then G has an equitable r -coloring.*

There also was a series of papers [11, 15, 19] on equitable coloring of planar graphs with restrictions on cycle structure.

In this paper we investigate the list-coloring version of Conjecture 1 for planar graphs. An *r -list assignment* for G is a function L that assigns a set $L(v)$ of r available colors to each vertex $v \in V$. Fix an r -list assignment L . An *L -coloring* f of G is a proper coloring of G such that $f(v) \in L(v)$ for each vertex $v \in V$. Kostochka, Pelsmajer and West [10] defined an *L -coloring f of G to be equitable* if the size of every color class is at most $\lceil |G|/r \rceil$, and called a graph *equitably r -choosable* if it had an equitable L -coloring for every r -list assignment L . Notice that in the list setting it is unrealistic to require that any two color classes differ in size by at most one—the list of some vertex might only contain colors that are in no other lists, while all other lists could be identical. It is possible that L assigns all vertices the same list; in this case L is *plain*. An equitable L -coloring might not be equitable, even when L is plain. For example, if $r = 3$, $G = C_4$ and two color classes each have size 2.

Kostochka, Pelsmajer and West conjectured the following analog of the Hajnal–Szemerédi Theorem.

Conjecture 3. *For each r , every graph G with $\Delta(G) \leq r$ is equitably $(r + 1)$ -choosable.*

Pelsmajer [10] and independently Wang and Lih [13] proved Conjecture 3 for $r = 3$. Kierstead and Kostochka [6] proved Conjecture 3 for $r \leq 7$. In this paper we prove for planar graphs with maximum degree at least 9 the following list analogue of Conjecture 1 which strengthens Conjecture 3 for such graphs.

Theorem 4. *Every planar graph G is equitably r -choosable, if $r \geq \max\{9, \Delta(G)\}$.*

In fact, we will show that the claim of Theorem 4 holds for a more general class of graphs than planar graphs. Let \mathcal{B} denote the class of graphs such that

$$\|X, Y\| \leq 2|X \cup Y| - 4 \quad \text{for all disjoint } X, Y \subseteq V(G) \quad \text{with } |X \cup Y| \geq 3. \quad (1.2)$$

By Euler's Formula, each planar graph G is in \mathcal{B} . Hence Theorem 4 follows from:

Theorem 5. *Every graph $G \in \mathcal{B}$ is equitably r -choosable, if $r \geq \max\{9, \Delta(G)\}$.*

Since Conjecture 3 for $r \leq 7$ was proved in [6], Theorem 5 yields the following fact.

Corollary 6. *For each r , every graph $G \in \mathcal{B}$ with $\Delta(G) \leq r$ is equitably $(r + 1)$ -choosable.*

Our proof of Theorem 7 yields a somewhat stronger result. In a recent related project, we needed the following stronger (and arguably more natural) version of equitable L -coloring in order to make an inductive argument work. Define an L -coloring to be *strongly equitable (SE)* if it satisfies (1.1), and call a graph G *strongly equitably (SE) r -choosable* if it has an SE L -coloring for every r -list assignment L . Notice that if L is a plain r -list assignment for G then every SE L -coloring of G is an equitable coloring of G , and recall that this is not true for equitable L -colorings. Now Theorem 5 will follow from our strongest theorem:

Theorem 7. *Every graph $G \in \mathcal{B}$ is SE r -choosable, if $r \geq \max\{9, \Delta(G)\}$.*

The proof of Theorem 7 is essentially constructive. One can naturally extract from it a polynomial-time algorithm that produces for every graph $G \in \mathcal{B}$ with $\Delta(G) \leq r$ and every $(r + 1)$ -list L for G an SE L -coloring of G .

Notation. Let $D = (\Gamma, A)$ be a digraph with node set Γ and arc set A . In the context of digraphs, an α, γ -path is a directed path from α to γ . Vertex γ is *reachable* from vertex α and α is *accessible* from γ , if there is a directed α, γ -path in D . For $\Theta \subseteq \Gamma$, let $\text{cl}^+(\Theta)$ denote the set of $\gamma \in \Gamma$ that are reachable from a vertex of Θ . A set $\Theta \subseteq \Gamma$ is a *sink* if $\text{cl}^+(\Theta) = \Theta$.

For a positive integer i , put $[i] = \{1, 2, \dots, i\}$. If S is a subset of T , and $x \in T$ then put $S + x := S \cup \{x\}$ and $S - x := S \setminus \{x\}$.

2 Set-up for the proof of Theorem 7

We argue by induction on $|G|$. Fix integer $r \geq 9$, graph $G = (V, E) \in \mathcal{B}$ with $\Delta(G) \leq r$ and r -list assignment L for G . The case $|G| = 1$ is trivial, so suppose $|G| > 1$.

Fix $p \in V$ with $d(p) = \delta(G)$. Set $V' := V - p$ and $G' := G[V']$. By induction, graph G' has an SE L -coloring $f : V' \rightarrow \Gamma$. Now f defines an equivalence relation \sim on V' by $x \sim y$ iff $f(x) = f(y)$. Let $s := \lceil |G'|/r \rceil$ and $\Gamma := \bigcup_{x \in V'} L(x)$. Denote the equivalence class of x by $\tilde{x} = \tilde{x}(f)$. If $f(x) = \gamma$ then $f^{-1}(\gamma) = \tilde{x}$. We extend this notation to $\gamma \in \Gamma$ by setting $\tilde{\gamma} = \tilde{\gamma}(f) := f^{-1}(\gamma) = \tilde{x}$. It is possible that $\tilde{\gamma} = \emptyset$. Call a class $\tilde{\gamma}$ *light* if $|\tilde{\gamma}| < s$, *full*

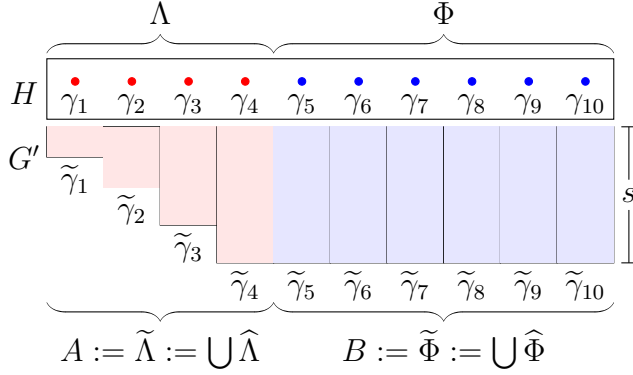


Figure 2.1: Coloring f of G' and its auxiliary graph H : $b = 6$ and if $r = 9$ then $a = 3$

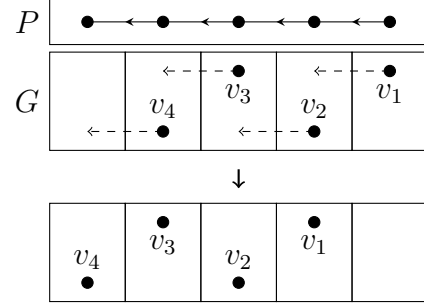


Figure 2.2: Shifting witnesses along P

if $|\tilde{\gamma}| = s$ and *overfull* if $|\tilde{\gamma}| > s$. Using this language, f being SE means that no class is overfull and at most $|G| \bmod^* r$ classes are full.

Let $H = (\Gamma, F) = H(f)$ be an auxiliary digraph on the color set Γ with arc set F , where $\alpha\beta \in F$ if there is a vertex $x \in \tilde{\alpha}$ such that $\beta \in L(x)$ and $N(x) \cap \tilde{\beta} = \emptyset$. In this case, x is *movable* to $\tilde{\beta}$ and x is a *witness* for the arc $\alpha\beta$. If $\beta \in L(x)$ and $N(x) \cap \tilde{\beta} = \{y\}$ then y *blocks* x . Notice that if x is a witness for $\alpha\beta$ then we can obtain a new (possibly inequitable) L -coloring by moving x from $\tilde{\alpha}$ to $\tilde{\beta}$. This operation may change H in several ways. First, x is no longer available to witness outedges of α , but it may witness outedges of β . Also, x no longer blocks inedges of α , but it may block inedges of β .

For a subset $\Theta \subseteq \Gamma$, put $\hat{\Theta} = \hat{\Theta}(f) := \{\tilde{\gamma} : \gamma \in \Theta\}^1$ and $\tilde{\Theta} = \tilde{\Theta}(f) := \bigcup \hat{\Theta}$. Let $\Lambda_0 = \Lambda_0(f) := \{\gamma \in \Gamma : |\tilde{\gamma}| < s\}$. So $\hat{\Lambda}_0$ is the set of light classes. As $r(s-1) \leq |G'| < |G| \leq rs$, $\Lambda_0 \neq \emptyset$. Call a color γ , and a class $\tilde{\gamma}$, *accessible*, if there is a (directed) γ, Λ_0 -path P (possibly trivial) in H . We say that P *witnesses* that γ is accessible. Let $\Lambda = \Lambda(f)$ be the set of accessible colors, and put $\Phi = \Phi(f) := \Gamma \setminus \Lambda(f)$. Now every class in $\hat{\Phi}$ is full. Put $B := \tilde{\Phi}$, $b := |B|$, $a := r - b$ and $A := \tilde{\Lambda}$ (See Figure 2.1). Then $|B| = bs$ and $(a-1)s \leq |A| \leq as - 1$. If $|\Lambda| = a$ then $|\Gamma| = r$, so $L(v) = \Gamma$ for every vertex $v \in V$, i.e., L is plain. Thus

$$|\Lambda| > a \text{ or } L \text{ is plain.} \quad (2.1)$$

Let $P = \gamma_1 \dots \gamma_t$ be a path in H , where each arc $\gamma_i\gamma_{i+1}$ is witnessed by a vertex v_i . Obtain a new L -coloring f' by moving each v_i from $\tilde{\gamma}_i$ to $\tilde{\gamma}_{i+1}$ (See Figure 2.2). Then $\tilde{\gamma}_1(f') = \tilde{\gamma}_1 - v_1$, $\tilde{\gamma}_t(f') = \tilde{\gamma}_t + v_{t-1}$, $\tilde{\gamma}_i(f') = \tilde{\gamma}_i + v_{i-1} - v_i$ for $i \in [t-1] - 1$ and $\tilde{\beta}(f') = \tilde{\beta}$ for all $\beta \in \Gamma \setminus V(P)$. We say that f' is obtained by *shifting witnesses along* P .

Suppose p is movable to an accessible class $\tilde{\lambda}_1$. Let $P = \lambda_1 \dots \lambda_t$ witness that λ_1 is accessible from a light class λ_t . Obtain a new L -coloring f' by moving p to λ_1 and switching witnesses along P . We claim that f' is an SE L -coloring of G . This operation only changes the size of the light class $\tilde{\lambda}_t$: $|\tilde{\lambda}_t(f')| = |\tilde{\lambda}_t| + 1$. Thus no classes of f' are overfull, and so

¹The empty set is allowed to appear multiple times in $\hat{\Theta}$, once for every unused color in Θ .

f' is equitable. To check that f' does not have too many full classes, consider two cases. If $|G'| \bmod r \neq 0$ then $|G| \bmod^* r = (|G'| \bmod^* r) + 1$, and we are allowed one additional full class. Else $|G'| \bmod r = 0$; now $\lceil \frac{|G|}{r} \rceil = \lceil \frac{|G'|}{r} \rceil + 1$ and $|G| \bmod^* r = 1$. Thus $\tilde{\lambda}(f')$ is the only possible full class of f' , and one such class is allowed.

For the rest of the proof, assume that we must work harder, i.e.,

$$p \text{ is not movable to any accessible class.} \quad (2.2)$$

Lemma 8. (i) If $y \in B + p$ then $|L(y) \cap \Lambda| \geq r - b = a$; (ii) if $y \in B$ then y is not movable to any accessible class; and (iii) $a \leq d(p)$.

Proof. (i) Observe that $|L(y) \cap \Lambda| = |L(y) \setminus \Phi| \geq r - b = a$.

(ii) Suppose $y \in \tilde{\phi}$ with $\phi \in \Phi$ and y is movable to an accessible class $\tilde{\alpha}_1$. Let $P = \alpha_1 \dots \alpha_t$ witness that α is accessible. Now $\phi\alpha P$ witnesses that $\beta \in \Lambda$, a contradiction.

By (2.2), p has a neighbor in every class $\tilde{\lambda}$ with $\lambda \in \Lambda \cap L(p)$, so by (i), $a \leq d(p)$. \square

We end this section by establishing the properties of graphs in \mathcal{B} that we will need for our proof.

Lemma 9. G satisfies:

- (a) $K_{3,3} \not\subseteq G$;
- (b) $\delta(G) \leq 6$; and
- (c) if $\Theta \subseteq \Gamma$ is a sink then (i) $|\Theta| \leq 2$ or $|\Theta| \geq r - 2$ and (ii) $b \geq r - 2$ and $a \leq 2$.

Proof. As $G \in \mathcal{B}$, G satisfies (1.2), so $K_{3,3} \not\subseteq G$. For (b), consider a spanning bipartite subgraph G_0 with $\|G_0\|$ maximum. By (1.2), $\delta(G_0) \leq 3$. Say $d_{G_0}(x) \leq 3$. Then $d_G(x) \leq 6$ since otherwise moving x to the other part of G_0 would increase $\|G_0\|$.

For (c), put $\Theta' = \Gamma \setminus \Theta$. As Θ is a sink, if vertex $v \in \tilde{\Theta}$ is not movable to any class in $\hat{\Theta}'$, and so $\|v, \tilde{\Theta}'\| \geq |L(v) \setminus \Theta| \geq r - |\Theta|$. By (1.2),

$$2rs > 2|\tilde{\Theta} \cup \tilde{\Theta}'| > \|\tilde{\Theta}, \tilde{\Theta}'\| \geq (r - |\Theta|)|\Theta|s.$$

As $r \geq 9$, $|\Theta| \leq 2$ or $|\Theta| \geq r - 2$, so (ci) is proved. By Lemma 8(iii) and (b), $|\Phi| = r - a \geq 9 - 6 \geq 3$. Since Φ is a sink in H , (ci) gives $|\Phi| \geq r - 2$ and $a \leq 2$. \square

3 Proof of Theorem 7

Choose an SE L -coloring f of G' so that (O1) $A = \tilde{\Lambda}(f)$ is maximum, and subject to this, (O2) $\hat{\Lambda}(f)$ has as many nonempty classes as possible.

- Lemma 10.** (i) If there is $\lambda \in \Lambda$ with $\tilde{\lambda} = \emptyset$ then there is $\lambda' \in \Lambda$ with $|\tilde{\lambda}'| = 1$.
(ii) If $|\Lambda| > a$ then every class in $\hat{\Lambda}$ is light.
(iii) If $|\Lambda| = a$ then there is at most one full class in $|\tilde{\Lambda}|$, and only when $a = 2$.

Proof. (i) Suppose $\lambda \in \Lambda$ with $\tilde{\lambda} = \emptyset$. Now there is $v \in V$ with $\lambda \in L(v)$, and v is movable to $\tilde{\lambda} = \emptyset$. By (2.2) and Lemma 8(ii), $v \in A$. Moving v to $\tilde{\lambda}$ contradicts (O2) unless $|\tilde{v}| = 1$.

By Lemma 9(cii), $a \leq 2$. Now $|A| \leq as - 1$. If $a = 1$ then there are no full classes. Else $a = 2$, and $|\Lambda| \geq 3$. Let $\tilde{\lambda}_1, \tilde{\lambda}_2, \tilde{\lambda}_3$ be the three largest classes in $\tilde{\Lambda}$, arranged in non-increasing order. Suppose $|\tilde{\lambda}_1| = s$. By (i), if $\tilde{\alpha}_3 = \emptyset$ then $|\tilde{\lambda}_2| = 1$; else $|\tilde{\lambda}_2| \leq 2s - 1 - |\tilde{\lambda}_1| - |\tilde{\lambda}_3| \leq s - 2$. Anyway $|\tilde{\lambda}_i| \leq |\tilde{\lambda}_2| \leq s - 2$ for all $i \geq 2$. As $\tilde{\lambda}_1$ is accessible, there is $v \in \tilde{\lambda}_1$ with v movable to some class of size at most $s - 2$. This contradicts (O1).

(iii) As $|A| \leq as - 1$ and $a \leq 2$, there are only enough vertices for one full class, and only when $a = 2$. \square

For $z \in A$ and $y \in B$, call y a *solo neighbor* of z if z blocks y , i.e., $f(z) \in L(y)$ and $N(y) \cap \tilde{z} = \{z\}$; call z a *solo vertex* if it has a solo neighbor, and additionally, if there is a full class in Λ , then it is \tilde{z} . Let S_z be the set of solo neighbors of z . Call $y \in S_z$ *useful* if $yy' \notin E$ for some $y' \in S_z - y$, and let S_z^* be the set of useful $y \in S_z$.

From an algorithmic point of view, Lemmas 11, 13 and 14 below provide methods for improving the SE L -coloring f . As we are assuming f is optimal, they are phrased negatively.

Lemma 11. *If z is a solo vertex then*

- (a) z is not movable to any class in $\tilde{\Lambda}$;
- (b) $\|z, A\| \geq |L(z) \cap \Lambda| - 1 \geq a - 1$;
- (c) $\|z, B\| \leq |L(z) \cap \Phi| + 1 \leq b + 1$; and
- (d) if $\|z, B\| = b + 1$ then $\Phi \subseteq L(z)$.

Proof. Suppose z movable to $\tilde{\lambda} \in \tilde{\Lambda}$ and $y \in S_z$. Obtain a new SE L -coloring f' by moving z to $\tilde{\lambda}$ and y to \tilde{z} . Now $\tilde{\lambda} + z$ is not overfull because z is solo, and so \tilde{z} is the only possibly full class in $\tilde{\Lambda}$. Also, since $\tilde{y} - y$ is now light, the number of full classes has not increased. By (O1), $\tilde{\lambda}(f')$ is full. Thus $a = 2$. By (O1) and the definition of Λ , $\Phi - f(y)$ is a sink, contradicting Lemma 9(ci). So (a) holds, and

$$\begin{aligned} \|z, A\| &\geq |(L(z) \cap \Lambda) - f(z)| \geq a - 1 \text{ and} \\ \|z, B\| &\leq r - |L(z) \cap \Lambda| + 1 = |L(z) \cap \Phi| + 1 \leq b + 1. \end{aligned}$$

Thus (b) and (c) hold. If $\|z, B\| = b + 1$, then $|L(z) \cap \Phi| = r - |L(z) \cap \Lambda| = b$, so $\Phi \subseteq L(z)$. \square

Lemma 12. *Let z be a solo vertex with $y \in S_z^*$ and $f(z) = \lambda$. If f' is an equitable L -coloring such that $\tilde{\gamma}(f') = \tilde{\gamma}$ for all $\gamma \in \Lambda - \lambda$ and $\tilde{\lambda}(f') = \tilde{\lambda} + y - z$ then $\tilde{\Lambda} + y - z \subseteq \tilde{\Lambda}(f')$.*

Proof. Since z is solo, every class other than \tilde{z} is light, and so accessible. If \tilde{z} is full then there is a witness $w \in \tilde{\lambda}$ with w movable to some light class. By Lemma 11(a), $w \neq z$. Thus $w \in \tilde{\lambda}(f')$, and so $\tilde{\lambda}(f')$ is accessible. \square

Lemma 13. *If z is a solo vertex, $y \in S_z^*$ and $f(y) \in L(z)$ then $\|z, \tilde{y}\| \geq 2$.*

Proof. Otherwise, $N(z) \cap \tilde{y} = \{y\}$. Obtain an SE L -coloring f' from f by moving z to \tilde{y} and y to \tilde{z} . By Lemma 12 $A \cup \tilde{y}' + y - z \subseteq \tilde{\Lambda}(f')$, where $y' \in S_z^*$ with $yy' \notin E$, contradicting (O1). \square

Lemma 14. *Suppose z is a solo vertex, $y \in S_z^*$ and z is movable to $\tilde{\beta} \in \widehat{\Phi}$. Then $f(y)$ is not reachable from β .*

Proof. Otherwise there is a $\beta, f(y)$ -path P in H . Obtain a new SE L -coloring f' by moving z to $\tilde{\beta}$, switching witnesses along P and moving y to \tilde{z} . By Lemma 12, $A + y - z \subseteq \tilde{\Lambda}(f')$. But y is nonadjacent to some $y' \in S_z^*$. So $\tilde{y}'(f') \subseteq \tilde{\Lambda}(f')$, contradicting (O1). \square

Call f *extreme* if there is a solo vertex z_0 and there are subsets $\Theta_0, \Upsilon, \Upsilon' \subseteq \Phi$ such that
(E1) if $y \in N(z_0) \cap B$ then $f(y) \in L(z)$;
(E2) $\emptyset \neq S_{z_0}^* \subseteq \tilde{\Upsilon}$ and $|S_{z_0}^* \cap \tilde{v}| = 2$ for all $v \in \Upsilon$;
(E3) $N(z_0) \cap B \setminus (S_{z_0}^* \cup \tilde{\Theta}_0) \subseteq \tilde{\Upsilon}'$ and $\|z_0, \tilde{\phi}\| \leq 1$ for all $\phi \in \Upsilon'$; and
(E4) $|\Theta_0| \leq 2$ and Υ is reachable from every $\phi \in \Phi \setminus \Theta_0$.

The following Lemma will be used to extend f to an SE L -coloring of G .

Lemma 15. *If f is extreme then G has an SE L -coloring.*

Proof. By Lemma 9(b), there are at least $r - d(p) \geq 3$ classes to which p can be moved. By (2.2), none of them are in $\widehat{\Lambda}$. By (E4), p can be moved to some class $\phi_1 \in \Phi \setminus \Theta_0$, and there is a ϕ_1, Υ -path $P = \phi_1 \dots \phi_h$; say $v := \phi_h$. For each $i \in [h - 1]$, let w_i witness $\phi_{i-1}\phi_i$, and put $w_0 := p$. By (E2), there are distinct y, y' with $\{y, y'\} = S_{z_0}^* \cap \tilde{v}$, see Figure 3.1. Put $\alpha := f(z_0)$.

First suppose $w_{h-1} \notin N(z_0)$. Obtain an L -coloring f' of G by moving p to ϕ_1 , switching witnesses along P , moving z_0 to $\tilde{v} + w_{h-1} - y$ and y to $\tilde{\alpha} - z_0$; here we use (E1). Using (E2), this preserves the size and independence of all classes, except that $z_0, y' \in \tilde{v}$ and $|\tilde{v}(f')| = |\tilde{v}| + 1$. Also, y' witnesses that $v\alpha$ is an edge in $H(f')$. By Lemma 12, $\tilde{\alpha}(f')$ is accessible. Let P be a path in $H(f')$ witnessing this. Switching witnesses along $v\alpha P$ yields an equitable coloring of G .

Otherwise $w_{h-1} \in N(z_0)$. By (E3), $N(z_0) \cap \widehat{\phi}_{h-1} = \{w_{h-1}\}$. Obtain a new L -coloring f' by putting z_0 in $\widehat{\phi}_{h-1} - w_{h-1}$, w_{h-1} in $\tilde{v} - y$ and y in $\tilde{\alpha} - z_0$; again we use (E1) to check that $\phi_{h-1} \in L(z_0)$. This operation preserves the size and independence of all color classes. Now $A + y - z_0 \subseteq A(f')$ by Lemma 12, and y' is movable to $\tilde{\alpha}(f')$. Thus $A \cup \tilde{v} + y - z_0 \subseteq A(f')$, contradicting (O1). \square

Finally, the last three lemmas of this section are used to show that G has a solo vertex with enough solo neighbors and useful solo neighbors to gainfully apply the previous lemmas on improving f .

Consider a function $\mu : \Phi \rightarrow [0, 1]$, and set $\mu(\Phi) = \sum_{\beta \in \Phi} \mu(\beta)$. Extend μ to $B = \tilde{\Phi}$ by $\mu(y) = \mu \circ f(y)$. Now, define a weight function $w : A \times B \rightarrow \mathbb{R}^+$ in terms of μ by

$$w(x, y) = \begin{cases} \frac{\mu(y)}{\|y, \tilde{x}\|}, & \text{if } f(x) \in L(y) \text{ and } xy \in E \\ 0, & \text{else} \end{cases}.$$

Finally, put $w(x) = \sum_{y \in B} w(x, y)$.

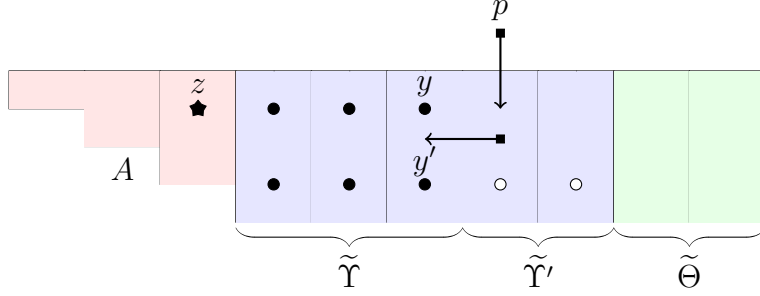


Figure 3.1: Circles depict neighbors of z ; solid circles depict useful solo neighbors.

Lemma 16. For every choice of $\mu : \Phi \rightarrow [0, 1]$ there is $z \in A$ with

$$w(z) = \sum_{y \in B} w(z, y) > \mu(\Phi). \quad (3.1)$$

Moreover, if L is plain then for all $\lambda \in \Lambda$ either there is $z \in \tilde{\lambda}$ satisfying (3.1) or both $\tilde{\lambda}$ is full and $w(z) = \mu(\Phi)$ for every $z \in \tilde{\lambda}$.

Proof. For each $y \in B$ with $f(y) =: \phi$,

$$\sum_{x \in A} w(x, y) = \sum_{\alpha \in L(y) \cap \Lambda} \sum_{x \in \tilde{\alpha}} w(x, y) = \sum_{\alpha \in L(y) \cap \Lambda} \sum_{x \in \tilde{\alpha} \cap N(y)} \frac{\mu(\phi)}{\|y, \tilde{\alpha}\|} = \sum_{\alpha \in L(y) \cap \Lambda} \mu(\phi) \geq a\mu(\phi).$$

Thus

$$\sum_{x \in A} \sum_{y \in B} w(x, y) = \sum_{y \in B} \sum_{x \in A} w(x, y) \geq \sum_{y \in B} a\mu(f(y)) = as\mu(\Phi).$$

As $|A| \leq as - 1$, there is $z \in A$ satisfying (3.1).

Finally, suppose L is plain and $\lambda \in \Lambda$. Now $\lambda \in L(y)$ for all $y \in V$. So for each $y \in B$,

$$\sum_{x \in \tilde{\lambda}} w(x, y) = \sum_{x \in \tilde{\lambda} \cap N(y)} \frac{\mu(f(y))}{\|y, \tilde{\lambda}\|} = \mu(\lambda).$$

Thus

$$\sum_{x \in \tilde{\lambda}} \sum_{y \in B} w(x, y) = \sum_{y \in B} \sum_{x \in \tilde{\lambda}} w(x, y) \geq \sum_{y \in B} \mu(f(y)) = s\mu(\Phi).$$

If $\tilde{\lambda}$ is light then $|\lambda| \leq s - 1$, so there is $z \in \tilde{\lambda}$ satisfying (3.1). Else $|\tilde{\lambda}| = s$. Then either there is $z \in \tilde{\lambda}$ satisfying (3.1) or both $\tilde{\lambda}$ is full and $w(z) = \mu(\phi)$ for every $z \in \tilde{\lambda}$. \square

Lemma 17. Suppose $\mu : \Phi \rightarrow \{1/2, 1\}$ with $\mu(\Phi) \geq b - g$, where $g \in \{0, 1/2\}$, and set

$$\Theta := \{\phi \in \Phi : \mu(\phi) = 1\}.$$

Then there is a solo vertex z . If $g = 0$ then (i) $|S_z| \geq b$, (ii) $\|z, B\| = b + 1$ and (iii) $\Phi \subseteq L(z)$; if $g = 1/2$ then (iv) $|S_z \cap \tilde{\Theta}| + \|z, B\| \geq 2b$ and (v) $b - 1 \leq |S_z \cap \tilde{\Theta}| \leq \|z, B\| \leq b + 1$.

Proof. Choose $z \in A$ so that $w(z)$ is maximum subject to the condition that if there is $\lambda \in \Lambda$ with $\tilde{\lambda}$ full then $z \in \tilde{\Lambda}$. By Lemma 16, $w(z) \geq \mu(\Phi)$ and if $w(z) = \mu(\Phi)$ then \tilde{z} is full and $w(x) = \mu(\Phi)$ for all $x \in \tilde{z}$. For any $x \in A$ and $y \in B$, $w(x, y) = 1$ if and only if $y \in S_x \cap \tilde{\Theta}$. Also if $w(x, y) \neq 1$ then $w(x, y) \leq 1/2$. Thus

$$w(z) \leq |S_z| + (\|z, B\| - |S_z|)/2. \quad (3.2)$$

As $w(x) \geq \mu(\Phi) \geq b-g$, and $\|z, B\| \leq b+1$ by Lemma 11(c), (3.2) yields $5 \leq b-1-2g \leq |S_z|$. Thus z is solo. Moreover, if $w(z) = \mu(\Phi)$ then \tilde{z} is full and every $x \in \tilde{z}$ is solo. But in this case, some $x \in \tilde{z}$ is movable to a class in $\hat{\Lambda}$, contradicting Lemma 11(a). Thus $w(z) > \mu(\Phi) = b-g$.

Suppose $g=0$. Then $\|z, B\| > b$, and so (ii) $\|z, B\| = b+1$. Now (3.2) yields (i) $|S_z| \geq b$, and by Lemma 11(d), (iii) $\Phi \subseteq L(z)$. Else $g=1/2$. Using $w(z) > b-1/2$, we have $b \leq \|z, B\| \leq b+1$. In the first case (iv) holds, and in the second case (v) holds. \square

Lemma 18. *If $z \in A$ and $|S_z| \geq 5$ then $|S_z^*| \geq |S_z| - 1$.*

Proof. Otherwise there are distinct $y, y' \in S_z$ that are not useful. Then $S \cup \{y, y', z\}$ induces a supergraph of $K_{3,3}$, contradicting Lemma 9(a). \square

Finishing the proof of Theorem 7

We will consider two cases. In each case, we will show that for some z_0, Θ_0 the string $(z_0, \Theta_0, \Upsilon, \Upsilon')$ witnesses that f is extreme, where

$$\Upsilon := \{\phi \in \Phi : \|z_0, \tilde{\phi} \cap S_{z_0}^*\| \geq 1\} \text{ and } \Upsilon' := \{\phi \in \Phi \setminus \Upsilon : \|z_0, \tilde{\phi}\| \geq 1\}.$$

Then by Lemma 15 G will have an SE L -coloring.

In both cases (z_0, Θ_0) will satisfy:

- (C1) Θ_0 is a sink with $|\Theta_0| \leq 2$,
- (C2) z_0 is a solo vertex with $|S_{z_0}| \geq 7$, and
- (C3) if z_0 is movable to $\tilde{\phi} \in \hat{\Phi}$ then $\phi \in \Theta_0$.

By (C3), (i) $\Phi \cap L(z_0) \subseteq \Theta_0 \cup \Upsilon \cup \Upsilon' \subseteq \Phi$. By Lemma 13, (ii) if $v \in \Upsilon$ then $2 \leq \|z_0, \tilde{v}\|$. Also (iii) if $v \in \Upsilon'$ then $1 \leq \|z_0, \tilde{v} \setminus S_{z_0}^*\|$. By Lemma 18, (iv) $|\Upsilon'| \leq \|z_0, B\| - |S_{z_0}^*| \leq \|z_0, B\| - |S_{z_0}| + 1$. Using Lemma 11(c) and combining (i), (ii) and (iii),

$$\begin{aligned} \|z_0, B\| - 1 - |\Theta_0| + |\Upsilon| &\leq |\Phi \cap L(z_0)| - |\Theta_0| + |\Upsilon| \\ &\leq 2|\Upsilon| + |\Upsilon'| \leq \sum_{v \in \Upsilon \cup \Upsilon'} \|z_0, \tilde{v}\| \leq \|z_0, B\|. \end{aligned} \quad (3.3)$$

Hence (v) $|\Upsilon| \leq |\Theta_0| + 1$. By (i), (iv) and (C1,2):

$$\begin{aligned} \|z_0, B\| - 1 &\leq |\Phi \cap L(z_0)| \leq |\Theta_0| + |\Upsilon| + |\Upsilon'| \leq 2 + 3 + \|z_0, B\| - |S_{z_0}| + 1 \\ 7 &\leq |S_{z_0}| \leq 7. \end{aligned} \quad (3.4)$$

Now equality holds throughout (3.4). So $|\Theta_0| = 2$ and $|\Upsilon| = 3$. Thus equality holds throughout (3.3). So (E2) and (E3) will hold. For (E4), consider $\phi \in \Phi \setminus \Theta_0$. By Lemma 14, $\Upsilon \cap \Theta_0 = \emptyset$. Set $\Psi' := \Theta_0 + \phi$ and $\Theta' := \text{cl}^+(\Psi')$. As Θ' is a sink with $|\Theta'| \geq 3$, Lemma 9(ci) implies $|\Theta'| \geq r - 2$. As $|\tilde{\Upsilon}| = 3$, there is $v \in \Upsilon \setminus \Theta_0$ that is reachable from Θ' . As Θ_0 is a sink, v is not reachable from Θ_0 . So v is reachable from ϕ .

Now it remains to choose (z_0, Θ_0) satisfying (C1–C3) and to check that (E1) holds for this choice. By Lemma 17, there is a solo vertex z with $|S_z| \geq b$, $\|z, B\| = b + 1$ and $\Phi \subseteq L(z)$. Let Ψ be the set of $\beta \in \Phi$ with z movable to $\tilde{\beta}$, and put $\Theta := \text{cl}^+(\Psi)$. By Lemma 9(ci), $|\Theta| \leq 2$ or $|\Theta| \geq r - 2$.

Case 1: $|\Theta| \leq 2$. Set $z_0 := z$ and $\Theta_0 := \Theta$. By the case, (C1) holds. As $|S_z| \geq b \geq 7$, (C2) holds. By the definition of Θ , (C3) holds. As $\Phi \subseteq L(z)$, (E1) holds.

Case 2: $|\Theta| \geq r - 2$. By Lemma 14, $S_z^* \subseteq B \setminus \tilde{\Theta}$, so $|\Phi \setminus \Theta| \geq 1$ and $s \geq 6$. Thus $|\Theta| = r - 2$, $|\Phi \setminus \Theta| = 1$, $b = r - 1$ and $a = 1$. Put $\Phi \setminus \Theta =: \{\gamma_0\}$, and set

$$\mu(\beta) := \begin{cases} 1, & \text{if } \beta \in \Theta \\ 1/2, & \text{if } \beta = \gamma_0 \end{cases}.$$

By Lemma 17(iv,v), there is a solo vertex z' with $w(z') > b - 1/2$ and

$$|S_{z'} \cap \Theta| + \|z', B\| \geq 2b \quad \text{and} \quad b - 1 \leq |S_{z'} \cap \Theta| \leq \|z', B\| \leq b + 1. \quad (3.5)$$

Put $\Psi' := \{\beta \in \Phi : z' \text{ movable to } \tilde{\beta}\}$ and $\Theta' := \text{cl}^+(\Psi')$. Now set $z_0 := z'$ and $\Theta_0 := \Theta'$. Clearly (C1–C3) hold.

We claim that $\gamma_0 \notin \Psi'$. Else move z' to $\tilde{\gamma}_0$ ($\tilde{\gamma}_0 + z'$ is overfull). As in the proof of Lemma 13, since $K_{3,3} \not\subseteq G$, there is at most one $y'_0 \in S_{z'}^* \cap \tilde{\Theta}$ with $\|y'_0, S_{z'}^*\| \geq |S_{z'}^*| - 1$. Thus there are $y' \in S_{z'}^* \cap \tilde{\Theta}$ and $y_1, y_2 \in S_{z'}^*$ with $y_1, y_2 \notin N(y')$. Move y' to $\tilde{z}' - z'$ ($\tilde{y}' - y'$ is light). Let $P = \beta_1 \dots \beta_k$ be a $\Psi, f(y')$ -path in H . Move z to β_1 and shift witnesses along P (now all classes in $\tilde{\Theta}$ are full). Finally, move y_1 to \tilde{z} ($\tilde{\gamma}_0 + z' - y_1$ is full). Since y_2 is movable to $\tilde{z} - z + y_1$ (even if $\tilde{z} = \tilde{z}'$), this yields a new SE L -coloring f' with $A \cup \tilde{\gamma}_0 - z \subseteq \tilde{\Lambda}(f')$, contradicting (O1).

As $\gamma_0 \notin \Psi'$, either $\gamma_0 \notin L(z')$ or $\|z', \tilde{\gamma}_0\| \geq 1$. If $\gamma_0 \notin L(z')$ then $|L(z') \cap \Phi| \leq b - 1$, so $\|z', B\| \leq b$ by Lemma 11(c). By (3.5), $|S_{z'} \cap \tilde{\Theta}| = b$, so $N(z') \cap B \subseteq \tilde{\Theta}$ and $|L(z') \cap \Phi| \geq b - 1$. Thus $L(z') \cap \Phi = \Theta$, and (E1) holds. Else there is $y \in N(z') \cap \tilde{\gamma}_0$. Since $w(z', y) \leq 1/2$ and $w(z') \geq b$, $\|z', B\| = b + 1$. Thus $\Phi \subseteq L(z')$, and (E1) holds.

We have shown that some sequence, $(z_0, \Theta_0, \Upsilon, \Upsilon')$, witnesses that f is extreme. By Lemma 15, G has an SE L -coloring, completing the proof of Theorem 7.

4 Concluding remarks

1. Our Theorem 4 establishes a statement implying the validity of both, Conjecture 1 and Conjecture 3, for planar graphs with maximum degree at least 9. This suggests that possibly the following is true.

Conjecture 19. *If G is an r -colorable graph with $\Delta(G) \leq r$ then either r is odd and $K_{r,r} \subseteq G$ or G is equitably r -choosable, and even SE r -choosable.*

It might be interesting to determine whether Conjecture 19 (and Conjecture 1) holds for all planar graphs. Also one could check whether Conjecture 19 holds in special cases (e.g. $r \leq 4$ or $r \geq n/4$) for which Conjecture 1 is known to be true.

2. Our Theorem 7 deals with class \mathcal{B} which topologically is much broader than the class of planar graphs. For example, for any graph H , the graph B_H obtained from H by subdividing each edge once is in \mathcal{B} . Therefore, every graph is a minor of a graph in \mathcal{B} . In particular, the acyclic chromatic number of graphs in \mathcal{B} can be arbitrarily large, while it is at most 5 for any planar graph.

So, proving Conjecture 19 for all graphs in \mathcal{B} would be more interesting than proving it merely for planar graphs.

Another way to extend results on equitable coloring of planar graphs is to consider graphs embeddable into other surfaces. For example, it was proved in [9] that for each $r \geq 9$ every graph G embeddable into torus or the Möbius strip with $\Delta(G) \leq r$ has an equitable r -coloring.

3. In [4], the following refinement of the Hajnal-Szemerédi Theorem was proved.

Theorem 20. *For any $r \geq 1$, if for every edge xy in a graph G , $d(x) + d(y) \geq 2r + 1$, then G has an equitable $r + 1$ coloring.*

It would be interesting to prove a list analogue of Theorem 20 for wide classes of graphs. Is this analogue true for planar graphs? For graphs in \mathcal{B} ?

4. Recall that one can extract from our proof of Theorem 7 a polynomial-time algorithm that produces for every graph $G \in \mathcal{B}$ with $\Delta(G) \leq r$ and every $(r + 1)$ -list L for G an equitable L -coloring of G . It is also known (see, e.g. [8]) that there is a polynomial-time algorithm for finding an equitable $(r + 1)$ -coloring of an arbitrary graph with maximum degree at most r . But we do not know a similar algorithmic analogue of Theorem 20.

References

- [1] B.-L. Chen, K.-W. Lih, and P.-L. Wu, Equitable coloring and the maximum degree, *Europ. J. Combin.* 15 (1994) 443–447.
- [2] P. Erdős, Problem 9. In: *Theory of Graphs and its Applications* (M. Fiedler, ed.), Czech. Academy of Sciences, Prague, 1964, p. 159.
- [3] A. Hajnal and E. Szemerédi, Proof of conjecture of Erdős, in: P. Erdős, A. Rényi, V.T. Sós (Eds.), *Combinatorial Theory and its Applications*, Vol. II, North-Holland, 1970, pp. 601–603.
- [4] H. A. Kierstead and A. V. Kostochka, Ore-type versions of Brooks’ theorem, *J. Combin. Theory Ser. B* 99 (2009), 298–305.
- [5] H.A. Kierstead, and A.V. Kostochka, Every 4-colorable graph with maximum degree 4 has an equitable 4-coloring. *J. Graph Theory*, 71 (2012) 31–48.

- [6] H.A. Kierstead and A.V. Kostochka, Equitable list coloring of graphs with bounded degree, *J. Graph Th.* 74 (2013), 309–334.
- [7] H.A. Kierstead and A.V. Kostochka, A refinement of a result of Corrádi and Hajnal, *Combinatorica* 35 (2015), 497–512.
- [8] H. A. Kierstead, A. V. Kostochka, M. Mydlarz, and E. Szemerédi, A fast algorithm for equitable coloring, *Combinatorica* 30 (2010), 217–224
- [9] A.V. Kostochka, D. Lin and Z. Xiang, Equitable coloring of planar graphs with maximum degree at least eight, submitted, arXiv 2305.12041.pdf.
- [10] A. V. Kostochka, M. Pelsmajer, and D. B. West, A list analogue of equitable coloring, *J Graph Th.* 44 (2003), 166–177.
- [11] Q. Li and Y. Bu, Equitable list coloring of planar graphs without 4- and 6-cycles, *Discrete Math.* 309 (2009) 280–287.
- [12] K.-W. Lih and P.-L. Wu, On equitable coloring of bipartite graphs, *Discrete Mathematics* 151 (1996) 155–160.
- [13] K. Nakprasit, Coloring and packing problems for d -degenerate graphs. Thesis (Ph.D.) — University of Illinois at Urbana-Champaign. 2004. 121 pp. ISBN: 978-0496-94630-3, ProQuest LLC.
- [14] K. Nakprasit, Equitable coloring of planar graphs with maximum degree at least nine, *Discrete Math.* 312(5)(2012) 1019–1024.
- [15] K. Nakprasit and K. Nakprasit, Equitable colorings of planar graphs without short cycles, *Theoretical Computer Science* 465 (2012) 21–27.
- [16] M. Pelsmajer, Equitable list-coloring for graphs of maximum degree 3, *J Graph Th.* 47 (2004), 1–8.
- [17] W.-F. Wang and K.-W. Lih, Equitable list coloring of graphs, *Taiwanese J Math* 8 (2004), 747–759.
- [18] Y. Zhang and H.-P. Yap, Equitable colourings of planar graphs, *J. Combin. Math. Combin. Comput.* 27 (1998) 97–105.
- [19] J. Zhu and Y. Bu, Equitable list colorings of planar graphs without short cycles, *Theoret. Comput. Sci.* 407 (2008) 21–28.