

# How heat propagates in liquid $^3\text{He}$

Kamran Behnia<sup>1</sup> and Kostya Trachenko<sup>2</sup>

<sup>1</sup>*Laboratoire de Physique et d'Étude des Matériaux  
(ESPCI - CNRS - Sorbonne Université), PSL Research University, 75005 Paris, France*

<sup>2</sup>*School of Physical and Chemical Sciences, Queen Mary University of London,  
Mile End Road, London E1 4NS, United Kingdom*

(Dated: January 8, 2024)

In Landau's Fermi liquid picture, transport is governed by scattering between quasi-particles. The normal liquid  $^3\text{He}$  conforms to this picture but only at very low temperature. Here, we observe that the deviation from the standard behavior is concomitant with the fermion-fermion scattering time falling below the Planckian time,  $\frac{\hbar}{k_B T}$ . We also observe that thermal diffusivity of this quantum liquid is bounded by a minimum set by fundamental physical constants, similarly to what was observed in classical liquids earlier. This points to collective excitations (a sound mode) as carriers of heat. We propose that this mode has a wavevector of  $2k_F$  and a mean free path equal to the de Broglie thermal length. This would provide an additional conducting channel with a  $T^{1/2}$  temperature dependence, matching what is observed by experiments. Within a margin of 10%, the experimental data from 0.007 K to 3 K can be accounted for if thermal conductivity is the sum of contributions from quasiparticles and sound:  $\kappa = \kappa_{qp} + \kappa_s$ ;  $\kappa_{qp} \propto T^{-1}$ ;  $\kappa_s \propto T^{1/2}$ .

The impact of Landau's Fermi liquid (FL) theory [1] in condensed matter physics of the twentieth century can not be exaggerated. Before its formulation, the success of Sondheimer's picture of electrons in metals as a degenerate Fermi gas was a mystery [2]. Even in a simple alkali metal such as Na, the Coulomb interaction between electrons is larger than the Fermi energy. Why wasn't this a problem for understanding the physics of metallic solids? Landau solved this mystery by proposing that a strongly interacting system of fermions can be mapped to an ideal system consisting of "quasi-particles" without interaction, or rather with an interaction weak enough to be considered as a perturbation [2, 3]. His theory was inspired by the less common isotope of helium, namely  $^3\text{He}$  [4], the first experimental platform for testing the theory. Decades later, the theory was also applied to strongly correlated metals, known as heavy-fermion systems [5].

Leggett, reviewing liquid  $^3\text{He}$  [6], writes that it is "historically the first strongly interacting system of fermions of which we have been able to obtain a semi-quantitative description in the low-temperature limit." He also adds that the theory "seems to agree quantitatively with experiment only for  $T \lesssim 100$  mK". Compared to the degeneracy temperature of non-interacting fermions of the system ( $\sim 5$  K), this is a very low temperature. The properties of the ground state (and its evolution with pressure) have been the subject of numerous theoretical papers [7–14]. In contrast, the breakdown of the Fermi liquid picture at very low temperatures, earlier noted by Emery [15] and Anderson [16], ceased to be widely debated afterwards.

Here, we begin by recalling that as low as  $T \approx 0.01$  K, the Fermi liquid picture does not hold and the Fermi temperature, with the mass normalization taken into account, is  $T_F \sim 2$  K. According to the most comprehensive set of data by Greywall [17], thermal conductivity,  $\kappa$ , deviates from the expected  $T^{-1}$  behavior and the extracted scattering time,  $\tau_\kappa$ , is no more  $\propto T^{-2}$  when

$\frac{T}{T_F} \approx 5 \times 10^{-3}$ . We show that this "non-Fermi-liquid" (NFL) regime emerges when the fermion-fermion scattering time becomes comparable or shorter than the Planckian time [18, 19], the time scale often invoked in the context of "strange" metallicity [20]. Remarkably, in this regime, the thermal diffusivity,  $D_{th}$ , of quantum liquid  $^3\text{He}$  matches the minimum empirically observed [21] and theoretically justified [22, 23] in classical liquids. This implies that collective excitations play a role in heat transport comparable to the role played by phonons in classical liquids. We find that the magnitude and the temperature dependence of the thermal conductivity can be accounted for if heat is carried by a phonon-like zero sound mode with a  $2k_F$  wave-vector and an evanescence set by the thermal thickness of the Fermi surface in the momentum space [24]. This phononic mechanism of heat propagation is distinguished from all those previously identified in solids and liquids, either classical or quantum. On the other hand, when the temperature becomes of the order of the Fermi temperature, its expression becomes another version of the Bridgman formula [25] for classical liquids.

Fig. 1 reproduces figures reported by Greywall, who performed the most extensive study of thermal transport in normal liquid  $^3\text{He}$  [17]. Samples with different molar volumes correspond to different pressures in the  $T = 0$  limit. As seen in Fig. 1a, thermal conductivity,  $\kappa$ , at low temperature is inversely proportional to temperature, as expected in the FL picture. But the temperature window for this behavior, already narrow at zero pressure, shrinks with increasing pressure. By the melting pressure, the FL regime has almost vanished. The breakdown is even more visible in Fig. 1b. It shows the temperature dependence of the inverse of  $\tau_\kappa T^2$ , the scattering time extracted from thermal conductivity multiplied by the square of temperature, which should be constant in the Fermi liquid picture. A deviation is visible even at 8 mK and shoots up with increasing pressure.

The deviation from the Fermi liquid behavior was usu-

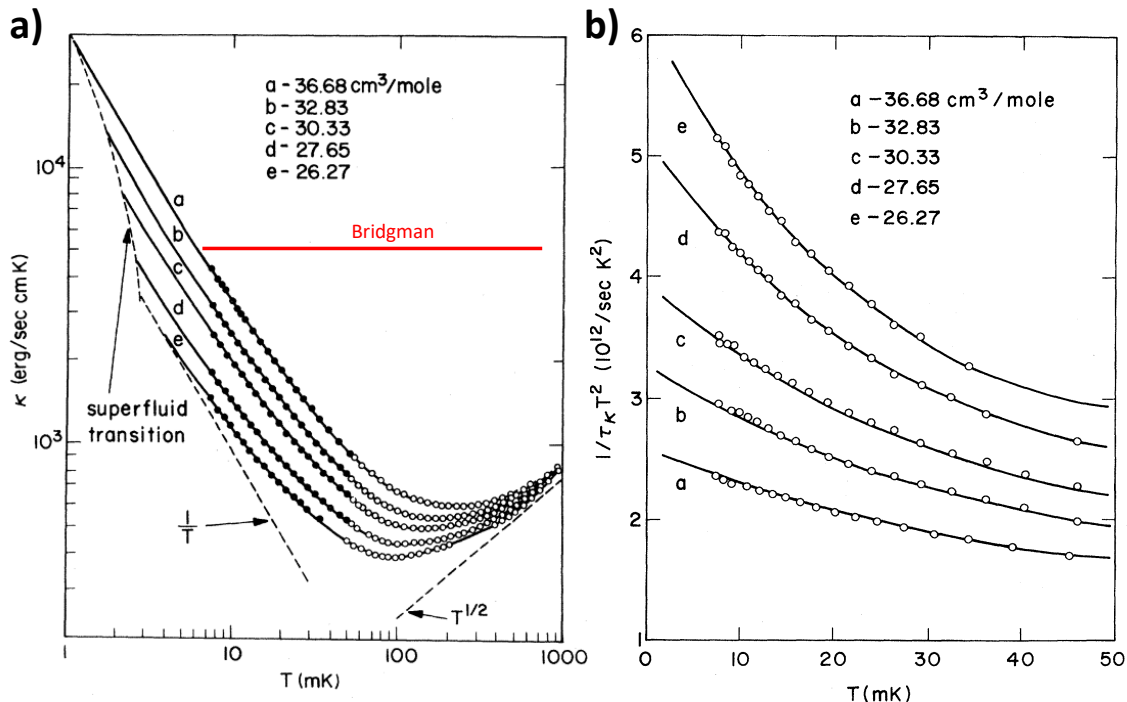


FIG. 1. **The narrow validity of the Fermi liquid picture of the thermal conductivity in  $^3\text{He}$ :** a) Thermal conductivity,  $\kappa$  as a function of temperature. b) The scattering time  $\tau_\kappa$  extracted from the same data and specific heat, times the square of temperature,  $T^2$ . Contrary to what is expected in the standard Fermi liquid theory,  $\tau_\kappa T^2$  is never constant. The figures are from Ref. [17]. The horizontal red solid line in panel (a) represents what is expected for a classical liquid according to Bridgman's formula. Reproduced with the permission from the American Physical Society.

ally attributed to spin fluctuations (see for example [9]). While such a correction is expected at very low temperature, it is hard to see how they can play a role in our temperature of interest given the small amplitude of the exchange energy. (See the section 1 in the Supplement for details).

In Fig. 2a, we compare the temperature dependence of  $\tau_\kappa$  according to Greywall's data (Fig. 1b)) with the Planckian time,  $\tau_P = \frac{\hbar}{k_B T}$  [18, 19]. One can see that, at zero pressure,  $\tau_\kappa$  becomes of the order of  $\tau_P$  at  $T \approx 0.1$  K. At 3 MPa, near the melting pressure,  $\tau_\kappa$  falls below  $\tau_P$  at  $\approx 0.043$  K. As seen in Fig. 2b, which reproduces the phase diagram of  $^3\text{He}$  [4, 10, 14], the crossover between the FL and the NFL regions of the phase diagram is concomitant with the passage from  $\tau_\kappa \gg \tau_P$  to  $\tau_\kappa \lesssim \tau_P$ . The possibility of a Planckian bound on dissipation is a subject hotly debated in condensed matter physics [18].

An important clue is provided by the temperature dependence of thermal diffusivity,  $D_{th}$ , obtained from  $\kappa$  [17] and specific heat [26]. As seen in Fig. 3a, it shows a minimum, both at zero pressure and at 3 MPa.

In all classical fluids, thermal diffusivity goes through a minimum at the intersection between a liquid-like regime, where it decreases with temperature and a gas-like regime where it increases with temperature [21, 27]. We illustrate this in Fig. 3b, which shows the temperature depen-

dence of  $D_{th}$  in two fluids with slightly different atomic or molecular masses, namely  $\text{H}_2$  and  $^4\text{He}$  [27]. In all three cases, there is a minimum of thermal diffusivity, consistent with other classical liquids [21, 27] (See section 2 in the Supplement for more details). Although the minima are seen at different temperatures, the minimum  $D_{th}$  has a similar amplitude: Expressed in  $\text{mm}^2\text{s}^{-1}$ ,  $D_{min}$ , is 0.063 in  $^3\text{He}$ ,  $\sim 0.049$  in  $^4\text{He}$  and  $\sim 0.065$  in  $\text{H}_2$ . As discussed in the Supplement, this minimum is set by fundamental physical constants.

The closeness of the minima in  $^3\text{He}$  and other classical liquids suggests an important role played by phonon-like collective excitations of  $^3\text{He}$  in heat transport as they do in classical liquids considered earlier [21]. Indeed, diffusion at high temperature is driven by the random walk of the particles. Cooling lowers the diffusion constant by decreasing the velocity and the mean free path close to interatomic separation. Below a given temperature, collective excitations (e.g., sound) begin to operate. In a quantum liquid, this process occurs along the opposite direction: the diffusion constant is dominated by quasiparticles at low temperature. With warming, the mean path decreases and approaches its minimal value as in classical liquids [21], as is seen in Fig. 3a. When thermal conductivity due to quasiparticles becomes small, the other remaining mechanism becomes important, namely

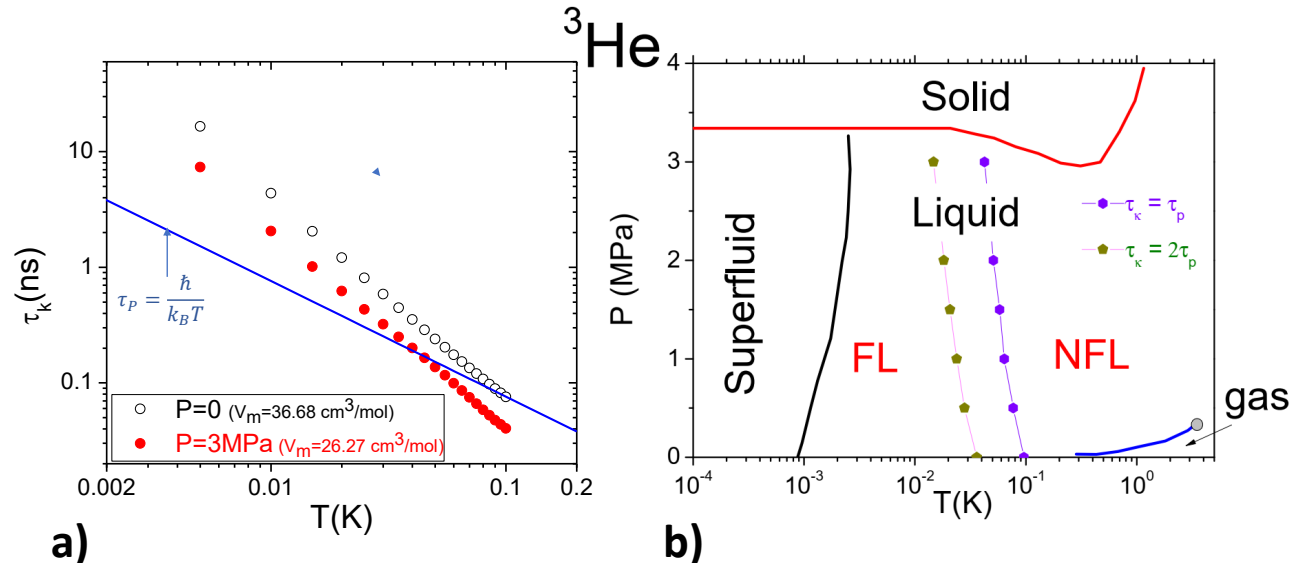


FIG. 2. **Scattering time, Planckian bound and the FL-NFL cross-over:** a) Fermion-fermion scattering time,  $\tau_\kappa$  as a function of temperature for two molar volumes [17]. The blue solid line represents the Planckian time:  $\tau_P = \frac{\hbar}{k_B T}$ . Note that  $\tau_\kappa$  tends to fall below  $\tau_P$  at sufficiently high temperature. b) The phase diagram of  $^3\text{He}$  [10] and the fuzzy border between the Fermi liquid (FL) and the non-Fermi liquid (NFL) regimes. Also shown are temperatures below which  $\tau_\kappa > \tau_P$  or  $\tau_\kappa > 2\tau_P$ .

conductivity due to collective excitations, sound. Using Landau’s own words, “sonic excitations in the gas of quasi-particles (phonons of the “zeroth sound”)” [28], are to become the main carriers of heat above this minimum.

A collision time shorter than the Planckian time means that the frequency of thermally excited zero sound (which increases linearly with temperature ( $\omega_{zs} = \frac{k_B T}{\hbar}$ )) becomes smaller than the scattering rate (which increases quadratically with temperature). This inequality ( $\omega_{zs} \tau_\kappa < 1$ ) means that the thermally excited zero sound is in the hydrodynamic limit, where the distinction between zero sound and first sound fades away [3]. In liquid  $^3\text{He}$ , this occurs at a remarkably low temperature, because  $\tau_\kappa T^2 \ll \frac{\hbar E_F}{k_B^2}$  [29] (see section 3 in the Supplement).

As seen in Fig. 1a, Greywall observed that above 0.5 K,  $\kappa \propto T^{1/2}$ . Fig. 4a shows the temperature dependence of  $\kappa/T$  in normal liquid  $^3\text{He}$ . It includes Greywall’s data at  $T < 1$  K [17], measured at constant molar volume of  $36.68 \text{ cm}^3/\text{mol}$  (corresponding to zero pressure in the low temperature limit) and the data reported by Murphy and Meyer [30], measured at saturating vapor pressure (SVP) above 1.2 K (Fig. 4a). Despite the imperfect agreement (unsurprising given the change in the molar volume at SVP), one can see that Murphy and Meyer [30] roughly confirm Greywall’s observation about the asymptotic tendency of thermal conductivity:  $\kappa \propto T^{1/2}$ . This temperature dependence is distinct from what is known to occur in different regimes of phonon thermal conduc-

tivity in crystals and glasses (see Table I) and also from the Bridgman formula ( $\kappa_B = r k_B n^{2/3} v_s$ ) [25, 31–33] for classical liquids, which does not contain any temperature dependence.

To find the source of the temperature dependence of thermal conductivity, let us turn to Landauer’s picture of conduction as transmission [43]. When heat is transmitted by a wave, thermal conductivity becomes [24, 44, 45]:

$$\frac{\kappa}{T} = \frac{\pi^2 k_B^2}{3 \hbar} \mathcal{T} \quad (1)$$

Here,  $\frac{\pi^2 k_B^2}{3 \hbar}$  is the quantum of thermal conductance [46]. The transmission coefficient  $\mathcal{T}$  is set by the number of carrier modes and their mean free path. Its units depends on dimensions (meters in 1D, dimensionless in 2D and meters $^{-1}$  in 3D).

In three dimensions, with a spherical Fermi surface of radius  $k_F$ , there are  $\frac{8\pi}{3\lambda_F^3}$  conducting modes and with mean-free-path set by fermion-fermion scattering,  $\ell_{ff}$ , the thermal conductivity becomes :

$$\frac{\kappa}{T}|_{qp} = \frac{2\pi}{9} \frac{k_B^2}{\hbar} k_F^2 \ell_{ff} \quad (2)$$

At very low temperature, the response to temperature gradient is dominated by quasi-particles (Fig. 4b). These are plane waves within a thermal window of the Fermi level which can carry heat.  $\kappa/T$  decreases quadratically

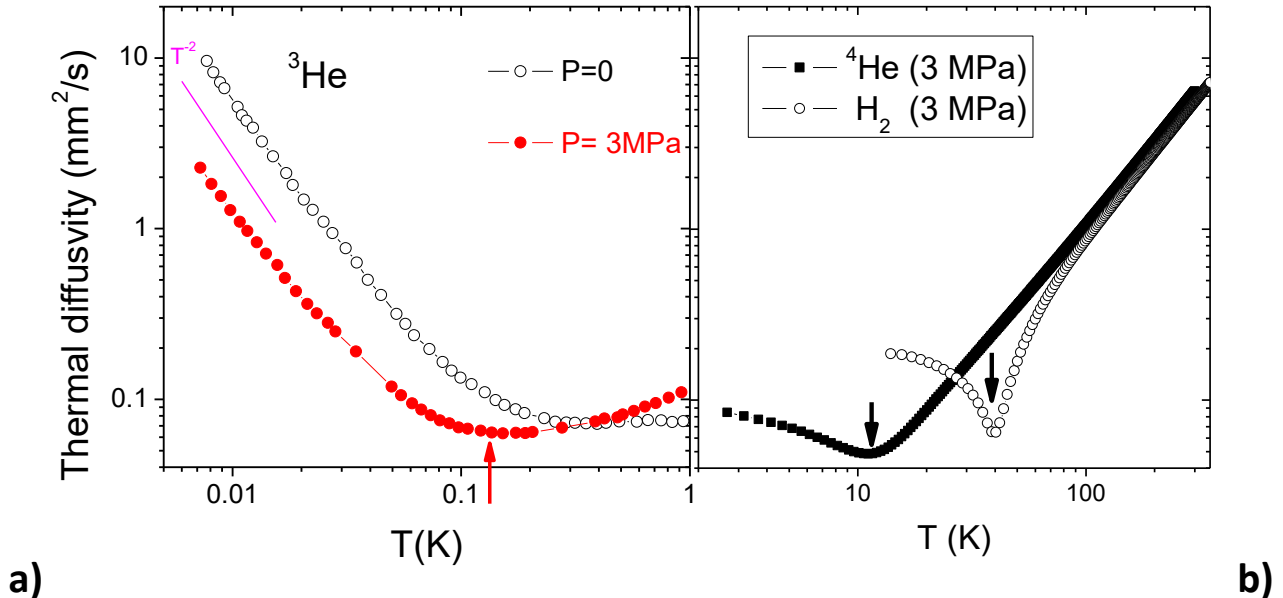


FIG. 3. **Bounds to thermal diffusivity:** a) Thermal diffusivity,  $D_{th} = \kappa/C$ , of  $^3\text{He}$ , as a function of temperature. The Fermi liquid regime ( $\propto T^{-2}$ ) is restricted to low temperatures. It is followed by a saturation and a minimum. b) Thermal diffusivity as a function of temperature in two classical fluids ( $\text{H}_2$  and  $^4\text{He}$  in the classical regime). In all three cases,  $D_{th}$  has close values at the minimum, shown by the arrows.

| System                        | Sonic heat carriers   | Temperature dependence   | Mechanism                       | reference    |
|-------------------------------|-----------------------|--------------------------|---------------------------------|--------------|
| Crystal ( $T \rightarrow 0$ ) | small- $q$ phonons    | $\kappa \propto T^3$     | Boundary scattering             | [34, 35]     |
| Crystal ( $T \sim T_D$ )      | large- $q$ phonons    | $\kappa \propto T^{-1}$  | Umklapp scattering              | [34, 36, 37] |
| Glass ( $T \rightarrow 0$ )   | “diffusons”           | $\kappa \propto T^{-2}$  | Rayleigh scattering             | [38–40]      |
| Glass (high T)                | “propagons”           | $\kappa \propto T^0$     | Minimum mean free path          | [40–42]      |
| Classical liquid              | large- $q$ phonons    | $\kappa \propto T^0$     | Minimum mean free path          | [25]         |
| Quantum liquid $^3\text{He}$  | $q \sim 2k_F$ phonons | $\kappa \propto T^{1/2}$ | Fermi surface thermal fuzziness | This work    |

TABLE I. **Different cases of phonon thermal conductivity:** Comparison between the present case of heat propagation by collective excitations with other and better-understood regimes of phonon thermal conductivity.

with temperature, due to the temperature dependence of the mean free path of quasi-particles,  $\ell_{qp}$ .

In order to identify the collective transport mode leading to the  $T^{1/2}$  temperature dependence dominant above 0.5 K, let us compare it with two other cases. In crystals, the cubic temperature dependence of phonons at low temperature reflects the temperature dependence of the volume of the Debye sphere when the mean-free-path is saturated to a constant a value. In glasses, the asymptotic low temperature dependence of thermal conductivity by “propagons” is close to quadratic. The slower temperature dependence  $\kappa$  is due to an increase in mean-free-path with cooling. In both cases, the presence of long wavelength carriers leads to a superlinear exponent (between 2 and 3) in the temperature dependence. Our case

requires a scenario circumventing the cubic temperature dependence of a Debye sphere.

A collective transmission by the whole Fermi surface will meet this requirement. This would be a sound mode with a wave-vector fixed at twice the Fermi radius (Fig. 4c). There are two reasons for distinguishing  $2k_F$  as a wavevector. The first is theoretical. The Lindhard function, which quantifies the susceptibility of a fermionic gas to an external perturbation has a singularity at  $q = 2k_F$  [35]. The second is experimental. Inelastic X-ray scattering experiments [47, 48] find that the dispersion of zero sound has a pronounced anomaly near  $q = 2k_F$  (see section 4 in the Supplement).

The Landauer transmission rate of such a heat-carrying mode depends on its mean free path. The wave

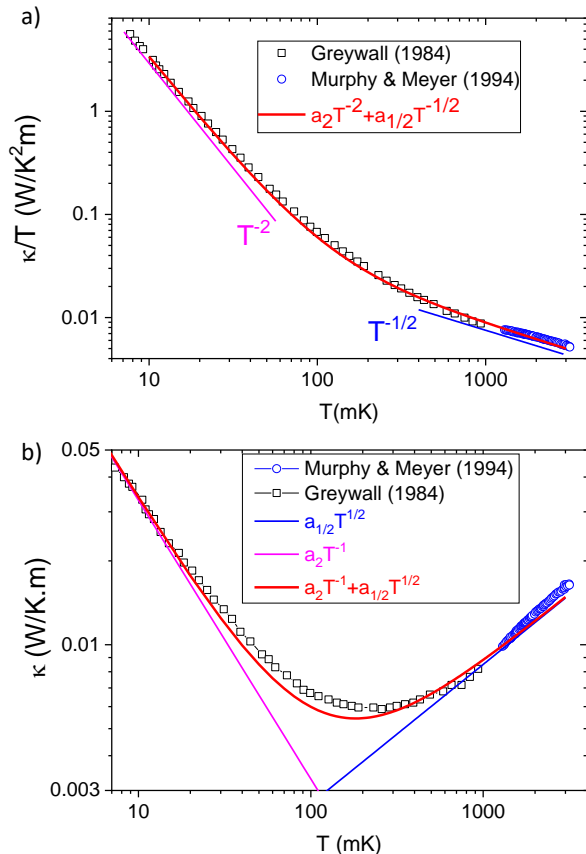


FIG. 4. **Experimental data and our model.** a) Thermal conductivity divided by temperature as reported by Greywall [17] (at zero pressure) and by Murphy and Meyer [30] (at saturated vapor pressure). At very low temperatures ( $T \sim 0.01$  K) in the Fermi liquid regime,  $\kappa/T \propto T^{-2}$  (purple line). Above 0.5 K,  $\kappa/T \propto T^{-1/2}$ . The blue line represents what is expected by Eq. (4), using the effective mass and the carrier density of  ${}^3\text{He}$ . The red solid line represents a fit to the experimental data in the whole temperature range assuming that  $\kappa/T$  consists of the sum of  $T^{-1/2}$  (sound transmission) and  $T^{-2}$  term (quasi-particle transmission) terms. b) Same data plotted for  $\kappa(T)$ . The maximum discrepancy between data and theory is about 10%. Also shown are the two components of the total  $\kappa(T)$ .

is attenuated by the thermal fuzziness of the Fermi surface in the momentum space, which is set by the inverse of the de Broglie thermal length [24]. Therefore, we can take the mean free path to be  $\Lambda = \frac{h}{\sqrt{2\pi m^* k_B T}}$ , ( $m^*$  is the effective mass). The number of involved states is identical to the one used to quantify the quasi-particle contribution. Replacing  $\mathcal{T}$  in Eq. (1) then gives:

$$\frac{\kappa}{T}|_s = \frac{2\pi}{9} \frac{k_B^2}{h} k_F^2 \Lambda \quad (3)$$

Substituting  $\Lambda$  by its explicit value and the Fermi wave-vector with the particle density (with  $n = \frac{k_F^3}{3\pi^2}$ )

leads to:

$$\kappa_s \simeq r k_B n^{2/3} \sqrt{\frac{2k_B T}{m^*}} \quad (4)$$

Here  $r = \frac{\pi^{11/6}}{3^{4/3}} \approx 1.88$ .

Equation (4) has two parameters, the particle density,  $n$ , and the effective mass,  $m^*$ . In Fig. 4a, it is plotted using the effective mass ( $m^* = 2.7 m_3$  [26] =  $1.35 \times 10^{-26}$  kg) and the zero-pressure carrier density ( $n = 1.64 \times 10^{28}$  m $^{-3}$ , corresponding to a molar volume of 36.68 cm $^3$ /mol [17]) of normal liquid  ${}^3\text{He}$ . At 1 (2) K, the experimentally measured thermal conductivity is 11 (20) percent larger what is expected from equation (4).

If there is an additional conduction channel by sound then, the narrow validity of the standard Fermi liquid approach, finds an explanation too. As the red line in Fig. 4a shows, at any arbitrary temperature between 0.01 K and 3 K, the experimentally measured  $\kappa/T$  can be described by a sum of  $T^{-2}$  and  $T^{-1/2}$  terms. Fig. 4b shows the same data in a plot of  $\kappa(T)$ . One can see that in the whole temperature range, the total thermal conductivity can be expressed as a sum of two terms:

$$\kappa(T) = \kappa_{qp} + \kappa_s \quad (5)$$

where  $\kappa_{qp} \propto T^{-1}$  is given by Eq. 2 and  $\kappa_s \propto T^{1/2}$  is given by Eq. (3) (or equivalently by Eq. (4)).

Given the simplicity of the picture drawn above, this is a surprisingly good agreement. Let us recall that the in the case of the S.V.P. data by Murphy and Meyer [30], particle density is not constant and decreases with warming. Moreover, the effective mass also changes with temperature. Finally, not only our simple model neglects any change in density and mass, it also does not take in to account a finite coupling between the two carriers of heat (particles and sound). Nevertheless, the quantitative difference between the expected and the measured thermal conductivity does not exceed 10 percent.

Eq. (4) has a striking resemblance to the Bridgman formula for classical liquids [25, 31–33] (see section 5 in the Supplement), with the speed of sound replaced by a group velocity of  $\sqrt{\frac{2k_B T}{m}}$ . This can be accounted for by noticing that the time scale for randomness in a quantum liquid is set by the ratio of the Fermi velocity to the de Broglie thermal length (and not by the ratio of the sound velocity to the inter-particle distance, as in a classical liquid or a glass). Interestingly, the two equations become similar at the classical/quantum boundary, that is when the de Broglie thermal length becomes equal to the Fermi wavelength (see the Supplement).

Fig. 5 summarizes our main message and presents an attempt in understanding the underlying mechanism. It appears that there are two modes of conduction a Fermi liquid. The first (Fig. 5a) has been understood for decades and is based on frequent collisions between

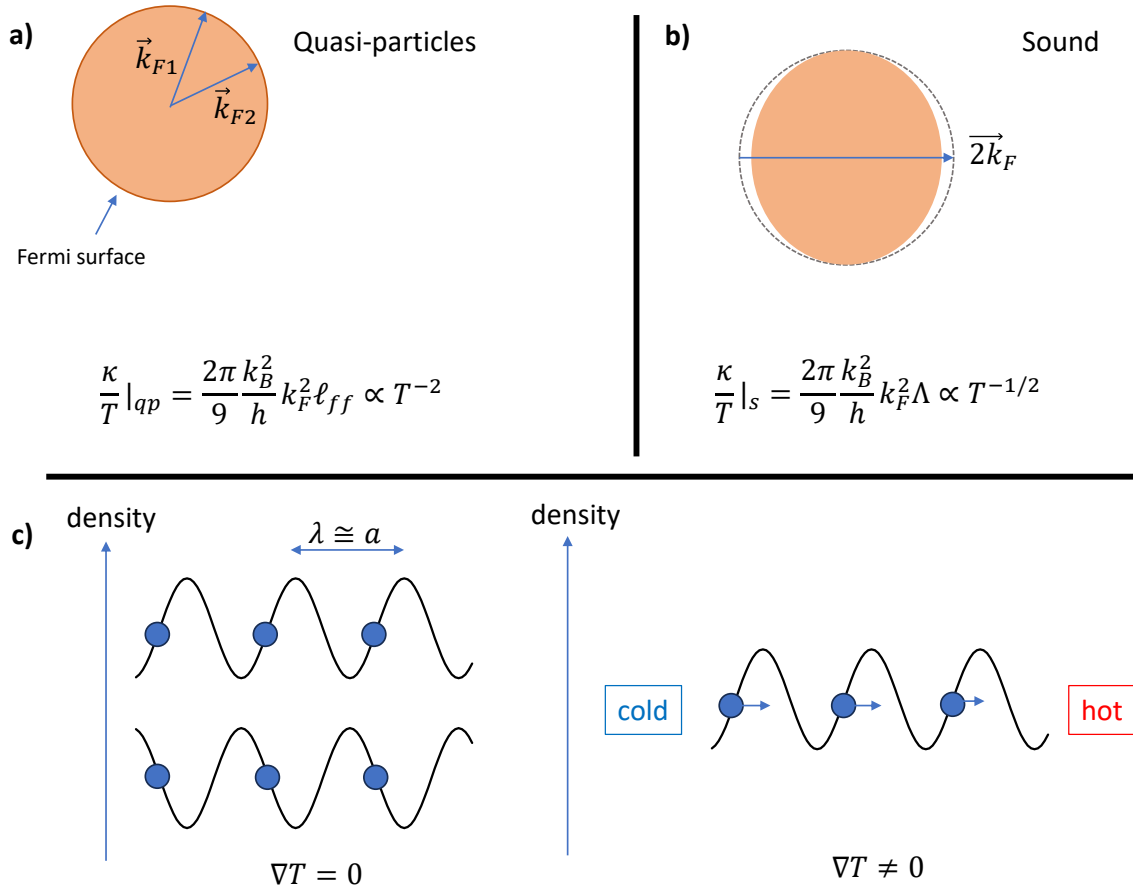


FIG. 5. **Two channels for the conduction of heat:** a) Transmission by quasi-particles is dominant at low temperatures. Collisions in momentum space between quasi-particles lead to a  $\propto T^{-2}$  transmission. b) Transmission by collective response of the Fermi surface. The amplitude of transmission, set by the square of the Fermi radius and the de Broglie thermal wavelength, the thermal thickness of the Fermi surface, is  $\propto T^{-1/2}$ . c) The sound with a  $2k_F$  wavevector has a wavelength of the order of the interatomic distance. A thermal gradient will cancel the equivalency between two modes with a  $\pi/2$  phase shift.

| $a_2$ ( $10^{-4} \text{W} \cdot \text{m}^{-1}$ ) | $a_{1/2}$ ( $10^{-2} \text{W} \cdot \text{m}^{-1} \cdot \text{K}^{-3/2}$ ) | Reference  |
|--|--|--|
| 3.3  | 8.5  | This work (Fit in Fig. 4)                                      |
| –  | 7.6  | This work (Eq. 4: $m^* = 2.7m_3$ & $n = 1.63 \times 10^{22}$ ) |
| 2.9  | –  | Ref. [17] (experiment)   |
| 3.5  | –  | Ref. [49] (experiment)   |
| 3.3-5.4  | –  | Ref. [9] (theory)  |
| 5  | –  | Ref. [8] (theory)  |

TABLE II. **Numerical amplitudes of  $a_2$  and  $a_{1/2}$ :** The parameters of the fit to  $a_2 T^{-2} + a_{1/2} T^{-1/2}$  plotted in Fig. 4. Also listed are  $a_{1/2}$  according to Eq. (4) (with no adjustable parameter) and previous experimental and theoretical reports on the magnitude of the prefactor of the quasi-particle contribution,  $a_2 \equiv \kappa T$ .

quasi-particles. The second, identified here, is related to the breathing of the whole Fermi surface (Fig. 5b). Interestingly, the two channels differ only by their respective relevant length scale, the distance between two successive collisions and the thermal de Broglie length.

In the real space, this collective mode is presumably a visco-elastic [4, 50] phonon with the shortest possible

wavelength. As seen in Fig. 5c, the wavelength of the sound in question is almost identical to interatomic distance. Such a wave can be generated either by a leftward or rightward shift of all atoms and a thermal gradient lifts this degeneracy. A rigorous treatment of the fundamental reason behind the success of this simple approach is worth further exploration

Arguably, normal liquid  $^3\text{He}$  is the cleanest and the simplest known Fermi liquid. If collective excitations play such a central role in its transport properties across such a wide temperature range, what about other strongly interacting systems of fermions residing beyond the Landau's paradigm [51]? We leave this question to future studies.

**Acknowledgements** K. B. is supported by the Agence Nationale de la Recherche and was supported in part by the National Science Foundation under Grant No. NSF PHY11-25915. K. T. is grateful to EPSRC for support.

**Data availability** The data supporting the findings of this study are taken from ref.[17, 30] and open to public scrutiny.

- 
- [1] L. Landau, The theory of a Fermi liquid, *Soviet Journal of Experimental and Theoretical Physics* **3**, 921 (1957).
- [2] G. Giuliani and V. Giovanni, *Quantum Theory of the Electron Liquid* (Cambridge University Press, 2008).
- [3] P. Nozieres and D. Pines, *Theory of Quantum Liquids*, Advanced Books Classics (Avalon Publishing, 1999).
- [4] E. R. Dobbs, *Helium Three* (Oxford University Press, 2000).
- [5] C. H. Hewson, *The Kondo problem to heavy fermions* (Cambridge University Press, 1993).
- [6] A. J. Leggett, Liquid  $^3\text{He}$ : a strongly correlated but well understood Fermi liquid, *Reports on Progress in Physics* **79**, 054501 (2016).
- [7] A. A. Abrikosov and I. M. Khalatnikov, The theory of a Fermi liquid (the properties of liquid  $^3\text{He}$  at low temperatures), *Reports on Progress in Physics* **22**, 329 (1959).
- [8] G. A. Brooker and J. Sykes, Transport properties of a Fermi liquid, *Physical Review Letters* **21**, 279 (1968).
- [9] K. S. Dy and C. J. Pethick, Transport coefficients of a normal Fermi liquid: Application to liquid  $\text{He}^3$ , *Phys. Rev.* **185**, 373 (1969).
- [10] P. Wolfle, Low-temperature properties of liquid  $^3\text{He}$ , *Reports on Progress in Physics* **42**, 269 (1979).
- [11] D. Vollhardt, Normal  $^3\text{He}$ : an almost localized Fermi liquid, *Rev. Mod. Phys.* **56**, 99 (1984).
- [12] C. J. Calkoen and C. G. van Weert, Thermal conductivity of normal liquid  $^3\text{He}$  at finite temperatures, *Journal of Low Temperature Physics* **64**, 429 (1986).
- [13] D. Vollhardt, P. Wölfle, and P. W. Anderson, Gutzwiller-hubbard lattice-gas model with variable density: Application to normal liquid  $^3\text{He}$ , *Phys. Rev. B* **35**, 6703 (1987).
- [14] D. Vollhardt and P. Wolfle, *The superfluid phases of helium 3* (CRC Press, 1990).
- [15] V. Emery, Theories of liquid helium three, *Annals of Physics* **28**, 1 (1964).
- [16] P. W. Anderson, Does fermi liquid theory apply to  $\text{He}^{3?}$ , *Physics Physique Fizika* **2**, 1 (1965).
- [17] D. S. Greywall, Thermal conductivity of normal liquid  $^3\text{He}$ , *Physical Review B* **29**, 4933 (1984).
- [18] S. A. Hartnoll and A. P. Mackenzie, Colloquium: Planckian dissipation in metals, *Rev. Mod. Phys.* **94**, 041002 (2022).
- [19] J. A. N. Bruin, H. Sakai, R. S. Perry, and A. P. Mackenzie, Similarity of scattering rates in metals showing T-linear resistivity, *Science* **339**, 804 (2013).
- [20] P. W. Phillips, N. E. Hussey, and P. Abbamonte, Stranger than metals, *Science* **377**, eabh4273 (2022).
- [21] K. Trachenko, M. Baggioli, K. Behnia, and V. V. Brazhkin, Universal lower bounds on energy and momentum diffusion in liquids, *Phys. Rev. B* **103**, 014311 (2021).
- [22] K. Trachenko and V. V. Brazhkin, Minimal quantum viscosity from fundamental physical constants, *Science Advances* **6**, eaba3747 (2020).
- [23] K. Trachenko, Properties of condensed matter from fundamental physical constants, *Advances in Physics* **70**, 469 (2023).
- [24] K. Behnia, *Fundamentals of Thermoelectricity* (Oxford University Press, 2015).
- [25] P. W. Bridgman, The thermal conductivity of liquids under pressure, *Proceedings of the American Academy of Arts and Sciences* **59**, 141 (1923).
- [26] D. S. Greywall, Specific heat of normal liquid  $^3\text{He}$ , *Physical Review B* **27**, 2747 (1983).
- [27] NIST, National Institute of Standards and Technology database, <https://webbook.nist.gov/chemistry/fluid> (2023).
- [28] L. Landau, On the theory of a Fermi liquid, *Soviet Journal of Experimental and Theoretical Physics* **8**, 70 (1959).
- [29] K. Behnia, On the dynamic distinguishability of nodal quasi-particles in overdoped cuprates, *SciPost Phys.* **12**, 200 (2022).
- [30] D. Murphy and H. Meyer, The thermal conductivity of and convective onset in liquid  $^3\text{He}$  at saturated vapor pressure above 1.3 K, *Journal of Low Temperature Physics* **97**, 509 (1994).
- [31] R. Bird, W. Stewart, and E. Lightfoot, *Transport Phenomena* (J. Wiley, 2002).
- [32] A. Z. Zhao, M. C. Wingert, R. Chen, and J. E. Garay, Phonon gas model for thermal conductivity of dense, strongly interacting liquids, *Journal of Applied Physics* **129**, 235101 (2021).
- [33] Q. Xi, J. Zhong, J. He, X. Xu, T. Nakayama, Y. Wang, J. Liu, J. Zhou, and B. Li, A ubiquitous thermal conductivity formula for liquids, polymer glass, and amorphous solids\*, *Chinese Physics Letters* **37**, 104401 (2020).
- [34] R. Berman, *Thermal conduction in solids* (Clarendon Press, 1976).
- [35] N. Ashcroft and N. Mermin, *Solid State Physics* (Cengage Learning, 2011).
- [36] K. Behnia and A. Kapitulnik, A lower bound to the thermal diffusivity of insulators, *Journal of Physics: Condensed Matter* **31**, 405702 (2019).
- [37] C. H. Mousatov and S. A. Hartnoll, On the planckian bound for heat diffusion in insulators, *Nature Physics* **16**, 579 (2020).
- [38] R. C. Zeller and R. O. Pohl, Thermal conductivity and specific heat of noncrystalline solids, *Phys. Rev. B* **4**, 2029 (1971).
- [39] P. B. Allen and J. L. Feldman, Thermal conductivity of glasses: Theory and application to amorphous si, *Phys.*

- Rev. Lett. **62**, 645 (1989).
- [40] P. B. Allen, J. L. Feldman, J. Fabian, and F. Wooten, Diffusons, locons and propagons: Character of atomic vibrations in amorphous Si, *Philosophical Magazine B* **79**, 1715 (1999).
- [41] D. G. Cahill, S. K. Watson, and R. O. Pohl, Lower limit to the thermal conductivity of disordered crystals, *Phys. Rev. B* **46**, 6131 (1992).
- [42] X. Xie, K. Yang, D. Li, T.-H. Tsai, J. Shin, P. V. Braun, and D. G. Cahill, High and low thermal conductivity of amorphous macromolecules, *Phys. Rev. B* **95**, 035406 (2017).
- [43] Y. Imry and R. Landauer, Conductance viewed as transmission, *Rev. Mod. Phys.* **71**, S306 (1999).
- [44] H. van Houten, L. W. Molenkamp, C. W. J. Beenakker, and C. T. Foxon, Thermo-electric properties of quantum point contacts, *Semiconductor Science and Technology* **7**, B215 (1992).
- [45] D. Angelescu, M. Cross, and M. Roukes, Heat transport in mesoscopic systems, *Superlattices and Microstructures* **23**, 673 (1998).
- [46] K. Schwab, E. A. Henriksen, J. M. Worlock, and M. L. Roukes, Measurement of the quantum of thermal conductance, *Nature* **404**, 974 (2000).
- [47] F. Albergamo, R. Verbeni, S. Huotari, G. Vankó, and G. Monaco, Zero sound mode in normal liquid  $^3\text{He}$ , *Phys. Rev. Lett.* **99**, 205301 (2007).
- [48] F. Albergamo, R. Verbeni, S. Huotari, G. Vankó, and G. Monaco, Albergamo et al. reply:, *Phys. Rev. Lett.* **100**, 239602 (2008).
- [49] J. C. Wheatley, Experimental properties of liquid  $\text{He}^3$  near the absolute zero, *Physical Review* **165**, 304 (1968).
- [50] I. Rudnick, Zero sound and the viscoelasticity of liquid  $^3\text{He}$ , *Journal of Low Temperature Physics* **40**, 287 (1980).
- [51] B. Keimer, S. A. Kivelson, M. R. Norman, S. Uchida, and J. Zaanen, From quantum matter to high-temperature superconductivity in copper oxides, *Nature* **518**, 179 (2015).
- [52] H. Meyer, Nuclear-Spin Exchange Interaction in Solid  $^3\text{He}$ , *Journal of Applied Physics* **39**, 390 (1968).
- [53] D. S. Greywall, Specific heat of bcc  $^3\text{He}$ , *Phys. Rev. B* **15**, 2604 (1977).
- [54] K. Behnia, On the origin and the amplitude of T-square resistivity in Fermi liquids, *Annalen der Physik* **534**, 2100588 (2022).
- [55] A. J. M. Schmets and W. Montfrooij, Comment on “zero sound mode in normal liquid  $^3\text{He}$ ”, *Phys. Rev. Lett.* **100**, 239601 (2008).
- [56] E. Krotscheck and M. Panholzer, Theoretical analysis of neutron and X-ray scattering data on  $^3\text{He}$ , *Journal of Low Temperature Physics* **163**, 1 (2011).
- [57] K. Trachenko and V. V. Brazhkin, Collective modes and thermodynamics of the liquid state, *Rep. Prog. Phys.* **79**, 016502 (2016).



## Supplementary Materials for *How heat propagates in non-Fermi liquid $^3\text{He}$*

### S1. Departure from Fermi liquid behavior due to spin fluctuations

Several early attempts to explain the non-Fermi liquid behavior observed in  $^3\text{He}$  invoked spin fluctuations. Since the exchange energy of spins is in the range  $\approx 1$  mK, this approach is not sufficient to explain the non-Fermi liquid behavior seen in a temperature range, which is at least two orders of magnitude larger.

Nuclear magnetic relaxation measurements have found that the exchange energy of spins is  $J=0.002$  K when the molar volume is  $24.6$  cm<sup>3</sup>/mol [52]. Specific heat measurements find that  $J=0.00085$  K, when the molar volume is  $24.45$  cm<sup>3</sup>/mol [53]. These numbers are to be compared to the Fermi ( $\approx 2$  K) and Debye energy ( $\approx 20$  K). There is no detectable evidence of a role played by spin fluctuations in heat transport (either as conductors of heat or as scattering centers) when the temperature exceeds  $0.1$  K.

### S2. Lower bounds on thermal diffusivity and viscosity in classical liquids

In liquid and supercritical states of matter, thermal conductivity and thermal diffusivity are strongly system-dependent and can change by many orders of magnitude depending on temperature. However, there is a universal theoretical lower bound of thermal diffusivity,  $\alpha_{min}$ , defined by [21]:

$$\alpha_{min} = \frac{1}{4\pi} \frac{\hbar}{\sqrt{m_e m}} \quad (\text{S1})$$

where  $m_e$  is the electron mass and  $m$  is the molecule mass.

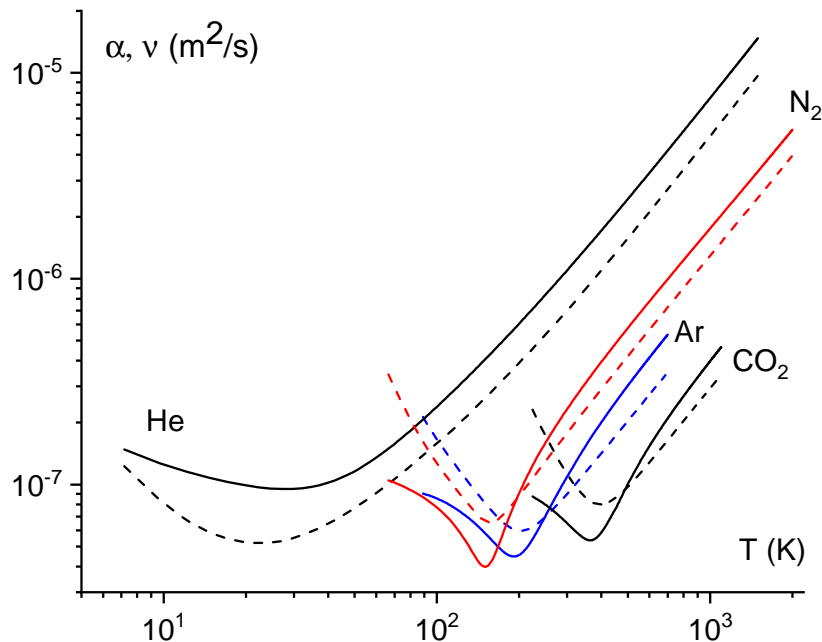


FIG. S1. **Minima of thermal diffusivity and kinematic viscosity in classical liquids.** Experimental curves of thermal diffusivity (solid lines) and kinematic viscosity (dashed lines) for  $^4\text{He}$  (20 MPa),  $\text{N}_2$  (10 MPa),  $\text{Ar}$  (20 MPa), and  $\text{CO}_2$  (30 MPa).

The lower bound corresponds to the minima seen in Fig. S1. The minimum itself is due to the dynamical crossover between the low-temperature liquidlike regime where each particle undergoes both oscillatory and diffusive motion and the high-temperature gaslike regime where the oscillatory component of motion is lost and only the diffusive component is present [21–23]. The value of thermal diffusivity at the minimum can be evaluated by equating either the phonon mean free path in the liquidlike regime or the particle mean free path in the gaslike regime to the interatomic separation. Then, the value at the minimum is related to only two parameters in condensed matter: interatomic separation and Debye vibration frequency. Relating this length and energy scale to the fundamental physical constants using Bohr radius and Rydberg energy gives Eq. (S1) [21, 23].

This theoretical minimum in thermal diffusivity,  $\alpha_{min}$ , coincides with a minimum in the kinematic viscosity  $\nu_{min}$  [22]. As seen in Fig. S1, the experimental data confirms that the two minima are close to each other.

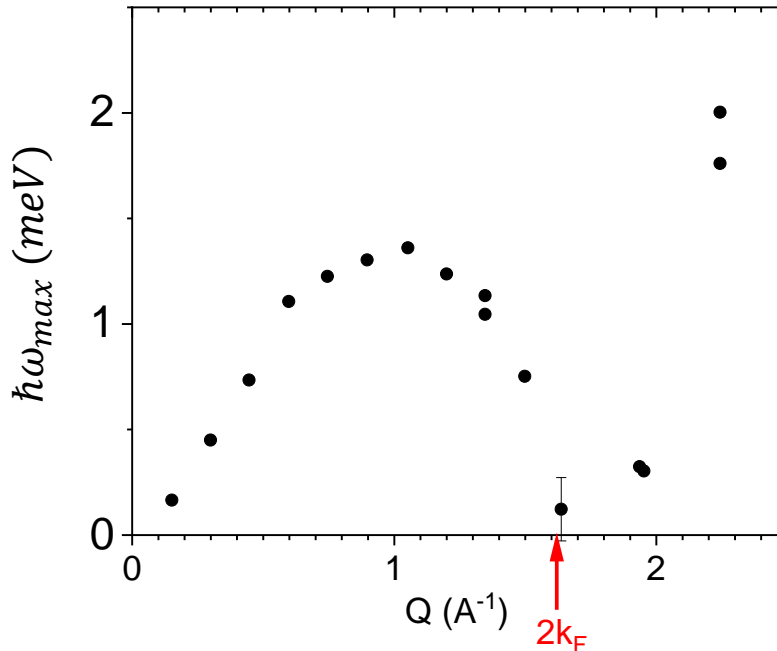


FIG. S2. **Phonon dispersion according to inelastic X-ray scattering experiments.** Acoustic dispersion curves for normal liquid  ${}^3\text{He}$  at 1.1 K [47, 48]. The red arrow points to  $Q = 2k_F = 1.59 \text{ \AA}^{-1}$ .

### S3. The dimensionless fermion-fermion collision cross section

The relevance of Planckian bound when the temperature is more than one order of magnitude below the degeneracy temperature of fermionic quasi-particles is driven by the unusually large fermion-fermion scattering rate in  ${}^3\text{He}$  [29].

The dimensionless cross section of fermion-fermion scattering,  $\zeta = \frac{\hbar E_F}{\tau_\kappa (k_B T)^2}$ , in  ${}^3\text{He}$  is as large as  $\sim 35$  at zero pressure and shoots up to  $\sim 60$  at the melting pressure. In metals, this cross section is often smaller [54]. When electrons are weakly scattered,  $\zeta$  seldom exceeds unity. But in strongly correlated metals, it is as large as 10. In  $\text{La}_{1.67}\text{Sr}_{0.33}\text{CuO}_4$  cuprate,  $\zeta$  is almost as large as in  ${}^3\text{He}$  [29].

### S4. Phonon dispersion in normal liquid ${}^3\text{He}$ .

Albergamo *et al.* used inelastic X-ray scattering to study the elementary excitations of normal liquid  ${}^3\text{He}$  at 1.1 K. They found that the zero sound wave remains well defined in the entire range of explored wave numbers ( $0.15 \leq Q \leq 3.15 \text{ \AA}^{-1}$ ) [47, 48].

Fig. S2 shows the dispersion curve taking into account the attenuation of the wave. One can see that the energy of the sound mode shows a deep minimum near  $Q = 2k_F$  [48, 55].

Krotscheck and Panholzer [56] performed a theoretical analysis of this data and found that “pair fluctuations” sharpen this mode in contrast to the random phase approximation (RPA). According to their conclusion, the collective mode has a dispersion similar to the phonon-maxon-roton dispersion of  $^4\text{He}$ . The minimum was found to be close to the experimental value of  $1.6 \text{ \AA}^{-1}$ .

### S5. The Bridgman formula and the thermal conductivity in classical liquids, glasses and quantum liquids

The Bridgman formula was written a century ago [25]. It relates the thermal conductivity to the sound velocity and particle concentration of dense liquids:

$$\kappa = rk_B n^{2/3} v_s \quad (\text{S2})$$

Different authors assume either  $r = 3$  [31] or  $r = 2$  [32, 33]. The specific heat of liquids at low temperature is close to the Dulong-Petit value,  $3k_B$ , and decreases to  $2k_B$  at high temperature [57], corresponding to  $r = 3$  and  $r = 2$ , respectively. The Bridgman formula yields a surprisingly good account of available data in liquids. The thermal conductivity of water is in agreement with  $r \simeq 3$ . For ethanol, methanol, butane, and pentane, using  $r = 2$ , the agreement with the experimentally measured data is better than 20 percent [32]. This suggests that the amplitude of thermal conductivity in a classical liquid is given by Eq. S2 with  $r$  as a parameter varying between 2 and 3.

In the case of glasses, Cahill, Watson and Pohl [41] derived a model of the minimum of thermal conductivity following an idea originally proposed by Einstein according to which thermal energy is transported by harmonic interactions between vibrating atoms with random phases. The derived expression for amorphous solids in the high field temperature limit becomes [42]:

$$\kappa_G = \left(\frac{\pi}{48}\right)^{1/3} n^{2/3} k_B (v_l + 2v_t) \quad (\text{S3})$$

Assuming equality between longitudinal,  $v_l$ , and transverse,  $v_t$ , phonon velocities, that is  $v_l = v_t = v_s$ , this equation becomes identical to the Bridgman formula, albeit with  $r = 1.21$  [32, 33].

As the Bridgman formula [25] and the asymptotic case of the Cahill-Pohl equation [41, 42], our equation (4) includes  $n^{2/3}$  and  $v_{th} = \sqrt{\frac{2k_B T}{m}} = \frac{v_F}{\sqrt{\pi}} \frac{\lambda_F}{\Lambda}$  rather than the sound velocity. An insight to this difference is provided by comparing the entropy production rate, which is proportional to the thermal conductivity at constant temperature and temperature gradient. In those classical cases, the time scale for entropy production rate is set by the ratio of the interatomic distance divided by the sound velocity. In contrast, in a Fermi-Dirac distribution, the fundamental time scale is the ratio of the Fermi velocity to the de Broglie thermal length. As a consequence, the relevant group velocity becomes temperature dependent.

Note that in a Fermi liquid, the sound velocity  $v_s$  and the Fermi velocity  $v_F$  are intimately linked [14]:

$$v_s^2 = \frac{1}{3}(1 + F_0^s)(1 + \frac{1}{3}F_1^s)v_F^2 \quad (\text{S4})$$

Here,  $F_0^s$  and  $F_1^s$  are Landau parameters. When  $\Lambda_F = \Lambda$  at the quantum/classical crossover, we have  $v_{th} \approx v_s$  and equation (4) becomes yet another version of the classical Bridgman formula.