

Using 1-Factorization from Graph Theory for Quantum Speedups on Clique Problems

Ali Hadizadeh Moghadam ^{1,2,*}, Payman Kazemikhah ^{1,2}, Hossein Aghababa^{3,4}

¹ School of Electrical and Computer Engineering, College of Engineering, University of Tehran, Tehran, Iran

² Quantum Computation and Communication Laboratory (QCCL), University of Tehran, Tehran, Iran

³ Department of Engineering, Loyola University Maryland, Maryland

⁴ Founder of Quantum Computation and Communication Laboratory (QCCL), University of Tehran, Tehran, Iran

* hadizadeh.ali@ut.ac.ir (corresponding author)

Abstract

The clique problems, including k -CLIQUE and Triangle Finding, form an important class of computational problems; the former is an NP-complete problem, while the latter directly gives lower bounds for Matrix Multiplication. A number of previous efforts have approached these problems with Quantum Computing methods, such as Amplitude Amplification. In this paper, we provide new Quantum oracle designs based on the 1-factorization of complete graphs, all of which have depth $O(n)$ instead of the $O(n^2)$ presented in previous studies. Also, we discuss the usage of one of these oracles in bringing the Triangle Finding time complexity down to $O(n^{2.25} \text{poly}(\log n))$, compared to the $O(n^{2.38})$ classical record. Finally, we benchmark the number of required Amplitude Amplification iterations for another presented oracle, for solving k -CLIQUE.

Keywords Quantum algorithm, k -CLIQUE, Triangle Finding, Matrix Multiplication, 1-factorization

1 Introduction

There is an important class of problems in graph theory, which consider gathering information about specific subgraphs. Two of these problems are 1) k -CLIQUE, which asks for a k -node clique (fully-connected subgraph) in a given simple undirected graph, and 2) Triangle Finding (TF), which focuses on the special case of $k = 3$. These problems find considerable applications in different fields, including computational biochemistry and genomics, e.g., matching three-dimensional molecular structures, and protein docking [1]. They also have theoretical importance: k -CLIQUE is one of Karp's 21 NP-complete problems [2], and TF provides time complexity lower bounds on a multitude of computation problems, such as detecting median graphs [3] and Matrix Multiplication (MM), as explained below.

These problems have been also addressed with the tool of Quantum Computing, which uses Quantum phenomena, such as superposition and entanglement, for faster computation [4]. Quantum Computing revolves around the use of Quantum bits, also known as qubits. Qubits together hold different binary strings in superposition, which allows us to perform calculations on them, all at the same time, with the drawback that the strings in the superposition can only be "measured" (i.e., sampled) randomly. One Quantum Computing scheme used for solving a given computational problem, called Amplitude Amplification (AA), is to design an "oracle" which verifies solutions to the problem, and then, pass all solution candidates as a superposition to the oracle, in an iterative fashion. This way, the probability of measuring a correct solution is maximized. The oracle needs to be Quantum, i.e., be able to receive a superposition of inputs and provide a corresponding superposition of outputs. We refer the reader to [5] for a more thorough discussion of AA.

Previous papers which consider clique problems present algorithms that are based on Quantum oracles, which hold information about the graph under question. They then extract the answer to their considered problem by querying the oracle many times. These papers, including [6] and [7], approach the clique problem with AA, and use oracles which inspire their logic from classical computing designs; for example, the oracle in [7] counts the number of nodes and edges in the input subgraph. A downside of their oracle designs is their depth complexities; for example, [7] report a depth complexity of $O(m + \log k)$ for their oracles, where m is the number of edges in the given graph. It is worth noting that m can be as much as $O(n^2)$, where n is the number of nodes.

On the other hand, Le Gall [8] claimed a searching method for TF with query complexity $O(n^{1.25} \text{poly}(\log n))$, without providing an oracle. Using previously designed Quantum oracles (with a depth of $O(n^2)$), this algorithm does not yield an efficient time complexity. This is because TF is bounded from above by Matrix Multiplication (MM) [9], whose best upper bound already is $O(n^{2.37286})$, shown by Alman and Williams [10]. To the best of our knowledge, reducing TF to MM has always been the fastest method for solving the problem, in terms asymptotical speed (as evidence, in their 2018 paper, Williams and Williams [11] briefly mention that TF “is solvable in $O(n^{2.38})$ time” and simply refer to Itai and Rodeh’s 1977 paper [9] on the reduction of TF to MM). As pointed out in Section 7.1, the 2.38 exponent has been the last significant speedup in MM, and consequently TF, in 33 years.

In this paper, we review the 1-factorization theorem for complete graphs in Section 2, and then introduce two new Quantum oracles with $O(n)$ depth. The first oracle, which we discuss in Section 3, detects edges and has direct use in Le Gall’s algorithm, which could result in a new time complexity as low as $O(n^{2.25} \text{poly}(\log n))$ for TF. The second one, which we introduce in Section 4, is called “Alpha” and helps detect k -cliques with a fair amount of error. In Section 5 and 6, we provide another design based on Alpha, called “Gamma”, which can be used directly in heuristically solving k -CLIQUE with AA. Section 7 contains results on the proposed oracles, Section 8 concludes the paper, and the Appendix provides the mathematical details involved.

2 A discussion on edge partitioning

In a simple undirected graph with n nodes and m edges, a *1-factor*, also known as *perfect matching*, is a selection of the edges of the graph, such that no two edges share a node, and that all nodes are covered by the edges in the selection. In other words, a 1-factor is a set of $\frac{n}{2}$ disjoint edges.

A *1-factorization* is a partition of a graph into disjoint 1-factors. A *complete graph* is a graph with edges between every two nodes. A complete graph with an even number of nodes admits a 1-factorization (proof in Appendix). Since every n -node graph G can be viewed as a complete graph G' with a number of its nodes and edges removed, a 1-factorization of G' , minus the same removed nodes and edges, partitions the edges of G into at most n sets, each containing at most $\lfloor \frac{n}{2} \rfloor$ disjoint edges.

This paper focuses on a number of oracles, whose circuits consist of Quantum gates, corresponding to the edges of a given graph. Using the mentioned edge partitioning on the given graph results in a natural way of grouping the gates into circuit layers, such that no two gates in a layer share a qubit. In other words, this trick improves the depth complexity of the discussed circuits.

3 An oracle for edge detection, and its usage

An edge-detecting oracle has the following definition. Let idx be an n -qubit input register and out be the output qubit. When idx holds a z -basis state with two 1's on qubits a and b , it denotes a query about the existence of an edge between nodes a and b . out is flipped if the oracle detects an edge, and unchanged otherwise. The oracle is allowed to use a number of ancilla qubits initially set to $|0\rangle$, but must leave them in state $|0\rangle$ again at the end.

A simple design for this oracle is to put, for each edge between nodes a and b , a CCX gate on out , with controls on idx_a and idx_b . This design has depth m , since all of the CCX gates are dependent on out . An example circuit is shown in Fig. 1.

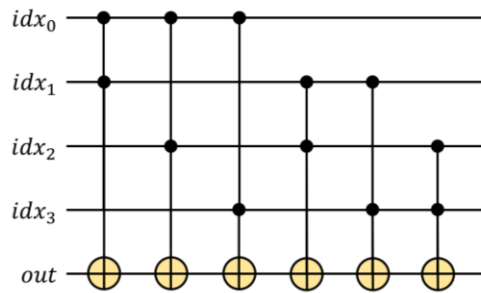


Fig. 1. The circuit for $n = 4$ with edges $\{0,1\}$, $\{0,2\}$, $\{0,3\}$, $\{1,2\}$, $\{1,3\}$, and $\{2,3\}$.

A simple way to remove this dependency is to introduce a $\lfloor \frac{n}{2} \rfloor$ -qubit ancilla register named anc . The edges of G form a partition, as discussed in Section 2. For each set in the partition, the circuit contains CCX gates which are placed on different anc qubits, with the same controls as before. Then, the circuit employs a multi-controlled X on out , which is triggered with at least one $|1\rangle$ on anc (this can be done with a multi-controlled X with inverted controls, followed by an X on out). The circuit ends with the adjoint of the CCX subcircuit, so that anc is reset. The previous example graph is used in Fig. 2 for this new design.

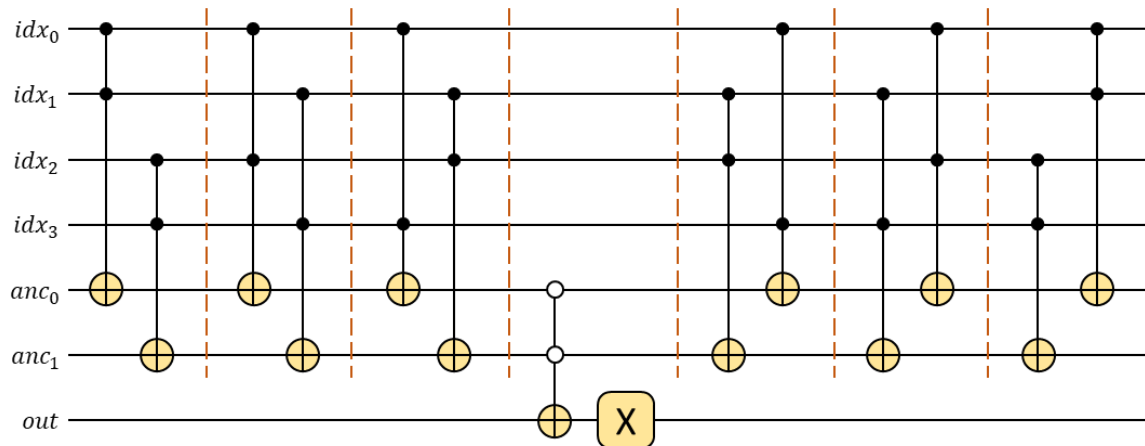


Fig. 2. The (optimized) edge-detector circuit for $n = 4$ with edges $\{0,1\}$, $\{0,2\}$, $\{0,3\}$, $\{1,2\}$, $\{1,3\}$, and $\{2,3\}$. The dashed boxes show the mentioned partitioning of the graph.

In this case, the partition consists of 3 sets.

Since the design assumes the query to be in the aforementioned format, it guarantees that at most one of the CCX gates in the first half (corresponding to the edge under question) would flip an *anc* qubit; thus, *out* will always answer the query correctly.

In each of the n sets in the partition, all CCX gates act on completely different qubits; therefore, each of these sets would have depth 1, summing up to total CCX subcircuit depth of $O(n)$. The multi-controlled X gate needs at most depth $O(\text{size of } anc \text{ register}) = O\left(\left\lfloor \frac{n}{2} \right\rfloor\right) = O(n)$, using any scheme, such as the V-chain design. Therefore, the oracle has an overall depth of $O(n)$.

Le Gall's algorithm [8] has query complexity $O(n^{1.25} \text{poly}(\log n))$, and the mentioned oracle answers each query in depth and time complexity $O(n)$. Therefore, the total Quantum time complexity of TF using this approach can be reduced down to $O(n^{2.25} \text{poly}(\log n))$, assuming the other parts of the algorithm do not impose other bottlenecks.

4 Alpha oracle

Consider a graph with nodes $\{0, 1, 2\}$ and unknown edges. Also, consider a Quantum circuit on three qubits, each corresponding to a node, designed with the following algorithm:

Algorithm 1

1. For every edge between nodes x and y :
 - 1.1. Place a CZ gate on qubits i and j .

If the circuit takes the first three qubits of

$$|\psi\rangle = \frac{|011\rangle|s_0\rangle + |101\rangle|s_1\rangle + |110\rangle|s_2\rangle + |111\rangle|s_3\rangle}{2} \quad (1)$$

as its input, it will flip none of the phases in the case of an empty graph (a graph with no edges), all of the phases in the case of a complete graph (a graph with all edges), and exactly half of the phases in the case of a “malformed” graph (a graph which is neither empty nor complete). In other words, the output state is orthogonal to the input state if the graph is malformed and parallel to the input state (up to a phase) otherwise. Note that the $|s_j\rangle$ states do not interfere with the mentioned property.

In the general case, Algorithm 1 can produce an n -qubit (provably) self-adjoint “Alpha” circuit, for a given graph with nodes $\{0, \dots, n - 1\}$ (Fig. 3). Then, whenever three qubits, corresponding to three nodes in an induced subgraph H , have the superposition above, some ancilla qubits have the $|s_j\rangle$ states, and all other qubits are $|0\rangle$, Alpha would act the same as above.

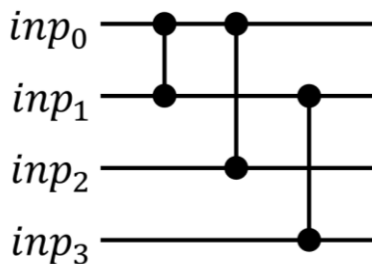


Fig. 3. An instance of Alpha for $n = 4$ with edges $\{0,1\}$, $\{0,2\}$, and $\{1,3\}$.

In the general case when H has k nodes, the k corresponding qubits in the input are in the state

$$\frac{1}{\sqrt{K}} \sum_{\substack{|x|=k \\ hw(x) \stackrel{4}{\equiv} 2 \text{ or } 3}} |x\rangle |s_x\rangle \quad (2)$$

and the other qubits are $|0\rangle$, where $hw(x)$ denotes the Hamming weight of x , $|s_x\rangle$ is any desired state, and K is a normalizing constant. When $k \stackrel{4}{\equiv} 3$,

$$K = \sum_{j \stackrel{4}{\equiv} 2 \text{ or } 3} \binom{k}{j} = 2^{k-1} \quad (3)$$

which is useful in designing the input preparator, discussed in Section 5.

In the case of any k , when the input is as mentioned, the output state is completely parallel to the input for complete or empty H , and *almost* orthogonal to the input state for malformed H . Gamma (Section 6) is designed assuming the “almost orthogonal” property of Alpha, and the results in Section 7 show that this assumption seems to hold in most cases.

Since Alpha uses m CZ gates (which commute with each other), and the CZ gates correspond to the m edges of G which admit the mentioned partitioning, it follows that Alpha has a depth complexity of $O(n)$.

5 The input preparator

A crucial part of the algorithm is to prepare the input to Alpha, discussed in Section 4. Algorithm 2 presents a unitary Input Preparator circuit for this task. It utilizes an n -qubit register idx , an n -qubit register inp , and a two-qubit register rem for internal calculations. It takes a subgraph H with $k \stackrel{4}{\equiv} 3$ nodes as a z-basis input on idx (a 1 on idx_j would mean the j -th node is included in H), and outputs the suitable input superposition for Alpha on inp (Fig. 4).

Algorithm 2

1. For j from 0 to $n - 1$:
 - 1.1. Place a controlled Hadamard on inp_j with control on idx_j .
2. For j from 0 to $n - 1$:
 - 2.1. Place a CCX on rem_1 with controls on inp_j and rem_0 .
 - 2.2. Place a CX on rem_0 with control on inp_j .
3. For j from 0 to $n - 1$:
 - 3.1. Place a CCX on inp_j with a control on idx_j and an inverted control on rem_1 .

Step 1 creates an equal superposition on the qubits corresponding to the nodes of H . For each z-basis state in the superposition, Step 2 counts its number of nodes in binary modulo 4, and stores the remainder in rem (where rem_1 is the most significant bit). This counter circuit is available in earlier works, including [12]. Then, Step 3 changes every z-basis state containing an unwanted number of 1’s (that is, $hw(x) \stackrel{4}{\equiv} 0$ or 1) into a z-basis state with a suitable number of 1’s ($hw(x) \stackrel{4}{\equiv} 2$ or 3). The final state on the k qubits in inp , corresponding to the k nodes of H , is:

$$\frac{1}{\sqrt{2^{k-1}}} \left(\sum_{hw(x) \equiv 2} |x\rangle \frac{|01\rangle + |10\rangle}{\sqrt{2}} + \sum_{hw(x) \equiv 3} |x\rangle \frac{|00\rangle + |11\rangle}{\sqrt{2}} \right) \quad (4)$$

This state corresponds to the desired input, described in Section 4. The *rem* register does not cause any problem in the calculations, as discussed in Section 4 (*rem* corresponds to $|s_x\rangle$).

The circuit uses $\Theta(n)$ gates, and has $\Theta(n)$ depth complexity (this bound cannot be reduced, since all of the n gates in Step 3 act on rem_1).

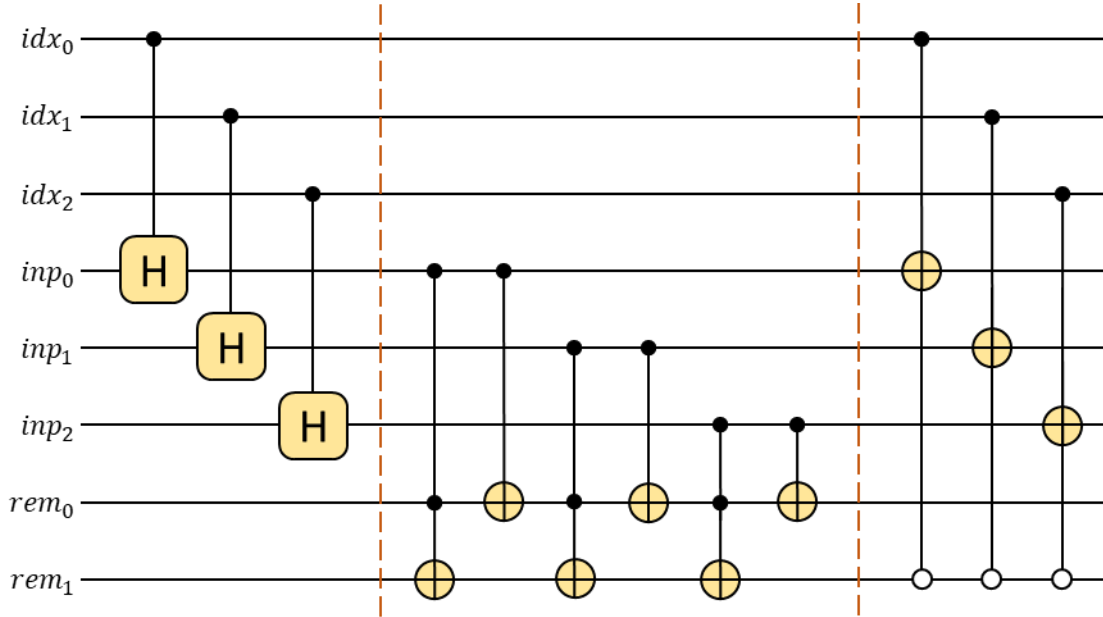


Fig. 4. The input preparator circuit, for $n = 3$. Each step is separated with dashed lines.

6 Gamma oracle

Algorithm 3 provides the design for Gamma. It uses the same registers as Input Preparator (Section 5), with H encoded as a z-basis state on idx (Fig. 5).

Algorithm 3

1. Place an input preparator.
2. Place Alpha on *inp*.
3. Place the adjoint of the input preparator.
4. Place a multi-controlled Z on *inp*, with inverted controls.
5. Repeat Steps 1 through 3.

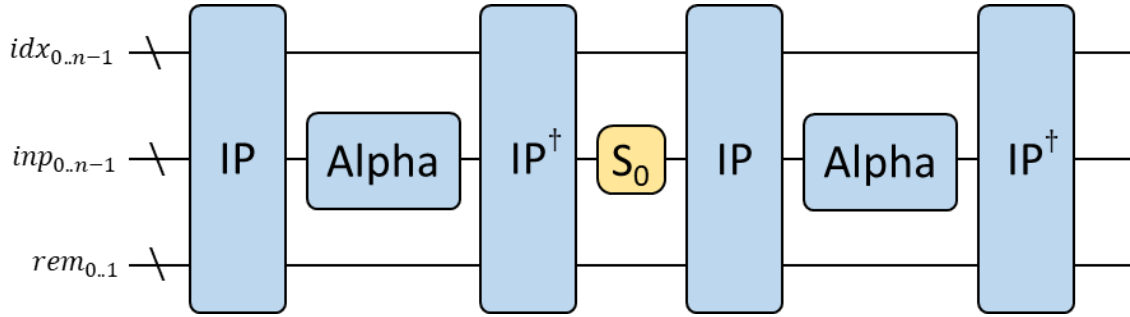


Fig. 5. Gamma oracle. IP denotes the Input Preparator circuit. S_0 denotes the gate in Step 4.

The output of Step 2 is parallel to the state after Step 1 for complete or empty H , and almost orthogonal to the state in other cases. Since Input Preparator is a unitary which transforms $|inp, rem\rangle = |0\rangle^{\otimes(n+2)}$ into the input state, its adjoint would preserve the orthogonality, and output a state parallel or orthogonal to $|0\rangle^{\otimes(n+2)}$, respectively. Step 4 applies a -1 phase to the system when inp is $|0\rangle^{\otimes(n+2)}$ after Step 3, which corresponds to a complete or empty H . Then, Step 5 attempts to revert the ancilla qubits back to $|0\rangle$ (since Alpha is self-adjoint, Steps 1 to 3 also form a self-adjoint circuit). This reversal is not guaranteed to be exact, due to the “almost orthogonal” property of Alpha (discussed in Section 4), which means that in the case of a malformed H , $|0\rangle^{\otimes n}$ would be present on inp with a possibly-nonzero amplitude after Step 3. However, as demonstrated in Section 7, this inexactness still leads to a fairly well heuristic approach.

Gamma, in the ideal case, puts a -1 phase on the system when H is complete *or empty*. In order to exclude empty subgraphs, one can simply add $q \geq 1$ nodes to the graph, so that they are connected to every other node. Another issue is the assumption that $k \stackrel{4}{\equiv} 3$, which can be solved by setting q such that $k + q \stackrel{4}{\equiv} 3$. Then, whenever H is queried, the q nodes should also be included in the query to Gamma.

Gamma assumes that its input H has $k + q$ nodes. This is possible by setting the search space to the n -qubit Dicke state with Hamming weight k , plus q qubits set to 1. One way to create the search space superposition, then, is to set $n_{qubits} = n + q$ (where n_{qubits} is the size of the idx and inp Quantum registers, and n is the number of nodes of the graph), and apply the unitary subcircuit proposed by Bärttschi and Eidenbenz [13] on idx_0 to idx_{n-1} , and perform X gates on idx_n to $idx_{n_{qubits}-1}$. These circuits together build up the circuit for AA, which outputs on idx (Fig. 6).

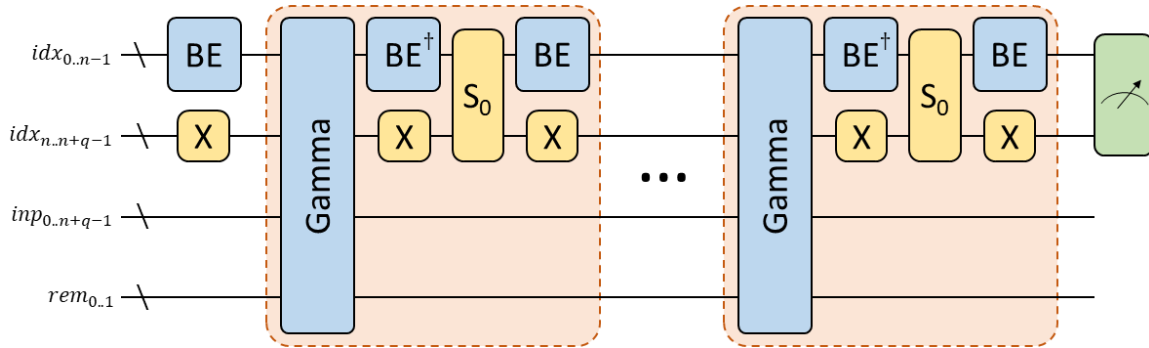


Fig. 6. The circuit for Amplitude Amplification, where each shaded box accounts for one iteration. BE denotes Bärttschi and Eidenbenz’s unitary for creating an n -qubit Dicke state with k ones, and S_0 is a multi-controlled Z gate with inverted controls.

Gamma has space complexity $2n_{qubits} + 2 = \Theta(n)$. It uses subcircuits with $O(n)$ or $\Theta(n)$ depth complexity (discussed in Sections 4 and 5). This includes the multi-controlled Z gate in Step 4 of Algorithm 3, which has a depth up to $O(n)$, using designs such as V-chain. Considering Bärtschi and Eidenbenz’s unitary, which also has depth $O(n)$, the total depth complexity of each AA iteration sums up to $\Theta(n)$.

7 Results

7.1 Complexity analysis

This paper provides a new time complexity for TF, as stated in Section 3. Table 1 shows a number of earlier results on TF, arising from their proposed MM complexities, as discussed, and compares them with our result on TF. The table uses the notation $O(n^{\alpha+o(1)})$, whenever the mentioned author(s) claimed the *matrix multiplication exponent* ω to be $\leq \alpha$ instead of directly claiming an $O(n^\alpha)$ complexity. The table is summarized in Fig. 7.

Table 1. A comparison of results in Matrix Multiplication and Triangle Finding, sorted by year.

Year	Reference	Time complexity (up to 5 fractional digits)	Problem considered
1969	[14]	$O(n^{2.81})$	Matrix Multiplication (classical algorithm), indirectly providing upper bounds for Triangle Finding
1978	[15]	$O(n^{2.795})$	
1979	[16]	$O(n^{2.7799})$	
1981	[17]	$O(n^{2.522})$	
1981	[18]	$O(n^{2.49537+o(1)})$	
1986	[19]	$O(n^{2.4785+o(1)})$	
1990	[20]	$O(n^{2.37548+o(1)})$	
2010	[21]	$O(n^{2.37369+o(1)})$	
2012	[22]	$O(n^{2.37293+o(1)})$	
2014	[23]	$O(n^{2.37287+o(1)})$	
2021	[10]	$O(n^{2.37286+o(1)})$	
2023	Our paper	$O(n^{2.25+o(1)})$ (under assumptions mentioned in Section 3)	Triangle Finding (Quantum algorithm)

Also, in the best-case scenario, the Gamma oracle presented in Section 6 can bring down the time complexity of k -CLIQUE by a factor of $O(n)$, assuming the errors from the “almost orthogonal” property (Section 4) would be negligible in that scenario (see Section 7.2). Table 2 compares this new time complexity with the claims of some of the previous works.

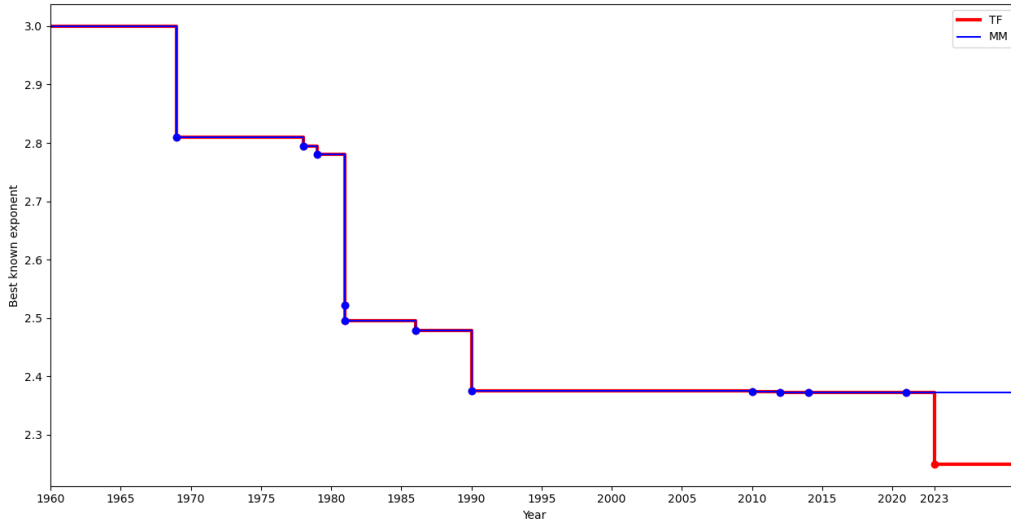


Fig. 7. The best exponents for Matrix Multiplication (MM) and Triangle Finding (TF) in the span of 1960 to 2023, based on Table 1. The dashed red line shows the complexity reduction which becomes possible with the Edge Detection oracle.

Table 2. A comparison of results in k -CLIQUE, sorted by year.

Year	Reference	Number of Amplitude Amplification iterations	Depth of each iteration	Space (qubit) complexity	Gate complexity	Problem considered	Solution type
2018	[6]	$O(\sqrt{2^n})$	$O(n^2)$	$O(n^2)$	$O(\sqrt{2^n} \times n^2)$	MAX-CLIQUE, which naturally gives upper bounds for k -CLIQUE.	Exact oracle
2020	[7]	$O\left(\sqrt{\binom{n}{k}}\right)$	$O(n^2)$	$O(n)$	$O\left(\sqrt{\binom{n}{k}} \times n^2\right)$	k -CLIQUE.	Exact oracle
2023	Our paper	Heuristically $O\left(\sqrt{\binom{n}{k}}\right)$	$O(n)$	$O(n)$	Heuristically $O\left(\sqrt{\binom{n}{k}} \times n^2\right)$	k -CLIQUE.	Heuristic oracle

7.2 Benchmarking

This section examines whether Gamma functions properly, and also presents statistics on the number of AA iterations needed when using Gamma instead of the “Checking-based oracle” from Metwalli et al. [7].

In order to do this, we use the “macaque-rhesus-cerebral-cortex-1” and “mouse-retina-1” graphs uploaded to Network Repository [24] [25]. The website claims that these two graphs have a density of 0.486 and 0.998, and their maximum clique size is at least 21 and 42, respectively. 100 random n -node induced subgraphs are extracted from these two graphs, and the ones which have at least one k -clique (checked classically) are fed into the two compared Quantum algorithms. The Quantum simulations are performed using Qiskit v0.43.0 [26].

We consider each of the Quantum algorithms to “succeed” when:

- 1) One of their 10 most probable output subgraphs (out of 1000 shots) is a k -clique, and
- 2) The k -clique is found in at most $\left\lceil 2 \times \frac{\pi}{4} \sqrt{\binom{n}{k}} \right\rceil$ AA iterations.

We chose this number as an upper bound, since at most $\left\lceil \frac{\pi}{4} \sqrt{\binom{n}{k}} \right\rceil$ iterations are needed to maximize the probability of measuring a k -clique [5]. If the given graph does not contain any k -cliques, then none of the algorithms would be able to find a k -clique; this means, the only possible errors are false negatives (reporting that no k -cliques exist when they actually do). This justifies not trying the clique-less graphs.

Table 3 contains the examined values of n and k , the number of needed qubits for our algorithm, the number of extracted graphs for each of the n and k values, and the number of times Gamma succeeded to find a k -clique under the given constraints. For $n = 8$, only the mouse graph is used for subgraph generation, since it is expected to provide more graphs with at least one k -clique, due to its higher density than the Macaque Rhesus graph. Fig. 8 shows the average ratio of AA iterations between the two algorithms. The average is calculated as the geometric mean of the mentioned ratio for each input graph, since it is more appropriate, compared to the arithmetic mean [27].

Metwalli et al.’s oracle found a k -clique in all of the experiments, since it is an exact oracle, and not a heuristic one.

Table 3. Experiment information for different values of n and k .

n	k	Number of qubits	Graph	Number of generated subgraphs	Number of subgraphs with at least one k -clique	Number of Gamma’s successes
6	3	22	Macaque Rhesus	100	52	52 (100%)
			Mouse	100	87	87 (100%)
	4	20	Macaque Rhesus	100	13	13 (100%)
			Mouse	100	32	32 (100%)
7	3	24	Macaque Rhesus	100	66	65 (98%)
			Mouse	100	95	92 (97%)
	4	22	Macaque Rhesus	100	28	28 (100%)
			Mouse	100	53	53 (100%)
	5	20	Macaque Rhesus	100	3	3 (100%)
			Mouse	100	13	13 (100%)
8	3	26	Mouse	100	97	90 (93%)
	4	24	Mouse	100	74	74 (100%)
	5	22	Mouse	100	30	28 (93%)
	6	20	Mouse	100	5	5 (100%)

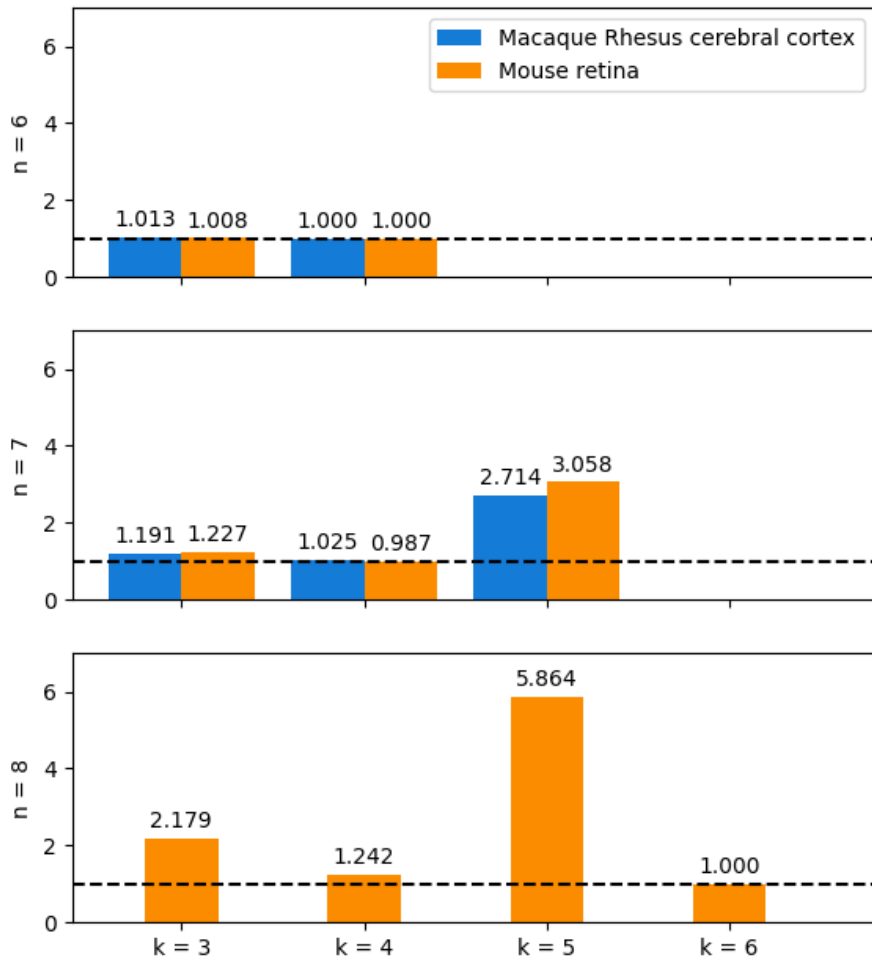


Fig. 8. The geometric mean of the ratio of needed Amplitude Amplification iterations for Gamma against Metwalli et al.'s oracle. The dashed horizontal line shows 1.000.

8 Conclusion

One of the outcomes of this paper is the new complexity which we provided for Triangle Finding. As mentioned in the Introduction, this could be the first time when Triangle Finding is done faster than Matrix Multiplication. To be exact, the exponent of Triangle Finding has started to fall from 3.00 in 1969, and has arrived at 2.38 until now. Our work can decrease the exponent by 0.13, which is equivalent to a 21% decrease in the mentioned scale. This decrease, considering both classical and Quantum computation domains, could either mean that there is a theoretical gap between the best Triangle Finding complexity and the lowest complexity for Matrix Multiplication, or otherwise indicate that Matrix Multiplication can still be improved, both having considerable implications.

We also presented benchmarks for applying the heuristic Gamma oracle, as opposed to exact oracles, in an Amplitude Amplification scheme. A definite comparison between the overall complexity of our k -CLIQUE algorithm and exact oracles would become possible with precise mathematical analysis, which could be a subject of future studies. Further improvements are also possible: the errors introduced by Alpha might not

be inherent, and future methods may be able to compensate for them, such as by ignoring the q extra nodes during measurement, or by approaches inspired by error-correction methods.

9 Author contributions

The design and experiment of the proposed algorithms was done by Ali. Ali and Payman were responsible for documenting and preparing the paper at hand. Hossein supervised the project, and together with Peyman, provided key insights and advice for conducting this research.

10 Data availability

The data that support the findings of this study are available from the corresponding author upon reasonable request.

11 Competing interests

The authors declare no competing interests.

Appendix

Theorem A complete graph with nodes $\{0, \dots, n-1\}$, where $n \equiv 0 \pmod{2}$, admits a 1-factorization.

Proof We prove the theorem by providing such a 1-factorization, consisting of $n-1$ 1-factors S_0 to S_{n-2} . S_i is constructed from edges $\{n-1, i\}$ and $\{i-j \pmod{n-1}, i+j \pmod{n-1}\}$ for all $j \in \{0, \dots, \frac{n}{2}-1\}$.

In order to check whether S_0 to S_{n-2} are disjoint, it suffices to see that whenever an edge from S_i coincides with an edge from S_h , S_i and S_h must be equal.

$$\begin{aligned} \{i-j \pmod{n-1}, i+j \pmod{n-1}\} &= \{h-l \pmod{n-1}, h+l \pmod{n-1}\} \\ \Rightarrow (i-j) + (i+j) &\equiv (h-l) + (h+l) \Rightarrow 2i \equiv 2h \Rightarrow i \equiv h \pmod{n-1} \\ \Rightarrow S_i &= S_h \end{aligned} \tag{a1}$$

Note that we were allowed to cancel out the factor 2, because 2 and $n-1$ (which is odd) are coprime.

Since all S_i are disjoint and have $\frac{n}{2}$ edges each, they cover up all of the $(n-1) \times \frac{n}{2}$ edges, and therefore build up a 1-factorization.

References

- [1] S. Butenko and W. E. Wilhelm, ‘Clique-detection models in computational biochemistry and genomics’, *Eur J Oper Res*, vol. 173, no. 1, pp. 1–17, 2006, doi: <https://doi.org/10.1016/j.ejor.2005.05.026>.
- [2] R. M. Karp, ‘Reducibility Among Combinatorial Problems’, in *50 Years of Integer Programming 1958-2008: From the Early Years to the State-of-the-Art*, M. Jünger, T. M.

- Liebling, D. Naddef, G. L. Nemhauser, W. R. Pulleyblank, G. Reinelt, G. Rinaldi, and L. A. Wolsey, Eds., Berlin, Heidelberg: Springer Berlin Heidelberg, 2010, pp. 219–241. doi: 10.1007/978-3-540-68279-0_8.
- [3] W. Imrich, S. Klavzar, and H. M. Mulder, ‘Median Graphs and Triangle-Free Graphs’, *SIAM J Discret Math*, vol. 12, no. 1, pp. 111–118, 1999, doi: 10.1137/S0895480197323494.
- [4] M. A. Nielsen and I. L. Chuang, *Quantum Computation and Quantum Information: 10th Anniversary Edition*. Cambridge: Cambridge University Press, 2010. doi: DOI: 10.1017/CBO9780511976667.
- [5] M. Boyer, G. Brassard, P. Høyer, and A. Tapp, ‘Tight Bounds on Quantum Searching’, *Fortschritte der Physik*, vol. 46, no. 4–5, pp. 493–505, Jun. 1998, doi: [https://doi.org/10.1002/\(SICI\)1521-3978\(199806\)46:4/5<493::AID-PROP493>3.0.CO;2-P](https://doi.org/10.1002/(SICI)1521-3978(199806)46:4/5<493::AID-PROP493>3.0.CO;2-P).
- [6] W.-L. Chang, Q. Yu, Z. Li, J. Chen, X. Peng, and M. Feng, ‘Quantum speedup in solving the maximal-clique problem’, *Phys Rev A (Coll Park)*, vol. 97, no. 3, p. 32344, Mar. 2018, doi: 10.1103/PhysRevA.97.032344.
- [7] S. A. Metwalli, F. Le Gall, and R. Van Meter, ‘Finding Small and Large k -Clique Instances on a Quantum Computer’, *IEEE Transactions on Quantum Engineering*, vol. 1, pp. 1–11, 2020, doi: 10.1109/TQE.2020.3045692.
- [8] F. L. Gall, ‘Improved Quantum Algorithm for Triangle Finding via Combinatorial Arguments’, in *2014 IEEE 55th Annual Symposium on Foundations of Computer Science*, 2014, pp. 216–225. doi: 10.1109/FOCS.2014.31.
- [9] A. Itai and M. Rodeh, ‘Finding a Minimum Circuit in a Graph’, in *Proceedings of the Ninth Annual ACM Symposium on Theory of Computing*, in STOC ’77. New York, NY, USA: Association for Computing Machinery, 1977, pp. 1–10. doi: 10.1145/800105.803390.
- [10] J. Alman and V. V. Williams, ‘A Refined Laser Method and Faster Matrix Multiplication’, in *Proceedings of the 2021 ACM-SIAM Symposium on Discrete Algorithms (SODA)*, 2021, pp. 522–539. doi: 10.1137/1.9781611976465.32.
- [11] V. V. Williams and R. Williams, ‘Subcubic Equivalences between Path, Matrix and Triangle Problems’, in *2010 IEEE 51st Annual Symposium on Foundations of Computer Science*, 2010, pp. 645–654. doi: 10.1109/FOCS.2010.67.
- [12] B. Ömer, ‘Classical Concepts in Quantum Programming’, *International Journal of Theoretical Physics*, vol. 44, no. 7, pp. 943–955, 2005, doi: 10.1007/s10773-005-7071-x.
- [13] A. Bärttschi and S. Eidenbenz, ‘Deterministic Preparation of Dicke States’, in *Fundamentals of Computation Theory*, L. A. Gąsieniec, J. Jansson, and C. Levkopoulos, Eds., Cham: Springer International Publishing, 2019, pp. 126–139.
- [14] V. Strassen, ‘Gaussian Elimination is not Optimal.’, *Numer Math (Heidelb)*, vol. 13, pp. 354–356, 1969, [Online]. Available: <http://eudml.org/doc/131927>
- [15] V. Ya. Pan, ‘Strassen’s algorithm is not optimal trilinear technique of aggregating, uniting and canceling for constructing fast algorithms for matrix operations’, in *19th Annual*

- Symposium on Foundations of Computer Science (sfcs 1978)*, 1978, pp. 166–176. doi: 10.1109/SFCS.1978.34.
- [16] D. Bini, M. Capovani, F. Romani, and G. Lotti, ‘ $O(n^{2.7799})$ complexity for $n \times n$ approximate matrix multiplication’, *Inf Process Lett*, vol. 8, no. 5, pp. 234–235, 1979, doi: [https://doi.org/10.1016/0020-0190\(79\)90113-3](https://doi.org/10.1016/0020-0190(79)90113-3).
- [17] A. Schönhage, ‘Partial and Total Matrix Multiplication’, *SIAM Journal on Computing*, vol. 10, no. 3, pp. 434–455, 1981, doi: 10.1137/0210032.
- [18] D. Coppersmith and S. Winograd, ‘On the asymptotic complexity of matrix multiplication’, in *22nd Annual Symposium on Foundations of Computer Science (sfcs 1981)*, 1981, pp. 82–90. doi: 10.1109/SFCS.1981.27.
- [19] V. Strassen, ‘The asymptotic spectrum of tensors and the exponent of matrix multiplication’, in *27th Annual Symposium on Foundations of Computer Science (sfcs 1986)*, 1986, pp. 49–54. doi: 10.1109/SFCS.1986.52.
- [20] D. Coppersmith and S. Winograd, ‘Matrix multiplication via arithmetic progressions’, *J Symb Comput*, vol. 9, no. 3, pp. 251–280, 1990, doi: [https://doi.org/10.1016/S0747-7171\(08\)80013-2](https://doi.org/10.1016/S0747-7171(08)80013-2).
- [21] A. J. Stothers, ‘On the complexity of matrix multiplication’, 2010, Accessed: Jul. 22, 2023. [Online]. Available: <https://era.ed.ac.uk/handle/1842/4734>
- [22] V. V. Williams, ‘Multiplying Matrices Faster than Coppersmith-Winograd’, in *Proceedings of the Forty-Fourth Annual ACM Symposium on Theory of Computing*, in STOC ’12. New York, NY, USA: Association for Computing Machinery, 2012, pp. 887–898. doi: 10.1145/2213977.2214056.
- [23] F. Le Gall, ‘Powers of Tensors and Fast Matrix Multiplication’, in *Proceedings of the 39th International Symposium on Symbolic and Algebraic Computation*, in ISSAC ’14. New York, NY, USA: Association for Computing Machinery, 2014, pp. 296–303. doi: 10.1145/2608628.2608664.
- [24] R. A. Rossi and N. K. Ahmed, ‘The Network Data Repository with Interactive Graph Analytics and Visualization’, in *AAAI*, 2015. [Online]. Available: <https://networkrepository.com>
- [25] K. Amunts *et al.*, ‘BigBrain: An Ultrahigh-Resolution 3D Human Brain Model’, *Science (1979)*, vol. 340, no. 6139, pp. 1472–1475, 2013.
- [26] Qiskit contributors, ‘Qiskit: An Open-source Framework for Quantum Computing’. 2023. doi: 10.5281/zenodo.2573505.
- [27] P. J. Fleming and J. J. Wallace, ‘How Not to Lie with Statistics: The Correct Way to Summarize Benchmark Results’, *Commun. ACM*, vol. 29, no. 3, pp. 218–221, Mar. 1986, doi: 10.1145/5666.5673.