

Co-evolving Vector Quantization for ID-based Recommendation

Qijiong Liu
The HK PolyU
liu@qijiong.work

Jiaren Xiao*
The HK PolyU
jiaren.xiao@polyu.edu.hk

Lu Fan*
The HK PolyU
cslfan@comp.polyu.edu.hk

Jieming Zhu
Huawei Noah's Ark Lab
jiemingzhu@ieee.org

Xiao-Ming Wu†
The HK PolyU
xiao-ming.wu@polyu.edu.hk

Abstract

Category information plays a crucial role in enhancing the quality and personalization of recommendations. Nevertheless, the availability of item category information is not consistently present, particularly in the context of ID-based recommendations. In this work, we propose an alternative approach to automatically learn and generate entity (i.e., user and item) categorical information at different levels of granularity, specifically for ID-based recommendation. Specifically, we devise a co-evolving vector quantization framework, namely COVE, which enables the simultaneous learning and refinement of code representation and entity embedding in an end-to-end manner, starting from the randomly initialized states. With its high adaptability, COVE can be easily integrated into existing recommendation models. We validate the effectiveness of COVE on various recommendation tasks including list completion, collaborative filtering, and click-through rate prediction, across different recommendation models. We will publish the code and data² for other researchers to reproduce our work.

1 Introduction

Recommender systems Wang et al. (2017); Liu et al. (2022); Wu et al. (2022) aim to ease the burden of decision-making by automatically suggesting personalized item recommendations tailored to a user's preferences and historical behavior. They cater to diverse objectives such as list completion, collaborative filtering, and click-through rate prediction. The varied objectives underscore the importance of devising methodologies that can adapt to different recommendation scenarios and deliver improved recommendations.

When crafting recommendation models and algorithms, the integration of categorical information, such as product types Cai et al. (2021) and user locations Liu et al. (2022); Moreira, Jannach, and da Cunha (2019), emerges as a pivotal consideration. These categorical attributes adeptly capture inherent characteristics of users or items, establishing meaningful associations. Consequently, recommender systems can learn diverse granularities of entities (e.g., user or item) representations. Furthermore, category features serve to mitigate the cold-start problem, providing an additional layer of information for less active (sparsely interacting) entities Gogna and Majumdar (2015); Barman, Hasan, and Roy (2019). This supplementary information is progressively refined by interactions

*Equal contribution (co-second authors).

†Corresponding author.

²<https://github.com/Jyonn/Cove>

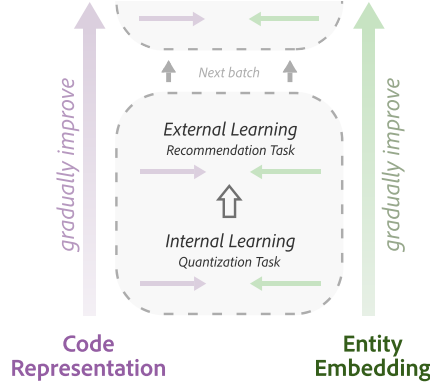


Figure 1: Illustration of our proposed co-evolving training. “Internal Learning” indicates code representations and entity embeddings are learned mutually through the internal quantization task, while “External Learning” refers to they are both supervised by the external recommendation task. The co-evolving training strategy enables their iterative upgrade to meaningful vectors from randomly initialized ones.

from active users or items during training, thereby aiding less active entities in obtaining more robust representations.

However, not all scenarios provide category features, as many recommendation datasets only include ID information. To address the absence of category attributes in ID-based recommendation contexts, we employ vector quantization (VQ) techniques as the core clustering algorithm to automatically generate categorical features. However, the application of VQ poses two challenges, as detailed below.

Firstly, previous vector quantization methods for recommendation Zhang et al. (2023); Rajput et al. (2023) often rely on *meaningful and fixed* entity (e.g., user or item) embeddings, derived from side information like content-aware item embeddings using pretrained models. They usually adopt a two-stage design, where clustering and recommendation training are carried out separately. However, the lack of side information in ID-based recommendation hinders the generation of meaningful entity embeddings during the initial training phrase, making the two-stage approach impractical. To tackle this challenge, we propose a “co-evolving vector quantization” framework, as illustrated in Figure 1. It enables dynamic adjustments of both entity embeddings and code representations (from the quantization codebook), starting from their initial random states, through internal inter-dependencies and external recommendation tasks, resulting in a robust and stable form. To achieve this, we employ differentiable vector quantization techniques Van Den Oord, Vinyals et al. (2017) and introduce a commitment loss (Section 3.1) to the quantization loss.

Secondly, it is crucial to select the appropriate level of detail for categories. Utilizing fine-grained categories may lead to sparse data for recommendations, whereas using coarse-grained categories may obscure important distinctions between entities. To address this challenge, we propose a cascaded clustering structure that can capture different levels of granularity in categorical attributes.

To summarize, we introduce a co-evolving vector quantization framework for ID-based recommendation scenario, namely **COVE**, which offers several notable advantages and capabilities as outlined below.

- **Easy adoption and high adaptability.** COVE is a pluggable module that can be conveniently integrated into a wide range of existing recommendation models for accommodating different recommendation scenarios, including list completion, collaborative filtering, and click-through rate prediction.
- **End-to-end framework.** Unlike previous works Liu et al. (2023); Rajput et al. (2023) that adopt a multi-stage training approach and pre-extract categories (or “semantic ids”) using clustering algorithms, COVE offers an end-to-end solution by training together with the recommender system. The end-to-end training allows for refining and optimizing the cate-

gorization to align with specific recommendation objectives and improve the performance of the model over time.

- **Effectiveness.** We conduct a comprehensive evaluation of COVE on multiple recommendation tasks, including list completion, collaborative filtering, and click-through rate prediction. The evaluation involves seven datasets and a comparison with 14 baseline methods. The results demonstrate the effectiveness of COVE, showcasing significant improvements across most scenarios. Notably, COVE demonstrates a relative improvement of up to 21.41% over state-of-the-art baselines in list completion tasks, highlighting its high effectiveness in this area.

2 Related Work

2.1 Recommender Systems

Recommender systems have been extensively studied in various application scenarios including (1) list completion, which aims to continue the user-curated list by sequence generation, (2) collaborative filtering (CF) that makes recommendation based on user-item interactions, and (3) click-through rate (CTR) prediction, which is a crucial task in the ranking phase of the recommendation pipeline.

List completion. Pioneer works based on Markov chain McFee and Lanckriet (2011, 2012); Chen et al. (2012) or neural networks Chen et al. (2018); Volkovs et al. (2018); Gatzoura et al. (2019); Tran, Sweeney, and Lee (2019) are mostly proposed for automatic playlist continuation. In recent years, sequential recommenders Tang and Wang (2018); Hidasi et al. (2016); Sun et al. (2019); He et al. (2020b) have been proposed to use an autoregressive way to generation items for list completion task, while FANS Liu et al. (2023) leverages non-autoregressive generation to improve both quality and efficiency.

Collaborative filtering. To overcome the scalability and sparsity issues in large-scale systems, matrix factorization Koren, Bell, and Volinsky (2009) techniques and deep learning-based methods have been widely adopted to capture underlying preferences and characteristics for personalized recommendation.

Click-through rate prediction. In recent years, deep learning-based CTR prediction models Cheng et al. (2016); Wang et al. (2017); Guo et al. (2018); Huang, Zhang, and Zhang (2019); Mao et al. (2023) have gained popularity. These models have demonstrated improved performance by leveraging the expressive power of neural networks to capture intricate patterns in user-item interactions.

2.2 Vector Quantization

Vector quantization (VQ) techniques Gray (1984) map a large set of input vectors into a small set of vectors (i.e., a codebook), which have been widely studied in computer vision Xia et al. (2013); Babenko and Lempitsky (2014); Razavi, Van den Oord, and Vinyals (2019) and speech coding Buzo et al. (1980); Juang and Gray (1982) domains.

Vector Quantization for Recommendation. To date, only a few studies explore the application of vector quantization techniques in the field of recommender systems. One line of research aims to improve the recommendation efficiency Ko et al. (2021); Lian et al. (2020); Van Balen and Levy (2019), while the other line targets in improving recommendation quality for content-based meaningful entity embedding Hou et al. (2023); Rajput et al. (2023). To the best of our knowledge, our COVE is the first to improve the recommendation quality in the ID-based recommendation context where side information is not available.

3 Proposed Framework: COVE

Figure 2a illustrates our differentiable and cascaded vector quantization (COVE) framework, which is designed to enhance *id-based* representations of both items and users. It involves a series of cascaded vector quantizers for extracting category-aware information at multiple levels of granularity. The vector quantizers are interconnected in a successive manner, with the output of one quantizer be the input to the next. The quantized multi-level code vectors are then fused and fed to a recommender

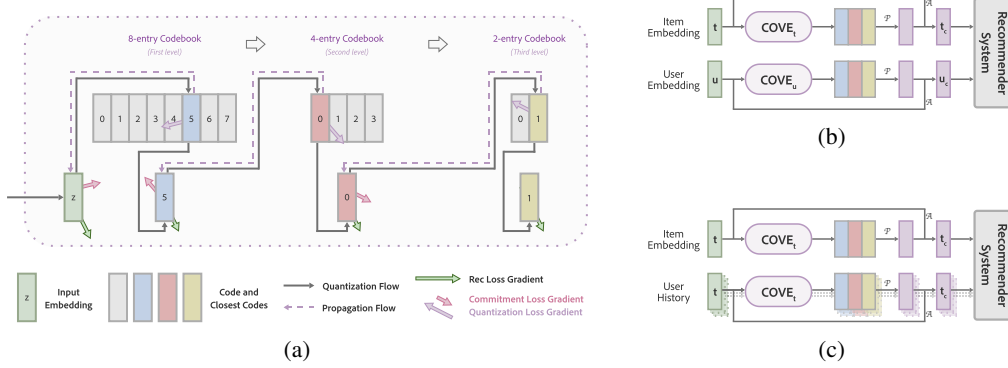


Figure 2: (a) Overview of our proposed co-evolving vector quantization (COVE) framework. (b) Integration of COVE to non-sequential recommenders. (c) Integration of COVE to sequential recommenders.

system to facilitate downstream recommendation tasks, as shown in Figure 2b and 2c. COVE and the recommender system are trained together in an end-to-end manner.

3.1 Cascaded Vector Quantization

Vector quantization Wu and Yu (2019) targets at grouping similar vectors into clusters by representing them with a small set of prototype vectors. We use a vector quantizer to locate the code vector within a codebook that closely matches the input embedding. The code vector is anticipated to capture and represent the categorical information associated with the input embedding. The vector quantizer includes a k -entry codebook $\mathbf{E} \in \mathbb{R}^{k \times d}$, where k is the number of the code vectors and d is the dimension of each code vector.

Given an input embedding $\mathbf{z} \in \mathbb{R}^d$, nearest neighbour search is performed to find the most similar code to \mathbf{z} within \mathbf{E} :

$$j = \arg \min_{i \in \{1, 2, \dots, k\}} \|\mathbf{z} - \mathbf{e}_i\|_2^2, \quad (1)$$

where $\mathbf{e}_i (1 \leq i \leq k)$ is any code vector in the codebook \mathbf{E} , and j is the index of the matched code vector \mathbf{e}_j .

Cascaded Quantization Flow

COVE employs a series of cascaded vector quantizers to capture categorical information at multiple levels of granularity. Figure 2a shows an example with three quantizers.

Let H be the number of quantizers (or levels of granularity). Each quantizer $Q^{(i)}$ has a v^i -entry codebook $\mathbf{E}^{(i)}$, where $i = 1, 2, \dots, H$. The quantizers are interconnected in a cascaded fashion, generating *fine-to-coarse* code vectors, i.e., $v^i > v^j$ for $i < j$. Each quantizer $Q^{(i)}$ takes the output of the previous quantizer (i.e., $Q^{(i-1)}$) as input, creating a quantization flow defined as follows.

$$\mathbf{z}_q^{(i)} = Q^{(i)}(\mathbf{z}^{(i-1)}),$$

$$\text{where } \mathbf{z}^{(i-1)} = \begin{cases} \mathbf{z}, & \text{if } i = 1 \\ \mathbf{z}_q^{(i-1)}, & \text{else} \end{cases} \quad (2)$$

where $\mathbf{z}_q^{(i)}$ is the output of quantizer $Q^{(i)}$.

Code Fusion Layer

As shown in Figure 2b and 2c, with the quantized multi-level code vectors $\mathbf{z}_q^{(i)} (i = 1, 2, \dots, H)$, we employ an average pooling operation (\mathcal{P}) to combine them into a single vector:

$$\bar{\mathbf{z}} = \frac{1}{H} \sum_i^H \mathbf{z}_q^{(i)}. \quad (3)$$

Further, we use a weighted residual connection (\mathcal{A}) to add the original vector \mathbf{z} to obtain the final category-aware representation \mathbf{z}_c , i.e.,

$$\mathbf{z}_c = \mathbf{z} + \alpha \bar{\mathbf{z}}, \quad (4)$$

where α is a hyperparameter that balances the two terms.

Differentiable Back Propagation

Since the nearest neighbour search algorithm is not differentiable, we utilize the straight-through estimator (STE) Bengio, Léonard, and Courville (2013) to approximate the gradient of each quantizer. Specifically, the gradient of the quantizer is approximated by the gradient of the identity function, which is defined as:

$$\frac{\partial \mathbf{z}_q^{(i)}}{\partial \mathbf{z}^{(i-1)}} \approx \frac{\partial \mathbf{z}^{(i-1)}}{\partial \mathbf{z}^{(i-1)}} = \mathbf{I}, \quad (5)$$

where \mathbf{I} is the identity matrix. Therefore, the quantization loss can be defined as:

$$L_{\text{quant}} = \sum_i^H \left(\|sg[\mathbf{z}^{(i-1)}] - \mathbf{z}_q^{(i)}\|_2^2 \right) + \beta \sum_i^H \left(\|\mathbf{z}^{(i-1)} - sg[\mathbf{z}_q^{(i)}]\|_2^2 \right), \quad (6)$$

where sg is the stop gradient operation, and β is a hyper-parameter that controls the trade-off between the two losses, i.e., the vector quantization loss (the first term) and the commitment cost (the second term). The vector quantization loss encourages the quantizer to select the closest vector in the codebook, while the commitment loss forces the quantizer to commit to a particular codebook entry.

3.2 Co-Evolving Training

As shown in Figure 2b and 2c, our COVE can be easily integrated into a wide range of recommender systems, including non-sequential recommenders and sequential recommenders. More precisely, COVE performs quantization on entity embeddings, extracting categorical information termed as cascaded code representation. Furthermore, it combines the initial entity embeddings, producing category-aware entity embeddings that seamlessly integrate within the recommender system. It's worth noting that we have designed both user COVE and item COVE modules, each meticulously tailored to process user and item embeddings, respectively. For the sequential recommendation context, user embedding will be learned by item history list, so only item COVE is required.

The cascaded codebook of COVE and entity embeddings are both initialized randomly prior to training. Initially, entity embeddings lack meaningful information, leading to insignificant quantization outcomes. As training progresses, the COVE module and the recommender model are jointly optimized through an external recommendation task (i.e., recommendation loss), gradually imbuing entity embeddings with semantic context. Furthermore, an internal quantization loss is introduced to enhance the clustering effectiveness of the codebook. The enriched category information (code representation) subsequently contributes to improved recommendation performance for entity embeddings in subsequent training batches. This cyclic iteration results in a double-helix refinement process, where the codebook and entity embeddings continuously enhance their representation learning throughout the training process. Specifically, the loss objective of the sequential and non-sequential recommenders can be respectively defined as:

$$L_{\text{seq}} = L_{\text{rec}} + \omega_q L_{\text{quant}}^{\text{item}}, \quad (7)$$

$$L_{\text{non_seq}} = L_{\text{seq}} + \omega_q L_{\text{quant}}^{\text{user}}, \quad (8)$$

where the hyperparameter ω_q balances the objectives of accurate recommendation and codebook quantization during the training process.

| Datasets | List Completion | | | CTR | | CF | |
|----------------|-----------------|-----------|-----------|-----------|-----------|-----------|-----------|
| | Zhihu | Spotify | Goodreads | MIND | MovieLens | Toys | Kindle |
| #Lists | 18,704 | 72,152 | 15,426 | 94,057 | 943 | 19,413 | 68,224 |
| #Items | 36,005 | 104,695 | 47,877 | 65,238 | 1,682 | 11,925 | 61,935 |
| #Interactions | 927,781 | 6,809,820 | 1,589,480 | 1,756,555 | 52,480 | 623,023 | 2,664,795 |
| Items per list | 49.59 | 94.38 | 103.04 | - | - | - | - |
| List Range | 10 ~ 200 | 20 ~ 300 | 20 ~ 300 | - | - | - | - |
| Samples | - | - | - | 9,993,270 | 69,881 | 1,246,064 | 5,329,590 |
| Density | 0.138% | 0.089% | 0.215% | 0.163% | 4.406% | 0.538% | 0.136% |

Table 1: Dataset statistics. The density is defined as the ratio of the number of interactions to the number of all possible interactions.

4 Experiment

4.1 Experimental Setup

Datasets.

We conducted offline experiments on three recommendation tasks, namely list completion, collaborative filtering (CF), and click-through rate (CTR) prediction. For the list completion task, we use three real-world datasets: Zhihu, Spotify, and Goodreads, which were crawled and compiled by He et al. (2020b). For the collaborative filtering task, we utilize two public datasets: Amazon Toys and Amazon Kindle Store, namely Toys and Kindle, respectively. Regarding the CTR prediction task, we employ two public datasets: MIND Wu et al. (2020) (small version) and MovieLens Harper and Konstan (2015) (100K version). The dataset statistics can be found in Table 1.

Preprocessing.

For the list completion task, we adopt the data preprocessing steps proposed by Liu et al. (2023). We iteratively perform the following two operations until the data no longer changes: 1) remove items with a frequency less than 10 from all lists; 2) truncate or filter the item list according to the maximum and minimum lengths specific to each dataset. Furthermore, we uniformly divide a qualifying list into two segments, namely the input and target lists. The lists are then partitioned into training, validation, and testing sets using an 8:1:1 ratio.

For the CF and CTR prediction datasets, we only use the user-item interaction data without any additional information. To be specific, for the MIND dataset, user historical behaviors are transformed into a list of user-item pairs, which are subsequently included in the training set. More details about the dataset preprocessing will be provided in the public code repository upon accepted.

Baselines and Variants of Our Method.

List completion. We take the state-of-the-art sequential recommendation methods and the item list completion models as baselines, including Caser Tang and Wang (2018), GRU4Rec Hidasi et al. (2016), SASRec Kang and McAuley (2018), BERT4Rec Sun et al. (2019), CAR He et al. (2020b)) and FANS Liu et al. (2023). We integrate COVE into BERT4Rec and FANS to obtain COVE_{BERT4Rec} and COVE_{FANS} models, respectively.

It is worth noting that FANS Liu et al. (2023) pre-extracts categorical item features based on the curated item lists among training, validation, and testing sets. These categorical knowledge is also added into baseline models for a fair comparison in the FANS paper. Since we learn the cascaded categorical features in an end-to-end manner, we do not use the pre-extracted categorical entity features in our experiments for both our method variants and baselines.

Collaborative filtering. We compare our method with representative CF models as baselines, including BPRMF Rendle et al. (2012), NeuMF He et al. (2017), CFKG Zhang et al. (2018) and LGCN He et al. (2020a) We integrate our proposed COVE module into these baselines and denote them as COVE_{BPRMF}, COVE_{NeuMF}, COVE_{CFKG}, and COVE_{LGCN}, respectively.

| Models | Caser (2018) | GRU4Rec (2016) | SASRec (2018) | CAR (2020) | BERT4Rec (2019) | COVE _{BERT4Rec} (ours) | FANS* (2023) | FANS _{TSC} (2023) | COVE _{FANS} (ours) | Imp. | |
|-----------|-----------------|-------------------|------------------|---------------|--------------------|------------------------------------|-----------------|-------------------------------|--------------------------------|---------------|--------|
| Zhihu | N@5 | 0.0065 | 0.0058 | 0.0046 | 0.0050 | 0.0136 | 0.0220 | 0.0256 | 0.0232 | 0.0301 | 17.58% |
| | N@10 | 0.0105 | 0.0085 | 0.0074 | 0.0087 | 0.0198 | 0.0305 | 0.0389 | 0.0337 | 0.0428 | 10.03% |
| | HR@5 | 0.0926 | 0.0819 | 0.0728 | 0.0770 | 0.1664 | 0.2333 | 0.2857 | 0.2670 | 0.3034 | 6.20% |
| | HR@10 | 0.1812 | 0.1597 | 0.1423 | 0.1664 | 0.2933 | 0.3987 | 0.4819 | 0.4604 | 0.4859 | 0.83% |
| Spotify | N@5 | 0.0187 | 0.0041 | 0.0037 | 0.0040 | 0.0136 | 0.0202 | 0.0313 | 0.0315 | 0.0352 | 11.75% |
| | N@10 | 0.0262 | 0.0057 | 0.0054 | 0.0057 | 0.0229 | 0.0298 | 0.0461 | 0.0438 | 0.0519 | 12.58% |
| | HR@5 | 0.2786 | 0.0805 | 0.0825 | 0.0793 | 0.2350 | 0.3242 | 0.4071 | 0.3992 | 0.4385 | 7.71% |
| | HR@10 | 0.3983 | 0.1236 | 0.1257 | 0.1227 | 0.3212 | 0.4559 | 0.5927 | 0.5552 | 0.6282 | 5.99% |
| Goodreads | N@5 | 0.0039 | 0.0053 | 0.0049 | 0.0040 | 0.0108 | 0.0130 | 0.0334 | 0.0293 | 0.0399 | 19.46% |
| | N@10 | 0.0053 | 0.0068 | 0.0064 | 0.0058 | 0.0160 | 0.0180 | 0.0467 | 0.0418 | 0.0567 | 21.41% |
| | HR@5 | 0.0694 | 0.0856 | 0.0830 | 0.0726 | 0.1634 | 0.1829 | 0.3819 | 0.3268 | 0.4275 | 11.94% |
| | HR@10 | 0.1109 | 0.1252 | 0.1187 | 0.1109 | 0.2678 | 0.2678 | 0.5149 | 0.4514 | 0.5473 | 6.29% |

Table 2: Effectiveness of our COVE method in the list completion scenario. We bold the best results. The asterisk (*) indicates that the method uses pre-extracted categorical features which is learnt from the overall dataset including the test set.

| Models | | BPRMF (2012) | COVE _{BPRMF} (ours) | Imp. | NeuMF (2017) | COVE _{NeuMF} (ours) | Imp. | CFKG (2018) | COVE _{CFKG} (ours) | Imp. | LGCN (2020) | COVE _{LGCN} (ours) | Imp. |
|---------|-------|-----------------|---------------------------------|-------|-----------------|---------------------------------|-------|----------------|--------------------------------|--------|----------------|--------------------------------|-------|
| Toys | N@5 | 0.2156 | 0.2204 | 2.23% | 0.1822 | 0.1905 | 4.56% | 0.2136 | 0.2443 | 14.37% | 0.2282 | 0.2318 | 1.58% |
| | N@10 | 0.2466 | 0.2520 | 2.19% | 0.2154 | 0.2225 | 3.30% | 0.2466 | 0.2778 | 12.65% | 0.2629 | 0.2666 | 1.41% |
| | HR@5 | 0.2959 | 0.3039 | 2.70% | 0.2560 | 0.2661 | 3.95% | 0.3002 | 0.3393 | 13.02% | 0.3185 | 0.3233 | 1.51% |
| | HR@10 | 0.3918 | 0.4021 | 2.63% | 0.3585 | 0.3653 | 1.90% | 0.4028 | 0.4433 | 10.05% | 0.4260 | 0.4312 | 1.22% |
| Kindles | N@5 | 0.4712 | 0.4747 | 0.74% | 0.4341 | 0.4442 | 2.33% | 0.3143 | 0.3235 | 2.93% | 0.5105 | 0.5141 | 0.71% |
| | N@10 | 0.5135 | 0.5170 | 0.68% | 0.4708 | 0.4794 | 1.83% | 0.3574 | 0.3666 | 2.57% | 0.5438 | 0.5482 | 0.81% |
| | HR@5 | 0.6279 | 0.6328 | 0.78% | 0.5646 | 0.5721 | 1.33% | 0.4375 | 0.4475 | 2.28% | 0.6466 | 0.6537 | 1.10% |
| | HR@10 | 0.7579 | 0.7628 | 0.65% | 0.6778 | 0.6807 | 0.43% | 0.5708 | 0.5811 | 1.80% | 0.7492 | 0.7586 | 1.25% |

Table 3: Effectiveness of our COVE method in the collaborative filtering scenario. We bold the best results.

Click-through rate prediction. We compare our method with the widely used and state-of-the-art deep CTR models, including DeepFM Guo et al. (2018), DCN Wang et al. (2017), FiBiNET Huang, Zhang, and Zhang (2019), and FinalMLP Mao et al. (2023). We integrate our proposed COVE module into these baselines and denote the integrated models as COVE_{DeepFM}, COVE_{DCN}, COVE_{FinalMLP}, and COVE_{FiBiNET}, respectively.

Evaluation Protocols.

We follow the common practice Shi et al. (2019) to evaluate the effectiveness of recommendation models with the widely used metrics, i.e., Normalized Discounted Cumulative Gain Järvelin and Kekäläinen (2002) (NDCG@k) and Hit Ratio (HR@k). In this work, we set $k = \{5, 10\}$.

Implementation Details.

During training, we adopt the Adam optimizer as the gradient descent algorithm. For all models, the embedding dimension is set to 64. **For the list completion task**, we set the batch size to 256 and the learning rate to 0.01 following Liu et al. (2023). We use 3 Transformer layers for all Transformer-based models and 3 hidden layers for the GRU4Rec model. For the Caser model, we follow the original implementation and settings, and set the max sequence length to 5. We set the number of attention heads to 8 for all Transformer-based methods on the three datasets of list completion. **For the collaborative filtering task**, we set the batch size to 1024 and the learning rate to 0.001. For the LGCN model, we set the number of GCN layers to 3. **For the CTR prediction task**, we set the batch size to 5000, the learning rate to 0.001, the number of DNN layers to 3, the size of each hidden layer to 1000, and the dropout rate to 0.1 for all models. For the DCN model, we set the number of cross layers to 3. For the FiBiNET model, we set the number of feature interaction blocks to 3.

We carefully tune the hyper-parameters of all models on the validation set and report the best results achieved on the test set. The results are averaged over 5 runs. Due to space constraints, we will furnish the details in future publications. All the methods were trained using NVIDIA GeForce RTX 3090 with 24GB memory.

| Models | DCN (2017) | COVE _{DCN} (ours) | Imp. | DeepFM (2018) | COVE _{DeepFM} (ours) | Imp. | FiBiNET (2019) | COVE _{FiBiNET} (ours) | Imp. | FinalMLP (2023) | COVE _{FinalMLP} (ours) | Imp. | |
|-----------|---------------|-------------------------------|---------------|------------------|----------------------------------|---------------|-------------------|-----------------------------------|---------------|--------------------|------------------------------------|---------------|-------|
| MIND | N@5 | 0.2031 | 0.2173 | 6.99% | 0.2170 | 0.2428 | 11.89% | 0.2181 | 0.2319 | 6.33% | 0.2176 | 0.2265 | 4.09% |
| | N@10 | 0.2623 | 0.2770 | 5.60% | 0.2749 | 0.2992 | 8.83% | 0.2760 | 0.2881 | 4.38% | 0.2757 | 0.2823 | 2.39% |
| | HR@5 | 0.3958 | 0.4101 | 3.61% | 0.4065 | 0.4353 | 7.08% | 0.4081 | 0.4336 | 6.25% | 0.4061 | 0.4202 | 3.47% |
| | HR@10 | 0.5889 | 0.6012 | 2.09% | 0.5948 | 0.6156 | 3.49% | 0.5949 | 0.6129 | 3.03% | 0.5935 | 0.6007 | 1.21% |
| MovieLens | N@1 | 0.6781 | 0.7047 | 3.92% | 0.6640 | 0.7035 | 5.95% | 0.7016 | 0.7328 | 4.45% | 0.7000 | 0.7440 | 6.29% |
| | N@5 | 0.7029 | 0.7204 | 2.49% | 0.7014 | 0.7152 | 1.97% | 0.7314 | 0.7445 | 1.79% | 0.7337 | 0.7431 | 1.28% |
| | N@10 | 0.7465 | 0.7569 | 1.39% | 0.7433 | 0.7524 | 1.22% | 0.7679 | 0.7862 | 2.38% | 0.7696 | 0.7818 | 1.59% |
| | HR@5 | 0.9969 | 0.9984 | 0.15% | 0.9969 | 0.9984 | 0.15% | 0.9953 | 0.9969 | 0.16% | 0.9937 | 0.9987 | 0.50% |

Table 4: Effectiveness of our COVE method in the click-through rate prediction scenario. We bold the best results.

| Datasets | | | Zhihu | | | | | | | | Goodreads | | | | | | | |
|----------|-------|-------|--------------------------|---------------|---------------|---------------|----------------------|---------------|---------------|---------------|--------------------------|---------------|---------------|---------------|----------------------|---------------|---------------|---------------|
| Models | | | COVE _{BERT4Rec} | | | | COVE _{FANS} | | | | COVE _{BERT4Rec} | | | | COVE _{FANS} | | | |
| v^1 | v^2 | v^3 | N@5 | N@10 | HR@5 | HR@10 | N@5 | N@10 | HR@5 | HR@10 | N@5 | N@10 | HR@5 | HR@10 | N@5 | N@10 | HR@5 | HR@10 |
| 10 | - | - | 0.0197 | <u>0.0295</u> | 0.2151 | 0.3752 | 0.0280 | <u>0.0412</u> | <u>0.3002</u> | <u>0.4839</u> | <u>0.0113</u> | <u>0.0165</u> | <u>0.1654</u> | 0.2510 | 0.0396 | 0.0561 | 0.4267 | 0.5473 |
| 20 | - | - | 0.0208 | 0.0307 | 0.2327 | 0.3953 | 0.0273 | 0.0403 | 0.2895 | 0.4745 | 0.0105 | 0.0151 | <u>0.1654</u> | <u>0.2588</u> | <u>0.0388</u> | <u>0.0554</u> | <u>0.4120</u> | <u>0.5363</u> |
| 50 | - | - | <u>0.0199</u> | 0.0277 | <u>0.2204</u> | <u>0.3852</u> | 0.0299 | <u>0.0411</u> | 0.2975 | 0.4758 | 0.0119 | 0.0169 | 0.1673 | 0.2549 | 0.0375 | 0.0540 | 0.4066 | 0.5288 |
| 100 | - | - | 0.0142 | 0.0214 | 0.1691 | 0.3081 | <u>0.0288</u> | 0.0414 | 0.3044 | 0.4866 | 0.0104 | <u>0.0153</u> | 0.1511 | 0.2412 | 0.0366 | 0.0510 | 0.4034 | 0.5201 |
| 500 | - | - | 0.0057 | 0.0094 | 0.0910 | 0.1752 | 0.0249 | 0.0397 | 0.2702 | 0.4685 | 0.0110 | 0.0158 | <u>0.1654</u> | 0.2601 | 0.0367 | 0.0516 | 0.3865 | 0.5071 |
| 100 | 10 | - | 0.0192 | 0.0271 | 0.2129 | 0.3705 | 0.0270 | 0.0384 | 0.2884 | 0.4651 | 0.0096 | 0.0148 | 0.1654 | 0.2588 | <u>0.0387</u> | <u>0.0555</u> | 0.4021 | <u>0.5383</u> |
| 200 | 10 | - | 0.0235 | 0.0311 | 0.2429 | 0.3832 | 0.0271 | 0.0389 | 0.2970 | 0.4705 | 0.0130 | 0.0180 | 0.1829 | 0.2678 | 0.0368 | 0.0531 | 0.3872 | 0.5350 |
| 500 | 10 | - | <u>0.0223</u> | 0.0307 | <u>0.2376</u> | 0.3966 | 0.0301 | 0.0428 | <u>0.3034</u> | <u>0.4859</u> | 0.0108 | 0.0163 | 0.1673 | <u>0.2724</u> | 0.0379 | 0.0540 | <u>0.4092</u> | 0.5363 |
| 1000 | 10 | - | 0.0219 | <u>0.0308</u> | 0.2322 | <u>0.4040</u> | 0.0251 | 0.0364 | 0.2627 | 0.4436 | 0.0084 | 0.0119 | 0.1386 | 0.2121 | 0.0344 | 0.0491 | 0.3761 | 0.5032 |
| 200 | 20 | - | 0.0165 | 0.0244 | 0.1851 | 0.3275 | 0.0282 | 0.0412 | 0.3066 | <u>0.4899</u> | <u>0.0116</u> | 0.0159 | 0.1699 | 0.2536 | 0.0379 | 0.0542 | 0.3988 | 0.5318 |
| 400 | 20 | - | 0.0182 | 0.0276 | 0.2113 | 0.3799 | 0.0279 | 0.0412 | 0.2884 | 0.4919 | 0.0088 | 0.0133 | 0.1388 | 0.2348 | 0.0368 | 0.0538 | 0.3956 | 0.5337 |
| 8000 | 20 | - | 0.0197 | 0.0291 | 0.2349 | 0.4047 | 0.0268 | 0.0395 | 0.2900 | 0.4826 | 0.0089 | 0.0125 | 0.1420 | 0.2185 | 0.0373 | 0.0539 | <u>0.4092</u> | <u>0.5383</u> |
| 500 | 50 | - | 0.0114 | 0.0164 | 0.1482 | 0.2631 | <u>0.0294</u> | <u>0.0419</u> | 0.3028 | 0.4893 | 0.0112 | <u>0.0166</u> | <u>0.1783</u> | 0.2769 | 0.0399 | 0.0567 | 0.4275 | 0.5473 |
| 2500 | 50 | - | 0.0095 | 0.0148 | 0.1348 | 0.2517 | 0.0264 | 0.0388 | 0.2868 | 0.4631 | 0.0103 | 0.0148 | 0.1556 | 0.2510 | 0.0359 | 0.0516 | 0.3761 | 0.5065 |
| 4000 | 200 | 10 | <u>0.0199</u> | <u>0.0294</u> | 0.2301 | 0.3906 | <u>0.0266</u> | <u>0.0388</u> | 0.2895 | 0.4765 | 0.0090 | <u>0.0134</u> | 0.1446 | 0.2425 | 0.0393 | 0.0553 | 0.4040 | 0.5435 |
| 8000 | 400 | 20 | 0.0200 | <u>0.0285</u> | <u>0.2204</u> | <u>0.3691</u> | <u>0.0245</u> | <u>0.0365</u> | <u>0.2755</u> | <u>0.4651</u> | <u>0.0088</u> | 0.0136 | <u>0.1381</u> | 0.2425 | <u>0.0383</u> | <u>0.0544</u> | <u>0.4008</u> | <u>0.5350</u> |

Table 5: Impact of the number of COVE layers (H) and the number of entries of each layer (v^i). The best results are indicated in bold, while the second-best results are underlined. A hyphen (-) indicates the absence of a layer. For example, “100(v^1) 10(v^2) -(V^3)” means that the COVE has only two layers, and the first and second layer correspond to a 100-entry and 10-entry codebook, respectively. We fix $\alpha, \beta, \omega_c, \omega_q$ to 1.0 in this experiment.

4.2 List Completion

Table 2 presents a comparison of the state-of-the-art sequential recommenders with our proposed COVE variants on the list completion task. Based on the results, we can make the following observations. **Firstly**, for both autoregressive and non-autoregressive models, our proposed COVE module can significantly improve the performance of the baseline models. For example, COVE_{BERT4Rec} can achieve an average improvement of 38% and 31% in terms of NDCG@5 and HR@5 among all datasets, compared with BERT4Rec. **Secondly**, since the FANS models leverage item category information in their design, they outperform other autoregressive baselines. However, our COVE-integrated variant COVE_{FANS} can still achieve better performance than FANS, which implies that the end-to-end training models utilizing differentiable vector quantization can effectively learn improved clustering features compared to the word2vec+kmeans Liu et al. (2023) approach that relies on

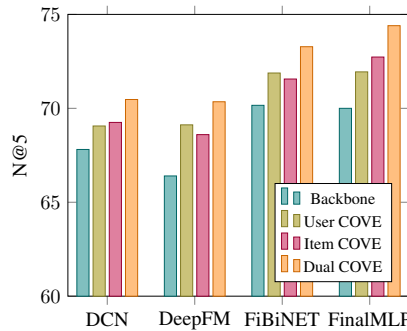


Figure 3: Influence of the use of user and item COVE in non-sequential recommendation.

pre-extracted features. **Thirdly**, in the Spotify dataset, the performance of the CNN-based Caser model is better than Transformer-based BERT4Rec model, which is aligned with the observation in Liu et al. (2023). One possible reason is that the local knowledge of the Spotify dataset is more important than the global information.

4.3 Collaborative Filtering

Table 3 displays the results of the popular CF models, along with our proposed COVE variants on the collaborative filtering task. From the results, we can make the following observation. Our proposed COVE consistently enhances the performance on the two datasets, resulting in significant improvements compared to the baseline models.

4.4 Click-Through Rate Prediction

Table 4 shows the results of the widely-used CTR prediction models and our proposed COVE variants on the CTR prediction task. Based on the results, we can make the following observations. Among all CTR prediction models, our COVE variants outperform the baseline models.

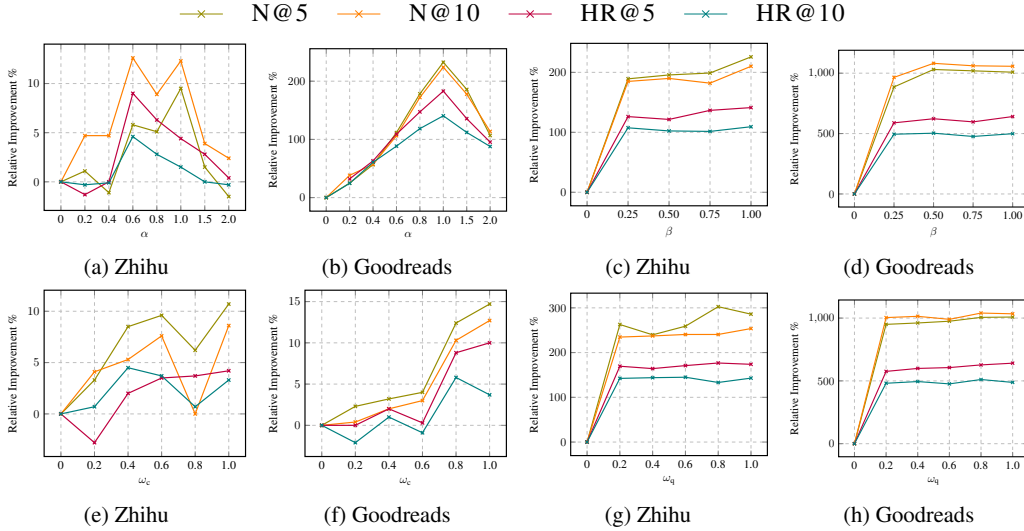


Figure 4: Impact of the residual connection weight α , the quantization commitment cost β , the codebook classification loss weight ω_c , and the quantization loss weight ω_q . We use the model with $\alpha = 0$ as the reference baseline for (a) and (b), and measure the *relative improvement* of each metric compared to the baseline for various values of α , defined as $(m_\alpha - m_0)/m_0 * 100\%$, where m is one of the metrics in $\{N@5, N@10, HR@5, HR@10\}$. Therefore, the relative improvement of $\alpha = 0$ is constant at 0%. Similarly, we use the model with $\beta = 0$ as the reference baseline for (c) and (d), $\omega_c = 0$ for (e) and (f), and $\omega_q = 0$ for (g) and (h).

4.5 Ablation Study

We study the effects of the number of layers and the number of entries (i.e., codebook size) in COVE. We vary the number of layers from 1 to 3 and the number of entries within a range from 10 to 8,000. We fix other hyper-parameters and report the results of COVE_{BERT4Rec} and COVE_{FANS}. As illustrated in Table 5, we conduct experiments on the Zhihu and Goodreads datasets. From the results, we can make the following observations. **Firstly**, the best results of two-layer COVE variants are better than those of one-layer COVE variants on both datasets, indicating that COVE can effectively capture the hierarchical category information to further improve the entity representations. **Secondly**, different variants prefer different numbers of entries. For example, on the Zhihu dataset, COVE_{BERT4Rec} prefers a small number of entries in the first layer (i.e., 200), while COVE_{FANS} prefers a large number of entries in the same layer (i.e., 500). **Thirdly**, different datasets prefer different numbers of entries.

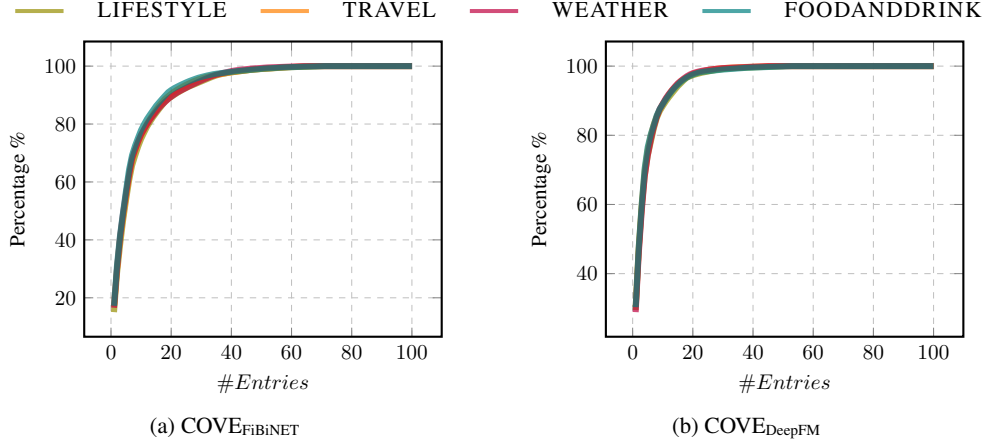


Figure 5: Visualization of the learned code representations.

For example, for the COVE_{BERT4Rec} variant, the best number of entries is 20 on the Zhihu dataset and 50 on the Goodreads dataset. **Fourthly**, as the number of entries increases, the performance of COVE variants first increases and then decreases. One possible reason is that a small number of entries may exhibit boundary effects, and as the entry size increases, the boundaries of the clusters gradually become blurred. However, when the number of entries is too large, the number of entities in each entry is too small, which may lead to insufficient learning of categorical feature. Moreover, the layer and entry numbers need to be carefully adjusted, otherwise it may lead to negative effects.

We also test the effectiveness of the dual COVE (i.e., using both user and item COVE) in the CTR prediction scenario. As shown in Figure 3, we test four base models on the MovieLens dataset and the results prove that both user and item COVE could boost the performance of baselines.

4.6 Impact of Hyper-parameters

We explore the impacts of the residual connection weight α , the quantization commitment cost β , the quantization loss weight ω_q , and the codebook classification loss weight ω_c . The experiments are conducted on two list completion datasets, i.e., Zhihu and Goodreads. Based on the results from Section 4.5, we take the best COVE configuration of the COVE_{FANS} model, i.e., (500, 10) for the Zhihu dataset and (500, 50) for the Goodreads dataset. Based on the results from Figure 4, we can make the following observations. **Firstly**, the performance of baselines (i.e., when hyper-parameters are set to 0) is inferior to the most of the cases, indicating the effectiveness of these hyper-parameters. **Secondly**, different datasets achieve the best performance at different hyper-parameter settings. For example, the Zhihu dataset reaches the best performance at $\alpha = 0.6$, while for the Goodreads dataset, $\alpha = 1.0$. **Thirdly**, unlike the computer vision domain where the quantization commitment cost β is usually set to 0.25 Van Den Oord, Vinyals et al. (2017), in the recommendation domain, a higher β (i.e., 1.0 for the Zhihu dataset or 0.50 for the Goodreads dataset) gets a higher performance. **Fourthly**, due to the equivalent performance shown by the hyperparameters when set to 1 in the Figure 4(a)(c)(e)(g) for the Zhihu dataset (e.g., the performance of $\alpha = 1$ in Figure 4(a) is equivalent to that of $\beta = 1$ in Figure 4(c)), we can assess the performance when the hyperparameters are set to 0 by examining the range on the vertical axis (e.g., comparing the performance of $\alpha = 0$ in Figure 4(a) with that of $\beta = 0$ in Figure 4(c)). A wider range signifies a larger disparity between the performance at 0 and 1 for the hyperparameters. This indicates that when this particular hyper-parameter is set to 0, the resulting effect is poorer, highlighting its greater significance. Therefore, we can observe that the ranking of importance for these four hyperparameters is: $\omega_q > \beta > \alpha \approx \omega_c$. Similarly, according to Figure 4(b)(d)(f)(h) for the Goodreads dataset, the importance ranking is: $\omega_q \approx \beta > \alpha > \omega_c$.

4.7 Visualization

We present the results of our visualization experiments conducted on the MIND news dataset, where each news article is assigned a specific category from a set of 18 categories (previously unused in our

experiments). Our evaluation focuses on two variants: COVE_{FIBINET} and COVE_{DeepFM}, which are trained using a single-level vector quantizer with a 100-entry codebook.

To assess the effectiveness of the clustering, we randomly select four real categories, namely “lifestyle”, “travel”, “weather”, and “foodanddrink”. For each category, we calculate the number of news articles under that category for each codebook entry. This process generated a sorted array with a length of 100. Next, we perform an iterative sum operation to calculate the percentage of the selected category covered by considering the first- i codebook entries.

Figure 5 presents the visualization of these results. Each line indicates a real category, and each point (i, j) on the line corresponds to the percentage of the selected category covered by considering i codebook entries. Therefore, we can make the following observations. **Firstly**, the lines representing the four selected categories perfectly overlap with each other, demonstrating the fairness of COVE towards different categories and the robustness of the learned code representations. **Secondly**, a steeper line indicates a higher clustering performance, as it implies that a greater proportion of the news articles under the corresponding category can be represented using fewer codebook entries. In COVE_{DeepFM}, the top-20 entries involve almost 100% news articles of the current category, while COVE_{FIBINET} needs the top-40 entries to achieve a similar coverage, indicating COVE_{DeepFM} performs better than COVE_{FIBINET}.

5 Conclusion

We have proposed a novel vector quantization approach, namely COVE, to learn category-aware entity representations at multiple granularity levels in ID-based recommender systems. The flexibility of COVE allows for its seamless integration into a variety of existing recommender systems. Through comprehensive experiments conducted across diverse recommendation scenarios, we have demonstrated the effectiveness of COVE in enhancing the performance of various recommendation models. Additionally, our visualization experiments have further validated the robustness of the learned category-aware code representations.

References

- Babenko, A.; and Lempitsky, V. 2014. Additive quantization for extreme vector compression. In *Proceedings of the IEEE Conference on Computer Vision and Pattern Recognition*, 931–938.
- Barman, S. D.; Hasan, M.; and Roy, F. 2019. A genre-based item-item collaborative filtering: facing the cold-start problem. In *Proceedings of the 2019 8th international conference on software and computer applications*, 258–262.
- Bengio, Y.; Léonard, N.; and Courville, A. 2013. Estimating or propagating gradients through stochastic neurons for conditional computation. *arXiv preprint arXiv:1308.3432*.
- Buzo, A.; Gray, A.; Gray, R.; and Markel, J. 1980. Speech coding based upon vector quantization. *IEEE Transactions on Acoustics, Speech, and Signal Processing*, 28(5): 562–574.
- Cai, R.; Wu, J.; San, A.; Wang, C.; and Wang, H. 2021. Category-aware collaborative sequential recommendation. In *Proceedings of the 44th international ACM SIGIR conference on research and development in information retrieval*, 388–397.
- Chen, C.-W.; Lamere, P.; Schedl, M.; and Zamani, H. 2018. Recsys Challenge 2018: Automatic Music Playlist Continuation. In *Proceedings of the 12th ACM Conference on Recommender Systems*, RecSys ’18, 527–528. New York, NY, USA: Association for Computing Machinery. ISBN 9781450359016.
- Chen, S.; Moore, J. L.; Turnbull, D.; and Joachims, T. 2012. Playlist Prediction via Metric Embedding. In *Proceedings of the 18th ACM SIGKDD International Conference on Knowledge Discovery and Data Mining*, KDD ’12, 714–722. New York, NY, USA: Association for Computing Machinery. ISBN 9781450314626.
- Cheng, H.-T.; Koc, L.; Harmsen, J.; Shaked, T.; Chandra, T.; Aradhye, H.; Anderson, G.; Corrado, G.; Chai, W.; Ispir, M.; et al. 2016. Wide & deep learning for recommender systems. In *Proceedings of the 1st workshop on deep learning for recommender systems*, 7–10.

- Gatzioura, A.; Vinagre, J.; Jorge, A. M.; and Sanchez-Marre, M. 2019. A Hybrid Recommender System for Improving Automatic Playlist Continuation. *IEEE Transactions on Knowledge and Data Engineering*, 33(5): 1819–1830.
- Gogna, A.; and Majumdar, A. 2015. A comprehensive recommender system model: Improving accuracy for both warm and cold start users. *IEEE Access*, 3: 2803–2813.
- Gray, R. 1984. Vector quantization. *IEEE Assp Magazine*, 1(2): 4–29.
- Guo, H.; Tang, R.; Ye, Y.; Li, Z.; He, X.; and Dong, Z. 2018. Deepfm: An end-to-end wide & deep learning framework for CTR prediction. *arXiv preprint arXiv:1804.04950*.
- Harper, F. M.; and Konstan, J. A. 2015. The movielens datasets: History and context. *Acm transactions on interactive intelligent systems (tiis)*, 5(4): 1–19.
- He, X.; Deng, K.; Wang, X.; Li, Y.; Zhang, Y.; and Wang, M. 2020a. Lightgcn: Simplifying and powering graph convolution network for recommendation. In *Proceedings of the 43rd International ACM SIGIR conference on research and development in Information Retrieval*, 639–648.
- He, X.; Liao, L.; Zhang, H.; Nie, L.; Hu, X.; and Chua, T.-S. 2017. Neural collaborative filtering. In *Proceedings of the 26th international conference on world wide web*, 173–182.
- He, Y.; Zhang, Y.; Liu, W.; and Caverlee, J. 2020b. Consistency-Aware Recommendation for User-Generated Item List Continuation. In *Proceedings of the 13th International Conference on Web Search and Data Mining, WSDM '20*, 250–258. New York, NY, USA: Association for Computing Machinery. ISBN 9781450368223.
- Hidasi, B.; Karatzoglou, A.; Baltrunas, L.; and Tikk, D. 2016. Session-based Recommendations with Recurrent Neural Networks. In Bengio, Y.; and LeCun, Y., eds., *4th International Conference on Learning Representations, ICLR 2016, San Juan, Puerto Rico, May 2-4, 2016, Conference Track Proceedings*.
- Hou, Y.; He, Z.; McAuley, J.; and Zhao, W. X. 2023. Learning vector-quantized item representation for transferable sequential recommenders. In *Proceedings of the ACM Web Conference 2023*, 1162–1171.
- Huang, T.; Zhang, Z.; and Zhang, J. 2019. FiBiNET: combining feature importance and bilinear feature interaction for click-through rate prediction. In *Proceedings of the 13th ACM Conference on Recommender Systems*, 169–177.
- Järvelin, K.; and Kekäläinen, J. 2002. Cumulated gain-based evaluation of IR techniques. *ACM Transactions on Information Systems (TOIS)*, 20(4): 422–446.
- Juang, B.-H.; and Gray, A. 1982. Multiple stage vector quantization for speech coding. In *ICASSP'82. IEEE International Conference on Acoustics, Speech, and Signal Processing*, volume 7, 597–600. IEEE.
- Kang, W.-C.; and McAuley, J. 2018. Self-Attentive Sequential Recommendation. In *2018 IEEE International Conference on Data Mining (ICDM)*, 197–206. IEEE.
- Ko, Y.; Yu, J.-S.; Bae, H.-K.; Park, Y.; Lee, D.; and Kim, S.-W. 2021. MASCOT: A Quantization Framework for Efficient Matrix Factorization in Recommender Systems. In *2021 IEEE International Conference on Data Mining (ICDM)*, 290–299. IEEE.
- Koren, Y.; Bell, R.; and Volinsky, C. 2009. Matrix factorization techniques for recommender systems. *Computer*, 42(8): 30–37.
- Lian, D.; Xie, X.; Chen, E.; and Xiong, H. 2020. Product quantized collaborative filtering. *IEEE Transactions on Knowledge and Data Engineering*, 33(9): 3284–3296.
- Liu, Q.; Zhu, J.; Dai, Q.; and Wu, X. 2022. Boosting Deep CTR Prediction with a Plug-and-Play Pre-trainer for News Recommendation. In *Proceedings of the 29th International Conference on Computational Linguistics*, 2823–2833.

- Liu, Q.; Zhu, J.; Wu, J.; Wu, T.; Dong, Z.; and Wu, X.-M. 2023. FANS: Fast Non-Autoregressive Sequence Generation for Item List Continuation. In *Proceedings of the ACM Web Conference 2023*, 3309–3318.
- Mao, K.; Zhu, J.; Su, L.; Cai, G.; Li, Y.; and Dong, Z. 2023. FinalMLP: An Enhanced Two-Stream MLP Model for CTR Prediction. *arXiv preprint arXiv:2304.00902*.
- McFee, B.; and Lanckriet, G. R. 2011. The Natural Language of Playlists. In *The International Society for Music Information Retrieval (ISMIR)*, volume 11, 537–541.
- McFee, B.; and Lanckriet, G. R. 2012. Hypergraph Models of Playlist Dialects. In *The International Society for Music Information Retrieval (ISMIR)*, volume 12, 343–348.
- Moreira, G. d. S. P.; Jannach, D.; and da Cunha, A. M. 2019. On the importance of news content representation in hybrid neural session-based recommender systems. *arXiv preprint arXiv:1907.07629*.
- Rajput, S.; Mehta, N.; Singh, A.; Keshavan, R. H.; Vu, T.; Heldt, L.; Hong, L.; Tay, Y.; Tran, V. Q.; Samost, J.; et al. 2023. Recommender Systems with Generative Retrieval. *arXiv preprint arXiv:2305.05065*.
- Razavi, A.; Van den Oord, A.; and Vinyals, O. 2019. Generating diverse high-fidelity images with vq-vae-2. *Advances in neural information processing systems*, 32.
- Rendle, S.; Freudenthaler, C.; Gantner, Z.; and Schmidt-Thieme, L. 2012. BPR: Bayesian personalized ranking from implicit feedback. *arXiv preprint arXiv:1205.2618*.
- Shi, C.; Han, X.; Song, L.; Wang, X.; Wang, S.; Du, J.; and Philip, S. Y. 2019. Deep collaborative filtering with multi-aspect information in heterogeneous networks. *IEEE transactions on knowledge and data engineering*, 33(4): 1413–1425.
- Sun, F.; Liu, J.; Wu, J.; Pei, C.; Lin, X.; Ou, W.; and Jiang, P. 2019. BERT4Rec: Sequential Recommendation with Bidirectional Encoder Representations from Transformer. In *Proceedings of the 28th ACM International Conference on Information and Knowledge Management, CIKM '19*, 1441–1450. New York, NY, USA: Association for Computing Machinery. ISBN 9781450369763.
- Tang, J.; and Wang, K. 2018. Personalized Top-N Sequential Recommendation via Convolutional Sequence Embedding. *WSDM '18*, 565–573. New York, NY, USA: Association for Computing Machinery. ISBN 9781450355810.
- Tran, T.; Sweeney, R.; and Lee, K. 2019. Adversarial Mahalanobis Distance-Based Attentive Song Recommender for Automatic Playlist Continuation. In *Proceedings of the 42nd International ACM SIGIR Conference on Research and Development in Information Retrieval, SIGIR '19*, 245–254. New York, NY, USA: Association for Computing Machinery. ISBN 9781450361729.
- Van Balen, J.; and Levy, M. 2019. PQ-VAE: Efficient Recommendation Using Quantized Embeddings. In *RecSys (Late-Breaking Results)*, 46–50.
- Van Den Oord, A.; Vinyals, O.; et al. 2017. Neural discrete representation learning. *Advances in neural information processing systems*, 30.
- Volkovs, M.; Rai, H.; Cheng, Z.; Wu, G.; Lu, Y.; and Sanner, S. 2018. Two-Stage Model for Automatic Playlist Continuation at Scale. In *Proceedings of the ACM Recommender Systems Challenge 2018, RecSys Challenge '18*. New York, NY, USA: Association for Computing Machinery. ISBN 9781450365864.
- Wang, R.; Fu, B.; Fu, G.; and Wang, M. 2017. Deep & Cross Network for Ad Click Predictions. In *Proceedings of the ADKDD'17, ADKDD'17*. New York, NY, USA: Association for Computing Machinery. ISBN 9781450351942.
- Wu, F.; Qiao, Y.; Chen, J.-H.; Wu, C.; Qi, T.; Lian, J.; Liu, D.; Xie, X.; Gao, J.; Wu, W.; et al. 2020. Mind: A large-scale dataset for news recommendation. In *Proceedings of the 58th Annual Meeting of the Association for Computational Linguistics*, 3597–3606.

- Wu, J.; Fan, W.; Chen, J.; Liu, S.; Li, Q.; and Tang, K. 2022. Disentangled Contrastive Learning for Social Recommendation. In *Proceedings of the 31st ACM International Conference on Information Knowledge Management, CIKM '22*, 4570–4574. New York, NY, USA: Association for Computing Machinery. ISBN 9781450392365.
- Wu, Z.-b.; and Yu, J.-q. 2019. Vector quantization: a review. *Frontiers of Information Technology & Electronic Engineering*, 20(4): 507–524.
- Xia, Y.; He, K.; Wen, F.; and Sun, J. 2013. Joint inverted indexing. In *Proceedings of the IEEE International Conference on Computer Vision*, 3416–3423.
- Zhang, J.; Lian, D.; Zhang, H.; Wang, B.; and Chen, E. 2023. Query-Aware Quantization for Maximum Inner Product Search. In *Proceedings of the AAAI Conference on Artificial Intelligence*, volume 37, 4875–4883.
- Zhang, Y.; Ai, Q.; Chen, X.; and Wang, P. 2018. Learning over knowledge-base embeddings for recommendation. *arXiv preprint arXiv:1803.06540*.