

Effective Test Generation Using Pre-trained Large Language Models and Mutation Testing

Arghavan Moradi Dakhel^{a,*}, Amin Nikanjam^a, Vahid Majdinasab^a, Foutse Khomh^a and Michel C. Desmarais^a

^aDepartment of Computer and Software Engineering, Polytechnique Montreal, Montreal, H3T 1J4, Quebec, Canada

ARTICLE INFO

Keywords:

Test Generation
Large Language Model
Mutation Testing

ABSTRACT

Context: One of the critical phases in the software development life cycle is software testing. Testing helps with identifying potential bugs and reducing maintenance costs. The goal of automated test generation tools is to ease the development of tests by suggesting efficient bug-revealing tests. Recently, researchers have leveraged Large Language Models (LLMs) of code to generate unit tests. While the code coverage of generated tests was usually assessed, the literature has acknowledged that the coverage is weakly correlated with the efficiency of tests in bug detection.

Objective: To improve over this limitation, in this paper, we introduce *MuTAP* (**M**utation **T**est case generation using **A**ugmented **P**rompt) for improving the effectiveness of test cases generated by LLMs in terms of revealing bugs by leveraging mutation testing.

Method: Our goal is achieved by augmenting prompts with surviving mutants, as those mutants highlight the limitations of test cases in detecting bugs. *MuTAP* is capable of generating effective test cases in the absence of natural language descriptions of the Program Under Test (PUTs). We employ different LLMs within *MuTAP* and evaluate their performance on different benchmarks.

Results: Our results show that our proposed method is able to detect up to 28% more faulty human-written code snippets. Among these, 17% remained undetected by both the current state-of-the-art fully-automated test generation tool (i.e., Pynguin) and zero-shot/few-shot learning approaches on LLMs. Furthermore, *MuTAP* achieves a Mutation Score (MS) of 93.57% on synthetic buggy code, outperforming all other approaches in our evaluation.

Conclusion: Our findings suggest that although LLMs can serve as a useful tool to generate test cases, they require specific post-processing steps to enhance the effectiveness of the generated test cases which may suffer from syntactic or functional errors and may be ineffective in detecting certain types of bugs and testing corner cases in *PUTs*.

1. Introduction


Testing is an important yet expensive step in the software development lifecycle. Generating effective tests is a time-consuming and tedious task for developers. Unit tests are essential as they form the basis of the test automation pyramid [44, 47]. Unit tests check if a function or a component works as expected in isolation. A unit test consists of two components: the first component is a set of test inputs for the Program Under Test (*PUT*), while the second component is the test oracle that indicates the intended behavior (output) of the *PUT* and is, therefore, capable of exposing bugs by verifying the correctness of the *PUT* on test inputs [51]. A test oracle can be in the format of assertions.

The automatic generation of unit tests is an important topic in Software Engineering (SE). It aims to reduce developers' testing efforts. Developing good-quality unit tests can prevent bugs in software products. There are different tools for automatically generating unit tests and test suites that are either based on random test generators [42, 6], dynamic symbolic execution [43, 19], or search-based approaches [16, 17]. However, these techniques have some drawbacks

and often generate tests with no assertion or too general assertions, or tests with assertions that cannot effectively assess the intended behavior of the *PUT* [39, 36].

Considering these shortcomings, researchers have recently been exploring the possibility of leveraging Machine Learning-based code synthesis techniques for generating better unit tests [7, 11, 28, 41, 29]. Specifically, these approaches have been exploring the potential of Large Language Models (LLMs) with the transformer architecture, such as Codex [12], which has achieved good performance in automatic program synthesis [9, 12, 13, 15, 34]. Among such efforts, Bareiß et al. [7] evaluate Codex's performance for test case generation by using a *few-shot* learning approach. Their findings on a limited set of 18 Java methods show that their approach is comparable to feedback-directed test generation. ATHENATEST [49] leveraged the BART transformer model [30] after fine-tuning it on a set of real Java functions and their corresponding tests. They also reported achieving comparable coverage to EvoSuite [17] after an assessment of five Java projects. Lemieux et al. [29] proposed CODAMOSA which utilized test cases generated by Codex to improve search-based testing techniques, which consists of only the prefix (inputs) of a test case without any test oracles. Their reported results obtained on 27 Python projects show that CODAMOSA surpasses the baseline search-based technique, Pynguin [33] and Codex in terms of code coverage. Although the preliminary results of these

*Corresponding author

 arghavan.moradi-dakhel@polymtl.ca (A.M. Dakhel);

amin.nikanjam@polymtl.ca (A. Nikanjam); vahid.majdinasab@polymtl.ca (V. Majdinasab); foutse.khomh@polymtl.ca (F. Khomh);

michel.desmarais@polymtl.ca (M.C. Desmarais)

ORCID(s): 0000-0003-1900-2850 (A.M. Dakhel)

studies and others [50, 41, 11, 28], are promising, none of these studies attempted to improve the bug detection capability of generated tests. Moreover, it has been acknowledged in the literature that while test coverage is a useful metric for evaluating the quality of tests, it is weakly correlated with the efficiency of tests in bug detection [10, 20, 22].

Mutation Testing (MT) is a white box testing technique to assess the capability of a test in revealing bugs. MT has been widely studied and successfully used in SE to assess the effectiveness of test cases [25, 40]. MT involves injecting *artificial* changes based on *real* faults into a *PUT*, resulting in mutated versions of the *PUT* known as mutants. The more a test case kills mutants, the more effective it is in identifying real bugs. The surviving mutants highlight the weaknesses of a test case and the ultimate goal is for the test cases to be able to detect all mutants, i.e., kill them. Mutants are not only useful for assessing the effectiveness of test cases but can also be used as a means for designing more effective test cases [17].

In this paper, we present the first study that leverages MT to enhance and evaluate the effectiveness of test cases generated by LLMs for Python programs in terms of fault revealing capabilities. Our approach aims to optimize test cases for bug detection rather than code coverage. Our proposed technique, *MuTAP*, employs an LLM as its main Component (LLMC) and starts by feeding a prompt to the LLMC in order to generate test cases. The initial prompt includes the *PUT* and instructions for generating test cases by using *zero-shot* and *few-shot* learning. Next, *MuTAP* assesses the syntax of the generated test cases and re-prompts its LLMC to rectify any detected syntax issues. After fixing syntax errors, *MuTAP* proceeds to appraise the intended behavior of the generated test cases. This is achieved by comparing the output of the test oracles on certain test inputs to the expected return values of the *PUT* using the same test inputs, thereby correcting any unintended behavior in the test oracles.

Subsequently, *MuTAP* applies MT to examine the effectiveness of test cases in killing mutants of *PUTs*. As surviving mutants highlight the limitation of the generated test cases, *MuTAP* re-prompts its LLMC to generate new test cases for the *PUTs* that have surviving mutants by augmenting the initial prompt with both initial test cases and the surviving mutants. *MuTAP* halts the process of augmenting the initial prompt when either the final test cases can effectively detect all mutants or there are no surviving mutants left that have not already been used to augment the initial prompt.

We employ two types of LLMs as the LLMC of *MuTAP*: *Codex*, which is designed for code-related tasks, and *llama-2-chat*, which is optimized for dialog use cases and versatile enough to accommodate a range of tasks, including programming. We evaluate *MuTAP* on both synthetic bugs of 164 *PUTs* [12] and 1710 buggy programs collected from a Python bug repairing benchmark [23]. Our results indicate that our proposed approach generates effective test cases with an average Mutation Score (MS, the ratio of killed

mutants by the total number of mutants) of 93.57%, outperforming both Pynguin (a state-of-the-art fully-automated test generation tool) and the conventional LLM-based zero-shot/few-shot learning techniques. Furthermore, our approach detects up to 468 (28%) more buggy code snippets written by humans than other comparable methods in our evaluation. Remarkably, it identifies 79 (17%) buggy code snippets of humans that none of the other techniques are able to detect. To summarize, this paper makes the following contributions:

- We present the first study on leveraging MT to generate test cases with LLMs.
- We propose a prompt-based learning technique to improve the effectiveness of test cases by augmenting the prompts with both initial test cases and surviving mutants of a *PUT*.
- We assess the effectiveness of generated tests in detecting bugs in real and synthetic buggy versions of *PUTs*.
- We make the proposed technique, *MuTAP*, publicly available online [3] for other researchers/practitioners to replicate or build upon our work.

The rest of this paper is organized as follows. Section 2 introduces a motivating example. Section 3 describes the different steps of our approach. We present our experimental setup, research questions, and experimental results in Section 4. We discuss our findings and the potential use cases of our approach in Section 5. Threats to the validity of our results are reviewed in Section 6. We briefly review the related works in Section 7. Finally, we conclude the paper in Section 8; highlighting some avenues for future works.

2. Motivating Example

In this section, we present an example in Figure 1 showing how our proposed approach generates effective test cases. Suppose we have 10 mutants $\{SM_0, SM_1, \dots, SM_9\}$ for the Program Under Test, *PUT* in Figure 1. The goal of our proposed technique, *MuTAP* (**M**utation **T**est case generation using **A**ugmented **P**rompt), is to generate effective test cases for *PUT* in a way that ensures killing the maximum number of mutants.

The function *any_int()* in Figure 1 receives 3 inputs and returns *True* if all 3 inputs are integers, also one of the inputs is equal to the sum of two others. Otherwise, it returns *False*. In the first step, *MuTAP* uses the initial prompt, ①, to run a query on the LLM Component (LLMC) and generates initial test cases for this Program Under Test (*PUT*). The component ② in Figure 1 shows the initial test cases generated by LLMC after the refining step. We named it Initial Unit Test, *IUT*. In Section 3, we discuss the refining step (syntax and intended behavior fixing) of our approach in detail. The *IUT* kills 6 out of 10 mutants of *PUT*. The 4 remaining mutants reveal the weaknesses of the generated

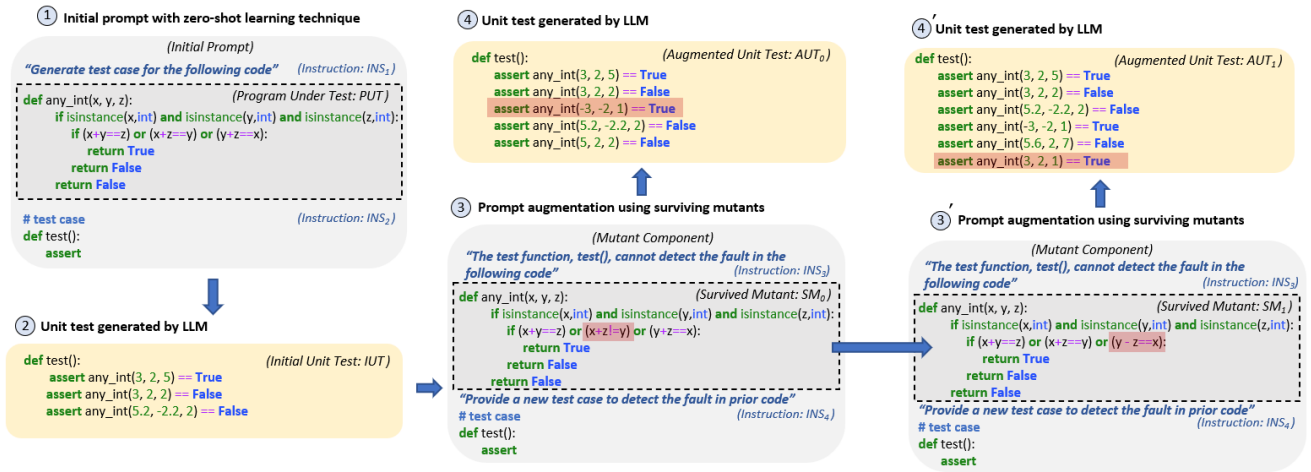


Figure 1: Different steps of *MuTAP* on a *PUT*. (2) is a set of test cases generated by the initial prompt (1) for *PUT*, and (4) is a set of test cases obtained after augmenting the initial prompt with the surviving mutant, SM_0 . (3) shows the mutant component after updating with another surviving mutant of PUT_0 that we named SM_1 .

test, meaning that *IUT* needs new test cases with assertion to kill the injected bugs in those 4 mutants.

To address this limitation and generate more effective test cases, *MuTAP* augments the initial prompt with two new components; the first one is the response of the model to the initial prompt after fixing its syntax and intended behavior, *IUT*, and the second one is the mutant component, (3) in Figure 1. *MuTAP* initiates the construction of the mutant component by using the first “Survived Mutant” of *PUT* that we refer to as SM_0 . The red highlight in SM_0 shows the injected bug in *PUT*. The injected bug changes the second statement in the condition of the inner *if* in *PUT* in a way that the sum of the first and last input of function *any_int()* is not equal to the middle input anymore. Since there is no test case in *IUT* to verify that its middle input, *y*, is equal to the sum of its first and last inputs, *x* and *z*, *IUT* is not able to kill this mutant.

MuTAP uses the concatenation of these three components: (1), (2), and (3) to re-prompt the LLMC. The (4) component in Figure 1, shows the new set of test cases generated by LLMC appended to *IUT* after the refining step. We named it Augmented Unit Test, AUT_0 . The unit test has two more assertions compared to the *IUT* and one of them, highlighted in red, kills the mutant, SM_0 .

MuTAP applied AUT_0 to the mutants of *PUT* again. If there are any remaining surviving mutants, *MuTAP* iterates the augmentation process by updating the mutant component with another surviving mutant if it has not been used to augment the prompt previously. *MuTAP* utilizes each mutant individually because sometimes new test cases that address one mutant can also kill the remaining surviving mutants. Moreover, due to the limited length of the prompt and non-constant length of mutants, applying each surviving mutant separately is a more practical approach. Figure 1 (3) shows an example of how the mutant component is updated using another surviving mutant. We call this mutant SM_1 . Unit test, (4), shows a new set of test cases including one assertion that

detects SM_1 . *MuTAP* iterates the augmentation process until either the final test cases can kill all the mutants, or there are no surviving mutants left that have not already been used to augment the initial prompt.

The final test cases generated by our proposed technique, *MuTAP*, kill 9 out of 10 mutants of this example, *PUT*, and it increases the MS for *PUT* from 60% (6 out of 10) to 90% (9 out of 10). This result can be compared to the state-of-the-art automatic test generation tool for Python programming language [33], Pynguin, which generates a test case for *PUT* with only a 40% MS. This tool uses a search-based generation technique [5] and randomly mutates the test values within a test case to generate new test cases. The random nature of this method results in a low chance of generating a new test case that can kill the surviving mutants of *PUT*.

3. Approach

In this section, we discuss the different steps of our approach. Figure 2 shows an overview of our proposed approach and Algorithm 1 presents the sequence of its different steps.

3.1. Initial Prompt

LLMs are capable of performing those tasks that they are already trained for. Fine-tuning LLMs to perform a new task is computationally expensive. Also, there are LLMs such as Codex that show a very good performance in generating code but since they are closed-source, fine-tuning them for a new task is impossible.

Prompt-based learning [31, 52] is an effective technique to adapt LLMs for new tasks. A prompt is a combination of natural language and/or programming language context and is used as an input to LLMs. There are studies showing that putting a natural language instruction as a hint (*zero-shot learning*) [29, 15, 41] or several examples (*few-shot*

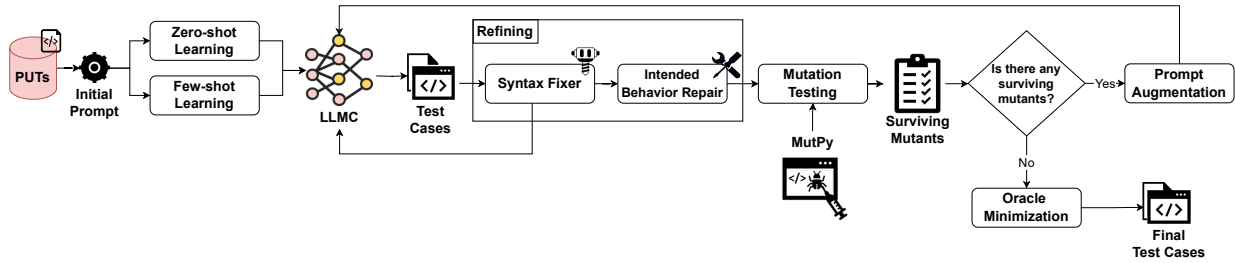


Figure 2: The proposed methodology for generating and evaluating tests using LLMs.

Algorithm 1: *MuTAP*

```

Input: PUT, LLMC, initial_prompt_type
/* INS1, INS2, INS3, INS4 and INSfix are global variable as natural
   language instructions for the prompts */
Output: FUT // Final Unit Test
// Initial Prompt
1 initial_prompt ← GenerateInitialPrompt (PUT, initial_prompt_type)
2 raw_IUT ← LLMC (initial_prompt)
// Syntax Fixer and Intended Behaviour Repair
3 IUT ← Refining (raw_IUT, PUT)
// Mutation Testing
4 MS, surviving_mutant ← MutationTesting (PUT, IUT)
5 if MS < 100% then
    // Prompt Augmentation
    6 AUT ← AugmentingPrompt (MS, PUT, initial_prompt, IUT,
        surviving_mutant)
    // Oracle Minimization
    7 FUT ← OracleMinimization (AUT)
8 else
    // F: Oracle Minimization
    9 FUT ← OracleMinimization (IUT)
10 end
11 return FUT
    
```

learning) [35, 9, 1] in the prompt increases the capability of LLMs in performing a new task.

MuTAP employs both *zero-shot* and *few-shot* learning to build the initial prompt and calls LLMC on them separately. This step is shown in Algorithm 2. In more detail, we employ *zero-shot* and *few-shot* as follows:

- *zero-shot*: The initial prompt generated by *zero-shot* technique contains three units, following the approach in [29]. The component indicated by ① in Figure 1 shows an example of such a prompt. The first unit in this component is an instruction in a natural language named INS_1 and it clarifies the task by asking: “Generate test case for the following code”. The second unit is the Program Under Test (*PUT*) and the last unit is a set of instructions in a programming language named INS_2 . The INS_2 acts as a hint to indicate the desired output for LLMC. The concatenation of (INS_1 , *PUT*, INS_2) builds the initial prompt for *zero-shot* learning (Line 2 in Algorithm 2).
- *few-shot*: Prompt generation based on *few-shot* learning uses a chain of inputs and expected outputs related to the downstream task. There are different approaches for presenting the pair of input and output in the prompt. We follow the approach in [1] to build the initial prompt with *few-shot* strategy in *MuTAP*. Considering the maximum possible length of tokens for LLMC (4k tokens in our study), *few-shot* prompt

Algorithm 2: **GenerateInitialPrompt**

```

Input: PUT, initial_prompt_type
Output: initial_prompt
1 if initial_prompt_type == “zero-shot” then
2   initial_prompt ← CONCAT(INS1, PUT, INS2)
3 else
4   if initial_prompt_type == “few-shot” then
5     initial_prompt ← CONCAT(pair(M, UT), PUT) // M: Method,
        UT: Unit Test
6   end
7 end
8 return initial_prompt
    
```

includes two different demonstrative examples of a Method (*M*) and a Unit Test (*UT*) as follows (Line 5 in Algorithm 2):

```

<code>M1</code>\n<test>UT1</test>\n
<code>M2</code>\n<test>UT2</test>\n
<code>PUTi</code>\n <test>
    
```

There is no natural language description of *PUT* in the initial prompt since such descriptions may not always be available, and *MuTAP* relies on the ability of LLMC to synthesize code context. *MuTAP* calls the initial prompt, *zero-shot* or *few-shot*, on LLMC and then passes the inferred output to the next step (Line 2 in Algorithm 1).

3.2. Refining

In this section, we describe the process of refining the generated test cases in *MuTAP* which includes fixing syntactical errors and intended behavior repair. The details are shown in Algorithm 3.

3.2.1. Syntax Fixer

The test cases generated by LLMC may have syntax errors (missing brackets, uncompleted lines, etc.). Since *MuTAP* needs to execute the test function for investigation on MT and prompt augmentation, samples with syntax errors become inefficient. However, sometimes a small change in the output of LLMC can fix the syntactic error and convert it into an executable test case.

MuTAP uses the capability of its LLMC to fix syntax errors, similar to other studies [52, 26]. To do so, LLMC is called on a new prompt to fix the syntax error in its own output (Procedure *SyntaxFixer* in Algorithm 3). The syntax fixing prompt consists of two parts. The first part is a natural language instruction, INS_{fix} , “Fix the syntax errors in the following code snippet”, and the second part is

the generated test function by LLMC on the initial prompt (Line 7-8 in Algorithm 3). If the syntax error persists even after re-prompting the LLMC, *MuTAP* employs the Python parser to identify the erroneous line. It then retains the lines preceding the problematic line, ensuring they remain free of syntax errors (Line 13 in Algorithm 3).

3.2.2. Intended Behavior Repair

Based on the initial prompt, LLMC generates different test cases that are serialized as an assertion oracle by calling the *PUT* on certain inputs and comparing the returned output of *PUT* with the expected output or ground truth, for example, {assert add (2,2) == 4}. However, it is possible for the LLMC to generate test cases that are asserting wrong return values. It means that for some test cases, LLMC does not generate the expected return output of the *PUT*. The lack of a natural language description about the *PUT* in the initial prompt could potentially lead to the generation of test cases that do not accurately reflect the intended behavior of the method.

The assertion with wrong return values may fail on mutants, not because of detecting the bug, but because of the unintended behavior of the assertion. These failures cause confusion about the effectiveness of test cases. So, this step of *MuTAP* aims at repairing the intended behavior of assertion oracles in the test cases (Procedure *IntendedBehaviorFixer* in Algorithm 3).

For each assertion in the test, *MuTAP* runs the *PUT* over the test inputs and compares the return output of *PUT* with the asserting output. If the returned output of *PUT* is the same as the asserting output in the oracle, then *MuTAP* considers it as an assertion oracle with the correct intended behavior. Otherwise, it repairs those assertions by replacing the asserting output with the expected output of *PUT* (Line 22-27 in Algorithm 3). *MuTAP* omits those assertions for which the input types failed on *PUT*, for example, if *PUT* expected a list of integers but the test input is a string. The final outcome of this step is named *Initial Unit Test (IUT)* which is a set of test cases generated by LLMC after refinement as shown by ② in Figure 1.

3.3. Mutation Testing (MT)

MT assesses the quality and effectiveness of test cases. Mutants are built by injecting artificial bugs into the *PUT* to simulate defects. If test cases failed on a mutant, we consider it as a killed mutant, otherwise, it survived, meaning that the test cases within the unit test are not able to detect it. The presence of surviving mutants highlights the shortcomings of test cases, suggesting the need to either add a new test case or improve an existing one. The *Mutation Score (MS)* represents the effectiveness of test cases by calculating the ratio of killed mutants out of all mutants of a *PUT*.

Algorithm 4 presents the details of this step. Inspired by [32], *MuTAP* uses MutPy [21] to generate different mutants for each *PUT* and calculate *MS* (Line 3-7 in Algorithm 4). Executing test cases on each mutant involves performing some preliminary setups. For this purpose, *MuTAP* uses Python's built-in "setuptools.find_packages" to locate and

Algorithm 3: Refining

```

Input: raw_IUT, PUT
Output: IUT // The Initial Unit Test after refining
1 syntax_fixed_IUT ← SyntaxFixer(raw_IUT)
2 IUT ← IntendedBehaviorFixer(syntax_fixed_IUT, PUT)
3 return IUT
4
5 Procedure SyntaxFixer(raw_IUT)
6   if not AST.parse(raw_IUT) then
7     | syntax_fixed_prompt ← CONCAT(INS_fix, raw_IUT)
8     | syntax_fixed_IUT ← LLMC(syntax_fixed_prompt)
9   end
10  syntax_fixed_IUT ← SyntaxCheck(syntax_fixed_IUT)
11  return syntax_fixed_IUT
12
13 Procedure SyntaxCheck(syntax_fixed_IUT)
14   if AST.parse(syntax_fixed_IUT) then
15     | return syntax_fixed_IUT
16   else
17     | return SyntaxCheck(syntax_fixed_IUT[:error_line])
18   end
19
20 Procedure IntendedBehaviorFixer(syntax_fixed_IUT, PUT)
21   fixed_IUT ← {}
22   foreach test_case ∈ syntax_fixed_IUT do
23     | expected_output ← PUT(test_case.input)
24     | if expected_output ≠ test_case.output then
25       | test_case.output ← expected_output
26       | fixed_IUT.append(test_case)
27   end
28   return fixed_IUT

```

Algorithm 4: MutationTesting

```

Input: PUT, IUT
Output: MS, surviving_mutant
1 mutants ← MutPy(PUT)
2 surviving_mutant ← {}
3 foreach MUT ∈ mutants do
4   | if exec(MUT, IUT) then
5     | surviving_mutant.append(MUT)
6   end
7 end
8 MS ← ( #(mutants) - #(surviving_mutant) ) / #(mutants)
9 return MS, surviving_mutant

```

install the required packages, such as "math", "numPy", "pandas", "pytest", and others. Additionally, *MuTAP* implements setup functions that are responsible for creating temporary directories, which are utilized during the execution of the test cases on the mutants. After executing the test cases on the mutants and calculating the *MS*, *MuTAP* properly tears down the setup by removing the temporary directory.

As shown on Line 5-9 in Algorithm 1, if the *MS* of a *PUT* reaches 100%, *MuTAP* passes test cases to the oracle minimization step (Subsection 3.5), otherwise, it collects the list of surviving mutants and transfers the mutants to the prompt augmentation step (Subsection 3.4).

3.4. Prompt Augmentation

Algorithm 5 shows the details of this step. If there is any surviving mutant from the previous step, *MuTAP* augments the initial prompt, *zero-shot* or *few-shot*, by adding four new components (Line 3 in Algorithm 5). The first component is *IUT*, the initial unit test generated by LLMC after refinement. The second component is an instruction in a natural language named *INS₃* that clarifies the shortcoming of *IUT* by "The test function, test(), cannot detect the fault in the following code". The third component is one of the surviving mutants of the *PUT*, named *SM*. The last component, *INS₄*

Algorithm 5: AugmentingPrompt

```

Input:  $MS, PUT, initial\_prompt, IUT, surviving\_mutant$ 
Output:  $AUT$  // Augmented Unit Test
1 if  $MS < 100\%$  or  $surviving\_mutant \neq \{\}$  then
2    $SM \leftarrow surviving\_mutant.pop()$ 
3    $augmented\_prompt \leftarrow \text{CONCAT}(initial\_prompt, IUT, INS_3, SM,$ 
4      $INS_4)$ 
5    $raw\_AUT \leftarrow \text{LLMC}(augmented\_prompt)$ 
6    $fixed\_AUT \leftarrow \text{Refining}(raw\_AUT, PUT)$ 
7    $AUT \leftarrow IUT.append(fixed\_AUT)$ 
8    $MS \leftarrow \text{MutationTesting}(AUT, PUT)$ 
9   return  $\text{AugmentingPrompt}(MS, PUT, initial\_prompt, AUT,$ 
10      $surviving\_mutant)$ 
11 else
12   return  $AUT$ 
13 end

```

is an instruction in natural and programming language: the natural language context clarifies the task by asking to “Provide a new test case to detect the fault in prior code” and the programming language context acts only as a hint to guide LLMC for generating the output. An example is shown by ③ in Figure 1.

MuTAP re-prompt LLMC and repeats the refining step on the generated output (Line 4-5 in Algorithm 5). Then, it appends new generated test cases to the *IUT* that we call Augmented Unit Test (*AUT*). The *AUT* is passed to the *MT* step (Line 7 in Algorithm 5). *MuTAP* recursively repeats prompt augmentation till either the final test cases kill all the mutants ($MS = 100\%$) or there is no surviving mutant that is not used in the augmentation process (Line 8 in Algorithm 5). An example of updating the mutant component in Figure 1, ③ is changed to ③' by replacing SM_0 with SM_1 . The ④' indicates the generated test cases with LLMC after iterating the process on the next surviving mutant.

3.5. Oracle Minimization

The test cases generated by the LLMC usually consists of redundant assertions. Also, the augmentation process may add more redundant assertions to the final unit test. Presenting all of them (with redundancy) as the final output can cause confusion for developers. In the final step, similar to previous tools that generate mutation-driven test oracles [18, 17], *MuTAP* minimizes the number of assertions by utilizing a Greedy technique to eliminate the redundant assertions that do not improve the MS. This step is presented in Algorithm 6. *MuTAP* starts by tracking the number of mutants that each assertion kills and then chooses the test case containing the assertion that kills the maximum number of mutants. This process is then repeated by adding the test cases containing the next assertions that detect the most mutants (Line 4-10 in Algorithm 6). If adding this new assertion increases the MS, *MuTAP* keep the test case and its assertion. Otherwise, the test case will be discarded as redundant.

4. Evaluation

In this section, we describe the evaluations we designed and conducted to investigate the following research questions:

Algorithm 6: OracleMinimization

```

Input:  $PUT, AUT$ 
Output:  $FUT$ 
1  $MS\_old \leftarrow 0$ 
2  $FUT \leftarrow \{\}$ 
3  $sorted\_AUT \leftarrow \text{sort}(AUT)$  // sort each test case in AUT based on the MS
4 foreach  $test\_case \in sorted\_AUT$  do
5    $FUT.append(test\_case)$ 
6    $MS \leftarrow \text{MutationTesting}(FUT, PUT)$ 
7   if  $MS > MS\_old$  then
8      $MS\_old \leftarrow MS$ 
9   else
10     $FUT.delete(test\_case)$ 
11   end
12 end
13 return  $FUT$ 

```

RQ1 How effective are test cases generated by *MuTAP* in comparison to test cases generated by automatic test generation tools?

RQ2 How do the different parts of *MuTAP* perform?

RQ3 What is the performance of *MuTAP* for each mutation type?

4.1. Experimental Setup

In this section, we present our experiment setup. Specifically, we describe the automatic test generation tool used to compare our results, clarify the LLMC of *MuTAP* and its setup, and indicate the baselines and benchmark datasets used in our experiments.

We conducted the experiment on the Cedar cluster of Compute Canada, which offers 32 cores CPU, 1TB storage, and one v100I GPU with 32GB GPU Memory, and on a system running Linux 5.15.0-69-generic with AMD FX(tm)-6300 Six-Cores CPU, 512GB storage, and 16GB Memory.

4.1.1. Experimental Parameters

We call the initial prompt, *zero-shot* or *few-shot*, on LLMC up to 10 times and collect the outputs that meet two criteria as candidate test cases: the candidate should consist of two keywords of *assert* and the *function name* of *PUT*. If after 10 runs, LLMC is not able to generate an output that contains those two keywords, we consider the task as a problematic task or a task for which *MuTAP* is not able to generate a test case.

Regarding the syntax fixing step, we run the syntax fixing prompt on the LLMC for up to 10 runs. If the syntax error remains unresolved even after 10 iterations, *MuTAP* employs the Python parser to locate the erroneous line. It then retains the lines preceding the buggy line, ensuring their freedom from syntax errors. If the removal of lines results in the absence of any remaining test cases (all test cases prove non-compilable), we classify the task as problematic.

4.1.2. Comparable Tool

Penguin [32] is a well-known fully-automated test generation tool for a dynamically typed programming language such as Python. It uses different search-based algorithms toward satisfying code coverage criteria, i.e., branch coverage. Penguin first takes a Python code (method, module, etc.) as input and collects its information such as variable

types, method names, and dependencies. Then it uses one of the search-based test generation algorithms (MIO [4], MOSA [37], DynaMOSA [38], etc.) to generate test cases. It randomly mutates (deletes, inserts, replaces) different values and statements within the test case to generate new test cases and executes them over the *PUT* to ensure their correctness. Finally, it generates assertions for test cases using a MT engine [32].

For our experiments, we employ Pynguin 0.17.0. with the DynaMOSA [38]. According to the evaluation of Pynguin [38], DynaMOSA shows the best performance compared to the other algorithm in generating test cases with this tool. We set the timeout of test generation to 600 seconds which is the default setting of the tool.

4.1.3. Large Language Model Component (LLMC)

We employ two different LLMs as the LLMC of *MuTAP*. The first one is OpenAI's Codex, designed specifically for code generation tasks [12]. We use *Code-davinci-002*, with a temperature of 0.8. The lower temperature causes less variation in the outputs of the model while the higher temperature increases the variation of output and then the chance of generating useful test cases over different iterations. The evaluation of CODAMOSA [29] shows that 0.8 is a reasonable temperature to generate useful test cases with Codex.

The second LLM is Meta's *llama-2-chat*, which has been iteratively refined using Reinforcement Learning with Human Feedback (RLHF) and is appropriate for dialog use cases [48]. Similar to Codex, we have configured the model's temperature to be 0.8. Furthermore, the model provides three distinct roles within the prompt: *system*, *user*, and *assistant*. These roles serve the purpose of clarifying each component of the prompt to the model by assigning specific components to each role. Different combinations of these roles can be utilized in each prompt to tailor the interaction with the model according to the specific requirements [48].

In our experiments, the role of the *system* is defined as *{You are a Python coding assistant. Always answer with Python code.}*, for all types of prompts, including *zero-shot*, *few-shot*, and *augmented* prompts. To handle the *zero-shot* prompt, we only set the *user's* role content to be a concatenation of (INS_1, PUT_i, INS_2) . For the *few-shot* prompt, we define the content of the *assistant* role as a set of demonstrative examples of Method (M) and Unit Test (UT), while the *user* role content is set to PUT_i . As for the *augmented* prompt, its various components are set up as follows:

```
{user: Initial Prompt,
assistant: IUT,
user: concat(INS3, SMi, INS4)}
```

For both LLMs, the maximum number of generated tokens is set to 250 for generating test cases and 20 tokens for syntax fixing, based on previous studies on similar tasks [29, 45]. The stop word is defined as *quote* (") for *zero-shot* and as *< /test >* for *few-shot* prompt. For the rest of the hyperparameters, we keep the model's default values.

To avoid overfitting on the benchmarks data, *MuTAP* repeats all prompts on Codex or llama-2-chat for up to 10 runs. If after 10 runs, the requirement for generating test cases is not satisfied, *MuTAP* considers it as a problematic or unsolved task.

It is important to note that *MuTAP* is not limited to these two models, and its LLMC can be replaced with any other LLM as required.

4.1.4. Baselines

In addition to Pynguin, we propose two baselines for each LLM to evaluate our proposed method, *MuTAP*.

Before-refining: The first baseline is the output of the initial prompt on LLMC (Codex or llama-2-chat), without fixing syntax errors or repairing the intended behavior. Since assertions with unintended return values can fail on mutants or buggy code and present invalid effectiveness, we omit those assertions in this baseline to avoid this side effect. If the output of the model has syntax errors, we consider it as a wrong test and consequently consider the task as a problematic or unsolved task.

After-refining: The second baseline is the output of the initial prompt on LLMC (Codex or llama-2-chat), after applying the following steps: *Refining* (Subsection 3.2) and *Oracle Minimization* (Subsection 3.5).

4.1.5. Mutant Generator

To apply MT, we need to generate different mutant versions of a *PUT* by injecting bugs into its different lines. For this purpose, we use *MutPy* version 2.0 [21]. *MutPy* is a MT tool for code in Python 3.3+. It benefits from different mutation operators to generate the mutants. The list of mutation operators used in our experiment with corresponding examples is shown in Table 1. *MutPy* injects one operator at a time to generate the mutant if the operator is applicable on *PUT*.

4.1.6. Benchmark Datasets

To conduct our experiments, we use two different benchmarks. The first one is *HumanEval* [12] which is a benchmark to evaluate LLMs that generate code. It has 164 human-written programming problems at easy to medium levels. Each problem has different attributes such as descriptions and reference solutions. We use the reference solution of each task as a *PUT*.

The second one, *Refactory* [23], is a benchmark for Python bug repairing [24]. It has 1710 buggy students' submissions for 5 assignments of a Python programming course. Each assignment has a correct reference solution that we use as *PUT*. The advantage of this dataset is buggy code snippets generated by humans that give us the opportunity to evaluate test cases generated by *MuTAP* on real bugs and compare it with Pynguin and our baselines.

4.2. Experimental Results

In this section, we discuss our findings for each RQ.

Table 1List of the mutation operators in our experiments used by *MuPy* sorted by alphabetical order.

Operator	Example	Mutant
AOD - arithmetic operator deletion	result.append(numbers[-1])	result.append(numbers[1])
AOR - arithmetic operator replacement	return number % 1.0	return number * 1.0
ASR - assignment operator replacement	current_depth += 1	current_depth -= 1
BCR - break continue replacement	if i % j != 0: break	if i % j != 0: continue
COD - conditional operator deletion	if not string: return ' '	if string: return ' '
COI - conditional operator insertion	if balance < 0: return True	if (not balance < 0): return True
EHD - exception handler deletion	except: pass	except: raise
EXS - exception swallowing	except: return False	except: pass
LCR - logical connector replacement	if s[-1] == 'y' or s[-1] == 'Y':	if s[-1] == 'y' and s[-1] == 'Y':
ROR - relational operator replacement	if c[n] <= 1:	if c[n] >= 1:
SIR - slice index remove	l[:3] = sorted(l[:3])	l[:3] = sorted(l[:])

Table 2Evaluation result of test cases generated by *MuTAP* and other methods on *synthetic* buggy programs.

Prompt	Model	Method	# Test Cases (avg)	# Problematic PUT (out of 164)	MS (%)	# Killed Mut (out of 1260)	Task MS=100% (out of 164)
-	-	Pynguin	1.5 (min=1, max=4)	31	65.94%	649	28.22% (46)
Zero-shot	Codex	Before-refining	1.5 (min=1, max=3)	73	72.15%	296	11.04% (18)
		After-refining	2.1 (min=1, max=3)	30	76.82%	749	24.54% (40)
		<i>MuTAP</i>	2.5 (min=1, max=4)	30	89.13%	869	41.72% (68)
Zero-shot	llama2-chat	Before-refining	1.2 (min=1, max=3)	68	62.60%	318	17.79% (29)
		After-refining	2.2 (min=1, max=5)	0	84.04%	1059	53.98% (88)
		<i>MuTAP</i>	2.5 (min=1, max=5)	0	91.98%	1159	68.09% (111)
Few-shot	Codex	Before-refining	1.5 (min=1, max=3)	39	72.68%	508	15.95% (26)
		After-refining	2.2 (min=1, max=3)	27	82.73%	829	34.97% (57)
		<i>MuTAP</i>	2.6 (min=1, max=7)	27	92.02%	922	49.69% (81)
Few-shot	llama2-chat	Before-refining	1.5 (min=1, max=3)	60	64.51%	325	22.69% (37)
		After-refining	2.5 (min=1, max=5)	0	85.16%	1073	75.05% (93)
		<i>MuTAP</i>	2.6 (min=1, max=7)	0	93.57%	1179	69.93% (114)

4.2.1. RQ1: How effective are test cases generated by *MuTAP* in comparison to test cases generated by automatic test generation tools?

Since our study focuses on MT to improve the effectiveness of test cases, we compare *MuTAP* with Pynguin and our baselines in terms of MS, number of killed mutants, and number of *PUT* with 100% MS. It is worth mentioning that we only consider *PUT*s with correct test cases to calculate the average MS for each method. For this reason, we report the total number of killed mutants and the total number of *PUT*s with 100% MS for a fair comparison.

Table 2 shows the obtained results for the *HumanEval* benchmark. Prior to syntax fixing and intended behavior repair (*before-refining*), the test cases generated by Codex and llama-2-chat are incorrect for 73 and 68 (out of 164) *PUT*s, respectively, when using the *zero-shot* initial prompt. However, they manage to kill 295 and 318 mutants (out of 1260), respectively.

The initial prompt has a more pronounced impact on the output of Codex compared to llama-2-chat. Switching the initial prompt to *few-shot* decreases the number of *PUT*s without test cases to 39, while also raising the number of killed mutants to 508 when using Codex as LLMC. On the other hand, when using llama-2-chat, the number of *PUT*s without test cases reduces to 60, and the number of killed mutants increases from 318 to 325. This difference

in performance could be attributed to llama-2-chat being more suitable for dialog prompts, and using a prompt with a pair of demonstrative input and output, devoid of natural language context, does not improve the model's performance significantly.

In contrast, Pynguin, as the state-of-the-art automatic test generation tool, outperforms the output of both LLMs, *before-refining*, by killing 649 mutants and failing to generate test cases for 31 tasks.

After applying the post-processing steps of syntax fixing and intended behavior repair, *MuTAP* with both LLMs perform better than Pynguin in terms of killing more mutants. Notably, when using both *zero-shot* and *few-shot* prompts, llama-2-chat is able to generate correct test cases for all *PUT*s, after-refining. However, their effectiveness in terms of killing mutants is measured at 84.04% and 85.16% with the *zero-shot* and *few-shot* prompts, respectively.

On the other hand, the MS of test cases generated by Codex after refining is 76.82% and 82.73% with the *zero-shot* and *few-shot* prompts, respectively. Despite this improvement, Codex still fails in generating correct test cases for 30 (with *zero-shot*) and 27 (with *few-shot*) *PUT*s after refining.

MuTAP, enhances the effectiveness of test cases generated by both LLMs, Codex and llama-2-chat, achieving MS of 89.13% and 91.98% with the *zero-shot* prompt, and

Table 3Evaluation results on *real* buggy programs.

Prompt	Model	Method	# Test Cases (avg)	Bug Detected (out of 1710)
-	-	Pynguin	1.25 (min=1, max=4)	67.54% (1155)
Zero-shot	Codex	After-refining	1.2 (min=1, max=2)	79.87% (1356)
		<i>MuTAP</i>	1.6 (min=1, max=3)	84.03% (1437)
Zero-shot	llama-2-chat	After-refining	1.2 (min=1, max=3)	86.43% (1478)
		<i>MuTAP</i>	2.2 (min=1, max=4)	93.22% (1594)
Few-shot	Codex	After-refining	1.6 (min=1, max=3)	82.51% (1411)
		<i>MuTAP</i>	2.2 (min=1, max=4)	89.41% (1529)
Few-shot	llama-2-chat	After-refining	2.1 (min=1, max=4)	88.42% (1512)
		<i>MuTAP</i>	2.2 (min=1, max=4)	94.91% (1623)

an MS of 92.02% and 93.57% with the *few-shot* prompt, respectively. Particularly, *MuTAP* with the *few-shot* prompt when using llama-2-chat as its LLMC manages to kill 1179 mutants out of 1260 and generates test cases with MS=100% for up to 70% of *PUTs*, demonstrating a remarkable improvement in the effectiveness of test cases compared to the Pynguin with 649 killed mutants and 28.22% *PUTs* with MS=100%.

Table 3 that shows the results on the humans' real buggy programs from *Refractory* benchmark confirms our findings on *HumanEval*. To evaluate *MuTAP* on real buggy code, we apply the following steps. First, we generate the mutants of each *PUT* in this dataset. Second, we conduct the prompt augmentation process and finalize the test cases for each *PUT*. Then, we apply test cases generated by *MuTAP* on students' buggy code in *Refractory*, followed by test cases generated by Pynguin and LLMs *After-refining*, to assess the effectiveness of test cases generated by different methods in detecting buggy code.

MuTAP with *few-shot* learning while using llama-2-chat as its LLMC identifies 468 more buggy code compared to Pynguin (with an MS of 94.91% vs. 67.54%) and 111 more buggy code compared to *After-refining* (with an MS of 94.91% vs. 82.51%). Furthermore, *MuTAP* discovers 79 buggy code that were not detected by either Pynguin or llama-2-chat's test cases *After-refining* process. When using Codex, *MuTAP* detects 73 buggy code that were missed by both Pynguin and Codex's test cases *After-refining* stage. Moreover, *MuTAP* excels in generating more effective test cases, with an average of 2.6 test cases after applying greedy optimization.

Overall, *MuTAP* using both llama-2-chat and Codex demonstrates better performance compared to Pynguin in terms of killing mutants and detecting buggy code. The effectiveness of these test cases in detecting defects is improved through post-processing steps of refining and prompt augmentation.

Finding 1: *MuTAP* generates more effective test cases compared to Pynguin and conventional *zero-shot* and *few-shot* learning on LLM. The number of *MuTAP*'s test cases is not much greater than the output of other methods after minimization. Additionally, LLM with dialog setup performs better on the augmented prompt. In conclusion, the effectiveness of LLM-generated test cases can be enhanced through prompt augmentation using surviving mutants and post-processing refinement.

4.2.2. RQ2: How do the different parts of *MuTAP* perform?

Syntax Fixer: On average, the percentage of test cases with syntax errors is 38.98% and 26.48% when using the *zero-shot* and *few-shot* prompts, respectively, with Codex. When employing llama-2-chat, this percentage is 33.85% and 26.32% with the *zero-shot* and *few-shot* prompts, respectively.

When considering syntax errors, three factors contribute to decreasing them in the output of LLMs. The first factor is the type of initial prompt. As shown in Table 4 on the *HumanEval* benchmark, *few-shot* learning results in fewer syntax errors in the output of both LLMs. Specifically, when using Codex, the percentage of syntax errors decreases from 44.79% to 29.03% after-refining, and for *MuTAP*, it decreases from 33.17% to 23.93%. With llama-2-chat as the LLMC, the percentage of syntax errors decreases from 38.03% to 26.99% after refining, and from 29.66% to 25.64% for *MuTAP*.

The second impactful factor, which is also the primary factor, is the *Syntax Fixing* component. As shown in Table 4, when using Codex, this component in *MuTAP* on average fixes 14.5% of syntax errors by utilizing the LLMC and addresses 81.37% of syntax errors by omitting the lines causing the errors. On the other hand, when using llama-2-chat as the LLMC of *MuTAP*, the *Syntax Fixing* component, on average, resolves 32.31% of syntax errors through re-prompting the LLMC, and 60.73% of the errors by omitting the problematic lines.

The final factor contributing to the improvement of syntax errors in test cases is the prompt augmentation process in *MuTAP*. By augmenting the prompt with *IUT*, the occurrence of syntax errors in the output of Codex with the *zero-shot* technique decreases from 44.79% to 33.17%. Similarly, with llama-2-chat and the *zero-shot* prompt, the percentage of syntax errors reduces from 38.03% to 29.66%. Augmenting the prompt with *IUT* provides illustrative examples of test cases and serves a similar purpose to the demonstrative examples in the *few-shot* learning prompt, effectively reducing syntax errors in the output of LLMs.

Our finding on the *Refractory* benchmark shows *MuTAP* generates test cases with syntax errors in only one *PUT* (out of 5) using Codex and *zero-shot* learning. Moreover, none of those syntax errors could be fixed by re-prompting LLMC.

Table 4

Syntax error fixing of test cases. The syntax Error Rate shows the ratio of unit tests with syntax errors.

Model	Method	Prompt	# Run (avg)	Syntax Error Rate	Fixed by Model	Fixed by Omitting Lines
Codex	After-refining	Zero-shot	9.1	44.79%	16.44%	60.27%
		Few-shot	9.5	29.03%	12.96%	83.33%
	MuTAP	Zero-shot	9.7	33.17%	16.18%	79.41%
		Few-shot	9.5	23.93%	12.82%	84.62%
llama2-chat	After-refining	Zero-shot	7.1	38.03%	30.64%	63.86%
		Few-shot	6.8	26.99%	31.81%	57.96%
	MuTAP	Zero-shot	6.9	29.66%	32.17%	61.05%
		Few-shot	6.8	25.64%	32.45%	60.40%

On the other hand, for both initial prompt types, syntax errors decrease to zero using llama-2-chat.

Intended Behavior Repair: In the case of repairing intended behavior, two distinct factors contribute to reducing the error rate in assertion oracles. As shown in Table 5, the *Intended Behavior Repair* step, when using Codex as the LLMC, on average, fixes 83.98% and 89.86% of incorrect behaviors in the *after-refining* and *MuTAP*, respectively. When utilizing llama-2-chat, this step repairs 84.35% and 95.96% of unintended behavior in the *after-refining* and *MuTAP*, respectively.

In addition to the *Intended Behavior Repair* step, the prompt augmentation step in *MuTAP* significantly reduces the occurrence of unintended behavior in test cases. For instance, when using Codex with a *zero-shot* prompt, the assertions with unintended behavior, such as wrong return values, decrease from 63.63% to 19.38%. Similarly, with llama-2-chat and using *few-shot* prompt, the assertions with unintended behavior decrease from 63.25% to 10.75%. The reason behind this improvement could be attributed to the usage of *IUTs* (Initial Unit Tests) in *MuTAP* for augmenting the initial prompt. These *IUTs* already represent the intended behavior of the *PUT*, thereby assisting the LLM in suggesting test cases with less unintended behavior (i.e., fewer wrong return values). Also, on the *Refactory* benchmark, *MuTAP* repaired all assertions with incorrect behavior on the output of augmented prompts.

Unlike syntax errors, the prompt type does not significantly help with unintended behavior in assertions. The combination of the *Intended Behavior Repair* step and the prompt augmentation process improves the effectiveness of test cases, ensuring that they align with the intended behavior of *PUT*.

Surviving Mutants Representation: We also investigated the impact of surviving mutants' order on MS during prompt augmentation. Figure 3 illustrates the effect of augmenting the prompt with a random order of surviving mutants over 5 runs for all *PUTs*. For this comparison, we randomly selected one of the surviving mutants of each *PUT* with $MS < 100\%$ and utilized it to augment the initial prompt. We then calculated the average MS for all *PUTs*. Subsequently, we randomly chose the second surviving mutant for the remaining *PUTs* with $MS < 100\%$ (if any), repeated the augmentation process, and calculated the average MS for all *PUTs* again. We continue repeating this process until either there are no more *PUTs* with $MS <$

Table 5

Evaluation results of *Intended Behavior Repair*. The Assertion Error Rate shows the ratio of assertions with wrong behavior.

Model	Method	Prompt	Assertion Error Rate	Repaired	Not Repaired
Codex	After-refining	Zero-shot	63.63%	82.21%	17.79%
		Few-shot	62.84%	85.75%	14.25%
	MuTAP	Zero-shot	19.38%	89.71%	10.29%
		Few-shot	18.36%	90.00%	10.71%
llama-2-chat	After-refining	Zero-shot	60.27%	81.80%	18.19%
		Few-shot	63.25%	86.90%	13.09%
	MuTAP	Zero-shot	23.40%	94.06%	5.94%
		Few-shot	10.75%	94.91%	5.09%

100% or no more surviving mutant that is not utilized in the argumentation process.

As shown in Figure 3, each data point represents the average MS for all *PUTs* over 5 runs of a random selection of surviving mutants. Notably, more than 90% of the MS is achieved by using only half of the surviving mutants, and the improvement in MS stalls after a certain repetition of the augmentation step in different LLMs. For example, when using Codex as LLMC, in *zero-shot* learning, the MS stops improving even though, on average, 27 surviving mutants (out of 226) are not utilized in the prompt augmentation step. Similarly, in *few-shot* learning, this number is equal to 24 (out of 106).

Our results for RQ2 demonstrate that test cases generated by LLMs, regardless of the prompt type, require post-processing, such as syntax correction or intended behavior repair, in order to function properly and detect bugs effectively. Also, the order of surviving mutants to augment the prompt does not significantly impact the MS gain.

Finding 2: The *Syntax Fixing* and *Intended Behavior Repair* fix up to 95.94% and 89.86% of syntax and functional errors in test cases, respectively. The prompt augmentation in *MuTAP* decreases the unintended behavior in the output of LLMs significantly (44.36% using Codex and 52.5% using llama-2-chat). Furthermore, only a small number of mutants (up to 27) do not contribute to the improvement of MS.

4.2.3. RQ3: What is the performance of MuTAP for each mutation type?

In this RQ, we evaluate the performance of *MuTAP* in different mutant types. We report the total number and

Table 6
Evaluation of killed mutants for each type of injected operator into PUTs.

Type	Pynguin		Zero-shot												Few-shot											
			Codex						llama-2-chat						Codex						llama-2-chat					
			After-refining		MuTAP		After-refining		MuTAP		After-refining		MuTAP		After-refining		MuTAP		After-refining		MuTAP					
killed	total	killed	total	killed	total	killed	total	killed	total	killed	total	killed	total	killed	total	killed	total	killed	total	killed	total					
AOD	13 (39.39%)	33	20 (62.50%)	32	28 (87.50%)	32	36 (80.00%)	45	39 (86.67%)	45	27 (79.41%)	34	32 (94.12%)	34	37 (82.22%)	45	40 (88.89%)	45	40 (88.89%)	45	40 (88.89%)	45				
AOR	248 (67.39%)	368	274 (74.66%)	367	336 (91.55%)	367	390 (87.05%)	448	410 (91.52%)	448	290 (77.33%)	375	347 (92.53%)	375	394 (87.95%)	448	417 (93.08%)	448	417 (93.08%)	448	417 (93.08%)	448				
ASR	45 (60.00%)	75	56 (74.67%)	75	60 (80.00%)	75	74 (88.10%)	84	79 (94.05%)	84	57 (76.00%)	75	64 (85.33%)	75	75 (89.29%)	84	79 (94.05%)	84	79 (94.05%)	84	79 (94.05%)	84				
BCR	2 (40.00%)	5	2 (40.00%)	5	2 (40.00%)	5	5 (55.56%)	9	5 (55.56%)	9	2 (40.00%)	5	2 (40.00%)	5	5 (55.56%)	9	6 (66.67%)	9	6 (66.67%)	9	6 (66.67%)	9				
COD	8 (53.33%)	15	12 (80.00%)	15	15 (100.00%)	15	15 (68.18%)	22	16 (72.73%)	22	15 (88.24%)	17	17 (100.00%)	17	15 (68.18%)	22	17 (77.27%)	22	17 (77.27%)	22	17 (77.27%)	22				
COI	130 (81.76%)	159	145 (91.19%)	159	154 (96.86%)	159	194 (85.46%)	227	216 (95.15%)	227	161 (96.99%)	166	164 (98.80%)	166	200 (88.11%)	227	218 (96.04%)	227	218 (96.04%)	227	218 (96.04%)	227				
EHD	1 (100.00%)	1	0 (0.00%)	0	0 (0.00%)	0	1 (50.00%)	2	2 (100.00%)	2	0 (0.00%)	1	1 (100.00%)	1	1 (50.00%)	2	2 (100.00%)	2	2 (100.00%)	2	2 (100.00%)	2				
EXS	0 (0.00%)	0	0 (0.00%)	1	1 (100.00%)	1	1 (100.00%)	1	1 (100.00%)	1	0 (0.00%)	1	1 (100.00%)	1	1 (100.00%)	1	1 (100.00%)	1	1 (100.00%)	1	1 (100.00%)	1				
LCR	14 (45.16%)	31	22 (70.97%)	31	23 (74.19%)	31	30 (69.77%)	43	37 (86.05%)	43	24 (72.73%)	33	27 (81.82%)	33	32 (74.42%)	43	39 (90.70%)	43	39 (90.70%)	43	39 (90.70%)	43				
ROR	174 (66.67%)	261	200 (76.92%)	260	227 (87.31%)	260	281 (84.13%)	334	316 (94.61%)	334	227 (86.97%)	261	239 (91.57%)	261	282 (84.43%)	334	320 (95.81%)	334	320 (95.81%)	334	320 (95.81%)	334				
SIR	10 (33.33%)	30	18 (60.00%)	30	23 (76.67%)	30	32 (71.11%)	45	38 (84.44%)	45	26 (76.47%)	34	28 (82.35%)	34	31 (68.89%)	45	40 (88.89%)	45	40 (88.89%)	45	40 (88.89%)	45				
Total	645 (65.95%)	978	749 (76.82%)	975	869 (89.13%)	975	1059 (84.05%)	1260	1159 (91.98%)	1260	829 (82.73%)	1002	922 (92.02%)	1002	1073 (85.16%)	1260	1179 (93.57%)	1260	1179 (93.57%)	1260	1179 (93.57%)	1260				

number of killed mutants by each method on the *HumanEval* benchmark in Table 6. The performance of all techniques per mutant type is reported to help the comparison as well. The total number of mutants in each type is different for each method since the number of problematic *PUTs* is not the same for all methods. The MS for each type/method indicates the ratio of killed mutants out of the total number of mutants in that type. There are some mutant types that are more common (more samples in those types) such as *AOR*, *COI*, and *ROR* (an example for each mutant type is shown in Table 1). The number of mutants in each type depends on the *PUT*. For example, in the *HumanEval*, there are few *PUTs* with exception handling. Consequently, there are few mutants in the *EHD*.

In general, *MuTAP* shows better or similar performance in all mutant types compared to Pynguin and the output of LLMs *After-refining* of both LLMs. Considering *ASR* as an example, *MuTAP* shows the highest performance on this mutant type among all methods. For example, test cases generated by Pynguin identified 45 mutants in this category while test cases generated by *MuTAP* using llama-2-chat and the *few-shot* prompt identified 79 mutants in this category (out of 84).

For one of the mutant types, *BCR*, which is a rare type in our benchmarks, *MuTAP* and *After-refining* with both *zero-shot* and *few-shot* initial prompt, along with using Codex, show the same performance. However, when employing llama-2-chat, *MuTAP* outperforms the others by killing more mutants of this type. For another rare type of mutant in our dataset, *EHD*, it is noteworthy that Codex, despite using both initial prompt types and the augmentation process, fails to generate test cases to detect the two mutants present in this category. In contrast, *MuTAP* with the *few-shot* initial prompt and llama-2-chat successfully killed all of the mutants in this category.

Finding 3: The test cases generated by *MuTAP* are equally or more effective in killing different types of mutants compared to those generated by Pynguin and the baseline method. Also, using an LLM with dialog setup can increase the number of killing mutants in different mutant types while applying prompt augmentation.

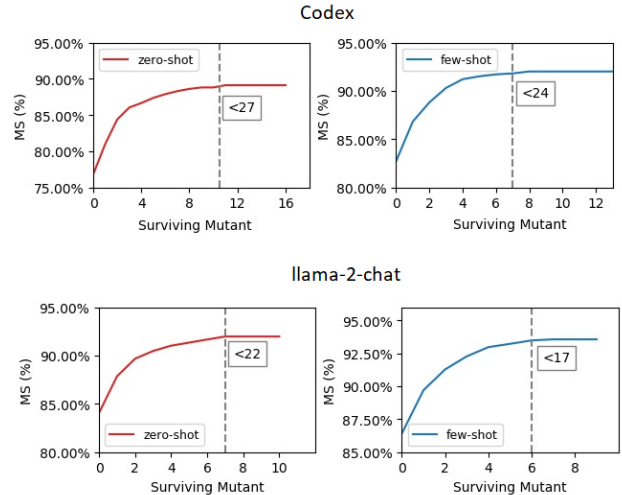


Figure 3: The impact of utilizing surviving mutants in different random orders on the MS for different LLMs. Each data point represents the average MS for all *PUTs* across five different runs, wherein the surviving mutants were randomly selected for the prompt augmentation process.

5. Discussion

5.1. Automatic Test Case Generation

MuTAP leverages the code synthesis capabilities of LLMs and employs prompt-based learning to assist developers in generating effective test cases without the need for the computationally expensive fine-tuning of LLMs.

LLMs are able to generate test cases that are more effective than those generated by Pynguin in terms of revealing bugs. Listing 1 shows a sample test case generated by Pynguin for the *PUT* of our motivation example in Section 2. While Pynguin generates test inputs as random integers and mutates those values to generate new test cases, LLMs produce test cases that are more natural-looking and correlated with input/output type and the functionality of the *PUT*. However, test cases generated by LLMs require post-processing to become more effective in detecting bugs. Our results show that augmenting the prompt with surviving mutants and refining test cases (syntax and intended behavior) helps LLMs generate more effective test cases in terms of fault detection.

Developers can use *MuTAP* to generate effective test cases in terms of fault detection, with the help of LLMs.

Additionally, *MuTAP* can be integrated into the test generation component of the GitHub Copilot lab [2] to suggest more effective test cases for developers. Since the mutants can be generated automatically, prompt augmentation can be applied without human engagement.

```

1 def test_case_0():
2     int_0 = -2973
3     int_1 = 815
4     bool_0 = module_0.any_int(int_0, int_0, int_1)
5     assert bool_0 is False

```

Listing 1: A sample test case generated by Pynguin for the PUT in the motivation example presented in Figure 1.

5.2. Execution Time

The open-access API of Codex has a limit on the number of requests (20 per minute) and the number of tokens (40,000 per minute). For this reason, our experiment needs to stop calling the API once in a while to not exceed the limit. As a result, we present the processing time analysis using llama-2-chat. The overall processing time of *MuTAP* on *HumanEval* dataset while using llama-2-chat is on average 39.75 seconds with zero-shot learning (with a min of 16.16 and a max of 56.66 seconds) and 42.11 seconds with the few-shot prompt (with a min of 18.2 and a max of 64.2 seconds) per task. It includes on average building and calling initial prompts on LLMC with an average of 10.26 seconds, syntax fixing including calling the syntax fixing prompt on LLMC with 10.3 seconds, intended behavior repair at 0.38 seconds, MS calculation at 1.7 seconds, creating augmented prompts and calling them on LLM with 12.05 second and greedy optimization with 1.4 seconds. It is noteworthy that following the prompt augmentation step, *MuTAP* must reiterate the processes of syntax fixing, intended behavior repair, and greedy steps which are already included in the overall processing time. Among all steps of *MuTAP*, the most time-consuming ones are those that entail inferring output from the LLM. Conversely, the overall processing time on the same benchmark with Pynguin to complete searching the required space is on average 44.16 seconds with a min of 2.7 and a max of 10 minutes which is the default timeout of the tool.

5.3. The benefit of dialog LLM

Our findings indicate that the dialog setup of llama-2-chat provides *MuTAP* with the flexibility to assign distinct roles to each component of the augmented prompt. For instance, by assigning *IUT* to an assistant role during the prompt augmentation process, the likelihood of repeating the initial tests in the generated output is reduced, while the chance of generating new test cases for detecting surviving mutants is increased. Listing 2 illustrates an example of how llama-2-chat effectively synthesizes the difference of *PUT* and one of its surviving mutants, explains the differences, and subsequently generates a new test case to detect the fault.

```

1 #####
2 //prompt
3 #####
4 {"role": "system", "content": "You are a Python
5 coding assistant. Always answer with Python code."},
6 {"role": "user", "content":
7 #Generate test cases for the following code:
8 ```python
9 def choose_num(x, y):
10     if x > y:
11         return -1
12     if y % 2 == 0:
13         return y
14     if x == y:
15         return -1
16     return y - 1
17 ```
18 },
19
20 {"role": "assistant", "content":
21 ```python
22 #test cases
23 def test():
24     assert choose_num(6,10) == 10
25     assert choose_num(11,6) == -1
26     assert choose_num(8,12) == 12
27 ```
28 },
29
30 {"role": "user", "content":
31 #The test function, test(), cannot detect the fault in the
32     following code:
33 ```python
34 def choose_num(x, y):
35     if x > y:
36         return -1
37     if y % 2 == 0:
38         return y
39     if x != y:
40         return -1
41     return y - 1
42 ```
43 #Provide a new test case to detect the fault in the prior
44     code:
45 ```python
46 #test case
47 def test():
48     assert
49 }
50 #####
51 //Generated output of llama-2-chat
52 #####
53 "Here is a new test case to test the fault in the
54 previous code:"
55 choose_num(5, 5) == -1
56
57 ```python
58 def test():
59     assertchoose_num(5, 5) == -1
60 ```
61 "This test case checks for the scenario where both x
62 and y are equal. In the modified code, the condition
63 if x != y will evaluate to False, and the expected
64 result is -1. However, in the original code,
65 the condition if x == y will evaluate to True, and
66 the incorrect result would be y - 1, which is 4
67 instead of -1."

```

Listing 2: A sample of augmented prompt and inference output on llama-2-chat.

5.4. Evaluation Metrics

Prior studies [50, 35, 14] that involve the generation of assertions through LLMs have employed the “*exact match*” as one of their evaluation metrics. Exact match calculates the percentage of test cases generated by LLMs (the inferred output) that lexically match with the ground truth test cases (expected output). However, CIDAR [35] has already discussed the inadequacy of exact match as a suitable metric for assessing assertions produced by LLMs. This reason is that the model often generates assertions that are semantically correct but may not precisely match the ground truth. In our study, *MuTAP* executed each test case including assertions, both on the *PUT* and on its mutants to assess their correctness and effectiveness, reporting their MS. MS is a metric frequently used in prior studies and it serves as an effective metric for evaluating the quality of the test oracle [51]. While, in this paper, we focus on improving the effectiveness of test cases in terms of fault detection, there are other metrics such as test coverage that can assess other quality aspects of a test case. Improving MS does not necessarily lead to good coverage and test coverage is weakly correlated with the efficiency of tests in fault detection [10] and is challenged as a measure of test effectiveness in revealing faults [20, 22], which can make it challenging for our proposed method to perform well on both metrics [40, 18].

Furthermore, the results presented in [46] indicate that approximately 60% of the test cases generated by Codex encounter compilation issues due to syntax errors. The incorporation of syntax correction and intended behavior repair steps in our proposed method, *MuTAP*, significantly enhances the utility of the tests generated by LLMs.

5.5. Surviving mutants

We augment the prompt at each iteration for each *PUT* with a single surviving mutant. The average number of mutants for all *PUTs* in *HumanEval* and *Refactory* are 6.6 and 4.2 and the average number of surviving mutants are 3.6 and 1.8, respectively. Using a combination of surviving mutants to augment the prompt could impact the speed of reaching 100% MS. However, not all surviving mutants used in prompt augmentation contribute to improving MS, sometimes new test cases that address one mutant can also kill the remaining surviving mutants.

6. Threats to Validity

Internal validity.

In this study, we employed two different prompt-based learning techniques: *zero-shot* and *few-shot*. However, we did not explore the potential impact of altering the natural language instructions or demonstrative examples (for *few-shot* learning) within our prompts. Modifying these instructions or utilizing different demonstrative examples more closely aligned with the *PUT*'s functionality could potentially enhance the results. As demonstrated by our results in RQ2, including the IUT in the prompt during augmentation steps reduced the instances of unintended behavior in test

oracles. Conversely, using, for example, lengthy natural language instructions might potentially have an adverse effect on the results.

To repair syntax errors in test cases through re-prompting the LLMC, we have employed the approach presented in [52]. We did not integrate additional information about the syntax error such as error messages or error lines into the prompt. It is worth considering that incorporating additional information about syntax errors could potentially enhance the LLMC's performance to repair these syntax errors.

Additionally, we acknowledge that the greedy algorithm employed in our approach to minimize the number of test oracles might not be the most optimal solution for minimizing test oracles while maximizing MS. However, prior studies [18, 17] using the same method to minimize the number of assertions have demonstrated its effectiveness in reducing the number of test oracles within test cases, along with its ease of implementation.

Finally, among different types of assertions, we only focus on generating primitive ones in this study. Other assertion types can be explored in future studies.

We employ the notions of mutant killability and bug detection as metrics to gauge the effectiveness of test cases, given that the primary objective of testing is to uncover bugs. Coverage has been employed in various other studies to assess test case quality [41, 29]. However, it has been demonstrated that while there exists a correlation between coverage and bug detection, they may not consistently align in ranking different testing strategies, as observed in the realm of fuzz testing [8].

Construct Validity. We use the notions of killing mutants and bug detection as metrics to evaluate the effectiveness of test cases, given that the primary objective of testing is to reveal bugs. Coverage has been employed in various other studies to assess test case quality [41, 29]. It has been shown that although there is a correlation between coverage and bug-finding, they do not agree on the ranking of different testers, like in fuzz testing space [8].

It's important to note that the bugs present in mutants are artificial and might not directly correspond to real-world faults. To address this concern, we've employed the *Refactory* [23] dataset, a bug-repairing benchmark that contains real faulty programs developed by students.

External Validity. For our experiments, we used two datasets containing Python programming tasks, which could potentially pose external challenges to the validity of our findings. The requirement for executable Python programs is essential to run the generated tests against both the accurate and buggy versions (real or mutated) of *PUT* and this consideration guided our choice of datasets. However, since we didn't make any specific assumptions while selecting the dataset, our results can be extended to other Python programs.

Finally, it should be acknowledged that the technique proposed and the evaluations conducted in this paper are

conceptually adaptable to languages beyond Python. However, the current implementation of *MuTAP* is tailored for Python programs, meaning our existing results cannot be extended to cover other programming languages.

Reliability validity. For the purpose of enabling other researchers to replicate or expand upon our study, we provide a replication package [3]. However, the ongoing enhancement of LLMs could potentially pose a challenge to achieving an exact replication of our results.

7. Related work

Authors in [7] studied the impact of *few-shot* learning across various downstream tasks, including test case and test oracle generation. They compared the performance of *few-shot* learning with automatic test generation tools. The investigation was conducted on a different set of Java methods sourced from different benchmarks. The outcomes indicated that LLMs possess the capability to generate test cases and test oracles that exactly match (in lexical terms) the ground truth tests within the benchmark projects. Furthermore, their test coverage was found to be comparable with test cases generated by automatic test generation tools.

Sch" afer et al. [41] undertook an effort to generate test cases by prompting Codex. Their investigation was concentrated on 25 JavaScript packages. The prompt in their study encompassed the implementation of the PUT and also the usage examples of APIs extracted from documentation. In instances where a test case proved unsuccessful on the PUT, their method incorporated the encountered error message into the prompt and re-prompted Codex. Their findings demonstrated that the process of enhancing the prompt with such additional information facilitated Codex in producing correct test cases with sufficient coverage.

LIBRO [27] used the issue reports (both title and body) as *few-shot* prompts to generate bug-reproducing test cases. The final test cases were incorporated into appropriate test classes and ranked based on their validity. The results revealed an enhancement in generating correct test cases to reproduce bugs compared to state-of-the-art tools.

CEDAR [35], rather than employing fixed demonstrative examples in *few-shot* learning, aimed to retrieve demonstrative examples related to each *PUT* and incorporate them into the prompt. They assessed their method based on the lexical match, termed "exact match", between generated assertions and the ground truth in a benchmark. While their proposed approach demonstrates enhanced performance in achieving exact matches between assertions and the ground truth, it necessitates an extensive pull of code samples for the selection of appropriate demonstrative examples for each *PUT*.

ATHENATEST [49] employed the BART transformer model [30], which they fine-tuned using a collection of Java functions and their corresponding tests. They reported test coverage comparable to those of EvoSuite [17] upon evaluating generating test cases for five Java projects.

TOGA [14] engaged in fine-tuning CodeBERT using the *PUT*'s docstring along with the prefix of a test case featuring a masked assertion. Their goal was to synthesize the assertion. Subsequently, they formulated the whole test oracles by incorporating a test oracle grammar and generating a set of assertions. This set was then subjected to ranking through a neural network ranker based on their lexical match to ground truth test oracles. Although they reported results akin to those of EvoSuite [17] in bug detection, their focus is only on synthesizing the assertions. However, synthesizing assertion is not challenging but generating effective and meaningful test oracles poses a significant challenge.

CODAMOSA combined the test cases generated by Codex with those derived from Pynguin in cases where Pynguin's test case generation halted and failed to enhance test coverage. CODAMOSA achieves higher test coverage on various Python benchmarks [29] compared to Pynguin. It is worth noting that, akin to other studies, CODAMOSA concentrated solely on test coverage improvement, and its generated test cases lacked assertion oracles for bug detection within programs.

Two additional studies employed Codex to simultaneously generate code and corresponding test cases based on a given problem description. Subsequently, they used these test cases to filter out buggy suggestions produced by Codex [28, 11]. For code generation, they employed the problem description as a prompt, and for test case generation, they used the same problem description along with the *PUT* and a natural language instruction.

Although prior research has explored diverse strategies for generating test cases using LLMs like Codex and assessed them in terms of test coverage or lexical match with ground truth tests, none of these studies specifically focused on leveraging MT to enhance the effectiveness of the generated test cases.

8. Conclusion

In this paper, we proposed *MuTAP* as a means of improving and evaluating the ability of pre-trained LLMs to generate effective test cases. *MuTAP* first prompts its LLMC to generate test cases using *zero-shot* and *few-shot* learning. After identifying and correcting any potential syntax and return value errors in the generated test cases, *MuTAP* evaluates their effectiveness by conducting MT. Then, it uses the surviving mutants of each *PUT*, if any, as well as the initial inadequate test case to augment the initial prompt. It re-prompts its LLMC using the augmented prompt to regenerate new test cases that are capable of detecting surviving mutants.

We assessed the effectiveness of the test cases generated by LLMs to identify bugs in real and synthetic buggy programs. On average, test cases generated by *MuTAP* successfully identify 86.72% of buggy code in a bug repairing benchmark when using the LLM designed for code generation, Codex. When employing LLM with the dialog setup,

llama-2-chat, *MuTAP* further improves its performance, detecting 94.06% of the buggy code, outperforming both an automatic test generation tool and a *zero-shot* and *few-shot* learning technique on LLMs. This underscores the advantage of employing LLMs as the core of an automatic test generation tool, as conventional automatic generation tools such as Pynguin lack access to the insights embedded in surviving mutants.

Although the current version of *MuTAP* employs two different LLMs to generate test cases for Python programs, its design and evaluation methodology are fundamentally adaptable to various programming languages and models. Therefore, as future work, it can be easily expanded to encompass other programming languages or incorporate new LLMs.

References

- [1] Ahmed, T., Devanbu, P., 2022. Few-shot training LLMs for project-specific code-summarization. arXiv preprint arXiv:2207.04237 .
- [2] Alvarado, I., Gazit, I., Wattenberger, A., 2023. Github copilot labs. <https://githubnext.com/projects/copilot-labs/>.
- [3] Anonymous, 2023. The replication package. <https://github.com/ExpertiseModel/MuTAP>.
- [4] Arcuri, A., 2018. Test suite generation with the Many Independent Objective (MIO) algorithm. *Information and Software Technology* 104, 195–206.
- [5] Arcuri, A., Fraser, G., 2013. Parameter tuning or default values? an empirical investigation in search-based software engineering. *Empirical Software Engineering* 18, 594–623.
- [6] Arteca, E., Harner, S., Pradel, M., Tip, F., 2022. Nessie: automatically testing javascript apis with asynchronous callbacks, in: *Proceedings of the 44th International Conference on Software Engineering*, pp. 1494–1505.
- [7] Bareiß, P., Souza, B., d’Amorim, M., Pradel, M., 2022. Code generation tools (almost) for free? a study of few-shot, pre-trained language models on code. arXiv preprint arXiv:2206.01335 .
- [8] Böhme, M., Szekeres, L., Metzman, J., 2022. On the reliability of coverage-based fuzzer benchmarking, in: *Proceedings of the 44th International Conference on Software Engineering*, pp. 1621–1633.
- [9] Brown, T., Mann, B., Ryder, N., Subbiah, M., Kaplan, J.D., Dhariwal, P., Neelakantan, A., Shyam, P., Sastry, G., Askell, A., et al., 2020. Language models are few-shot learners. *Advances in neural information processing systems* 33, 1877–1901.
- [10] Cai, X., Lyu, M.R., 2005. The effect of code coverage on fault detection under different testing profiles, in: *Proceedings of the 1st International Workshop on Advances in Model-Based Testing*, ACM, New York, NY, USA. p. 1–7. URL: <https://doi.org/10.1145/1083274.1083288>.
- [11] Chen, B., Zhang, F., Nguyen, A., Zan, D., Lin, Z., Lou, J.G., Chen, W., 2022. Codet: Code generation with generated tests. arXiv preprint arXiv:2207.10397 .
- [12] Chen, M., Tworek, J., Jun, H., Yuan, Q., Pinto, H.P.d.O., Kaplan, J., Edwards, H., Burda, Y., Joseph, N., Brockman, G., et al., 2021. Evaluating large language models trained on code. arXiv preprint arXiv:2107.03374 .
- [13] Clement, C.B., Drain, D., Timcheck, J., Svyatkovskiy, A., Sundaresan, N., 2020. Pymt5: multi-mode translation of natural language and python code with transformers. arXiv preprint arXiv:2010.03150 .
- [14] Dinella, E., Ryan, G., Mytkowicz, T., Lahiri, S.K., 2022. Toga: a neural method for test oracle generation, in: *Proceedings of the 44th International Conference on Software Engineering*, pp. 2130–2141.
- [15] Feng, Z., Guo, D., Tang, D., Duan, N., Feng, X., Gong, M., Shou, L., Qin, B., Liu, T., Jiang, D., et al., 2020. Codebert: A pre-trained model for programming and natural languages. arXiv preprint arXiv:2002.08155 .
- [16] Fraser, G., Arcuri, A., 2011a. Evolutionary generation of whole test suites, in: 2011 11th International Conference on Quality Software, IEEE. pp. 31–40.
- [17] Fraser, G., Arcuri, A., 2011b. Evosuite: automatic test suite generation for object-oriented software, in: *Proceedings of the 19th ACM SIGSOFT symposium and the 13th European conference on Foundations of software engineering*, pp. 416–419.
- [18] Fraser, G., Zeller, A., 2010. Mutation-driven generation of unit tests and oracles, in: *Proceedings of the 19th international symposium on Software testing and analysis*, pp. 147–158.
- [19] Godefroid, P., Klarlund, N., Sen, K., 2005. Dart: Directed automated random testing, in: *Proceedings of the 2005 ACM SIGPLAN conference on Programming language design and implementation*, pp. 213–223.
- [20] Gopinath, R., Jensen, C., Groce, A., 2014. Code coverage for suite evaluation by developers, in: *Proceedings of the 36th International Conference on Software Engineering*, pp. 72–82.
- [21] Hałas, K., 2019. Mutpy: a mutation testing tool for Python 3.x source code. <https://github.com/mutpy/mutpy>.
- [22] Hemmati, H., 2015. How effective are code coverage criteria?, in: 2015 IEEE International Conference on Software Quality, Reliability and Security, IEEE. pp. 151–156.
- [23] Hu, Y., Ahmed, U.Z., Mehtaev, S., Leong, B., Roychoudhury, A., 2019. Re-factoring based program repair applied to programming assignments, in: 2019 34th IEEE/ACM International Conference on Automated Software Engineering (ASE), IEEE. pp. 388–398.
- [24] Hu, Y., Ahmed, U.Z., Mehtaev, S., Leong, B., Roychoudhury, A., 2023. Refactory. <https://github.com/githubhuyang/refactory>.
- [25] Jia, Y., Harman, M., 2011. An analysis and survey of the development of mutation testing. *IEEE Transactions on Software Engineering* 37, 649–678. doi:10.1109/TSE.2010.62.
- [26] Joshi, H., Cambrono, J., Gulwani, S., Le, V., Radicek, I., Verbruggen, G., 2022. Repair is nearly generation: Multilingual program repair with LLMs. arXiv preprint arXiv:2208.11640 .
- [27] Kang, S., Yoon, J., Yoo, S., 2022. Large language models are few-shot testers: Exploring LLM-based general bug reproduction. arXiv preprint arXiv:2209.11515 .
- [28] Lahiri, S.K., Naik, A., Sakkas, G., Choudhury, P., von Veh, C., Musuvathi, M., Inala, J.P., Wang, C., Gao, J., 2022. Interactive code generation via test-driven user-intent formalization. arXiv preprint arXiv:2208.05950 .
- [29] Lemieux, C., Inala, J.P., Lahiri, S.K., Sen, S., 2023. Codamosa: Escaping coverage plateaus in test generation with pre-trained large language models, in: *Accepted by 45th International Conference on Software Engineering (ICSE)*.
- [30] Lewis, M., Liu, Y., Goyal, N., Ghazvininejad, M., Mohamed, A., Levy, O., Stoyanov, V., Zettlemoyer, L., 2019. Bart: Denoising sequence-to-sequence pre-training for natural language generation, translation, and comprehension. arXiv preprint arXiv:1910.13461 .
- [31] Liu, P., Yuan, W., Fu, J., Jiang, Z., Hayashi, H., Neubig, G., 2023. Pre-train, prompt, and predict: A systematic survey of prompting methods in natural language processing. *ACM Computing Surveys* 55, 1–35.
- [32] Lukaszcyk, S., Fraser, G., 2022. Pynguin: Automated unit test generation for python, in: *Proceedings of the ACM/IEEE 44th International Conference on Software Engineering: Companion Proceedings*, pp. 168–172.
- [33] Lukaszcyk, S., Kroiß, F., Fraser, G., 2023. An empirical study of automated unit test generation for python. *Empirical Software Engineering* 28, 36.
- [34] Moradi Dakhel, A., Majdinasab, V., Nikanjam, A., Khomh, F., Desmarais, M.C., Jiang, Z.M.J., 2023. Github Copilot AI pair programmer: Asset or liability? *Journal of Systems and Software* 203, 111734. doi:<https://doi.org/10.1016/j.jss.2023.111734>.
- [35] Nashid, N., Sintaha, M., Mesbah, A., 2023. Retrieval-based prompt selection for code-related few-shot learning .

- [36] Palomba, F., Di Nucci, D., Panichella, A., Oliveto, R., De Lucia, A., 2016. On the diffusion of test smells in automatically generated test code: An empirical study, in: Proceedings of the 9th international workshop on search-based software testing, pp. 5–14.
- [37] Panichella, A., Kifetew, F.M., Tonella, P., 2015. Reformulating branch coverage as a many-objective optimization problem, in: 2015 IEEE 8th international conference on software testing, verification and validation (ICST), IEEE. pp. 1–10.
- [38] Panichella, A., Kifetew, F.M., Tonella, P., 2017. Automated test case generation as a many-objective optimisation problem with dynamic selection of the targets. *IEEE Transactions on Software Engineering* 44, 122–158.
- [39] Panichella, A., Panichella, S., Fraser, G., Sawant, A.A., Hellendoorn, V.J., 2020. Revisiting test smells in automatically generated tests: limitations, pitfalls, and opportunities, in: 2020 IEEE international conference on software maintenance and evolution (ICSME), IEEE. pp. 523–533.
- [40] Papadakis, M., Kintis, M., Zhang, J., Jia, Y., Le Traon, Y., Harman, M., 2019. Mutation testing advances: an analysis and survey, in: *Advances in Computers*. Elsevier. volume 112, pp. 275–378.
- [41] Schäfer, M., Nadi, S., Eghbali, A., Tip, F., 2023. Adaptive test generation using a large language model. *arXiv preprint arXiv:2302.06527* .
- [42] Selakovic, M., Pradel, M., Karim, R., Tip, F., 2018. Test generation for higher-order functions in dynamic languages. *Proceedings of the ACM on Programming Languages* 2, 1–27.
- [43] Sen, K., Marinov, D., Agha, G., 2005. Cute: A concolic unit testing engine for c. *ACM SIGSOFT Software Engineering Notes* 30, 263–272.
- [44] Shore, J., Warden, S., 2021. The art of agile development. 2nd ed., "O'Reilly".
- [45] Shrivastava, D., Larochelle, H., Tarlow, D., 2022. Repository-level prompt generation for large language models of code. *arXiv preprint arXiv:2206.12839* .
- [46] Siddiq, M.L., Santos, J., Tanvir, R.H., Ulfat, N., Rifat, F.A., Lopes, V.C., 2023. Exploring the effectiveness of large language models in generating unit tests. *arXiv preprint arXiv:2305.00418* .
- [47] Siddiqui, S., 2021. Learning Test-Driven Development. "O'Reilly".
- [48] Touvron, H., Martin, L., Stone, K., Albert, P., Almahairi, A., Babaei, Y., Bashlykov, N., Batra, S., Bhargava, P., Bhosale, S., et al., 2023. Llama 2: Open foundation and fine-tuned chat models. *arXiv preprint arXiv:2307.09288* .
- [49] Tufano, M., Drain, D., Svyatkovskiy, A., Deng, S.K., Sundaresan, N., 2021. Unit test case generation with transformers and focal context. *arXiv preprint arXiv:2009.05617* .
- [50] Tufano, M., Drain, D., Svyatkovskiy, A., Sundaresan, N., 2022. Generating accurate assert statements for unit test cases using pretrained transformers, in: *Proceedings of the 3rd ACM/IEEE International Conference on Automation of Software Test*, pp. 54–64.
- [51] Xie, T., 2006. Augmenting automatically generated unit-test suites with regression oracle checking, in: *ECOOP 2006—Object-Oriented Programming: 20th European Conference, Nantes, France, July 3-7, 2006. Proceedings 20*, Springer. pp. 380–403.
- [52] Zhang, J., Cambronero, J., Gulwani, S., Le, V., Piskac, R., Soares, G., Verbruggen, G., 2022. Repairing bugs in python assignments using large language models. *arXiv preprint arXiv:2209.14876* .