

Semidiscrete optical vortex droplets in quasi-phase-matched photonic crystals

Xiaoxi Xu¹, Feiyan Zhao¹, Jiayao Huang², Hexiang He¹, Li Zhang¹,
Zhaopin Chen³, Zhongquan Nie⁴, Boris A. Malomed^{5,6}, and Yongyao Li^{1,7*}

¹ School of Physics and Optoelectronic Engineering, Foshan University, Foshan 528000, China

² School of Electronic and Computer Engineering, Peking University, Shenzhen 518055, China

³ Physics Department and Solid-State Institute, Technion, Haifa 32000, Israel

⁴ Key Lab of Advanced Transducers and Intelligent Control System,

Ministry of Education and Shanxi Province, College of Electronic Information and Optical Engineering,
Taiyuan University of Technology, Taiyuan 030024, China

⁵ Department of Physical Electronics, School of Electrical Engineering,
Faculty of Engineering, Tel Aviv University, Tel Aviv 69978, Israel

⁶ Instituto de Alta Investigación, Universidad de Tarapacá, Casilla 7D, Arica, Chile

⁷ Guangdong-Hong Kong-Macao Joint Laboratory for Intelligent Micro-Nano
Optoelectronic Technology, Foshan University, Foshan 528000, China

(Dated: September 18, 2023)

A new scheme for producing semidiscrete self-trapped vortices (“swirling photon droplets”) in photonic crystals with competing quadratic ($\chi^{(2)}$) and self-defocusing cubic ($\chi^{(3)}$) nonlinearities is proposed. The photonic crystal is designed with a striped structure, in the form of spatially periodic modulation of the $\chi^{(2)}$ susceptibility, which is imposed by the quasi-phase-matching technique. Unlike previous realizations of semidiscrete optical modes in composite media, built as combinations of continuous and arrayed discrete waveguides, the semidiscrete vortex “droplets” are produced here in the fully continuous medium. This work reveals that the system supports two types of semidiscrete vortex droplets, *viz.*, onsite- and intersite-centered ones, which feature, respectively, odd and even numbers of stripes, \mathcal{N} . Stability areas for the states with different values of \mathcal{N} are identified in the system’s parameter space. Some stability areas overlap with each other, giving rise to the multistability of states with different \mathcal{N} . The coexisting states are mutually degenerate, featuring equal values of the Hamiltonian and propagation constant. An experimental scheme to realize the droplets is outlined, suggesting new possibilities for the long-distance transmission of nontrivial vortex beams in nonlinear media.

Key words: Quasi-phase-matched photonic crystals, semidiscrete vortex droplets, striped modulation.

I. INTRODUCTION

Semidiscrete vortex quantum droplets, a new type of vortices, were initially predicted in binary Bose-Einstein condensates trapped in an array of tunnel-coupled quasi-1D potential wells [1]. Unlike vortex modes in fully continuous or fully discrete systems [2–7], these are stripe-shaped localized states, which are continuous in one direction and discrete in the perpendicular one, and do not exhibit rotational symmetry. It is well known that the stability of self-trapped vortex modes in two-dimensional (2D) and three-dimensional (3D) geometries is a challenging problem because the self-attractive nonlinearity gives rise to strong splitting instability of vortex rings and tori, even if the collapse instability that affects fundamental (zero-vorticity) solitons in the same media may be suppressed [8–13]. Due to the competition between the mean-field (MF) and beyond-MF effects in the bosonic condensate [14–23], semidiscrete vortex quantum droplets may maintain stability in this setting against the azimuthal (splitting) perturbations. In the field of nonlinear optics, somewhat similar objects in the form of “photon droplets” were experimentally demonstrated in optical media with nonlocal (thermal) nonlinearity [24, 25]. Actually, the competition between different nonlinear terms is a common effect [26–32], which occurs in the propagation of high-power laser beams in various media [32, 33]. Optical semidiscrete vortex droplets can be maintained by the balance between the competing nonlinearities. In particular, stable self-bound semidiscrete vortex modes in the spatial domain were predicted in coupled planar waveguides with the cubic-quintic nonlinearity [34]. Similarly, self-bound spatiotemporal vortex modes can be predicted in coupled arrays of nonlinear fibers [35].

Recently, patterned quasi-phase matched (QPM) nonlinear photonic crystals in the 3D space have been produced by means of the thermoelectric field polarization [36], laser erasing [37], and femtosecond laser poling technique [38],

*Electronic address: yongyaoli@gmail.com

which provides more possibilities for the creation of vortex states. The QPM technique has developed to a well-known method for achieving accurate phase matching in $\chi^{(2)}$ crystals for the nonlinear frequency conversion [39–49] and nonlinear beam shaping [50–57] in different dimensions. Very recently, stable vortex solitons were predicted in 3D QPM photonic crystals [58]. The structure of the vortex solitons can be engineered by fixing different phase-matching conditions in different cells of the photonic crystals, thus inducing effective discreteness in this 3D optical medium. This technique offers a possibility of building semidiscrete vortex modes in the QPM-structured bulk photonic crystals. It is relevant to mention that effective 2D (but not 3D) discrete waveguiding structures for optical beams with the extraordinary polarization can be induced by means of a different technique in photorefractive materials illuminated by interfering beams with the ordinary polarization^[59]. Such virtual photonic lattices were used for the creation of quasi-discrete 2D vortex solitons [60–62].

In this paper, we propose a scenario for the creation of semidiscrete vortex optical droplets in 3D photonic crystals with quadratic ($\chi^{(2)}$) and defocusing cubic ($\chi^{(3)}$) nonlinearities and a striped QPM-induced spatial structure, as shown in Fig. 1(a,b,c). The $\chi^{(3)}$ nonlinearity is able to compete with the $\chi^{(2)}$ interaction if intensities of the light fields reach the level of several GW/cm² [32], making it possible to create self-bound photon droplets. We demonstrate that the phase-matching condition, adjusted to the striped structure, induces effective discreteness between adjacent stripes, which is necessary for the design of semidiscrete states. The balance of the competition between quadratic and cubic nonlinearity allows the self-bound vortex modes to maintain their stability.

The subsequent material is arranged as follows. The model is introduced in Section 2. Numerical results and estimates for the experimental setup are presented in Section 3. The paper is concluded by Section 4.

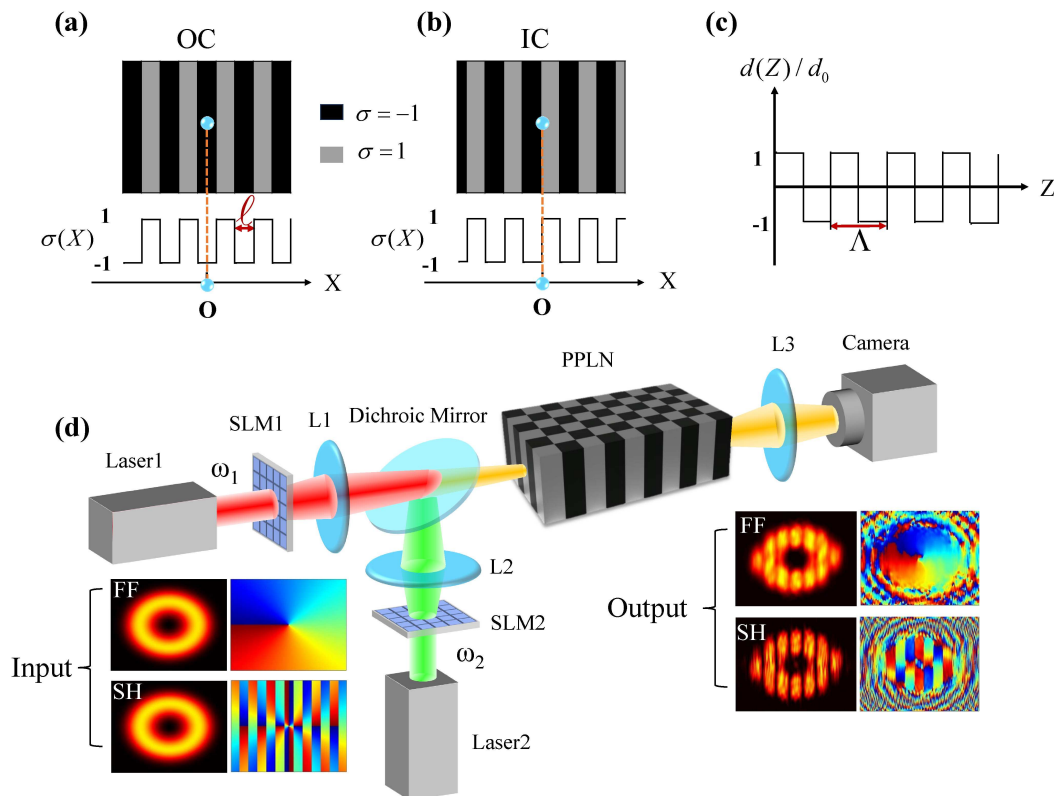


FIG. 1: (Color online) (a,b) The structures corresponding to OC and IC modulations, which are defined as per Eq. (3), ℓ and \mathbf{O} representing the stripe’s width and center of the modulation pattern, respectively. The black and gray blocks represent $\sigma = -1$ and $+1$, respectively. (c) The periodic modulation along the Z axis defined as per Eq. (4), Λ being the period of the longitudinal modulation. (d) A schematic of the experimental setup for the creation of the semidiscrete vortex droplets: L1, L2, L3 – lenses, SLM1, SLM2 – spatial light modulators, PPLN – the periodically polarized lithium niobate crystal, FF – the fundamental frequency, SH – the second harmonic. Two bottom plots display the input and output intensity and phase patterns of the FF and SH beams.

II. THE MODEL

The paraxial propagation of light beams through the 3D QPM photonic crystals with the competing $\chi^{(2)}$ and $\chi^{(3)}$ nonlinearities is governed by coupled equations for the slowly varying fundamental frequency (FF) and second harmonic (SH) amplitudes, A_1 and A_2 :

$$\begin{aligned} i\partial_Z A_1 &= -\frac{1}{2k_1}\nabla^2 A_1 - \frac{2d(X, Z)\omega_1}{cn_1}A_1^*A_2e^{-i\Delta k_0 Z} + \frac{3\chi^{(3)}\omega_1}{2cn_1}(|A_1|^2 + 2|A_2|^2)A_1, \\ i\partial_Z A_2 &= -\frac{1}{2k_2}\nabla^2 A_2 - \frac{d(X, Z)\omega_2}{cn_2}A_1^2e^{i\Delta k_0 Z} + \frac{3\chi^{(3)}\omega_2}{2cn_2}(|A_2|^2 + 2|A_1|^2)A_2, \end{aligned} \quad (1)$$

where $\nabla^2 = \partial_X^2 + \partial_Y^2$ is the paraxial-diffraction operator, c is the speed of light in vacuum, while $n_{1,2}$, $\omega_{1,2}$ ($\omega_2 = 2\omega_1$), and $k_{1,2}$ are, respectively, the refractive indices, carrier frequencies, and wavenumbers of the FF and SH components, and $\Delta k_0 = 2k_1 - k_2$ is the phase-velocity mismatch. $\chi^{(3)} > 0$ is the third-order susceptibility, which accounts for the cubic self-defocusing. The local modulation of the second-order susceptibility $\chi^{(2)}$ is determined by

$$d(X, Z) = \sigma(X)d(Z), \quad (2)$$

where $\sigma(X)$ is the transverse striped OC (onsite-centered) or IC (intersite-centered) modulation pattern:

$$\sigma(X) = \begin{cases} -\text{sgn}[\cos(\pi X/\ell)] & \text{OC}, \\ -\text{sgn}[\sin(\pi X/\ell)] & \text{IC}, \end{cases} \quad (3)$$

ℓ being the width of a stripe. The OC and IC patterns correspond to the pivot of the vortex beam located, respectively, at the center of a stripe or at the border between two stripes, see Fig. 1(a,b). Further, the factor accounting in Eq. (2) for the modulation in the Z direction, with amplitude d_0 and period Λ , is [63–65]

$$d(Z) = d_0 \text{sgn}[\cos(2\pi Z/\Lambda)] \equiv d_0 \sum_{m \neq 0} \left(\frac{2}{m\pi}\right) \sin\left(\frac{m\pi}{2}\right) \exp\left(i\frac{2\pi m}{\Lambda}Z\right), \quad (4)$$

see Fig. 1(c). Actually, only the terms with $m = \pm 1$ are kept in Eq. (4), as they play the dominant role in the QPM effect. Thus, $m = 1$ and -1 relate to the FF and SH components, respectively.

By means of rescaling [66, 67]

$$\begin{aligned} \zeta &= \left(\frac{n_1}{\omega_1} + \frac{n_2}{\omega_2}\right), \quad z_d^{-1} = \frac{2}{c\pi} \frac{d_0^2}{\chi^{(3)}} \left(\frac{\omega_1^2 \omega_2}{n_1^2 n_2} \zeta\right)^{\frac{1}{2}}, \\ u_p &= \frac{\chi^{(3)}}{d_0} \sqrt{\frac{n_p}{\omega_p \zeta}} A_p \exp[i(\Delta k_0 - 2\pi/\Lambda)Z], \quad p = 1, 2, \\ z &= Z/z_d, \quad x = \sqrt{k_1/z_d}X, \quad y = \sqrt{k_1/z_d}Y, \quad \Omega = (\Delta k_0 - 2\pi/\Lambda)z_d, \\ g_{11} &= \frac{3\pi}{4} \sqrt{\frac{\omega_1^2 n_2}{n_1^2 \omega_2}} \zeta, \quad g_{22} = \frac{3\pi}{4} \sqrt{\frac{\omega^3 n_1^2}{n_2^3 \omega_1^2}} \zeta, \quad g_{12} = \frac{3\pi}{2} \sqrt{\frac{\omega_2}{n_2}}, \end{aligned} \quad (5)$$

Eqs. (1), which keep, as said above, the terms with $m = \pm 1$ in Eq. (4), are simplified to the form of

$$i\partial_z u_1 = -\frac{1}{2}\nabla'^2 u_1 - \Omega u_1 - 2\sigma(x)u_1^* u_2 + (g_{11}|u_1|^2 + g_{12}|u_2|^2)u_1, \quad (6)$$

$$i\partial_z u_2 = -\frac{1}{2\eta}\nabla'^2 u_2 - \Omega u_2 - \sigma(x)u_1^2 + (g_{22}|u_2|^2 + g_{12}|u_1|^2)u_2, \quad (7)$$

where $\nabla'^2 = \partial_{xx} + \partial_{yy}$ and $\eta = k_2/k_1$. Neglecting the slight difference in the FF and SH refractive indices, i.e., setting $n_1 = n_2$, results in coefficients $g_{11} = 3\pi\sqrt{3}/8$, $g_{22} = g_{12} = 4g_{11}$ and $\eta = 2$ in Eqs. (6) and (7).

Equations (6) and (7) conserve two dynamical invariants, *viz.*, the Hamiltonian and total power (alias the Manley-Rowe invariant [68–70]):

$$H = \iint (\mathcal{H}_k + \mathcal{H}_\Omega + \mathcal{H}_2 + \mathcal{H}_3) dx dy, \quad (8)$$

$$P = \iint (|u_1|^2 + 2|u_2|^2) dx dy \equiv P_1 + P_2, \quad (9)$$

where $\mathcal{H}_k = \frac{1}{2}|\nabla u_1|^2 + \frac{1}{2\eta}|\nabla u_2|^2$, $\mathcal{H}_\Omega = -\Omega(|u_1|^2 + |u_2|^2)$, $\mathcal{H}_2 = \sigma(x)(u_1^{*2}u_2 + \text{c.c.})$ and $\mathcal{H}_3 = \frac{1}{2}g_{11}|u_1|^4 + g_{12}|u_1|^2|u_2|^2 + \frac{1}{2}g_{22}|u_2|^4$. The power sharing between the FF and SH components is defined as the ratio $r = P_1/P_2$. Control parameters for the subsequent analysis are P , ℓ and Ω (the total power, the stripe's width, and the scaled detuning).

III. RESULTS

A. Numerical results

Stationary solutions to Eqs. (6) and (7) with propagation constant β were looked for as

$$u_p(x, y, z) = \phi_p(x, y) e^{ip\beta z}, \quad p = 1, 2 \quad (10)$$

where $\phi_{1,2}$ are the stationary amplitudes of the FF and SH component. Vortex solutions were generated by means of the imaginary-time (imaginary- z) method, applied to Eqs. (6) and (7), with the input taken at $z = 0$ as

$$\phi_1 = r^{|S|} \exp(-\alpha_1 r^2 + iS\theta), \quad (11)$$

$$\phi_2 = r^{2|S|} \exp[-\alpha_2 r^2 + i2S\tilde{\theta}(x)], \quad (12)$$

where r and θ are the 2D polar coordinates, and

$$\tilde{\theta}(x) = \theta + \frac{1}{4S}[\sigma(x) - 1]\pi, \quad (13)$$

with S and $2S$ representing the winding numbers of FF and SH components, respectively. In Eq. (13), the matching condition between the phases of the FF and SH components, $\varphi_{1,2}(x, y) \equiv \arg\{\phi_{1,2}\}$, is defined by setting

$$\varphi_2(x, y) = 2\varphi_1(x, y) - \varphi_d(x, y), \quad (14)$$

with $\varphi_d = 0$ and π corresponding, respectively, to $\sigma(x) = 1$ and -1 (i.e., $\varphi_d = -[\sigma(x) - 1]\pi/2$). According to Eqs. (11) and (12), one has $\varphi_1 = S\theta$ and $\varphi_2 = 2S\tilde{\theta}(x)$, hence Eq. (13) is derived via Eq. (14).

The stability of the stationary vortex solitons was tested by direct real- z simulations of the perturbed evolution in the framework of Eqs. (6) and (7) up to $z = 10000$. Unstable solutions readily exhibit splitting in the course of the simulations.

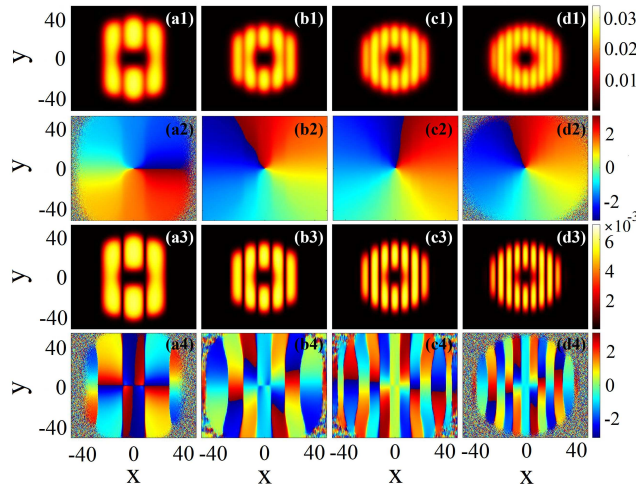


FIG. 2: (Color online) Typical examples of the intensity distribution, $|\phi_1(x, y)|^2$ (the first row) and $|\phi_2(x, y)|^2$ (the third row), and phase patterns of $\phi_1(x, y)$ (the second row) and $\phi_2(x, y)$ (the fourth row) of a semidiscrete vortex optical droplet with $S = 1$, which corresponds to point “A-D” in the stable area of the OC-type in Fig. 4(a). The parameters are $(P, \ell) = (80, 18)$ in (a), $(80, 11)$ in (b), $(80, 8)$ in (c), and $(80, 6.5)$ in (d). In this case, the effective detuning is fixed as $\Omega = 0$.

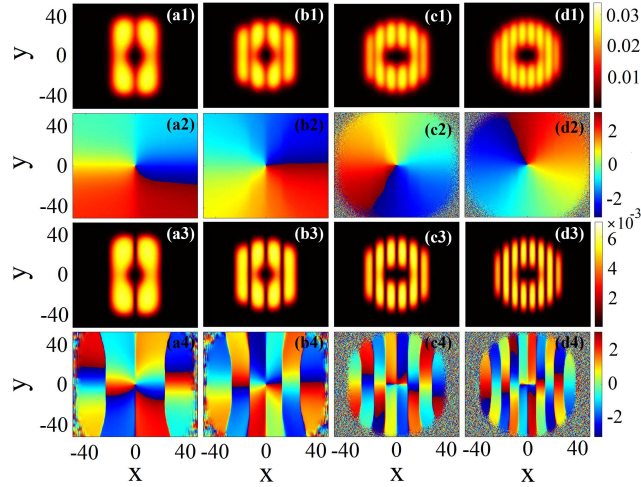


FIG. 3: (Color online) A typical example of a stable IC-type optical droplet with $(P, \Omega) = (80, 0)$ and $S = 1$. The first and second rows display the intensity and phase distributions of the FF component, while the third and fourth rows exhibit the same for the SH component. The stripe’s widths in panels (a-d) are $\ell = 22, 13, 9,$ and 7 , respectively, corresponding to points “A-D” in Fig. 4(b).

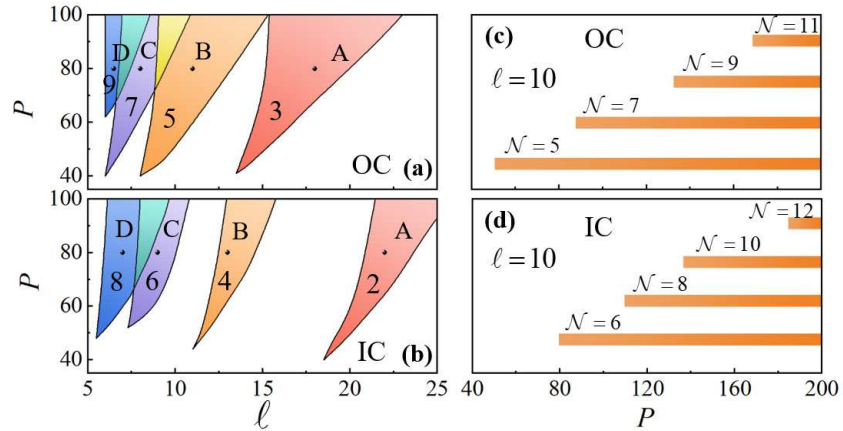


FIG. 4: (Color online) Stability areas of semidiscrete vortex optical droplets of the OC (a) and IC (b) types, in the (P, ℓ) plane with $\Omega = 0$ and $S = 1$. Digits in colored stability areas indicate the number of stripes in the droplets, which are odd in (a) and even in (b). Note that the presence of bistability in the cyan and yellow areas. Stability ranges of multistable states are shown in (c) and (d) for the droplets of the OC and IC types, respectively, with $(\ell, \Omega) = (10, 0)$ and varying values of the total power, P .

As the stripe modulation acts solely in the x -direction, the vortex solutions feature similar modulation in the same direction, and can be characterized by the number of stripes, \mathcal{N} , in the localized solution. According to Eq. (3), the solutions are also categorized into the OC and IC types. For the OC- and IC-type solutions, with the pivot located at the center of a stripe or at the border between adjacent stripes, numbers \mathcal{N} are, respectively, odd or even. Typical examples for the OC-type vortex solution with $\mathcal{N} = 3, 5, 7, 9$ and IC-type ones with $\mathcal{N} = 2, 4, 6, 8$, all carrying the winding number $S = 1$ in their FF component, are shown, respectively, in Figs. 2 and 3. All these states are stable, as confirmed by direct simulations up to $z = 10000$. Because the modulation is applied only along the x -direction, the vortex solutions feature a typical semidiscrete configuration similar to that reported in previous works [1, 34]. However, unlike those works, the stable vortex modes are elaborated here in the bulk crystals with the spatially modulated local $\chi^{(2)}$ susceptibility. The vortex phase patterns exhibited in Figs. 2 and 3 of the SH component are striped to obey the matching condition of Eq. (14), hence, the effective angular coordinate of this component is defined by Eq. (13), showing a complicated striped-mixed vorticity pattern of this component.

Stability areas for the vortex solutions of the OC and IC types, with different values of \mathcal{N} are shown, in the (P, ℓ) plane with $\Omega = 0$ and $S = 1$, in Fig. 4(a,b). These plots demonstrate that the vortex solutions with larger values

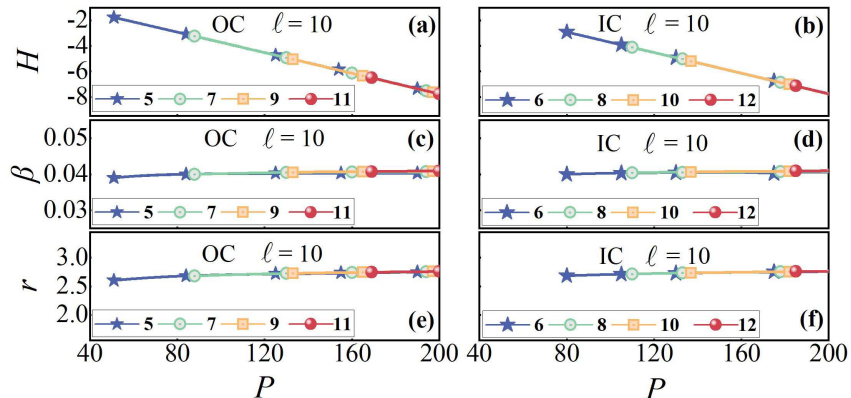


FIG. 5: (Color online) (a,b) Hamiltonian H , defined as per Eq.(8), (c,d) the FF propagation constant β , and (e,f) ratio $r = P_1/P_2$ vs. total power P . The lines of blue stars, cyan circles, orange squares, and red balls in (a,c,e) indicate, respectively, semidiscrete vortex states with stripe numbers $\mathcal{N} = 5, 7, 9$, and 11 , while in (b,d,f), they represent $\mathcal{N} = 6, 8, 10$, and 12 . Other parameters are $\ell = 10, \Omega = 0$, and vorticity of fundamental frequency $S = 1$.

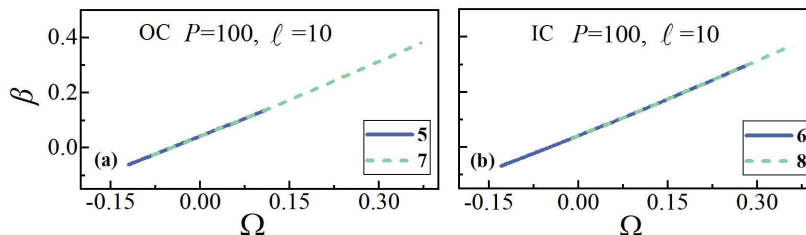


FIG. 6: (Color online) (a) and (b): The FF propagation constant β for stable vortex optical droplets of the OC and IC types vs. effective detuning Ω . Solid and dashed lines denote the number of stripes $\mathcal{N} = 5$ and $\mathcal{N} = 7$ for OC, or $\mathcal{N} = 6$ and $\mathcal{N} = 8$ for IC, respectively. Other parameters are $(P, \ell) = (100, 10)$ and $S = 1$.

of P and smaller values of ℓ produce overlaps between different stability areas [see the cyan and yellow areas in Fig. 4(a), and the cyan area in Fig. 4(b)]. The overlaps indicate the presence of multistability in the system. To further illustrate this feature, we select $\ell = 10$ and examine solutions with different values of \mathcal{N} , up to $P = 200$. In this region, we find that four different values of \mathcal{N} stably coexist at $P = 200$ for both OC and IC types of the solutions. Note also that the solutions with larger values of \mathcal{N} require larger values of P to support the stability. Multistable semidiscrete vortex solutions are characterized by values of H , β and r , which are displayed, as functions of P , in Fig. 5, while keeping ℓ and Ω fixed. Notably, curves $H(P)$ and $\beta(P)$ for these solutions overlap almost completely, indicating degenerate solutions. The nearly flat dependences, with $d\beta/dP \approx 0$, indicate the existence of broad states, which may be considered as effectively liquid ones, cf. Ref. [14]. A nearly constant value $r(P) \approx 2.7$ in Fig. 4(e,f) implies the domination of the FF component in the system.

Finally, in Fig. 6 we present the range of the effective detuning for a fixed total power, $P = 100$. The results indicate that stable semidiscrete vortex solitons exist for $\Omega \neq 0$.

Exploring vortex states with $S > 1$ is a challenging problem, as they may be stable only for sufficiently large values of P . Two typical examples of stable vortex solutions of the OC and IC types with $S = 2$, and $\mathcal{N} = 5$ and 6 , are shown in Fig. 7. The stable solution with $S = 2$ exists at $P > 280$. This threshold is much higher than its counterpart for $S = 1$, in which case the stable solutions are found at $P > 40$.

B. An outline of the experimental setup

The fabrication of 3D photonic crystal by means of femtosecond laser pulses is a mature technology [71, 72]. To estimate parameters of the setting under the consideration, we consider the nonlinear photonic crystal implemented in LiNbO_3 , which has the second-order nonlinearity coefficient $d_0 = d_{22} = 2.1$ pm/V [73], and the third-order one $\chi^{(3)} = 6.6 \times 10^{-22}$ m²/V² [74]. The wavelengths of the FF and SH components are selected as 1064 nm and 532

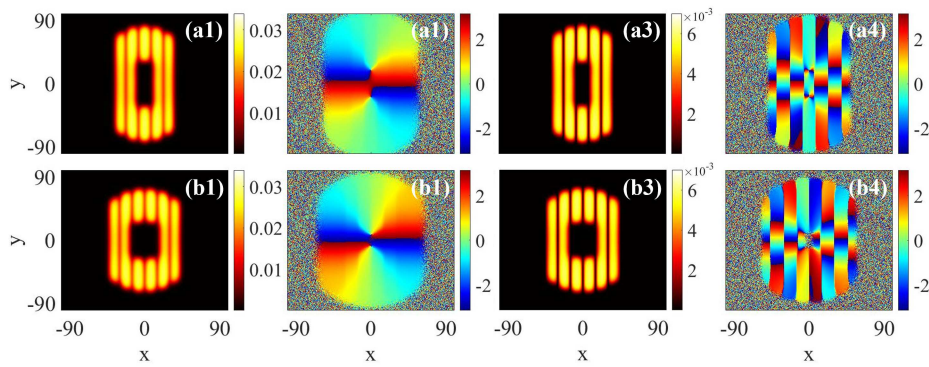


FIG. 7: (Color online) (a1)-(a4) A typical example of a stable semidiscrete vortex droplet of the OC type, with vorticity $S = 2$ of the FF component. Other parameters are $(P, \ell, \Omega) = (300, 15, 0)$. (b1)-(b4) An example of a stable semidiscrete vortex droplet of the IC type, with vorticity $S = 2$ of the FF component, for the same parameters as in (a1)-(a4). The four columns of panels from left to right display the intensity and phase patterns of the FF and SH components. These solitons with $S = 2$ remain stable for the propagation distance $z = 10000$, up to which the simulations were running.

nm, respectively. The relations between the scaled units, in which Eqs. (6) and (7) are written, and their physical counterparts can be established by means of Eq. (5), as summarizes in Table I.

TABLE I: Relations between scaled and physical units of the coordinates, stripe's width, total power, and intensity.

$x = 1$ & $y = 1$	$4.64 \mu\text{m}$
$\ell = 10 \sim 15$	$46.4 \sim 69.6 \mu\text{m}$
$z = 1$	$280 \mu\text{m}$
$P = 1$	31 kW
$ u_1 ^2 = 0.01$ & $ u_2 ^2 = 0.01$	1.44 GW/cm^2 & 0.72 GW/cm^2

According to results of the simulations (see Figs. 2 and 3), the peak droplet's intensity in the FF and SH components are $I_{\text{FF}} \approx 4.32 \text{ GW/cm}^2$ and $I_{\text{SH}} \approx 0.432 \text{ GW/cm}^2$, respectively. If we select the pulse width as 200 ps, the energy densities for the FF and SH components are 0.86 J/cm^2 and 0.086 J/cm^2 , which are lower than the damage threshold ($\sim 1.5 \text{ J/cm}^2$ [75, 76]) of the PPLN crystals. The characteristic propagation distance, which is $z = 10000$, amounts to 2.8 m, which is several times the underlying diffraction length. Therefore, the stability of the solitons, predicted by the simulations, is a reliable prediction.

The sketch for the experimental observation of these droplets is shown in Fig. 1(d): A high-power sub-nanosecond laser (e.g., one with the power exceeding 0.6 mJ per pulse, 200 ps pulse width, and 400 Hz repetition rate) may be a suggested light source in the proposed experiment. The input patterns on the front surface of the PPLN can be generated by a spatial light modulator (SLM) and a Lens. Input FF and SF components can be selected with energies 0.37 mJ and 0.16 mJ per pulse, which are closed to the FF/SF power ratio $r \approx 2.6$ for stationary semidiscrete vortex droplets in Figs. 6(e) and (f). If the input's power ratio is essentially different from this value, it naturally gives rise to strong oscillations between the FF and SH components. The power and phase patterns of the FF component of the input, which are shown in the left inset of Fig. 1(d), can be produced by a properly designed SLM1 and L1, and the input SH patterns with 0.14 mJ per pulse can be produced by SLM2 and L2, respectively. The FF and SH beams are coupled by the dichroic mirror, which sends them onto the PPLN coaxially. The necessary PPLN crystal may be 4 cm long along the axial direction. Finally, the beams transmitted through the PPLN are imaged on to a camera by Lens L3. The simulated output patterns at the back surface of the crystals are shown in the right inset in Fig. 1(d).

IV. CONCLUSION

We have proposed 3D photonic crystals with the striped structure and the combination of the $\chi^{(2)}$ and defocusing $\chi^{(3)}$ nonlinearities. The results of the analysis predict the creation of two types of stable semidiscrete vortex solutions, OC and IC (onsite- and intersite-centered ones), which exhibit an odd or even number of stripes in their structure, respectively. The smallest number of the stripes is $\mathcal{N}_{\text{OC}} = 3$ or $\mathcal{N}_{\text{IC}} = 2$. The setting admits multistability, *viz.*, the coexistence of stable solutions with different numbers of stripes for the same parameters. Unlike the multistability in

systems with the competing cubic-quintic nonlinear interactions, the Hamiltonian and propagation constant of these coexisting states are equal, thus featuring degeneracy. The range of the multistability has been found. The stable solutions for semidiscrete vortices exist within a certain range of positive or negative values of the phase mismatch of the $\chi^{(2)}$ interaction in the medium.

The scheme proposed in this paper can be developed in other settings, such as photonic crystals with ring- or fan-shaped structures. Those settings can be used, in particular, for implementation of various scenarios of beam shaping.

Acknowledgments

This work was supported by the NNSFC (China) through Grants No. 12274077, 11874112, by the Research Fund of Guangdong-Hong Kong-Macao Joint Laboratory for Intelligent Micro-Nano Optoelectronic Technology through grant No.2020B1212030010 and the Graduate Innovative Talents Training Program of the Foshan University. The work of B.A.M. is supported, in part, by the Israel Science Foundation through grant No. 1695/22.

-
- [1] X. Zhang, X. Xu, Y. Zheng, Z. Chen, B. Liu, C. Huang, B. A. Malomed, and Y. Li, Semidiscrete Quantum Droplets and Vortices, *Phys. Rev. Lett.* **123**, 133901 (2019).
- [2] B. Malomed and P. Kevrekidis, Discrete vortex solitons, *Phys. Rev. E* **64**, 026601 (2001).
- [3] F. Lederer, G. I. Stegeman, D. N. Christodoulides, et al., Discrete solitons in optics, *Phys. Reports* **463**, 1-126 (2008).
- [4] B. A. Malomed, Vortex solitons: Old results and new perspectives, *Phys. D: Nonlinear Phenom.* **399**, 108 (2019).
- [5] B. A. Malomed, in *Emerging Frontiers In Nonlinear Science* (Eds. P. G. Kevrekidis, J. Cuevas-Maraver, A. Saxena), Springer Nature AG, Cham, Switzerland, pp. 81 (2020).
- [6] Z. Zhao, G. Chen, B. Liu, and Y. Li, Discrete vortex quantum droplets, *Chaos, Solitons & Fractals* **162**, 112481 (2022).
- [7] X. Xu, F. Zhao, Y. Zhou, B. Liu, X. Jiang, B. A. Malomed, and Y. Li, Vortex gap solitons in spin-orbit-coupled bose-einstein condensates with competing nonlinearities, *Commun. Nonlinear Sci. Numer. Simul.* **117**, 106930 (2023).
- [8] L. Bergé, Wave collapse in physics: principles and applications to light and plasma waves, *Phys. Reports* **303**, 259 (1998).
- [9] P. Di Trapani, W. Chinaglia, S. Minardi and G. Valiulis, Observation of quadratic optical vortex solitons, *Phys. Rev. Lett.* **84**, 3843 (2000).
- [10] D. Mihalache, D. Mazilu, B. Malomed, and F. Lederer, Stable vortex solitons in a vectorial cubic-quintic model, *J. Opt. B: Quantum Semiclassical Opt.* **6**, S341 (2004).
- [11] C. Sulem, P. L. Sulem, *Nonlinear Schrödinger Equations: Self-focusing Instability and Wave Collapse*, vol.139 (Science & Business Media, 2007).
- [12] G. Fibich, *The Nonlinear Schrödinger Equation: Singular Solutions and Optical Collapse*, vol.192 (Springer, 2015).
- [13] B. A. Malomed, *Multidimensional Solitons*, (AIP Publishing LLC, Melville, New York, 2022).
- [14] D. Petrov, Quantum mechanical stabilization of a collapsing bose-bose mixture, *Phys. Rev. Lett.* **115**, 155302 (2015).
- [15] D. Petrov and G. Astrakharchik, Ultradilute low-dimensional liquids, *Phys. Rev. Lett.* **117**, 100401 (2016).
- [16] M. Schmitt, M. Wenzel, F. Böttcherr, et al., Self-bound droplets of a dilute magnetic quantum liquid, *Nature* **539**, 259 (2016).
- [17] C. Cabrera, L. Tanzi, J. Sanz, et al., Quantum liquid droplets in a mixture of bose-einstein condensates, *Science* **359**, 301 (2018).
- [18] Y. V. Kartashov, B. A. Malomed, L. Tarruell, and L. Torner, Three-dimensional droplets of swirling superfluids, *Phys. Rev. A* **98**, 013612 (2018).
- [19] Y. Li, Z. Chen, Z. Luo, C. Huang, H. Tan, W. Pang, and B. A. Malomed, Two-dimensional vortex quantum droplets, *Phys. Rev. A* **98**, 063602 (2018).
- [20] Z. Luo, W. Pang, B. Liu, Y. Li, and B. A. Malomed, A new form of liquid matter: Quantum droplets, *Front. Phys.* **16**, 32201 (2021).
- [21] Z. Lin, X. Xu, Z. Chen, Z. Yan, Z. Mai, and B. Liu, Two-dimensional vortex quantum droplets get thick, *Commun. Nonlinear Sci. Numer. Simul.* **93**, 105536 (2021).
- [22] Y. Zheng, S. Chen, Z. Huang, S. Dai, B. Liu, Y. Li, and S. Wang, Quantum droplets in two-dimensional optical lattices, *Front. Phys.* **16**, 22501 (2021).
- [23] G. Li, X. Jiang, B. Liu, Z. Chen, B. A. Malomed, and Y. Li, Two-dimensional anisotropic vortex quantum droplets in dipolar bose-einstein condensates, *Front. Phys.* **19**, 22202 (2024).
- [24] K. E. Wilson, N. Westerberg, M. Valiente, C. W. Duncan, E. M. Wright, P. Öhberg, and D. Faccio, Observation of photon droplets and their dynamics, *Phys. Rev. Lett.* **121**, 133903 (2018).
- [25] N. Westerberg, K. E. Wilson, C. W. Duncan, D. Faccio, E. M. Wright, P. Öhberg, and M. Valiente, Self-bound droplets of light with orbital angular momentum, *Phys. Rev. A* **98**, 053835 (2018).
- [26] A. V. Buryak, Y. S. Kivshar, and S. Trillo, Optical solitons supported by competing nonlinearities, *Opt. Lett.* **20**, 1961 (1995).

- [27] D. Mihalache, D. Mazilu, B. Malomed, and F. Lederer, Stable vortex solitons supported by competing quadratic and cubic nonlinearities, *Phys. Rev. E* **69**, 066614 (2004).
- [28] A. S. Desyatnikov, D. Mihalache, D. Mazilu, B. A. Malomed, C. Denz, and F. Lederer, Two-dimensional solitons with hidden and explicit vorticity in bimodal cubic-quintic media, *Phys. Rev. E* **71**, 026615 (2005).
- [29] Z. Wu, Y. Zhang, C. Yuan, F. Wen, H. Zheng, Y. Zhang, and M. Xiao, Cubic-quintic condensate solitons in four-wave mixing, *Phys. Rev. A* **88**, 063828 (2013).
- [30] R. DeSalvo, H. Vanherzeele, D. J. Hagan, M. Sheik-Bahae, G. Stegeman, and E. W. Van Stryland, Self-focusing and self-defocusing by cascaded second-order effects in KTP, *Opt. Lett.* **17**, 28 (1992).
- [31] M. Chen, D. Kaup, and B. A. Malomed, Three-wave solitons and continuous waves in media with competing quadratic and cubic nonlinearities, *Phys. Rev. E* **69**, 056605 (2004).
- [32] C. Bosshard, R. Spreiter, M. Zgonik, and P. Günter, Kerr nonlinearity via cascaded optical rectification and the linear electro-optic effect, *Phys. Rev. Lett.* **74**, 2816 (1995).
- [33] A. S. Reyna, C. B. de Araújo, High order optical nonlinearities in plasmonic nanocomposites, a review, *Adv. Opt. Photonics* **9**, 720 (2017).
- [34] X. Xu, G. Ou, Z. Chen, B. Liu, W. Chen, B. A. Malomed, and Y. Li, Semidiscrete vortex solitons, *Adv. Photonics Res.* **2**, 2000082 (2021).
- [35] H. Leblond, B. A. Malomed, and D. Mihalache, Spatiotemporal vortices in optical fiber bundles, *Phys. Rev. A* **77**, 063804 (2008).
- [36] T. Xu, K. Switkowski, X. Chen, S. Liu, K. Koynov, H. Yu, H. Zhang, J. Wang, Y. Sheng, and W. Krolikowski, Three-dimensional nonlinear photonic crystal in ferroelectric barium calcium titanate, *Nat. Photonics* **12**, 591 (2018).
- [37] D. Wei, C. Wang, H. Wang, X. Hu, D. Wei, X. Fang, Y. Zhang, D. Wu, Y. Hu, J. Li, S. Zhu, and M. Xiao, Experimental demonstration of a three-dimensional lithium niobate nonlinear photonic crystal, *Nat. Photonics* **12**, 596-600 (2018).
- [38] S. Liu, L. Wang, L. M. Mazur, K. Switkowski, B. Wang, F. Chen, A. Arie, W. Krolikowski, and Y. Sheng, Highly efficient 3D nonlinear photonic crystals in ferroelectrics, *Adv. Opt. Mater.* **11**, 2300021 (2023).
- [39] S. Zhu, Y. Zhu, and N. Ming, Quasi-phase-matched third-harmonic generation in a quasi-periodic optical superlattice, *Science* **278**, 843- (1997).
- [40] C. B. Clausen, O. Bang, and Y. S. Kivshar, Spatial solitons and induced kerr effects in quasi-phase-matched quadratic media, *Phys. Rev. Lett.* **78**, 4749 (1997).
- [41] O. Bang, C. B. Clausen, P. L. Christiansen, and L. Torner, Engineering competing nonlinearities, *Opt. Lett.* **24**, 1413 (1999).
- [42] J. F. Corney and O. Bang, Solitons in quadratic nonlinear photonic crystals, *Phys. Rev. E* **64**, 047601 (2001).
- [43] A. Arie and N. Voloch, Periodic, quasi-periodic, and random quadratic nonlinear photonic crystals, *Laser & Photonics Rev.* **4**, 355 (2010).
- [44] J. Thomas, V. Hilbert, R. Geiss, T. Pertsch, A. Tünnermann, and S. Nolte, Quasi phase matching in femtosecond pulse volume structured x-cut lithium niobate, *Laser & Photonics Rev.* **7**, L17 (2013).
- [45] X. Hu, P. Xu, and S. Zhu, Engineered quasi-phase-matching for laser techniques, *Photonics Res.* **1**, 171 (2013).
- [46] A. Karnieli and A. Arie, Frequency domain stern-gerlach effect for photonic qubits and qutrits, *Optica* **5**, 1297 (2018).
- [47] A. Karnieli, S. Trajtenberg-Mills, G. Di Domenico, and A. Arie, Experimental observation of the geometric phase in nonlinear frequency conversion, *Optica* **6**, 1401 (2019).
- [48] J. Lin, N. Yao, Z. Hao, J. Zhang, W. Mao, M. Wang, W. Chu, R. Wu, Z. Fang, L. Qiao, W. Fang, F. Bo, Y. Cheng, Broadband quasi-phase-matched harmonic generation in an on-chip monocrystalline lithium niobate microdisk resonator, *Phys. Rev. Lett.* **122**, 173903 (2019).
- [49] H. Li and B. Ma, Research development on fabrication and optical properties of nonlinear photonic crystals, *Front. Optoelectron.* **13**, 35 (2020).
- [50] N. V. Bloch, K. Shemer, A. Shapira, R. Shiloh, I. Juwiler, and A. Arie, Twisting light by nonlinear photonic crystals, *Phys. Rev. Lett.* **108**, 233902 (2012).
- [51] A. Shapira, R. Shiloh, I. Juwiler, and A. Arie, Two-dimensional nonlinear beam shaping, *Opt. Lett.* **37**, 2136 (2012).
- [52] A. Shapira, I. Juwiler, and A. Arie, Tunable nonlinear beam shaping by non-collinear interactions, *Laser & Photonics Rev.* **7**, L25 (2013).
- [53] S. Trajtenberg-Mills, I. Juwiler, and A. Arie, On-axis shaping of second-harmonic beams, *Laser & Photonics Rev.* **9**, L40-L44 (2015).
- [54] Z. Xu, Z. Lin, Z. Ye, Y. Chen, X. Hu, Y. Wu, Y. Zhang, P. Chen, W. Hu, Y. Lu, M. Xiao, and S. Zhu, Control the orbital angular momentum in third-harmonic generation using quasi-phase matching, *Opt. Express* **26**, 17563 (2018).
- [55] D. Wei, C. Wang, X. Xu, H. Wang, Y. Hu, P. Chen, J. Li, Y. Zhu, C. Xin, X. Hu, Y. Zhang, D. Wu, J. Chu, S. Zhu, and M. Xiao, Efficient nonlinear beam shaping in three-dimensional lithium niobate nonlinear photonic crystals, *Nat. communications* **10**, 4193 (2019).
- [56] J. Imbrock, L. Wesemann, S. Kroesen, M. Ayoub, and C. Denz, Waveguide-integrated three-dimensional quasi-phase-matching structures, *Optica* **7**, 28 (2020).
- [57] P. Chen, C. Wang, D. Wei, Y. Hu, X. Xu, J. Li, D. Wu, J. Ma, S. Ji, L. Zhang, L. Xu, T. Wang, C. Xu, J. Chu, S. Zhu, M. Xiao, and Y. Zhang, Quasi-phase-matching division multiplexing holography in a three-dimensional nonlinear photonic crystal, *Light. Sci. & Appl.* **10**, 146 (2021).
- [58] F. Zhao, X. Xu, H. He, L. Zhang, Y. Zhou, Z. Chen, B. A. Malomed, and Y. Li, Vortex solitons in quasi-phase-matched photonic crystals, *Phys. Rev. Lett.* **130**, 157203 (2023).
- [59] N. K. Efremidis, S. Sears, D. N. Christodoulides, J. W. Fleischer, and M. Segev, Discrete solitons in photorefractive

- optically induced photonic lattices, *Phys. Rev. E* **66**, 046602 (2002).
- [60] J. W. Fleischer, G. Bartal, O. Cohen, O. Manela, M. Segev, J. Hudock, and D. N. Christodoulides, Observation of vortex-ring discrete solitons in 2D photonic lattices, *Phys. Rev. Lett.* **92**, 123904 (2004).
- [61] D. N. Neshev, T. J. Alexander, E. A. Ostrovskaya, Y. S. Kivshar, H. Martin, I. Makasyuk, and Z. Chen, Observation of discrete vortex solitons in optically induced photonic lattices, *Phys. Rev. Lett.* **92**, 123903 (2004).
- [62] B. Terhalle, T. Richter, A. S. Desyatnikov, D. N. Neshev, W. Krolikowski, F. Kaiser, C. Denz, and Y. S. Kivshar, Observation of multivortex solitons in photonic lattices, *Phys. Rev. Lett.* **101**, 013903 (2008).
- [63] H. Suchowski, G. Porat, and A. Arie, Adiabatic processes in frequency conversion, *Laser & Photonics Rev.* **8**, 333 (2014).
- [64] A. Karnieli and A. Arie, Fully controllable adiabatic geometric phase in nonlinear optics, *Opt. Express* **26**, 4920 (2018).
- [65] A. Karnieli, Y. Li, and A. Arie, The geometric phase in nonlinear frequency conversion, *Front. Phys.* **17**, 12301 (2022).
- [66] Y. Li, O. Yesharim, I. Hurvitz, A. Karnieli, S. Fu, G. Porat, and A. Arie, Adiabatic geometric phase in fully nonlinear three-wave mixing, *Phys. Rev. A* **101**, 033807 (2020).
- [67] F. Zhao, J. Lü, H. He, Y. Zhou, S. Fu, and Y. Li, Geometric phase with full-wedge and half-wedge rotation in nonlinear frequency conversion, *Opt. Express* **29**, 21820 (2021).
- [68] G. Luther, M. Alber, J. Marsden, and J. Robbins, Geometric analysis of optical frequency conversion and its control in quadratic nonlinear media, *JOSA B* **17**, 932 (2000).
- [69] G. Porat and A. Arie, Efficient, broadband, and robust frequency conversion by fully nonlinear adiabatic three-wave mixing, *JOSA B* **30**, 1342 (2013).
- [70] C. Phillips, C. Langrock, D. Chang, Y. W. Lin, L. Gallmann, and M. M. Fejer, Apodization of chirped quasi-phases-matching devices, *JOSA B* **30**, 1551 (2013).
- [71] S. Keren-Zur and T. Ellenbogen, A new dimension for nonlinear photonic crystals, *Nat. Photonics* **12**, 575 (2018).
- [72] A. Arie, Storing and retrieving multiple images in 3d nonlinear photonic crystals, *Light. Science & Applications* **10** (2021).
- [73] V. G. Dmitriev, G. G. Gurzadyan, and D. N. Nikogosyan, Nonlinear Optical Properties of Crystals, in *Handbook of Nonlinear Optical Crystals*, Vol. 64 (Springer Berlin Heidelberg, Berlin, Heidelberg, 1991), pp. 53-127.
- [74] R. Ganeev, I. Kulagin, A. Rysanyanskii, R. Tugushev and T. Usmanov, The nonlinear refractive indices and nonlinear third-order susceptibilities of quadratic crystals, *Opt. Spectrosc.* **94**, 561-68 (2003).
- [75] D. H. Titterton and J. A. Terry, Study of laser-induced damage in PPLN, in *Laser-Induced Damage in Optical Materials: 2001*, vol. 4679 (SPIE, 2002), pp. 312-320.
- [76] D. H. Titterton, J. A. Terry, D. H. Thorne, I. R. Jones and D. Legge, Observation of damage in PPLN, in *Growth, Fabrication, Devices, and Applications of Laser and Nonlinear Materials*, vol. 4268 (SPIE, 2001), pp. 5-13.