

Affective Visual Dialog: A Large-Scale Benchmark for Emotional Reasoning Based on Visually Grounded Conversations

Kilichbek Haydarov¹ Xiaoqian Shen¹ Avinash Madasu¹ Mahmoud Salem¹
 Jia Li² Gamaleldin Elsayed³ Mohamed Elhoseiny¹
 King Abdullah University of Science and Technology (KAUST)¹
 Stanford University, Health Unity² Google DeepMind³

{kilichbek.haydarov, xiaoqian.shen, avinash.madasu, mahmoud.salem}@kaust.edu.sa
 jia@healthunity.org, gamaleldin.elsayed@google.com, mohamed.elhoseiny@kaust.edu.sa

Abstract

We introduce *Affective Visual Dialog*, an emotion explanation and reasoning task as a testbed for research on understanding the formation of emotions in visually grounded conversations. The task involves three skills: (1) *Dialog-based Question Answering* (2) *Dialog-based Emotion Prediction* and (3) *Affective emotion explanation generation based on the dialog*. Our key contribution is the collection of a large-scale dataset, dubbed *AffectVisDial*, consisting of 50K 10-turn visually grounded dialogs as well as concluding emotion attributions and dialog-informed textual emotion explanations, resulting in a total of 27,180 working hours. We explain our design decisions in collecting the dataset and introduce the questioner and answerer tasks that are associated with the participants in the conversation. We train and demonstrate solid *Affective Visual Dialog* baselines adapted from state-of-the-art models. Remarkably, the responses generated by our models show promising emotional reasoning abilities in response to visually grounded conversations. Our project page is available through <https://affective-visual-dialog.github.io>.

1. Introduction

Emotions play a vital role in shaping human experiences, impacting our perception, attention, memory, and decision-making [27, 59]. Sensory information is one major factor that modulates human emotions, with visual art being a significant influencer of human emotions for centuries. As AI systems become increasingly ubiquitous, it is becoming essential to consider the emotional aspects of human nature to develop systems that can flexibly respond in a natural way based on perceived emotions, ultimately increasing the social acceptance of AI and better supporting humans. Stuart



Figure 1: **AffectVisDial** captures constructed emotion attributions and explanations from both the Questioner (without image access) and Answerer (with image access) after 10 turns of questions and answers starting from two opposing opinions. The Questioner is then shown the image and given the opportunity to change their initial emotional response, with a corresponding textual explanation.

Russel [47] critiqued the normative AI development model warning of potential catastrophes due to its frequent disregard of compatibility with human values and goals. In this work, our focus is to take a step towards developing AI systems compatible with our emotional being. To develop these emotion-aware AI systems, there is an eminent need for public affective datasets that capture different sensory modalities that give rise to human emotions.

In recent years, there has been growing attention to understanding the impact of visual information on the affective experience of viewers and explanation in language [5, 37, 36, 4]. While existing research has predominantly centered on investigating the direct influence of visual stimuli on emotions expressed via language, a notable void exists in the comprehensive examination of the impact of visually grounded language on affective responses.

Our research aims to bridge this gap by investigating the formation of emotions in visually grounded conversations and elucidating the way in which such emotions are conveyed and explained through language. We believe that analyzing the interplay between visual cues and spoken language in conversational settings can provide unique insights into how emotions are expressed, perceived, and understood during interactive human communication. This type of data can be valuable for training models using Human Feedback (e.g., Reinforcement Learning with Human Feedback), as it provides rich interactions that can guide the model’s responses and emotional understanding through iterative learning from human interactions. Additionally, incorporating such data into the training process has the potential to enhance the emotion awareness of current models, enabling them to better comprehend based on language conversations.

Why dialog setup? The question-answer-based dialog setup was chosen over providing text descriptions about visual stimuli because this setup offers unique advantages that enable a more dynamic and interactive exploration of the visual content. This allows the questioner to obtain specific information, seek clarification, and delve deeper into particular aspects of the content, leading to a more comprehensive understanding of the visual stimulus.

We begin this effort by building a large-scale dataset that captures language and vision modalities and their influence on human emotions. Specifically, we are interested in language in the form of a dialog about a visual signal that guides human emotion. The dialogues capture live conversations between two people and their constructed emotions in response to visual stimuli. Such dataset can help us to develop a better understanding of how language (and vision) information is associated with emotion and can help us build better models and evaluate them. To that end, we design a novel task to establish a dialogue between two human participants (a *Questioner* and an *Answerer*) to reach

an emotional judgment. Our task enables models to produce emotions and explanations to them from two perspective: (1) Questioner relying only on language in the form of visually grounded conversation, (2) Answerer relying on vision and language modalities. Our dataset offers an opportunity to investigate the shift in affective experience in response to direct/indirect (e.g. image is not visible) access to visual stimuli. We can explore how emotions are constructed based the conversation about the hidden image and how they may change once the image is revealed. The answers provided by the answerer in the visually grounded conversations were found to be highly informative, offering sufficient context about the hidden image. Interestingly, in approximately 23% of cases, even after the image was revealed to the questioner, their initial emotional response remained unchanged. Furthermore, our dataset enables us to examine the impact of continued exposure to visual stimuli on the Answerer’s emotional state during the conversation. For example, Fig. 1 shows a shift in the questioner’s emotion response from “*fear*” to “*contentment*” once they saw the hidden visual stimuli.

We also introduce a benchmark on top of **AffectVisDial** with standard splits and baseline models for the *Affective Visual Dialog Task*: evaluating (1) Question Answering ability and (2) Emotion Classification and Explanation for the Questioner and Answerer. In addition, we explore the emotion awareness ability of the foundation model. Although *gpt-4* [2] has demonstrated remarkable proficiency in zero-shot question-answering tasks, experimental results reveal its difficulty in comprehending emotional cues through dialogue at a human level. This underscores the necessity of our proposed dataset for advancing applications such as training emotion-aware AI systems and comprehending conceptual human expressions like art.

In summary, we make the following contributions:

- We collected a large-scale dialog dataset (**AffectVisDial**) that captures the conversation of two participants and their emotional reactions, containing **50,000** unique dialogs with emotion judgments and their explanations.
- We design a novel task of Affective Visual Dialog covering three subtasks: 1) Dialog-based question answering, 2) Dialog-based emotion classification, (3) and affective explanation where the system should be able to produce emotion and explanation in language.
- We introduce several baselines and measure their ability to predict emotions based on language and/or vision, and most importantly explain *why*.
- Our findings show that emotion can be influenced by the different responses within the dialogue, demonstrating the importance of capturing the conversation

context based on visuals for emotion prediction. We conclude by illustrating in the discussion how the introduced models could potentially guide conversations according to a desired emotion, and edit the visual stimuli based on the stipulated emotional reasoning.

2. Related Work

Vision-Language datasets. Several notable datasets (e.g. [31, 7, 50, 57]) have been curated to explore the link between visual and linguistic information, facilitating the investigation of tasks such as image captioning, visual question answering (VQA), and visual dialog. Prominent among these datasets is the MSCOCO dataset [31], which contains a vast collection of images, each paired with human-generated captions, enabling the training and evaluation of image captioning models. Another significant dataset is VQA [7], where questions related to images are accompanied by human-generated answers, fostering research on bridging vision and language understanding.

Visual Dialog datasets (e.g., VisDial [15] and Guess-What?! [16]) focus on generating natural language responses to questions about images, given an image, dialog history consisting of a sequence of question-answer pairs, and a follow-up question. Compared to other vision and language tasks, this task is more challenging and requires visual understanding, reasoning, and text comprehension from ML systems. For diagnostic purposes, synthetic dialog datasets [49, 26, 3] were introduced to analyze models in the visual coreference resolution [46, 25] and multi-round visual reasoning tasks [26]. GuessWhat?! [16] is a game-like dataset in which one player selects an object in an image and the other player asks questions to guess the object’s identity. Image Chat [51] was introduced for the purpose of making conversational agents more engaging by assigning different personality roles to them. Unlike existing works, our AffectVisDial dataset focuses on the construction of emotion and the explanation of the affective state of agents based on visually grounded conversations.

Emotion Datasets. Numerous efforts have been made to collect datasets and analyze human emotions across different modalities, encompassing facial expression [38], body gestures [32, 23, 45, 21], text [53, 17, 10], music [8, 20, 24, 14] and visual art [5, 37]. However, most of them were limited in size or concerned with single modalities. Although some recent studies have explored the link between emotion attributes, language, and visual stimuli [5, 4, 36], they often lack explanatory language based on linguistic cues from conversations surrounding hidden visual stimuli. While there are dialog datasets that address human emotions [30, 12], they lack grounding in visual signals, which sets our work apart. Our dataset aims to bridge this gap and is, to the best of our knowledge, the first to focus on capturing emotional responses and affective expressions through

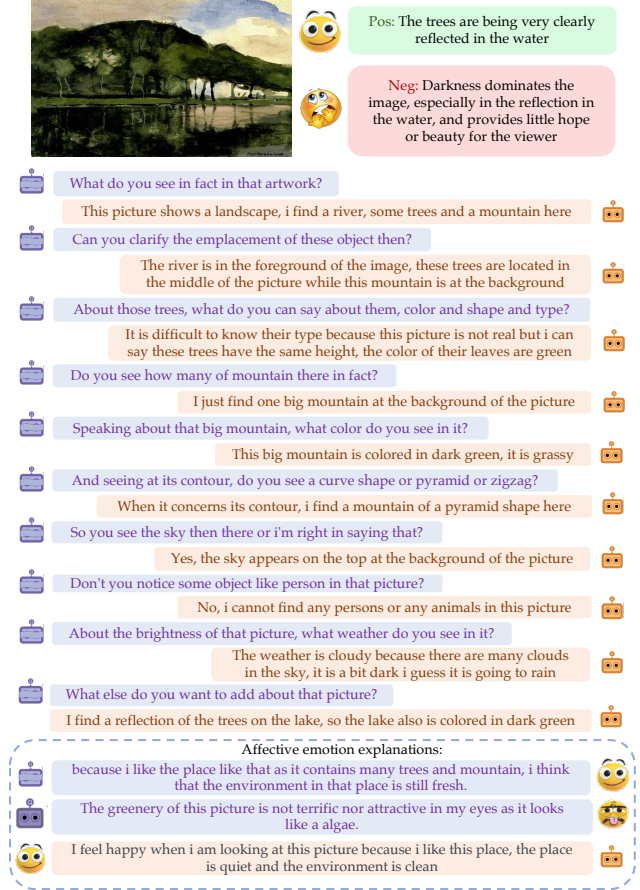


Figure 2: An example from AffectVisDial dataset.

dialogues centered around visual stimuli.

3. AffectVisDial Dataset and Analysis

Dataset Collection. We employed a live communication protocol, where two agents engage in a dialogue. The first agent (Questioner), asks questions related to a hidden image, which is intentionally kept hidden to mitigate any visual priming biases in which models operate under the assumption that the questioner will inquire about the objects depicted in the image [6, 22]. The objective of the Questioner is to explore the hidden image. On the other hand, the second agent (Answerer) observes the image and provides answers to the questions posed by the Questioner. The unique setup in our user interface design is that to initiate the conversation, we reveal two opposing opinions (a negative and a positive caption) from the combined ArtEmis v1 and v2 datasets [5, 37] associated with the artwork. Our intuition of triggering the dialog with the two opposite opinions is to counter the biases of the Questioner when starting the task and encourage more open-mindedness towards the emotion triggered by the hidden visual signal (i.e., open

possibility that the hidden visuals may be perceived subjectively positively or negatively). After 10 question-answer pair exchanges, the Questioner is asked to provide an emotion class response and explanation for what informed the Questioner’s decision based on the dialog. Then, the hidden image is revealed to the Questioner, and both agents are required to indicate their emotional responses in the presence of visual cues and conversation. This final question after revealing the image allows explorations regarding the emotion arising from only dialog vs. those that are also informed by visual stimuli. For the live chat framework, we use Mephisto tool [54] with our customized front-end interfaces. Fig. 2 shows an example of collected dialog; more examples and interfaces are attached in the supplementary.

Visual Stimuli. We use visual artworks from WikiArt [13] to ground conversations between two agents. The diversity of artworks in terms of time periods, art genres (landscape, portrait, still life, etc.), and styles (abstract, baroque, cubism, impressionism, etc.) naturally allows for engaging and distinct conversations. We decided to use visual art as the basis of our dataset for three primary reasons. First, artworks are often created with the intention of eliciting emotional responses in viewers, making them a natural choice for studying the relationship between visual stimuli and emotions. Second, most existing datasets that feature individual emotion attributions and explanations are centered around art (e.g. [5, 37, 36]). Thirdly, the subjective interpretation of visual stimuli from the Answerer’s perception adds an element of diversity to the emotional reactions captured in our dataset. However, it is worth noting that our data collection protocol can be applied to any type of visual stimuli, which constructs emotion experience. For instance, dialogs with real images can be found in the supplementary.

Emotion Set: We adopted the methodology used in prior works (e.g. [56, 55, 35, 5, 37, 36]) and utilized the same set of eight Ekman emotion categories: the four negative emotions (anger, disgust, fear, sadness) are considered universal and basic, as initially proposed by Ekman [19], the four positive emotions (amusement, awe, contentment, excitement) are more nuanced variations of happiness [18].

Data Inclusion and Exclusion are crucial steps in building any dataset of high quality. In our data inclusion process, we only consider the dialogs that meet our criteria of quality and relevance. Specifically, we include only those dialogs that contain the full 10 turns, where both Questioner and Answerer provide their emotional explanations about the hidden image. Out of **107,912** dialogs, 17,435 dialogues that had less than 10 turns were deemed “incomplete” and were excluded from the dataset. We also exclude those dialogs that contain any inappropriate or irrelevant content that does not follow the given instructions such as avoiding offensive messages, chitchatting, etc. The remaining 90,477 complete dialogs were manually inspected, and

Datasets	CLEVR Dialog [26]	MNIST Dialog [49]	VisDial [15]	AffectVisDial (Ours)
Type (real-R, synthetic-S)	S	S	R	R
# Images	85K	50K	123K	50K
# Dialogs	425K	150K	123K	50K
# Questions	4.25M	1.5M	1.2M	500K
# Unique Q	73K	335	380K	193K
# Unique A	29	38	340K	324K
Vocab. Size	125	54	7K	21k
Mean Q Len	10.6	8.9	5.1	10.92
Mean A Len	1	1	2.9	14.85
Mean Q Explanation Len	NA	NA	NA	27.29
Mean A Explanation Len	NA	NA	NA	28.95
Emotion labels	NA	NA	NA	50K × 2
Emotion Explanations	NA	NA	NA	50K × 2

Table 1: Comparison with existing visual dialog datasets.

Dataset	Type	Nouns	Pronouns	Adjectives	Adpositions	Verbs
VisDial [15]	Q	1.4	0.6	0.3	0.3	1.4
AffectVisDial (Ours)	Q	2.6	1.0	0.5	1.4	2.1
VisDial [15]	A	0.9	0.2	0.3	0.2	0.5
AffectVisDial (Ours)	A	3.6	1.0	1.1	1.9	2.7
AffectVisDial (Ours)	Positive Q	2.6	1.1	0.5	1.4	2.0
	Negative Q	2.6	0.9	0.5	1.4	2.0
	Positive A	3.5	0.9	1.1	1.8	2.6
	Negative A	3.4	1.0	1.1	1.8	2.6
	Qers’ Exp w/o image	5.9	2.6	2.3	3.3	5.8
	Qers’ Exp w/ image	3.9	2.0	1.61	2.4	4.0
	Aers’ Exp	6.3	2.8	2.6	3.4	6.1

Table 2: Language richness reported as the average Part-of-Speech units per individual Questions (Q), Answers (A), and Explanations (Exp) from Questioners (Qers) and Answers (Aers).

40,477 were excluded for noncompliance with said guidelines. To facilitate a more productive dialogue that delves deeper into the exploration of the hidden image, we required Questioners to avoid redundant questions that can be easily answered by referring to the given opinions. By carefully selecting and filtering the data, we aim to ensure the quality and usefulness of the **AffectVisDial** dataset.

3.1. Dataset Analysis

In this section, we analyze our AffectVisDial dataset and compare it to existing visual dialog datasets. In total, our **AffectVisDial** dataset contains **50,000** dialogs (10 QA pairs) on 50K unique artworks, resulting in 500,000 QA pairs in total.

Comparison to similar datasets. Tab. 1 compares our dataset to existing visual dialog datasets. CLEVR [26], MNIST [49] contain more dialogs. However, they are generated synthetically for the purpose of diagnosis of the Visual Dialog models and do not capture the real natural conversation. Compared to VisDial [15], our dataset contains emotion labels and corresponding explanations for 50k dialogs, while VisDial does not. Additionally, our dataset features longer questions and answers, with a vocabulary size three times larger than VisDial at 21k. The mean question and answer lengths in AffectVisDial are 10.92 and 14.85, respectively, compared to 5.1 and 2.9 in VisDial.

Linguistic analysis. Tab. 2 presents the Part-of-Speech (PoS) analysis for questions and answers in AffectVis-

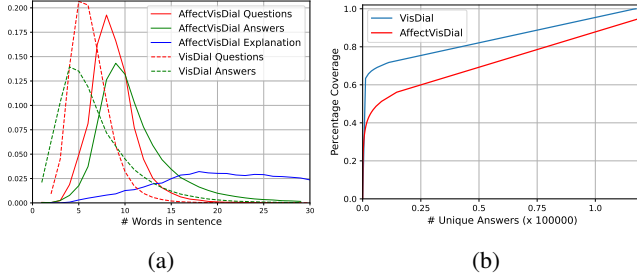


Figure 3: a) Distribution of lengths for questions, answers, and explanations b) percent coverage of overall answers from the training dataset covered top frequent unique answers, compared to VisDial. Based on the coverage, AffectVisDial’s answers are more diverse (i.e., less percentage of our AffectVisDial is covered by the same set of unique answers).

Dial and VisDial. Compared to VisDial, AffectVisDial has a higher frequency of PoS tags in questions and answers, suggesting that the answers are more detailed and descriptive of the image attributes and activities. Emotional explanations in AffectVisDial have higher PoS tags than questions and answers. This is expected since the agents should be expressive in their explanations in order to convey what constructed their emotion from the dialog. We also break down the results for dialogs concluded with a positive emotion (i.e., amusement, awe, excitement, contentment) *vs* negative emotion (i.e., sad, anger, disgust, fear). We found that there are not many statistical differences between questions from dialogs with positive conclusions and questions from dialogues with negative conclusions.

Analyzing Questions. Fig. 3a shows the distribution of the lengths of questions for AffectVisDial and VisDial (see the solid red lines). The plot indicates that questions and answers of AffectVisDial are significantly longer. Fig. 4 (a) shows Sunbursts visualization of the distribution of questions based on the first four words in the dataset. *Binary Questions vs Binary Answers:* It is interesting to see that the top 10 answers are binary answers with details, e.g., “No there are no trees or plants in the image” or “Yes there is a man in the image.” This is a consequence of the questioner not being able to see the image. Thus, they are asking contextually relevant questions like “Do you see any trees or plants in the image?” in an attempt to explore the scene. Das et al. [15] observed that the VQA dataset contains binary questions that can be answered by simply “yes”/“no”/“maybe”. Regarding answers which contain “yes”/“no” as binary answers, they reported that only 46.96% of all “yes”/“no” responses were binary answers containing “yes” in VisDial. However, in VQA there was a bias towards “yes”, with 61.40% of binary responses being “yes”. In our dataset, there is a balance between binary questions containing “yes” and “no”, 50.32% and 49.68%,

respectively. The percentage of “yes”/“no” questions with respect to the total number of answers from the training set is 52.7% for VisDial and for 25.5% for AffectVisDial (> 50% reduction).

Analyzing Answers. Answers in AffectVisDial are much longer and more informative - average length 14.85 words; see Tab. 1 and the solid green and dashed green plots in Fig. 3a. The top-1000 frequent answers in VisDial [15] cover 63% of all answers, while for AffectVisDial they cover only 38%. Since the number of dialogs in VisDial is higher than AffectVisDial, we sampled a subset of dialogs of the same size as our whole dataset size and computed the percentage coverage of answers on this subset from VisDial. Fig. 3b shows the percent coverage of unique answers overall answers in the training set. Fig. 4 (b) visualize answer distribution based on the starting few words. A large portion of answers are descriptive to convey the existence of objects in the image (e.g., “there are/is” or “there seems like”), and many answers start with “there are” or “is” since questioners are querying whether things are in the image.

Analyzing emotion explanations. We report three types of analysis for explanations: explanations of the Questioner (1) before and (2) after the image observation, and Answerer explanations. Tab. 1 shows that on average explanations have lengths 27.29 and 28.95 for Questioner and Answerer, respectively. Tab. 2 shows that the average number of PoS from explanations before observing images is larger than those after observing the image. Answerer explanation contains slightly more pronouns, so we speculate that they can easily refer to visual cues since they can see the hidden image.

Emotion Distribution. We report emotion distribution before observing the image in Fig. 4 (d) with the top words associated with each emotion. It is obvious that the most dominant emotion is “contentment”. Fig. 5 (top) shows the percentage of Questioner, who changed their emotion choice after observing the hidden image. On average, 23.22% of the time, annotators changed their minds after looking at the hidden image. In general, dialog information is informative enough for the Questioner to conclude their final emotional responses. The emotion category that was influenced the most by the emotion change is “something else”, where the Questioner may not have to find enough linguistic details associated with images. Fig. 5 (bottom) shows the distribution of emotions before observing the image across continents. “contentment” is the most dominant emotion across annotators from all continents. Interestingly, we can observe that there are some similarities in the emotion distribution between North America and Europe: the emotion labels like “contentment”, “excitement”, and “fear” are almost identical between these groups.

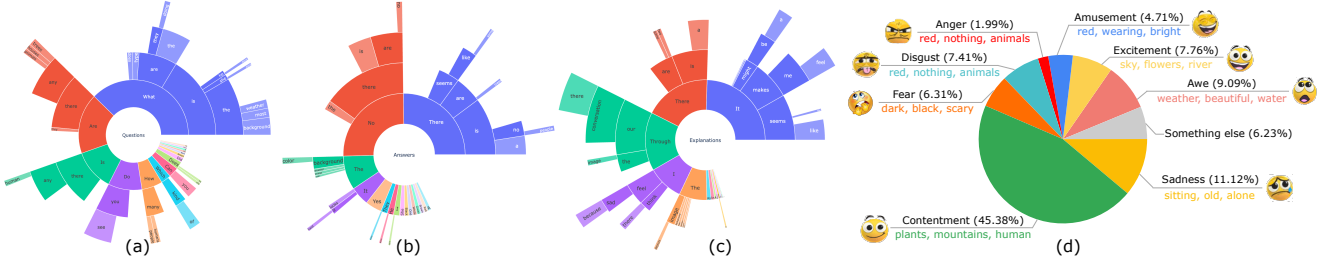


Figure 4: Distribution of first n-grams for **AffectVisDial** (a) questions, (b) answers, (c) explanations. Word ordering starts towards the center and radiates outwards, and arc length is proportional to the number of sentences containing the word. (d) Questioner’s emotion distribution pie chart before observing the hidden image, along with the most affective words for each specific emotion from the dialogue.

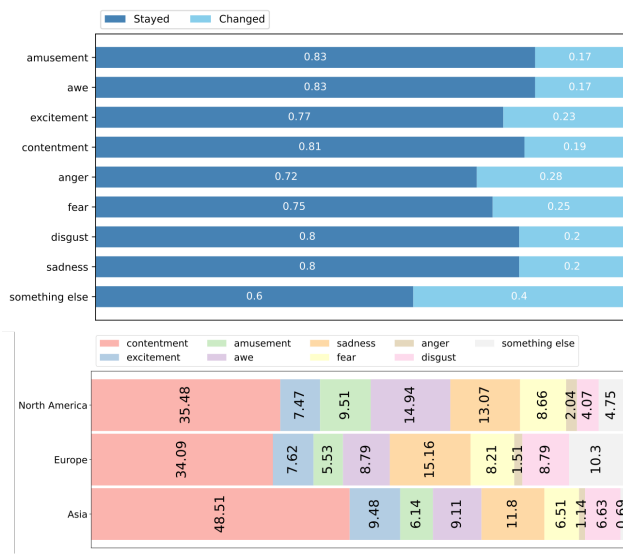


Figure 5: **Top:** percentage of change of emotion before/after the Questioner observes the image in the dataset. **Bottom:** emotion distribution across continents.

4. Task and Neural Baselines

The Affective Visual Dialog task involves two subtasks, dialog-based question answering 4.1 and dialog-based emotion classification and affective explanation generation 4.2.

Notations: To begin with, we first elaborate on several notations. Specifically, I represents an image, and two emotion labels (in the form of positive-negative pairs), denoted as E , and associated opinions as C . Moreover, a dialog D containing 10 pairs of questions and answers about the image can be represented as $D = \{(Q_1, A_1), \dots, (Q_{10}, A_{10})\}$. At any given round t , a context H_t is defined as the combination of the image, emotion labels, captions, and the dialog history up to that point, which can be represented as $H_t = \{I, C, (Q_1, A_1), \dots, (Q_{t-1}, A_{t-1})\}$.

4.1. Dialog-based Question Answering Subtask

In this subtask, neural systems’ aim is to generate an answer A_t for a given question Q_t and context H_t at round t , similar to [15]. Two approaches can be used: generative [41, 11, 40] and discriminative [11, 39, 41]. Generative models generate an answer, while discriminative models rank pre-defined candidate answers.

Neural Baselines: We explore several neural models for this task. Firstly, we utilize the simple Nearest Neighbors approach, as introduced in Das et al. [15]. We experiment with two variants: NN-Q, which finds k similar questions based on GloVe [43] embeddings and takes the average similarity scores between candidates and k answers for ranking options; and NN-QI, which extracts K similar questions and then selects a subset of k questions based on image similarity features from VGG-16 [52]. Additionally, we evaluate two state-of-the-art models: VisDial-BERT [39], which adopts ViLBERT [34] pretrained on Conceptual Captions [50] and VQA [7] and is fine-tuned on Visual Dialog [15] tasks; and LTMI [41], a SOTA model that can be used as both a generative and discriminative model.

4.2. Affective Explanation Generation Subtask

In this subtask, we investigate the ability of neural models to generate emotion explanations given D and, optionally I . Additionally, we incorporate E and C to provide a comprehensive context for the generation process. To simultaneously generate the emotion class and its corresponding explanation for both the questioner and answerer, we experiment with different generative language models. To make the explanation more faithful to the identified emotion, we design a prompt “*I feel **EMOTION** because **EXPLANATION***” and train the models with this prompt. Generating emotion and explanation together helps the model understand the reasoning behind the emotion and produces more accurate predictions.

Neural Baselines: We consider two generative text models (BART [28], T5-large [44]) and a recently introduced

multi-modal model NLX-GPT [48] for emotion and explanation generation for both Questioner and Answerer. Since the Answerer has always access to the image I , we include I in the form of text from pretrained BLIP [29] model for text models T-5 and BART. For the Questioner, we experiment with two variants: the model (1) w/o and (2) w/ access to the image I . For (2), we also include I in the input similar to the Answerer case and predict the emotion and explanation of the Questioner after observing the image. We fine-tune the NLX-GPT model [48] for generating emotional explanations, which can accept both visual and language inputs and produce answers and explanations. We train the model from the perspectives of both the Questioner and the Answerer using the same input as the previously mentioned language models. The image I is passed through the model’s image encoder before being fed to the decoder for final emotion and explanation generation (see the supplementary for implementation details).

4.3. Dialog-based Emotion Prediction Task

We propose a dialog-based classification task that aims to predict the emotion label based on a visually grounded conversation, which can be formulated as a standard document classification problem with 9 emotion categories. To address this task, we utilize a pre-trained RoBERTa [33] model and fine-tune it on our dataset.

5. Experimental Results

Evaluation Metrics. For the Dialog-based Question Answering task, we use standard retrieval-based metrics introduced in [15]: mean rank (MR), mean reciprocal rank (MRR), and recall $R@k$ ($k = 1, 5, 10$) based on 100 candidate answers. Candidates include a ground truth answer, 50 possible answers, 30 popular answers, and 19 random answers. To evaluate explanation generation quality and linguistic similarity to human explanations, we use popular machine-based captioning metrics: BLEU [42], BERT-score [60], and BART-score [58]. We evaluate predicted emotion categories using a weighted F1-score due to data imbalance over the 9 emotion classes.

Dialog-based Classification. After fine-tuning our RoBERTa-based classifier, we observe that it achieves 62.2% accuracy. Note that since emotions are subjective in nature, their prediction might be a challenging task.

Model	R@1(↑)	R@5(↑)	R@10(↑)	MRR(↓)	MR(↓)
NN-Q	0.11	0.26	0.38	0.65	32.01
NN-QI	0.07	0.16	0.31	0.71	36.32
LTMI-G [41]	0.18	0.25	0.55	0.36	24.47
LTMI-D [41]	0.25	0.39	0.84	0.58	5.62
VisDial-BERT [39]	0.23	0.35	0.79	0.47	6.10

Table 3: Results on dialog-based question answering task.

Model	I	E	C	D	BLEU(↑)	BERT(↑)	BART(↓)	Emo-F1(↑)
NLX-GPT [48]	×	✓	✓	×	0.09	0.65	-6.67	29.55
NLX-GPT [48]	×	×	✓	✓	0.23	0.86	-5.05	46.17
NLX-GPT [48]	✓	✓	✓	×	0.11	0.70	-5.72	35.50
NLX-GPT [48]	✓	✓	✓	✓	0.27	0.88	-4.92	43.61
BART-Large [28]	×	✓	✓	×	0.02	0.02	-5.71	2.10
BART-Large [28]	×	×	✓	✓	0.26	0.88	-4.25	47.49
BART-Large [28]	×	✓	✓	✓	0.27	0.88	-4.26	51.62
BART-Large [28]	✓	✓	✓	×	0.04	0.85	-5.38	38.11
BART-Large [28]	✓	×	✓	✓	0.27	0.88	-4.18	45.52
BART-Large [28]	✓	✓	✓	✓	0.28	0.89	-4.18	50.43
T5-Large [44]	×	✓	✓	×	0.05	0.05	-5.98	15.20
T5-Large [44]	×	×	✓	✓	0.25	0.88	-4.54	40.48
T5-Large [44]	×	✓	✓	✓	0.26	0.87	-4.4	46.34
T5-Large [44]	✓	✓	✓	×	0.04	0.85	-5.38	38.11
T5-Large [44]	✓	×	✓	✓	0.28	0.88	-4.35	41.91
T5-Large [44]	✓	✓	✓	✓	0.28	0.89	-4.34	42.95

Table 4: Results on emotion and explanation generation setup for Questioner. I, E, C, D represents the image, 2 opposed emotion labels, associated opinions, and the dialog defined in Sec. 4.

Dialog-based Question Answering. Tab. 3 shows the results of the dialog-based question-answering subtask, where LTMI-D achieves the highest scores among all baselines in terms of retrieval metrics. Naive neighboring approaches perform poorly, possibly due to the large number of unique answers compared to questions. Discriminative methods such as VisDial-BERT and LTMI-D outperform the generative LTMI-G on average by 0.06, 0.12, and 0.27 in $R@1$, $R@5$, and $R@10$ metrics, respectively. The results suggest that the task is challenging in its open form, and generative models may not be as effective as discriminative models.

Questioner Explanation Generation. Table 4 presents the results for the explanation generation subtask. It is evident that models relying solely on opinions (C) and emotion representations (E) as input exhibit significantly poorer performance across all metrics compared to other baselines. For instance, the BART model without dialogue (D) underperforms its counterpart with dialogue by 0.24 BLEU scores, indicating the insufficiency of relying solely on two input opinions. Incorporating textual descriptions of images (I) for text-based models leads to noteworthy improvements, as they provide valuable information about the visual input. Notably, the T5 model demonstrates considerable enhancements in metrics such as BLEU, BERT, and BART when exposed to image textual descriptions during training and testing. Intriguingly, when dialogues (D) are introduced as an additional input for these models, their performance significantly improves across all metrics. For instance, T5-Large and NLX-GPT which incorporate D outperform those that do not take D as input by 0.24 and 0.18 BLEU scores, respectively, further underscoring the critical role of dialogue in guiding the model’s emotion-related tasks. The results for Answerer are available in the supplementary.

Human Studies. To validate our model’s effectiveness, we

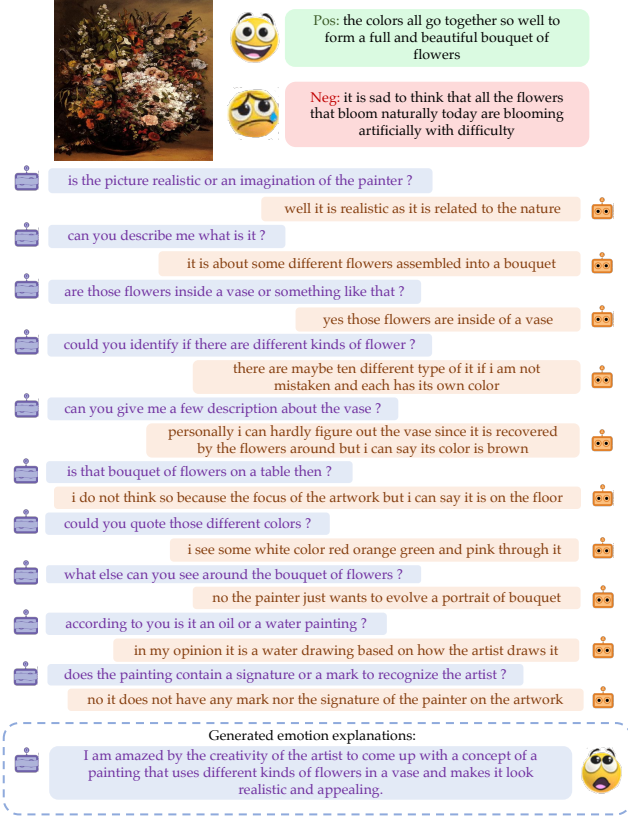


Figure 6: Generated Questioner’s Explanation from our T5-Large baseline.

conducted studies on Amazon Mechanical Turk. We asked participants to evaluate the reasonableness of our dialog-based QA task and conducted a Turing test for emotion explanation generation. Results indicate that over 90% of produced answers were considered *reasonable* and 55% of explanations were considered *human-like*, demonstrating the effectiveness of our approach in capturing emotional reasoning in visually grounded conversations (Details in supplementary).

Fig. 6 shows the generated emotion and corresponding explanation from the Questioner. The output closely resembles human explanations (more examples are in the supplementary).

Emotion Guided Answer Generation. In this study, we investigate the influence of dialogue answers on resulting emotions. To achieve this, we manipulate the answers to elicit specific emotional reactions. For each question in a dialogue, we select the answer candidate from similar questions that maximizes the probability of the target emotion, as determined by our pretrained RoBERTa-based emotion classifier [33]. The initial two or three turns of the dialogue remain unchanged, while subsequent answers are replaced by the selected candidate answers. Fig. 8 shows how grad-

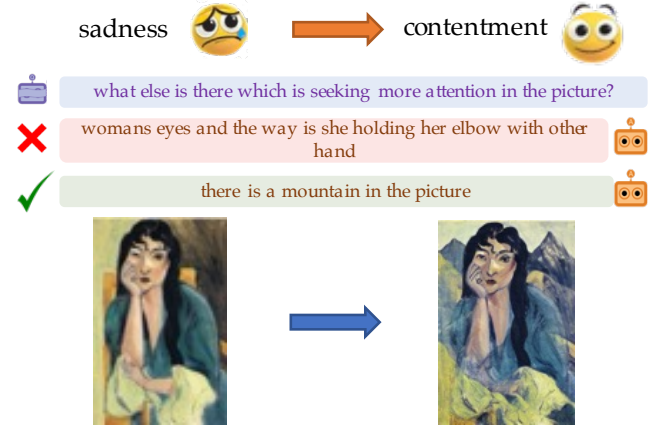


Figure 7: Example of altering answers to evoke opposite emotions, and make ”edit” in the original image.

ually altering the answers can shift the original emotion towards an opposing direction, illustrating the role of linguistic details in driving emotions (e.g., the absence of trees increases the probability score of ”fear”).

Towards Emotionally Reasoned Image Editing. While the above study has provided valuable insights, it is essential to acknowledge certain limitations in the methodology. Firstly, emotions are complex and subjective, and the classifier’s output may not always align perfectly with true human emotional experiences. Furthermore, the chosen answers may not necessarily be grounded in the visual input. An interesting avenue for exploration is editing initial visual input such that it is aligned with the candidate’s answers. This approach could be valuable, for example, for emotion-driven content creation. To illustrate this, we utilized our roBERTa-based classifier to select an answer for a given question to increase the probability score of the target emotion. Subsequently, we used an image editing model [9] to modify the original image accordingly (see Fig. 7). In this example, the suggested practice reasoned that the contentment emotion of the visual stimuli can be increased by suggesting to include a mountain in the image. This approach paves the way for the creation of collaborative image editing systems capable of offering emotionally informed suggestions for edits.

Emotion Awareness of ChatGPT and GPT-4. We explored the potential of ChatGPT [1], a foundation model known for its impressive zero-shot question-answering performance, for predicting emotions and generating corresponding explanations on our newly proposed dataset. To this end, we employed the latest API [2], *GPT-4*, with either $\{E, C\}$ or $\{E, C, D\}$, along with our designed instructions, as inputs to enable ChatGPT to generate emotions and their explanations. The results showed that the Emotion F1 scores were 19.84% and 26.64%, respectively for two in-



Figure 8: Examples of altering answers to evoke opposite emotions. The left side of each example shows the original dialog and the right side shows the replaced answer with the corresponding probability of the target emotion

put combinations. While additional dialog input improved the emotion prediction, ChatGPT still struggled to capture emotional information through conversation and understand artwork descriptions at a human level. In contrast, our baselines trained on our dataset showed superior results, yielding more than 40% in F1 score. These limitations highlight the significance of our dataset in advancing emotion-aware AI systems for future applications. Further details regarding the instructions and generated examples are provided in the supplementary material.

6. Conclusion

Emotions are an integral part of human nature. A deeper comprehension of how emotions arise from natural conversation can aid in the development of more human-compatible machines. In pursuit of this goal, we introduce a novel dataset, called AffectVisDial, which records the dialogue between two agents discussing an image and the resultant emotion they construct from the visually grounded conversation. By adapting and training the state-of-the-art models using our AffectVisDial dataset, we show the potential of AI systems for generating affective explanations grounded in dialogues that are similar to human emotions.

We also demonstrated that the models trained on AffectVisDial can facilitate both emotion-guided answer generation and pave the way toward building and advancing emotionally reasoned collaborative image editing systems. We hope that our dataset and models will help ease future research in affective vision and language.

Acknowledgement. This project is funded by KAUST BAS/1/1685-01-01, SDAIA-KAUST Center of Excellence in Data Science and Artificial Intelligence. The authors express their appreciation to Jack Urbanek, Sirojiddin Karimov, and Umid Nejmatullayev for their valuable assistance in data collection setup. Lastly, the authors extend their gratitude to the diligent efforts of the Amazon Mechanical Turkers, DeepenAI, and SmartOne teams, as their contributions were indispensable for the successful completion of this work.

References

- [1] Introducing chatgpt. <https://openai.com/blog/chatgpt>, 2023. Accessed: March 7, 2023. 8

- [2] Openai api: Gpt-4. <https://platform.openai.com/docs/models/gpt-4>, 2023. Accessed: July 25, 2023. 2, 8
- [3] Adnen Abdessaied, Mihai Băce, and Andreas Bulling. Neuro-symbolic visual dialog. *arXiv preprint arXiv:2208.10353*, 2022. 3
- [4] Panos Achlioptas, Maks Ovsjanikov, Leonidas Guibas, and Sergey Tulyakov. Affection: Learning affective explanations for real-world visual data. In *Proceedings of the IEEE/CVF Conference on Computer Vision and Pattern Recognition (CVPR)*, pages 6641–6651, June 2023. 2, 3
- [5] Panos Achlioptas, Maks Ovsjanikov, Kilichbek Haydarov, Mohamed Elhoseiny, and Leonidas J Guibas. Artemis: Affective language for visual art. In *Proceedings of the IEEE/CVF Conference on Computer Vision and Pattern Recognition*, pages 11569–11579, 2021. 2, 3, 4
- [6] Aishwarya Agrawal, Dhruv Batra, Devi Parikh, and Anirudha Kembhavi. Don’t just assume; look and answer: Overcoming priors for visual question answering. In *Proceedings of the IEEE conference on computer vision and pattern recognition*, pages 4971–4980, 2018. 3
- [7] Stanislaw Antol, Aishwarya Agrawal, Jiasen Lu, Margaret Mitchell, Dhruv Batra, C Lawrence Zitnick, and Devi Parikh. Vqa: Visual question answering. In *Proceedings of the IEEE international conference on computer vision*, pages 2425–2433, 2015. 3, 6
- [8] Dmitry Bogdanov, Alastair Porter, Philip Tovstogan, and Minz Won. Mediaeval 2019: Emotion and theme recognition in music using jamendo. In *Larson M, Hicks S, Constantin MG, Bischke B, Porter A, Zhao P, Lux M, Cabrera Quiros L, Calandre J, Jones G, editors. MediaEval’19, Multimedia Benchmark Workshop; 2019 Oct 27-30, Sophia Antipolis, France. Aachen: CEUR; 2019. CEUR Workshop Proceedings*, 2019. 3
- [9] Tim Brooks, Aleksander Holynski, and Alexei A. Efros. Instructpix2pix: Learning to follow image editing instructions. In *Proceedings of the IEEE/CVF Conference on Computer Vision and Pattern Recognition (CVPR)*, pages 18392–18402, June 2023. 8
- [10] Sven Buechel and Udo Hahn. Emobank: Studying the impact of annotation perspective and representation format on dimensional emotion analysis. *arXiv preprint arXiv:2205.01996*, 2022. 3
- [11] Cheng Chen, Zhenshan Tan, Qingrong Cheng, Xin Jiang, Qun Liu, Yudong Zhu, and Xiaodong Gu. Utc: A unified transformer with inter-task contrastive learning for visual dialog. In *Proceedings of the IEEE/CVF Conference on Computer Vision and Pattern Recognition*, pages 18103–18112, 2022. 6
- [12] Sheng-Yeh Chen, Chao-Chun Hsu, Chuan-Chun Kuo, Lun-Wei Ku, et al. Emotionlines: An emotion corpus of multi-party conversations. *arXiv preprint arXiv:1802.08379*, 2018. 3
- [13] Community. Wiki art. <https://www.wikiart.org/>, 2020. Accessed: 2020-11-06. 4
- [14] Alan S Cowen, Xia Fang, Disa Sauter, and Dacher Keltner. What music makes us feel: At least 13 dimensions organize subjective experiences associated with music across different cultures. *Proceedings of the National Academy of Sciences*, 117(4):1924–1934, 2020. 3
- [15] Abhishek Das, Satwik Kottur, Khushi Gupta, Avi Singh, Deshraj Yadav, José MF Moura, Devi Parikh, and Dhruv Batra. Visual dialog. In *Proceedings of the IEEE conference on computer vision and pattern recognition*, pages 326–335, 2017. 3, 4, 5, 6, 7
- [16] Harm de Vries, Florian Strub, Sarath Chandar, Olivier Pietquin, Hugo Larochelle, and Aaron Courville. Guess-what?! visual object discovery through multi-modal dialogue. In *Proceedings of the IEEE Conference on Computer Vision and Pattern Recognition (CVPR)*, July 2017. 3
- [17] Dorottya Demszky, Dana Movshovitz-Attias, Jeongwoo Ko, Alan Cowen, Gaurav Nemade, and Sujith Ravi. Goemotions: A dataset of fine-grained emotions. *arXiv preprint arXiv:2005.00547*, 2020. 3
- [18] Ed Diener, Christie Napa Scollon, and Richard E Lucas. The evolving concept of subjective well-being: the multifaceted nature of happiness. 2009. 4
- [19] Paul Ekman. An argument for basic emotions. *Cognition & emotion*, 6(3-4):169–200, 1992. 4
- [20] Jianyu Fan, Miles Thorogood, and Philippe Pasquier. Emosoundscapes: A dataset for soundscape emotion recognition. In *2017 Seventh international conference on affective computing and intelligent interaction (ACII)*, pages 196–201. IEEE, 2017. 3
- [21] Raghav Goyal, Samira Ebrahimi Kahou, Vincent Michalski, Joanna Materzynska, Susanne Westphal, Heuna Kim, Valentin Haenel, Ingo Fruend, Peter Yianilos, Moritz Mueller-Freitag, et al. The” something something” video database for learning and evaluating visual common sense. In *Proceedings of the IEEE international conference on computer vision*, pages 5842–5850, 2017. 3
- [22] Yash Goyal, Tejas Khot, Douglas Summers-Stay, Dhruv Batra, and Devi Parikh. Making the v in vqa matter: Elevating the role of image understanding in visual question answering. In *Proceedings of the IEEE conference on computer vision and pattern recognition*, pages 6904–6913, 2017. 3
- [23] Hatice Gunes and Massimo Piccardi. A bimodal face and body gesture database for automatic analysis of human non-verbal affective behavior. In *18th International conference on pattern recognition (ICPR’06)*, volume 1, pages 1148–1153. IEEE, 2006. 3
- [24] Hsiao-Tzu Hung, Joann Ching, Seungheon Doh, Nabin Kim, Juhan Nam, and Yi-Hsuan Yang. Emopia: a multi-modal pop piano dataset for emotion recognition and emotion-based music generation. *arXiv preprint arXiv:2108.01374*, 2021. 3
- [25] Chen Kong, Dahua Lin, Mohit Bansal, Raquel Urtasun, and Sanja Fidler. What are you talking about? text-to-image coreference. In *Proceedings of the IEEE conference on computer vision and pattern recognition*, pages 3558–3565, 2014. 3
- [26] Satwik Kottur, José MF Moura, Devi Parikh, Dhruv Batra, and Marcus Rohrbach. Clevr-dialog: A diagnostic dataset for multi-round reasoning in visual dialog. *arXiv preprint arXiv:1903.03166*, 2019. 3, 4

- [27] Vicki R LeBlanc, Meghan M McConnell, and Sandra D Monteiro. Predictable chaos: a review of the effects of emotions on attention, memory and decision making. *Advances in Health Sciences Education*, 20(1):265–282, 2015. 1
- [28] Mike Lewis, Yinhan Liu, Naman Goyal, Marjan Ghazvininejad, Abdelrahman Mohamed, Omer Levy, Veselin Stoyanov, and Luke Zettlemoyer. Bart: Denoising sequence-to-sequence pre-training for natural language generation, translation, and comprehension. In *Proceedings of the 58th Annual Meeting of the Association for Computational Linguistics*, pages 7871–7880, 2020. 6, 7
- [29] Junnan Li, Dongxu Li, Caiming Xiong, and Steven Hoi. Blip: Bootstrapping language-image pre-training for unified vision-language understanding and generation. In *ICML*, 2022. 7
- [30] Yanran Li, Hui Su, Xiaoyu Shen, Wenjie Li, Ziqiang Cao, and Shuzi Niu. Dailydialog: A manually labelled multi-turn dialogue dataset. *arXiv preprint arXiv:1710.03957*, 2017. 3
- [31] Tsung-Yi Lin, Michael Maire, Serge Belongie, James Hays, Pietro Perona, Deva Ramanan, Piotr Dollár, and C Lawrence Zitnick. Microsoft coco: Common objects in context. In *European conference on computer vision*, pages 740–755. Springer, 2014. 3
- [32] Xin Liu, Henglin Shi, Haoyu Chen, Zitong Yu, Xiaobai Li, and Guoying Zhao. imigue: An identity-free video dataset for micro-gesture understanding and emotion analysis. In *Proceedings of the IEEE/CVF Conference on Computer Vision and Pattern Recognition*, pages 10631–10642, 2021. 3
- [33] Yinhan Liu, Myle Ott, Naman Goyal, Jingfei Du, Mandar Joshi, Danqi Chen, Omer Levy, Mike Lewis, Luke Zettlemoyer, and Veselin Stoyanov. Roberta: A robustly optimized bert pretraining approach. *arXiv preprint arXiv:1907.11692*, 2019. 7, 8
- [34] Jiasen Lu, Dhruv Batra, Devi Parikh, and Stefan Lee. Vilbert: Pretraining task-agnostic visiolinguistic representations for vision-and-language tasks. *Advances in neural information processing systems*, 32, 2019. 6
- [35] Jana Machajdik and Allan Hanbury. Affective image classification using features inspired by psychology and art theory. In *Proceedings of the 18th ACM international conference on Multimedia*, pages 83–92, 2010. 4
- [36] Youssef Mohamed, Mohamed Abdelfattah, Shyma Al-huwaider, Feifan Li, Xiangliang Zhang, Kenneth Church, and Mohamed Elhoseiny. Artelingo: A million emotion annotations of wikiart with emphasis on diversity over language and culture. In *Proceedings of the 2022 Conference on Empirical Methods in Natural Language Processing*, pages 8770–8785, 2022. 2, 3, 4
- [37] Youssef Mohamed, Faizan Farooq Khan, Kilichbek Haydarov, and Mohamed Elhoseiny. It is okay to not be okay: Overcoming emotional bias in affective image captioning by contrastive data collection. In *Proceedings of the IEEE/CVF Conference on Computer Vision and Pattern Recognition*, pages 21263–21272, 2022. 2, 3, 4
- [38] Ali Mollahosseini, Behzad Hasani, and Mohammad H Mahoor. Affectnet: A database for facial expression, valence, and arousal computing in the wild. *IEEE Transactions on Affective Computing*, 10(1):18–31, 2017. 3
- [39] Vishvak Murahari, Dhruv Batra, Devi Parikh, and Abhishek Das. Large-scale pretraining for visual dialog: A simple state-of-the-art baseline. In *European Conference on Computer Vision*, pages 336–352. Springer, 2020. 6, 7
- [40] Vishvak Murahari, Prithvijit Chattopadhyay, Dhruv Batra, Devi Parikh, and Abhishek Das. Improving generative visual dialog by answering diverse questions. *arXiv preprint arXiv:1909.10470*, 2019. 6
- [41] Van-Quang Nguyen, Masanori Suganuma, and Takayuki Okatani. Efficient attention mechanism for visual dialog that can handle all the interactions between multiple inputs. In *European Conference on Computer Vision*, pages 223–240. Springer, 2020. 6, 7
- [42] Kishore Papineni, Salim Roukos, Todd Ward, and Wei-Jing Zhu. Bleu: a method for automatic evaluation of machine translation. In *Proceedings of the 40th annual meeting of the Association for Computational Linguistics*, pages 311–318, 2002. 7
- [43] Jeffrey Pennington, Richard Socher, and Christopher D Manning. Glove: Global vectors for word representation. In *Proceedings of the 2014 conference on empirical methods in natural language processing (EMNLP)*, pages 1532–1543, 2014. 6
- [44] Colin Raffel, Noam Shazeer, Adam Roberts, Katherine Lee, Sharan Narang, Michael Matena, Yanqi Zhou, Wei Li, Peter J Liu, et al. Exploring the limits of transfer learning with a unified text-to-text transformer. *J. Mach. Learn. Res.*, 21(140):1–67, 2020. 6, 7
- [45] Hiranmayi Ranganathan, Shayok Chakraborty, and Sethuraman Panchanathan. Multimodal emotion recognition using deep learning architectures. In *2016 IEEE Winter Conference on Applications of Computer Vision (WACV)*, pages 1–9. IEEE, 2016. 3
- [46] Anna Rohrbach, Marcus Rohrbach, Siyu Tang, Seong Joon Oh, and Bernt Schiele. Generating descriptions with grounded and co-referenced people. In *Proceedings of the IEEE Conference on Computer Vision and Pattern Recognition*, pages 4979–4989, 2017. 3
- [47] Stuart Russell. *Human compatible: Artificial intelligence and the problem of control*. Penguin, 2019. 2
- [48] Fawaz Sammani, Tanmoy Mukherjee, and Nikos Deligianis. Nlx-gpt: A model for natural language explanations in vision and vision-language tasks. In *Proceedings of the IEEE/CVF Conference on Computer Vision and Pattern Recognition*, pages 8322–8332, 2022. 7
- [49] Paul Hongsuck Seo, Andreas Lehrmann, Bohyung Han, and Leonid Sigal. Visual reference resolution using attention memory for visual dialog. *Advances in neural information processing systems*, 30, 2017. 3, 4
- [50] Piyush Sharma, Nan Ding, Sebastian Goodman, and Radu Soricut. Conceptual captions: A cleaned, hypernymed, image alt-text dataset for automatic image captioning. In *Proceedings of ACL*, 2018. 3, 6
- [51] Kurt Shuster, Samuel Humeau, Antoine Bordes, and Jason Weston. Image chat: Engaging grounded conversations. *arXiv preprint arXiv:1811.00945*, 2018. 3

- [52] Karen Simonyan and Andrew Zisserman. Very deep convolutional networks for large-scale image recognition. *arXiv preprint arXiv:1409.1556*, 2014. 6
- [53] Carlo Strapparava and Rada Mihalcea. Semeval-2007 task 14: Affective text. In *Proceedings of the Fourth International Workshop on Semantic Evaluations (SemEval-2007)*, pages 70–74, 2007. 3
- [54] Jack Urbanek and Pratik Ringshia. Mephisto: A framework for portable, reproducible, and iterative crowdsourcing, 2023. 4
- [55] Victoria Yanulevskaya, Jan C van Gemert, Katharina Roth, Ann-Katrin Herbold, Nicu Sebe, and Jan-Mark Geusebroek. Emotional valence categorization using holistic image features. In *2008 15th IEEE international conference on Image Processing*, pages 101–104. IEEE, 2008. 4
- [56] Quanzeng You, Jiebo Luo, Hailin Jin, and Jianchao Yang. Building a large scale dataset for image emotion recognition: The fine print and the benchmark. In *Proceedings of the AAAI conference on artificial intelligence*, volume 30, 2016. 4
- [57] Peter Young, Alice Lai, Micah Hodosh, and Julia Hockenmaier. From image descriptions to visual denotations: New similarity metrics for semantic inference over event descriptions. *Transactions of the Association for Computational Linguistics*, 2:67–78, 2014. 3
- [58] Weizhe Yuan, Graham Neubig, and Pengfei Liu. Bartscore: Evaluating generated text as text generation. *Advances in Neural Information Processing Systems*, 34:27263–27277, 2021. 7
- [59] Jonathan R Zadra and Gerald L Clore. Emotion and perception: The role of affective information. *Wiley interdisciplinary reviews: cognitive science*, 2(6):676–685, 2011. 1
- [60] Tianyi Zhang, Varsha Kishore, Felix Wu, Kilian Q Weinberger, and Yoav Artzi. Bertscore: Evaluating text generation with bert. In *International Conference on Learning Representations*, 2019. 7