

Impact of Visual Context on Noisy Multimodal NMT: An Empirical Study for English to Indian Languages

BABAN GAIN, DIBYANAYAN BANDYOPADHYAY, SAMRAT MUKHERJEE*, CHANDRANATH ADAM, and ASIF EKBAL, Indian Institute of Technology, Patna, India

Utilizing multimodal information in Neural Machine Translation (NMT) has demonstrated its effectiveness in improving translation outcomes. Previous studies predominantly focused on low-resource scenarios, employing multimodal translation data as the sole training corpus. Here, incorporating image features aids in disambiguating unclear words, gender pronouns, deixis, ellipsis scenarios, etc. However, exploring the transfer of knowledge from pre-trained unimodal NMT systems remains largely unexplored. In this study, we investigate the impact of multimodal context in Multimodal NMT (MMT) atop a robust multilingual unimodal baseline. We specifically explore the importance of image features when the model is pre-trained on large-scale unimodal data and has acquired the ability to disambiguate tokens within sentences. Surprisingly, our findings reveal that images are plausibly redundant when leveraging an extensive pre-trained unimodal NMT system. Moreover, we introduce synthetic noise into the dataset to investigate whether the contextual information from images can assist the model in mitigating the effects of textual noise. Notably, our observations indicate that a multimodal model outperforms a text-based model by a slight margin in noisy settings. However, even the model utilizing random images surpasses the text-based baseline in noisy conditions. We present our research findings on translating from English to three Indian languages, namely Hindi, Bengali, and Malayalam. Significantly, our results surpass the state-of-the-art benchmarks on each dataset by a considerable margin, emphasizing our contributions and findings. Furthermore, our study uncovers an intriguing aspect, i.e., the impact of visual context varies with the noise level in the source text. Specifically, the absence of visual context yields the best performance for non-noisy translations. However, in cases with lower noise levels, cropped image features produce optimal results, while full image features are more effective in high-noise settings. This observation highlights the crucial role of visual context, particularly in noisy scenarios, thereby shedding light on an unexplored research direction, i.e., Noisy Neural Machine Translation in multimodal settings. Overall, our research provides novel insights into the usage of multimodal context in NMT, extending beyond low-resource scenarios. Our findings underscore the importance of considering the interplay between visual and textual information, paving the way for enhanced translation systems in noisy environments.

CCS Concepts: • **Computing methodologies** → **Machine translation**.

Additional Key Words and Phrases: context aware translation, multi-encoder, chat translation

ACM Reference Format:

Baban Gain, Dibyanayan Bandyopadhyay, Samrat Mukherjee, Chandranath Adak, and Asif Ekbal. 2023. Impact of Visual Context on Noisy Multimodal NMT: An Empirical Study for English to Indian Languages. 1, 1 (August 2023), 21 pages. <https://doi.org/10.1145/nnnnnnnn.nnnnnnnn>

*Work done while S. Mukherjee was an M.Tech. student at IIT Patna. Now he is at C-MiNDS, IIT Bombay, India, 400076.

Authors' address: Baban Gain; Dibyanayan Bandyopadhyay; Samrat Mukherjee; Chandranath Adak; Asif Ekbal, Indian Institute of Technology, Patna, Department of Computer Science & Engineering, Bihta, Bihar, India, 801106, gainbaban@gmail.com, dibyanayan@gmail.com, samratpiv123@gmail.com, chandranath@iitp.ac.in, asif@iitp.ac.in.

Permission to make digital or hard copies of all or part of this work for personal or classroom use is granted without fee provided that copies are not made or distributed for profit or commercial advantage and that copies bear this notice and the full citation on the first page. Copyrights for components of this work owned by others than ACM must be honored. Abstracting with credit is permitted. To copy otherwise, or republish, to post on servers or to redistribute to lists, requires prior specific permission and/or a fee. Request permissions from permissions@acm.org.

© 2023 Association for Computing Machinery.

Manuscript submitted to ACM

Manuscript submitted to ACM

1

1 INTRODUCTION

Unimodal Neural Machine Translation (UNMT) systems generate good-quality outputs in most domains and languages. However, these models cannot translate ambiguous words needing additional information to disambiguate. This issue is amplified when the dataset is noisy, containing spelling and grammatical mistakes. Further, UNMT models fail to generate context-dependent translation. Multimodal Neural Machine Translation (MMT) is very important in the era of social media.

In MMT, an image is used as context to assist the translation process. For example, in a sentence "*The color of the court is red.*", the word *court* can be interpreted in multiple ways. One of them is a playground for indoor games like tennis or badminton, whereas another interpretation could indicate a judicial court. While there exist several techniques to tackle MMT, most of them are applied to high-resource language pairs like English-German or English-French. Further, those languages belong to the same linguistic family and use the same latin script, and often share common words. Translating between distant languages, e.g., English-Hindi, is more challenging, where the number of shared words is quite lesser. Further, Hindi sentences are gender-dependent, while English is not [13]. For example, the translation of "*I am going to market.*" will be different based on if the subject is male or female. There have been a few attempts to use multimodal information to translate sentences from English to Hindi. However, only a few of them tried to take advantage of large-scale unimodal pre-training. Most of the existing methods either do not use large-scale unimodal data at all or use it for very limited purposes like training word embedding. While multimodal translation is distinct from unimodal translation, training trained encoders and decoders with uni-modal data could help to achieve better translation. Although object tags are useful for generating better translation, only using object tags without additional information from the image might not be ideal due to the following reasons:

- Only object tags (such as a *person*, *ball*, *tree*, etc.) are connected to the source; other details about the objects and images that could help with translation are not used.
- If there is not any additional information about the objects, their locations, or their interactions, the model may use object tags misleadingly. The model will not be able to grasp whether the subject is *male* or *female*, for instance, if there is another *male* person in the image and the subject is *female*, as both are present in the list of objects, regardless of their action.
- For every detected object, only one tag with the best confidence is chosen. The misclassified tags may mislead the NMT model because the selection of a tag is discrete, and the object detection model is susceptible to errors.
- Due to the object detection model's inadequate training, many objects may remain unclassified.

The aforementioned factors prevented object tag-based models from consistently improving the results [24]. Therefore, it is preferable to use and incorporate visual features that have been extracted from pre-trained image models, e.g., Vision Transformer (ViT), VGG, ResNet [25], etc. When source texts are hidden, some probing tasks demonstrate how MMT models can retrieve missing data, such as color, person, etc., from visual features. It is neither a realistic strategy nor a guarantee of success in scenarios involving incomplete information. The model can learn that some information is missing by masking a portion of the source and assigning a corresponding mask token. This information can then be retrieved from the image. There are tokens at the proper location for probing tasks. Any mask token will not be present in real-world datasets, where some of the information is missing from the source text, and it may be challenging to infer that the information is insufficient. To summarize, efforts have been made to make use of visual features in the MT system directly. The majority of them only use multimodal data, which is scarcely available. Additionally, other techniques that rely on strong baselines only use image object tags when fine-tuning. In this study, we attempt to




Fig. 1. Example of combined Hindi, Bengali, and Malayalam dataset

investigate the circumstances where the visual feature has a positive impact on MMT systems. We use large pre-trained models as a baseline such that the models are robust enough to distinguish words from intra-sentence context mostly. We observe that images have a negligible contribution in non-noisy settings. We further observe that the models are able to utilize cropped image features in low-noisy settings, and full image features are more effective in high-noisy settings. Our study indicates that visual features' impact on the model performance increases with noise in the source text. This finding may aid in noisy caption translation from social media data. The major **contributions** of this paper are briefly mentioned below.

(i) Noisy MMT: We develop our systems for noisy MMT. To the best of our knowledge, this is the earliest attempt of its kind to translate noisy utterances in multimodal settings. We observe the increased positive impact of visual context in the presence of noise in the dataset.

(ii) Multilingual MMT: We perform multilingual multimodal fine-tuning, as well as use a multilingual pre-trained model. This is the first attempt at the multilingual scenario that includes Indic languages.

(iii) Probing the Need of Image: By substituting the relevant images corresponding to the text with random images, we inspected to determine the effectiveness of the employed relevant image. This is the primary attempt of its kind, which carries out such probing in Indian languages.

(iv) Strong UNMT Baseline: We use the best off-the-shelf UNMT model for fine-tuning. This is crucial to understand if the multimodal methods achieve better results due to extracted information from the corresponding images, or a lack of competency of the employed text-processing module to handle ambiguity.

(v) Enhanced Visual Features in Indian Settings: We extracted rich visual features from ViT instead of the CNN-based features used in the contemporary Indic MMT methods.

(vi) State-of-the-Art Results: This work mainly attempts to comprehend the impact of visual features on multimodal English to Indic language translation in the presence of noise. Please note that our primary focus has been to develop the MT system in noisy settings rather than achieving only state-of-the-art (SOTA) performance. However, our model obtained SOTA results for all three target Indic languages (Hindi, Bengali, and Malayalam) while English was the source language. We make our codes publicly available¹.

The rest of the paper is organized as follows. In Section 2, we discuss related MMT methods along with models for Indic languages and noisy text translation. Thereafter, Section 3 explains the employed dataset and the noise addition procedure. Subsequently, Section 4 mentions our methodology, and Section 5 discusses results with observations. Finally, Section 6 concludes this paper.

2 RELATED WORKS

There is a scarcity of large-scale datasets for source-target-image triplets. However, there are several attempts to tackle challenges in MMT.

2.1 Multimodal Translation

One of the earliest attempts for MMT was to integrate visual features with shared attention mechanism [5]. However, it did not result in performance improvement. Other early attempts include the concatenation of text features with global and regional visual features [27] to generate Multimodal Translation. Here, the regional features are treated as a token of the input sentence. Subsequently, a multi-task-based training framework [16] was employed with a shared encoder where the tasks included standard NMT tasks and visual feature reconstruction. The following attempts to tackle challenges included consideration of visual features as pseudo-text features [7]. First, they projected visual feature vectors into source text embedding space and used them as the first and/or last word of the source sentence. Further, they use them to initialize the hidden state of the encoder instead of using a zero vector. Finally, they use the projected image representations and encoder output to initialize hidden representations of a decoder. They use bidirectional RNN as the encoder. Since visual features are needed in very specific cases, the model tends to learn to ignore visual features, resulting in ignoring them, even when necessary. Therefore, a visual attention grounding mechanism [77] was adopted for MMT that links the visual semantics with the corresponding textual semantics.

In order to enable the MMT systems to adequately handle multimodal information, a translate and refine approach [28] was adopted for MMT, where the first stage decoder generates translation on textual information and second stage decoder refines it with the help of the visual features. To improve the interaction between textual and visual features, a latent variable was added to model [9]. This latent variable can be seen as a stochastic embedding which is used by the decoder for translation, as well as it can be used to predict image features. Attention [70] based multi-modal interactions are widely used in MMT. This includes cross-attention between regional image features and decoder self-attention output [76].

¹<https://github.com/babangain/indicMMT>

The multimodal information generally helped to achieve better results. However, it was observed that many of the improvements were not related to the presence of visual features in MMT. This indicated a need to probe how and why MMT models generate better translation compared to UNMT models. In a probing task [44], the words that included color information (red, green, etc.) were masked. Further, the words indicating characters and nouns were also replaced with mask tokens from the source text to simulate a situation where information is insufficient in the source text. They proposed a Selective Attention based transformer that is able to recover the masked information from the image at the generated translation better than other existing models. Similarly, it was observed that models can integrate the visual modality if they are complementary rather than redundant [6]. Further, they observe that visual features increase the robustness of NMT by acting as input noise.

2.2 Multimodal Translation on Indian Languages

The early attempts for MMT for Indian languages relied on synthetic data [15], which was generated by using a text-based PBSMT model. Then, they use the projected image feature for hidden representations of encoder and decoder [7] to generate Multimodal MT. Initializing the hidden representation of the decoder generated better results compared to that of the encoder. Subsequently, it was observed that using multimodal methods achieves better results [42, 61] compared to UNMT or image captioning. Doubly Attentive decoder [8] architecture, which was proven to generate a better translation for other languages, was adopted for English-Hindi [37, 38]. They use pre-trained word embedding learned from IITB Corpus [34] to initialize the models and augment datasets by using Giza++ Tool [48], to obtain phrase pairs. Further, the pre-trained VGG19 [64] model is used to extract image features.

It was observed that using text-based pre-trained models achieved better results for Hindi VG Test set compared to the multimodal model trained only on multimodal dataset [21]. However, it obtained lower results for the Challenge set. Further, the text-based model was trained on a larger bilingual corpus, which could be a major contributing factor to better results. Multimodal Transformer architecture was adopted for English-Hindi [63], which improved the results compared to its UNMT baseline. There are other works that utilized multiple captions from the dataset to train the models [65]. It was observed that multiple captions introduce lexical diversity, which helps to generate robust translation.

There is a very limited number of studies that use large-scale pre-training. A model was pre-trained on IITB corpus [34], and it was observed that large-scale pre-training is more important for better translation in contrast to image features [53]. In another study, the multimodal features are found to be less relevant as a good pre-trained model can handle ambiguity issues [4]. A pre-trained mBART model was used to initialize the weights [24]. Then they used unimodal data for the first stage of fine-tuning. Finally, they concatenated object tags with source text before last-stage fine-tuning. Those methods are entirely unimodal except for the usage of Object detection models for object tag extraction at data pre-processing stages. Thereafter, a similar method was adopted for English-Bengali [54]. Inspired from [23], a sequence-to-sequence model was used for MMT [55]. In this method, the input is the concatenated source and target side, and the output is object tags, which act as dummy image features on unimodal datasets. They follow the object tag concatenation-based method, which resulted in huge BLEU gains compared to the text-only model. However, the text-only models were not trained on very large corpus in required languages. This makes them unable to disambiguate sentences properly.

There were some attempts in the reverse direction, where Spatial attention was used for image features [46] for Hindi to English Multimodal News Translation. In the meantime, some MMT methods were proposed for other low-resource Indian languages. A transliteration-based phrase augmentation method was adopted for English-Assamese [39] with

Assamese VisualGenome dataset [40] and English-Bengali [36]. A similar method was used for English-Hindi [41], and this method was able to generate better results compared to UNMT. A comparison of results was performed on the Mizo VisualGenome dataset [31] with Transformer, BiLSTM, and PBSMT models [35, 57, 68], where the transformer outperforms the other models. However, it was observed that NMT-based models generate a poor-quality translation for longer sentences. A multilingual multimodal NMT system was introduced for English and Dravidian languages [10], which generated better results compared to UNMT and single-language MMT. All these methods assumed the presence of clean and grammatical training data, which could not be very suitable for real-world use cases.

2.3 Context-Aware Translation

Apart from using multimodal information as context, there have been several attempts to use unimodal information as a context. For example, the previous and next sentences can serve as a useful context for document translation. Similarly, previous sentences in a conversation can serve as a context for chat translation. The context is generally incorporated by concatenation [22, 69] or using a different encoder for context. Hierarchical Attention Networks can achieve better results [47] compared to context-agnostic NMT. It was observed that performance gains from multi-encoder models cannot be entirely attributed to the contextual information. Setting the weight of the context to zero during testing does not have a significant negative effect on the results [18, 43]. Similarly, training and testing with random context also improve the results [1]. The standard metrics for NMT were unable to capture the improvements at the discourse level. [17] proposed a discourse-aware framework for performance evaluation.

2.4 Noisy Neural Machine Translation

The presence of noise in the data has adverse effects on the translation quality [2, 30]. Early attempts for Noisy MT relied on Normalization of text [72]. Due to the lack of parallel corpora for Noisy NMT, most of the research relies on synthetically generated noise. This method helped to achieve better results in translating erroneous speech transcripts [67, 74]. Subsequently, the noise was added with texts for different datasets with multiple types of synthetic noise [12, 29]. Generally, noisy text translation can be viewed as a domain adaptation task. Fine-tuning on noisy data improves the robustness of the model [3, 14, 26]. Other methods include the construction of source and target side adversarial examples [11] for noisy NMT. Subsequently, Insertion and Deletion predictors were added to the NMT, which improved results on noisy inputs [73]. It was observed that multi-tasking with translation and denoising objectives helps to generate robust translation [56]. Further, they observed improvements after adding synthetic noise to the dataset and using Dual Channel Decoding. Noisy Text Translation is a mostly unexplored area for Indian languages. It was observed that fine-tuning noisy data improves the results for Conversational NMT [19]. However, since the training datasets were synthetically generated, the improvements are mostly due to domain adaptation.

3 DATASET DETAILS

We use VisualGenome (VG) datasets containing Bengali [62], Hindi [52], and Malayalam [51] sentences for fine-tuning. The train, valid, test, and challenge subsets of each of them contain 29230, 998, 1595, and 1400 sentences, respectively. Sentences with potential ambiguity (such as "court") that may or may not be resolved by textual information made up the challenge subset. Each row in a dataset contains the following fields:

- **Source text:** The utterance in English.
- **Target text:** The utterance in Hindi/ Bengali/ Malayalam.

- **Image ID:** The filename of the image that is relevant to this utterance.
- **Coordinates of image:** The dataset offers the bounding box of the particular area of the image that an utterance is based on.

Table 1. Statistics of Hin: Hindi, Beng: Bengali, and Mala: Malayalam VisualGenome datasets

| Subset | #Sentences | #Average Words per Utterance | | | |
|------------------|------------|------------------------------|------|------|------|
| | | English | Hin | Beng | Mala |
| <i>Train</i> | 28930 | 4.95 | 5.03 | 3.94 | 3.70 |
| <i>Valid</i> | 998 | 4.93 | 4.99 | 3.94 | 3.63 |
| <i>Test</i> | 1595 | 4.92 | 4.92 | 4.02 | 3.57 |
| <i>Challenge</i> | 1400 | 5.85 | 6.17 | 4.76 | 4.32 |

A sample of the dataset is presented in Figure 1, and we describe some additional dataset statistics in Table 1. We frequently noticed that the image size within the box’s boundaries is insufficient. More information might be available if the entire image were used rather than just the cropped area contained within the bounding box.

[20] observed that using cropped image feature of ResNet-50 yields better results compared to the full image. However, their observation is inconclusive as the difference is marginal in most experimental settings, and using full images achieved slightly better results in one setting. Therefore, we perform our experiments in both setups.

3.1 Noisy Data Generation

We generate noise in the datasets as they appear in social media. Social media captions frequently misspell words with two identical consecutive characters, write words without vowels, and omit articles (a, an, the). Since our work intends to find if the visual context can help to translate noisy text, we did not add noise to the images.

3.1.1 Low Noise. We iterate through all the words in a sentence and remove them if we encounter an article with 0.2 probability. If the word is non-article or article but not removed in the previous step, we look for vowel characters in the word and remove them with 0.1 probability. Finally, we check if the word contains the same letters at two consecutive positions. In that case, we remove one of them with 0.2 probability. We started with 0.3 probability for each noise generation operation and randomly selected 20 samples from the dataset. We engaged some human annotators who are active on social media to rate noised sentences in terms of naturalness from 1 to 5. A rating of 5 indicates that these types of noisy sentences often appear in social media, and a rating of 1 indicates that the appearances of these types of noisy sentences are quite unlikely. We keep reducing the probability of each type of noise by 0.1 till we reach an average rating of at least 4.5. The statistics of added noise with respect to the actual sentences are reported in Table 2. As we acquire the noisy version of the data through subjective human judgment, we use the BLEU [50] metric to report n-gram matches as a measure of similarity. Similarly, TER [66] indicates the number of edits required to obtain the original source from the corrupted text. chrF2 [58, 59] is a character-level F-score metric. To maintain a consistent distribution of noise throughout training, validation, and evaluation, we introduce noise to all the available subsets of the data. In low noise settings, the resulting BLEU scores typically fall within the range of 65.9 to 67.5, while chrF2 scores range from 87.0 to 87.7; a lower TER score, in this case, indicates a lower amount of noise, which ranges from 16.2 to 16.5 in low noise settings.

Table 2. Statistics of the source text after addition of noise when compared with original source text

| Dataset | Low Noise | | | High Noise | | |
|------------------|-----------|-------|------|------------|-------|------|
| | BLEU | chrF2 | TER | BLEU | chrF2 | TER |
| <i>Train</i> | 67.5 | 87.3 | 16.2 | 38.1 | 71.1 | 34.9 |
| <i>Valid</i> | 66.9 | 87.1 | 16.4 | 36.7 | 70.6 | 35.5 |
| <i>Test</i> | 67.0 | 87.0 | 16.5 | 36.9 | 70.6 | 35.3 |
| <i>Challenge</i> | 65.9 | 87.7 | 16.5 | 37.3 | 71.9 | 36.0 |

3.1.2 High Noise. We remove articles with 0.3 probability. Unlike low noise, we do not make further modifications to articles if they are not removed because we are already adding other noises in high amounts. Then, we remove vowels and repeat characters with 0.3 probability each. In scenarios with high noise levels, the achieved BLEU scores usually lie between 36.7 to 38.1, and the corresponding chrF2 scores range from 70.6 to 71.9. A lower TER score in such cases suggests a reduced amount of noise, which typically falls within the range of 34.9 to 36.0 in high-noise settings.

3.2 Pre-Processing

We use `languid.py` [45], a language identification tool to detect if any sentence pair contains the wrong language. We found that there exist some alignment issues with the corpus, like the presence of source sentences in the target field of the dataset. Some human annotators manually annotated those instances by translating them into the target language, taking the corresponding image into consideration. Further, the source data was unavailable in a few instances of Hindi VisualGenome. Since the Bengali VisualGenome is aligned with Hindi VisualGenome, we copy the corresponding source sentence from Bengali VisualGenome. Finally, while Malayalam VisualGenome contains the same set of sentences, image pairs are Hindi and Bengali VG; they are not aligned. We align them to match the order of Bengali VG. Aligning the datasets helps to reduce memory usage, as visual features can be common between all languages. Finally, we follow the same pre-processing steps that are performed to train the pre-trained model. Since Hindi, Bengali, and Malayalam are written in different scripts, we convert all target side data to the Devanagari script by a publicly available tool [33]. We use Hindi, Bengali, and Malayalam VisualGenome datasets for fine-tuning all our models. For cropped experiments, we crop image portions within bounding boxes. We extract (cropped as well as full) image features from `vit_base_patch16_224` model [32].

4 METHODOLOGY

In the literature, previous probing methods focused on the usability of images when some information from the source was deprived of the model. For example, the words with *color*, *person*, etc., which can be available in the image, are masked. Even though the models function well in those circumstances, masking words in the source sentence explicitly tell the model that some information is hidden. This forces the model to look for pertinent data in the image. However, in most situations, there will not be explicit mask tokens that indicate that a word is absent. On the other hand, simply dropping the words (without mask token) and expecting the models to retrieve it does not align with the MT objective. For example, in the source sentence *chinese characters on a red vehicle*, if we remove the word *red*, then *chinese characters on a vehicle* is also a valid sentence, and the model should not attempt to add information related to color in the generated translation. Doing this would lead to undesirable information in the generated sentence, which is absent in the source. Therefore, instead of providing any information if the input sentence is noisy, we try to determine whether the models can use information from images in the presence of noise in the source text.

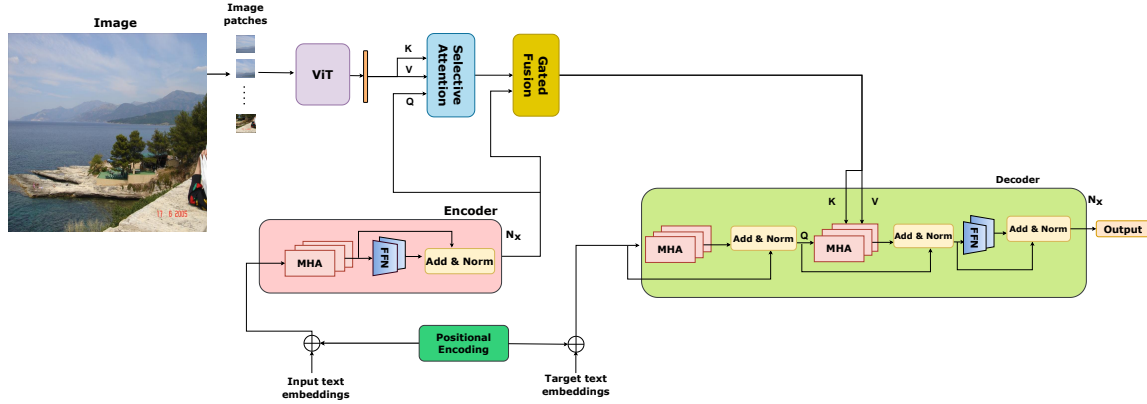


Fig. 2. Selective Attention Architecture for Multimodal MT. (softcopy after zooming-in exhibits better display)

4.1 Baseline

We use a transformer-4x model² trained on Samanantar [60] corpus containing 49.6 million sentence pairs between English and 11 Indian languages as our baseline. The model consists of six encoder and six decoder layers. We initialize weights from this model for all our experiments and use the same dictionary for byte-pair-encoding. For English-Malayalam Challenge set, it achieves a 26.3 BLEU score, whereas the SOTA system [24, 55] achieves a 20.4 BLEU score. This outperforms SOTA by 5.9 BLEU points even before fine-tuning on any data. After fine-tuning the model on only source-target sentence pairs on respective VisualGenome data, we observe that it outperforms all existing multimodal models by a large margin. Considering the additional overhead of handling images and extracting visual features, we attempt to find if they are worth it when we can simply use a text-based model only and achieve better results since text-only data is available in large quantities.

4.2 Unimodal Fine-tuning

First, we follow pre-processing steps as mentioned in subsection 3.2 and combine data from Hindi, Bengali, and Malayalam VG datasets. Then, we initialize the encoder and decoder weights from the baseline model (including word embedding) and continue training. This model surpasses all existing baselines on all languages and both Test and Challenge subsets by large margins. This model does not use any information from images. Unimodal data are widely available, whereas multimodal datasets only have a small number of examples. If multimodal models are not trained on unimodal data, we cannot achieve excellent results.

4.3 Multimodal Fine-tuning with Selective Attention

For multi-modal translation, we follow the Selective Attention architecture as introduced in [44]. The architecture of the model has been shown in Figure 2. For a given data point of <image, source sentence, target sentence> in the training dataset, at first, we obtain the word and positional embedding for the given source text. The Positional encoding describes the location or position of a token in a sequence in such a way that each position is assigned a unique representation. In Transformers positional encoding, each position is mapped to a vector. As an example, for an

²<https://ai4b-public-nlu-nlg.objectstore.e2enetworks.net/en2indic.zip>

input sequence of length L , the positional encoding of the k th object within this sequence is given by sine and cosine functions of varying frequencies as follows:

$$P(k, 2i) = \sin\left(\frac{k}{n^{2i/d}}\right); P(k, 2i + 1) = \cos\left(\frac{k}{n^{2i/d}}\right); \quad (1)$$

where, n is a user-defined scalar, and i is used for mapping the indices of the column. The obtained representation is forwarded through the encoder layer of the Transformer [71]. Each encoder layer consists of three major components: Multi-Head Attention (MHA) layers, Fully Connected layers and the Add & Norm layer. MHA is a module for attention mechanisms that simultaneously runs through multiple attention mechanisms. After that, the independent attention outputs are combined and transformed linearly into the expected dimension. Intuitively, having multiple attention heads makes it possible to focus on different parts of the sequence simultaneously [71].

After the self-attention mechanism has computed the attention scores between each input token and every other token in the sequence, each token's representation is passed through the feedforward network. The output of the feedforward network is then added back to the original input representation of the token, which helps to capture more complex relationships between tokens in the sequence. The Add & Norm layer acts as a residual connection and performs normalization of the outputs at the corresponding sub-layer.

To obtain the representation H_{img} of the corresponding input image, we pass the image through the pre-trained Vision Transformer. It is one of the recent architectures for image classification, which employ a Transformer-like architecture over patches of the image. Any image is first split into fixed-size patches. Each patch is then linearly embedded, after which the position embeddings are added, and the resultant vector is fed to a standard Transformer encoder.

Then, we add an attention layer, where H_{text} is the <query> and H_{img} is used as <key and value> [32]. We perform selective attention on both the H_{img} and H_{text} , where H_{img} acts as <key and value> pair and H_{text} acts as a query for the computation of the attention as follows.

$$H_{img}^{attn} = softmax\left(\frac{H_{text}Q(H_{img}K)^T}{\sqrt{d_k}}\right)H_{img}V; \quad (2)$$

Q , K , and V are the layer-specific query, key, and value vectors. Subsequently, text-encoder output H_{text} and selective-attention output H_{img}^{attn} are combined with gated fusion as follows to obtain the final encoder representation Enc_{out} .

$$\begin{aligned} Enc_{out} &= (1 - \lambda) H_{text} + \lambda H_{img}^{attn}; \\ \lambda &= sigmoid(W_t H_{text} + W_i H_{img}^{attn}); \end{aligned} \quad (3)$$

λ indicates the importance of visual features compared to text features. Here, W_t and W_i are trainable parameters.

Finally, Enc_{out} is forwarded to the decoder. In addition to the encoder sublayers, the decoder contains an MHA layer for Encoder-Decoder cross-attention. This layer is similar to encoder-decoder attention in standard transformer architecture, except it attends to the output of gated fusion instead of the output of the text encoder.

We observe that the model was able to achieve only up to 0.25 BLEU improvements in some subsets compared to the text-only model, and it decreased for other test sets by up to 1.38 BLEU. The results indicate that the images are not very useful for generating better translation in high-resource settings. Therefore, we experiment with another architecture for Multimodal Translation.

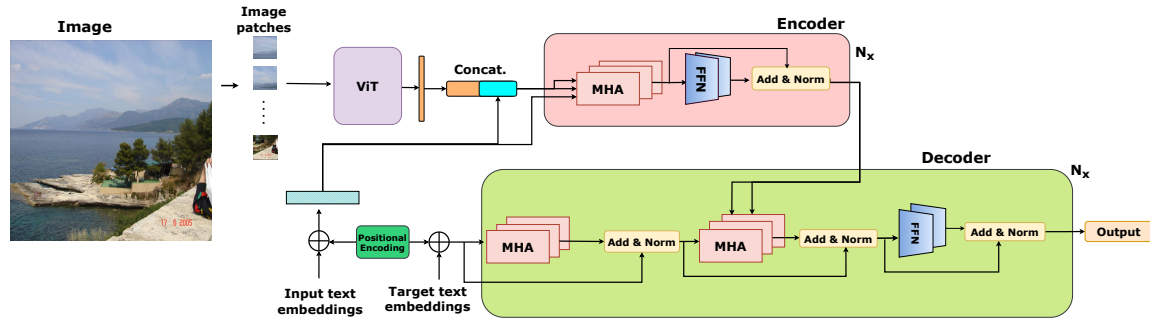


Fig. 3. Multimodal Transformer Architecture for Multimodal MT. (softcopy after zooming-in exhibits better display)

Table 3. Results of the methods with large-scale pre-training

| Method | Image Type | Hindi | | Bengali | | Malayalam | | Average | |
|------------|-------------|--------------|--------------|--------------|--------------|--------------|--------------|--------------|--------------|
| | | Test | Chal | Test | Chal | Test | Chal | Test | Chal |
| SOTA | Object Tags | 44.64 | 51.66 | 43.9 | 32.9 | 41.00 | 20.4 | 43.18 | 34.99 |
| IndicTrans | None | 34.74 | 46.32 | 26.68 | 28.91 | 28.62 | 26.30 | 30.01 | 33.84 |
| + Text | None | 45.79 | 56.72 | 50.08 | 47.78 | 51.38 | 40.76 | 49.08 | 48.42 |
| + SelAttn | Crop | 46.04 | 56.36 | 48.70 | 47.82 | 51.56 | 39.76 | 48.77 | 47.98 |
| + SelAttn | Full | 45.30 | 56.03 | 49.74 | 47.48 | 51.55 | 39.49 | 48.86 | 47.67 |
| + MMtrans | Crop | 45.47 | 55.61 | 49.03 | 47.32 | 52.40 | 40.40 | 48.97 | 47.78 |
| + MMtrans | Full | 45.10 | 56.59 | 50.45 | 47.24 | 52.00 | 39.77 | 49.18 | 47.87 |

Test: Evaluation Subset; Chal: Challenge Subset; Text: Text-only finetune

SelAttn: Selective Attention; MMtrans: Multimodal Transformer

SOTA results are from [24, 55]

4.4 Multimodal Transformer

We also employ a multimodal transformer [75] architecture for the task of multimodal machine translation. The source text features $x^{text} \in \mathbb{R}^{m \times d}$ are obtained by enriching the source text embedding by the positional embeddings at first. The corresponding image's features x^{img} are extracted by passing the input image through the Vision Transformer. Since the image and text features belong to different embedding spaces, we project visual features into the text embedding dimension by a learnable projection matrix, W^{img} to obtain $x^{img}W^{img} \in \mathbb{R}^{n \times d}$. Following this, the features are concatenated with each other to obtain a final input representation x_{com} in $\mathbb{R}^{(m+n) \times d}$, where projected visual features are $x^{img}W^{img} \in \mathbb{R}^{n \times d}$.

In the succeeding phases, we use the combined feature x_{com} as the <key and value> vector for the attention computation in the transformer encoder. The text representation is used as the query vector in the text encoder. The output of the final encoder from the last encoder layer is forwarded as keys and values, while the target text representation is passed as the query vector to the MHA module in the decoder module. The encoder and decoder architectures are inspired by the traditional transformer architecture itself. The detail of the architecture is described in Figure 3.

$$attn_{ij} = \sum_{j=1}^m \text{softmax} \left(\frac{x_i^{com} Q(x_j^{text} K)^T}{\sqrt{d_k}} \right) x_j^{text} V; \quad (4)$$

Table 4. Difference in results obtained by Multimodal models and Text-based model under Non-Noisy setting

| Architecture | Image Feat | Hindi | | Bengali | | Malayalam | | Average | |
|--------------|------------|-------|-------|---------|-------|-----------|-------|---------|-------|
| | | Eval | Chal | Eval | Chal | Eval | Chal | Eval | Chal |
| SelAttn | Crop | 0.25 | -0.36 | -1.38 | 0.04 | 0.18 | -1.00 | -0.31 | -0.44 |
| SelAttn | Full | -0.49 | -0.69 | -0.34 | -0.30 | 0.17 | -1.27 | -0.22 | -0.75 |
| MMtrans | Crop | -0.32 | -1.11 | -1.05 | -0.46 | 1.02 | -0.36 | -0.11 | -0.64 |
| MMtrans | Full | -0.69 | -0.13 | 0.37 | -0.54 | 0.62 | -0.99 | 0.10 | -0.55 |

Green/Positive indicates that the MMT model achieved better results than the UNMT model.

where, $attn_{ij}$ is the output attention between x_i^{com} and x_j^{text} . Here, Q , K , and V are the layer-specific query, key, and value vectors. We obtain the final encoder representation at the last encoder layer and forward the output to the decoder.

Analogous to the results obtained using the Selective Attention architecture, the Multimodal Transformer architecture was able to achieve only 0.10 BLEU improvements on the test set, on average. However, for the case of the Challenge set, the results actually deteriorated, with a drop of around 0.7 BLEU score.

5 EXPERIMENTS

This section discusses the results with non-noisy, low-noisy, and high-noisy settings.

5.1 Non-Noisy Settings

We report our results in Table 3 under non-noisy setups. In this setting, both training and testing are done with the original dataset. Text-only baseline achieved 49.08 and 48.42 BLEU scores. While these scores are superior than all the existing models, it is due to large-scale pre-training. Selective attention architecture performs inferior to text-only baseline in non-noisy setting. Although it achieves better results in some subsets, the improvements are insignificant. Subsequently, we report the comparison of the multimodal model with respect to the unimodal model in Table 4. We observe that the image has an overall negative effect on the results. Surprisingly, it performs worse on the challenge subset, which was constructed with ambiguous words. However, the presence of an ambiguous word does not necessarily make a sentence ambiguous, as the proper meaning of the word can be inferred from the surrounding words within the sentence.

Table 4 indicates that the images are mostly redundant when used on top of a strong baseline under non-noisy settings. Our observation is similar to [24], where object tags were concatenated with source tags and trained on top of the mBART model. They achieved 0.52 BLEU improvement on the test set over the text-only model. However, BLEU decreased slightly by 0.06 points on the challenge subset for English-Hindi. Although [55] used similar methods and observed huge improvements over text-based models, their baseline was much weaker. Our text-based baseline (without fine-tuning on multimodal data) performs better than their fine-tuned model in some subsets in terms of BLEU score. We found that images do not have a clear positive impact on the results under non-noisy settings. We investigate if the visual context has a positive impact when part of the source text is deprived or distorted via the addition of noise. Specifically, we add noise types that are predominant in social media text such that multimodal models could be useful for text translation in social media.

Table 5. Results of the methods in low-noise settings

| Method | Image Type | Hindi | | Bengali | | Malayalam | | Average | |
|---------|------------|--------------|--------------|--------------|--------------|--------------|--------------|--------------|--------------|
| | | Test | Chal | Test | Chal | Test | Chal | Test | Chal |
| Text | None | 44.03 | 50.82 | 45.29 | 42.67 | 47.70 | 34.76 | 45.67 | 42.75 |
| SelAttn | Crop | 44.20 | 50.62 | 46.07 | 42.33 | 49.34 | 34.19 | 46.54 | 42.38 |
| SelAttn | Full | 43.48 | 51.03 | 45.24 | 41.72 | 47.83 | 34.32 | 45.52 | 42.36 |
| MMtrans | Crop | 43.25 | 50.42 | 45.11 | 42.20 | 48.48 | 34.08 | 45.61 | 42.23 |
| MMtrans | Full | 42.80 | 50.68 | 44.87 | 41.12 | 47.91 | 33.82 | 45.19 | 41.87 |

Test: Evaluation subset; **Chal**: Challenge subset; Text: Text-only fine-tune; SelAttn: Selective Attention; MMtrans: Multimodal Transformer.

Table 6. Difference in results obtained by multimodal models and UNMT model under noisy settings

| Architecture | Image Feat | Noise | Hindi | | Bengali | | Malayalam | | Average | |
|--------------|------------|-------|-------|-------|---------|-------|-----------|-------|---------|-------|
| | | | Eval | Chal | Eval | Chal | Eval | Chal | Eval | Chal |
| SelAttn | Crop | Low | 0.17 | -0.20 | 0.78 | -0.34 | 1.64 | -0.57 | 0.87 | -0.37 |
| SelAttn | Full | Low | -0.55 | 0.21 | -0.05 | -0.95 | 0.13 | -0.44 | -0.15 | -0.39 |
| MMtrans | Crop | Low | -0.78 | -0.40 | -0.18 | -0.47 | 0.78 | -0.68 | -0.06 | -0.52 |
| MMtrans | Full | Low | -1.23 | -0.14 | -0.42 | -1.55 | 0.21 | -0.94 | -0.48 | -0.88 |
| SelAttn | Crop | High | 0.07 | -0.51 | -0.11 | -0.78 | -0.27 | -1.19 | -0.1 | -0.82 |
| SelAttn | Full | High | -0.04 | -0.52 | 0.44 | -0.17 | 0.44 | -0.14 | 0.28 | -0.27 |

Green/Positive indicates that the MMT model achieved better results than the UNMT model.

Table 7. Results of the methods in high-noise settings

| Method | Image Type | Hindi | | Bengali | | Malayalam | | Average | |
|---------|------------|--------------|--------------|--------------|--------------|--------------|--------------|--------------|--------------|
| | | Test | Chal | Test | Chal | Test | Chal | Test | Chal |
| Text | None | 41.44 | 45.28 | 42.49 | 36.56 | 44.38 | 29.35 | 42.77 | 37.06 |
| SelAttn | Crop | 41.51 | 44.77 | 42.38 | 35.78 | 44.11 | 28.16 | 42.67 | 36.24 |
| SelAttn | Full | 41.40 | 44.76 | 42.93 | 36.39 | 44.82 | 29.21 | 43.05 | 36.79 |

Test: Evaluation subset; **Chal**: Challenge subset; Text: Text-only fine-tune; SelAttn: Selective Attention; MMtrans: Multimodal Transformer.

5.2 Low Noise Settings

The results for low noise settings are reported in Table 3. Selective attention with cropped image features surpassed the text-based models on three subsets (out of six). It is to be noted that the improvements were on the test Subset, where words were not so ambiguous. It generated lower scores in the challenge subset than the text-based model, which contains ambiguous words. This indicates that text-based models are very good at handling most ambiguity when trained on large data.

We report the difference between the multimodal models and the unimodal model on rows 1-4 of Table 6. The selective attention model with cropped image feature outperformed the text-only model by 0.87 BLEU on average on the test set. While multimodal transformer architecture performed competitively with the text-only baseline in some subsets, the overall results were lower than that of the selective attention model on both the challenge and test sets as depicted in Table 5. We observe that using only cropped image features has only a positive effect on the evaluation set (row 1) on low noise settings. Similarly, the cropped image features have a higher positive impact on the Malayalam test

Table 8. Comparison of using Random Images vs. UNMT under noisy setup

| Architecture | Image Feat | Noise | Hindi | | Bengali | | Malayalam | | Average | |
|--------------|------------|-------|-------|-------|---------|-------|-----------|-------|---------|-------|
| | | | Eval | Chal | Eval | Chal | Eval | Chal | Eval | Chal |
| SelAttn | Crop | Low | 0.26 | -0.70 | 1.13 | -0.79 | 1.27 | -0.81 | 0.89 | -0.77 |
| SelAttn | Full | Low | -0.40 | -0.36 | -0.17 | -1.22 | -0.93 | -2.05 | -0.50 | -1.21 |
| MMtrans | Crop | Low | -0.69 | -0.32 | -0.18 | -0.49 | 0.48 | -0.08 | -0.13 | -0.30 |
| MMtrans | Full | Low | -0.79 | 0.12 | -0.72 | -1.41 | 1.01 | -0.60 | -0.16 | -0.63 |
| SelAttn | Crop | High | -0.24 | -0.25 | -0.32 | -0.82 | -0.51 | -1.29 | -0.36 | -0.78 |
| SelAttn | Full | High | 0.13 | -0.41 | 0.24 | -0.49 | 0.52 | -0.81 | 0.30 | -0.57 |

Green/Positive indicates that random images achieved better results than the unimodal model.

Table 9. Comparison of using Random Images vs. Actual Images under Noisy setup

| Architecture | Image Feat | Noise | Hindi | | Bengali | | Malayalam | | Average | |
|--------------|------------|-------|-------|-------|---------|-------|-----------|-------|---------|-------|
| | | | Eval | Chal | Eval | Chal | Eval | Chal | Eval | Chal |
| SelAttn | Crop | Low | -0.09 | 0.50 | -0.35 | 0.45 | 0.37 | 0.24 | -0.02 | 0.40 |
| SelAttn | Full | Low | -0.15 | 0.57 | 0.12 | 0.27 | 1.06 | 1.61 | 0.35 | 0.82 |
| MMtrans | Crop | Low | -0.09 | -0.08 | 0.00 | 0.02 | 0.30 | -0.60 | 0.07 | -0.22 |
| MMtrans | Full | Low | -0.44 | -0.26 | 0.30 | -0.14 | -0.80 | -0.34 | -0.32 | -0.25 |
| SelAttn | Crop | High | 0.31 | -0.26 | 0.21 | 0.04 | 0.24 | 0.10 | 0.26 | -0.04 |
| SelAttn | Full | High | -0.17 | -0.11 | 0.20 | 0.32 | -0.08 | 0.67 | -0.02 | 0.30 |

Green/Positive indicates that actual images achieved better results than random images.

set as well as a lesser overall negative impact than full images in multimodal transformer architecture. This suggests the superiority of cropped image features under low noise settings.


5.3 High Noisy Settings

Since the Multimodal Transformer model was unable to score the best results in any of the subsets in low-noise settings, we primarily focused on Selective Attention and text-only models. We report the results in Table 7 and the difference with respect to the unimodal model on rows 5-6 of Table 6. Here, using the cropped image was not found to be very effective compared to the text-based baseline. Selective Attention architecture with cropped images was able to beat the text-only baseline on only one test set out of six, where the BLEU improvement was only 0.07 points. Using visual features from the full image was more effective than using cropped image features. This is the opposite for Low Noise settings. This indicates that the model utilizes visual features more in high-noise settings.

5.4 Probing with Random Images

In the previous sections, it seems that the models can extract and use relevant information from images, namely cropped images under low-noise and full images under high-noise settings. However, we investigate if the contribution to the improvement of results actually comes from relevant information on the visual features. We perform probing by replacing one image with another randomly chosen image from the same dataset. We attempt to find out if doing so would affect the results negatively. However, we achieve similar results when we use random images during testing for low-noise settings. From Table 9, Selective Attention architecture with random images achieved similar results on the test set while getting -0.40 BLEU on the challenge set compared to actual images on cropped features. On the other hand, using random images on full images has a larger impact reducing BLEU by 0.35 and 0.82 on Test and Challenge

Multimodal Translation - Annotation Portal



Source : the characters are chinese Target: চরিত্রগুলি চীনা

Adequacy: Bad ▼

Fluency: Good ▼

Would you need image to translate this sentence? Not Reflected ▼

Submit

Fig. 4. Example of the Annotation Process; This example is obtained from the Challenge Subset of Bengali VG. It is to be noted that the reference is wrong since the image indicates that *character* refers to words in the banner. However, the reference is referring the word *character* to *protagonist* (of movies, stories, etc.)

subsets, respectively. This can be due to the fact that there is enough textual context to handle low noisy situations, as the text-only model performs well when fine-tuned on noised data. Similarly, for high-noise, the results are almost similar with respect to actual images. We compare the model with random features with respect to text-based baseline in Table 8 and found similar patterns as Table 6. This indicates that improvements that are achieved with actual images can be achieved with random images. This is indicative of the model utilizing the visual features as noise during training instead of using it as complementary useful information. Therefore, the image, in the form of noise, makes the model more robust and has minimal effects when correct images are not provided during inference.

5.5 Results and Observations

We attempt to find out if the dataset is context-aware enough to facilitate the models to learn from images and if the test sets are context-aware to truly influence the results if the models are able to generate image-aware translation. We build an annotation web portal to check the adequacy, fluency, and image awareness of the dataset by manual evaluation. We provide the annotators with the source, target, and image. We ask the annotator to rate adequacy and fluency on a scale of three - *good*, *medium*, and *bad*. Further, we ask the annotators if they think the image is needed to

Table 10. Details of annotation for quality and image awareness of the datasets

| Attribute | Rating | Challenge Set (%) | | Test Set (%) | | Train Set (%) | |
|---------------|---------------|-------------------|---------|--------------|---------|---------------|---------|
| | | Hindi | Bengali | Hindi | Bengali | Hindi | Bengali |
| Adequacy | Good | 82 | 74 | 92 | 88 | 86 | 64 |
| | Medium | 8 | 18 | 8 | 8 | 14 | 32 |
| | Bad | 10 | 8 | 0 | 4 | 0 | 4 |
| Fluency | Good | 86 | 74 | 80 | 72 | 62 | 48 |
| | Medium | 14 | 14 | 20 | 22 | 30 | 42 |
| | Bad | 0 | 12 | 0 | 6 | 8 | 10 |
| Need of Image | Yes | | 6 | | 0 | | 0 |
| | Maybe | | 4 | | 4 | | 10 |
| | No | | 84 | | 94 | | 90 |
| | Not Reflected | | 6 | | 2 | | 0 |

generate the translation. The answer should be *No* if they would translate it the same even if the image were absent. The answer should be *Yes* if they would have translated it differently or be in confusion without the availability of the image. The answer should be *maybe* when they would have translated similarly anyway, but the image helped to clear the confusion. Finally, the answer is *not reflected* when they believe that the translation could be better with the information from the image, but the same is not reflected in the reference.

We report our observations in Table 10. While the dataset is mostly fluent and adequate, usually, the source text is enough to translate it. In the train set, 90% of the examples do not require an image to translate correctly, while in 10%, it would have been somewhat helpful but can be translated without it. This prevents the models from getting proper training signals to use multimodal information effectively. In the challenge set of VisualGenome (VG) datasets, only 6% of the dataset would require the image to translate it, whereas 4% would have been somewhat helpful. This is 0% and 4% for the test set. There exist many examples where an image is necessary to translate a sentence. However, the reference does not reflect appropriate image-aware translation. This occurs in 6% and 2% of the examples in Challenge and Test sets, respectively. We generate this report on the first 50 examples of Train, Challenge, and Test Sets of Hindi VG and Bengal VG. This indicates that only a small percentage of examples require images for correct translation. However, the usage of examples that are difficult to translate would encourage the models to use visual features effectively, even when it is trained on a large uni-modal corpus. However, to the best of our knowledge, there are no such data publicly available.

5.6 Experimental Setup

We try to keep the hyper-parameters the same in every model for a fair comparison. We set the learning rate to 3×10^{-5} , which performed the best for the baseline model [60] during fine-tuning. We set warmup updates to 4000 and the initial learning rate to 10^{-7} with inverse Square root as the learning rate scheduler. Due to the small size of the dataset, we validate and save checkpoints at frequent intervals at multiples of 500 steps or the end of an epoch. We continue training with Early Stopping till validation loss does not improve for five consecutive checkpoints. We use *Label Smoothed Cross Entropy* as the loss function and set 0.1 as the *smoothing_value*. We set the *batch_size* to 256 tokens and *update_frequency* to 2. Effectively, this makes the *batch_size* of 512 tokens per step. We use a single GeForce RTX 2080 Ti with 11 GB GPU RAM. We use Ubuntu 18.04.1 LTS x86_64 for all our experiments. We perform memory-efficient FLOP16 training and use the fairseq [49] library for our implementations. We set 42 as the *random_seed* and 0.7 as the *keeping_probability* of dropout. During testing, we used beam search with a *beam_width* of 5.

6 CONCLUSION

Multimodal NMT can be useful in translating social media content. Previous works suggest that multimodal models generate better translation compared to unimodal NMT. It does not always hold true, specifically when the NMT model is trained on a large corpus. We observe that images are often redundant. We show that two well-known MMT models could not consistently outperform a strong text-based baseline. We have seen that the visual context is valuable when the source text is noisy. Experimentally, the cropped image features achieved the best results in low-noise settings, and full image features attained the best performance in high-noise settings. This indicates that the impact of visual features increases with an increment in the source text’s noise level. However, we found that the improvements were not due to useful information from the images, as we achieved similar results with random image features. We show that the models need to use images more effectively, even when noise is introduced in the text, making it less adequate. This could be changed with the usage of datasets where the image is necessary, enabling models to learn to use visual features effectively. In the future, we would like to explore the effectiveness of multilingual multimodal NMT for some other languages and datasets under noisy settings.

REFERENCES

- [1] Ramakrishna Appicharla, Baban Gain, Santanu Pal, and Asif Ekbal. 2023. A Case Study on Context Encoding in Multi-Encoder based Document-Level Neural Machine Translation. arXiv:2308.06063 [cs.CL]
- [2] Yonatan Belinkov and Yonatan Bisk. 2018. Synthetic and Natural Noise Both Break Neural Machine Translation. arXiv:1711.02173 [cs.CL]
- [3] Alexandre Berard, Ioan Calapodescu, and Claude Roux. 2019. Naver Labs Europe’s Systems for the WMT19 Machine Translation Robustness Task. In *Proceedings of the Fourth Conference on Machine Translation (Volume 2: Shared Task Papers, Day 1)*. Association for Computational Linguistics, Florence, Italy, 526–532. <https://doi.org/10.18653/v1/W19-5361>
- [4] Paritosh Bisht and Arun Solanki. 2022. Exploring Practical Deep Learning Approaches for English-to-Hindi Image Caption Translation Using Transformers and Object Detectors. In *Applications of Artificial Intelligence and Machine Learning*, Bhuvan Unhelker, Hari Mohan Pandey, and Gaurav Raj (Eds.). Springer Nature Singapore, Singapore, 47–60.
- [5] Ozan Caglayan, Walid Aransa, Yaxing Wang, Marc Masana, Mercedes Garcia-Martínez, Fethi Bougares, Loïc Barrault, and Joost van de Weijer. 2016. Does Multimodality Help Human and Machine for Translation and Image Captioning?. In *Proceedings of the First Conference on Machine Translation: Volume 2, Shared Task Papers*. Association for Computational Linguistics, Berlin, Germany, 627–633. <https://doi.org/10.18653/v1/W16-2358>
- [6] Ozan Caglayan, Pranava Madhyastha, Lucia Specia, and Loïc Barrault. 2019. Probing the Need for Visual Context in Multimodal Machine Translation. In *Proceedings of the 2019 Conference of the North American Chapter of the Association for Computational Linguistics: Human Language Technologies, Volume 1 (Long and Short Papers)*. Association for Computational Linguistics, Minneapolis, Minnesota, 4159–4170. <https://doi.org/10.18653/v1/N19-1422>
- [7] Iacer Calixto and Qun Liu. 2017. Incorporating Global Visual Features into Attention-based Neural Machine Translation.. In *Proceedings of the 2017 Conference on Empirical Methods in Natural Language Processing*. Association for Computational Linguistics, Copenhagen, Denmark, 992–1003. <https://doi.org/10.18653/v1/D17-1105>
- [8] Iacer Calixto, Qun Liu, and Nick Campbell. 2017. Doubly-Attentive Decoder for Multi-modal Neural Machine Translation. In *Proceedings of the 55th Annual Meeting of the Association for Computational Linguistics (Volume 1: Long Papers)*. Association for Computational Linguistics, Vancouver, Canada, 1913–1924. <https://doi.org/10.18653/v1/P17-1175>
- [9] Iacer Calixto, Miguel Rios, and Wilker Aziz. 2019. Latent Variable Model for Multi-modal Translation. In *Proceedings of the 57th Annual Meeting of the Association for Computational Linguistics*. Association for Computational Linguistics, Florence, Italy, 6392–6405. <https://doi.org/10.18653/v1/P19-1642>
- [10] Bharathi Raja Chakravarthi, Ruba Priyadharshini, Bernardo Stearns, Arun Jayapal, Sridevy S, Mihael Arcan, Manel Zarrouk, and John P McCrae. 2019. Multilingual Multimodal Machine Translation for Dravidian Languages utilizing Phonetic Transcription. In *Proceedings of the 2nd Workshop on Technologies for MT of Low Resource Languages*. European Association for Machine Translation, Dublin, Ireland, 56–63. <https://aclanthology.org/W19-6809>
- [11] Yong Cheng, Lu Jiang, and Wolfgang Macherey. 2019. Robust Neural Machine Translation with Doubly Adversarial Inputs. In *Proceedings of the 57th Annual Meeting of the Association for Computational Linguistics*. Association for Computational Linguistics, Florence, Italy, 4324–4333. <https://doi.org/10.18653/v1/P19-1425>
- [12] Yong Cheng, Zhaopeng Tu, Fandong Meng, Junjie Zhai, and Yang Liu. 2018. Towards Robust Neural Machine Translation. In *Proceedings of the 56th Annual Meeting of the Association for Computational Linguistics (Volume 1: Long Papers)*. Association for Computational Linguistics, Melbourne, Australia, 1756–1766. <https://doi.org/10.18653/v1/P18-1163>
- [13] Bernard Comrie. 2009. *The world’s major languages*. Routledge.

- [14] Raj Dabre and Eiichiro Sumita. 2019. NICT’s Supervised Neural Machine Translation Systems for the WMT19 Translation Robustness Task. In *Proceedings of the Fourth Conference on Machine Translation (Volume 2: Shared Task Papers, Day 1)*. Association for Computational Linguistics, Florence, Italy, 533–536. <https://doi.org/10.18653/v1/W19-5362>
- [15] Koel Dutta Chowdhury, Mohammed Hasanuzzaman, and Qun Liu. 2018. Multimodal Neural Machine Translation for Low-resource Language Pairs using Synthetic Data. In *Proceedings of the Workshop on Deep Learning Approaches for Low-Resource NLP*. Association for Computational Linguistics, Melbourne, 33–42. <https://doi.org/10.18653/v1/W18-3405>
- [16] Desmond Elliott and Ákos Kádár. 2017. Imagination Improves Multimodal Translation. In *Proceedings of the Eighth International Joint Conference on Natural Language Processing (Volume 1: Long Papers)*. Asian Federation of Natural Language Processing, Taipei, Taiwan, 130–141. <https://aclanthology.org/I17-1014>
- [17] Patrick Fernandes, Kayo Yin, Emmy Liu, André Martins, and Graham Neubig. 2023. When Does Translation Require Context? A Data-driven, Multilingual Exploration. In *Proceedings of the 61st Annual Meeting of the Association for Computational Linguistics (Volume 1: Long Papers)*. Association for Computational Linguistics, Toronto, Canada, 606–626. <https://aclanthology.org/2023.acl-long.36>
- [18] Baban Gain, Ramakrishna Appicharla, Soumya Chennabasavaraj, Nikesh Garera, Asif Ekbal, and Muthusamy Chelliah. 2022. Investigating Effectiveness of Multi-Encoder for Conversational Neural Machine Translation. In *Proceedings of the Seventh Conference on Machine Translation (WMT)*. Association for Computational Linguistics, Abu Dhabi, United Arab Emirates (Hybrid), 949–954. <https://aclanthology.org/2022.wmt-1.90>
- [19] Baban Gain, Ramakrishna Appicharla, Soumya Chennabasavaraj, Nikesh Garera, Asif Ekbal, and Muthusamy Chelliah. 2022. Low Resource Chat Translation: A Benchmark for Hindi–English Language Pair. In *Proceedings of the 15th biennial conference of the Association for Machine Translation in the Americas (Volume 1: Research Track)*. Association for Machine Translation in the Americas, Orlando, USA, 83–96. <https://aclanthology.org/2022.amta-research.7>
- [20] Baban Gain, Dibyanayan Bandyopadhyay, and Asif Ekbal. 2021. Experiences of Adapting Multimodal Machine Translation Techniques for Hindi. In *Proceedings of the First Workshop on Multimodal Machine Translation for Low Resource Languages (MMLRL 2021)*. INCOMA Ltd., Online (Virtual Mode), 40–44. <https://aclanthology.org/2021.mmlrl-1.7>
- [21] Baban Gain, Dibyanayan Bandyopadhyay, and Asif Ekbal. 2021. IITP at WAT 2021: System description for English-Hindi Multimodal Translation Task. In *Proceedings of the 8th Workshop on Asian Translation (WAT2021)*. Association for Computational Linguistics, Online, 161–165. <https://doi.org/10.18653/v1/2021.wat-1.18>
- [22] Baban Gain, Rejwanul Haque, and Asif Ekbal. 2021. Not All Contexts are Important: The Impact of Effective Context in Conversational Neural Machine Translation. In *2021 International Joint Conference on Neural Networks (IJCNN)*. 1–8. <https://doi.org/10.1109/IJCNN52387.2021.9534444>
- [23] Stig-Arne Grönroos, Benoit Huet, Mikko Kurimo, Jorma Laaksonen, Bernard Merialdo, Phu Pham, Mats Sjöberg, Umut Sulubacak, Jörg Tiedemann, Raphael Troncy, and Raúl Vázquez. 2018. The MeMAD Submission to the WMT18 Multimodal Translation Task. In *Proceedings of the Third Conference on Machine Translation: Shared Task Papers*. Association for Computational Linguistics, Belgium, Brussels, 603–611. <https://doi.org/10.18653/v1/W18-6439>
- [24] Kshitij Gupta, Devansh Gautam, and Radhika Mamidi. 2021. ViTA: Visual-Linguistic Translation by Aligning Object Tags. In *Proceedings of the 8th Workshop on Asian Translation (WAT2021)*. Association for Computational Linguistics, Online, 166–173. <https://doi.org/10.18653/v1/2021.wat-1.19>
- [25] Kaiming He, Xiangyu Zhang, Shaoqing Ren, and Jian Sun. 2015. Deep Residual Learning for Image Recognition. arXiv:1512.03385 [cs.CV]
- [26] Jindřich Helcl, Jindřich Libovický, and Martin Popel. 2019. CUNI System for the WMT19 Robustness Task. In *Proceedings of the Fourth Conference on Machine Translation (Volume 2: Shared Task Papers, Day 1)*. Association for Computational Linguistics, Florence, Italy, 539–543. <https://doi.org/10.18653/v1/W19-5364>
- [27] Po-Yao Huang, Frederick Liu, Sz-Rung Shiang, Jean Oh, and Chris Dyer. 2016. Attention-based Multimodal Neural Machine Translation. In *Proceedings of the First Conference on Machine Translation: Volume 2, Shared Task Papers*. Association for Computational Linguistics, Berlin, Germany, 639–645. <https://doi.org/10.18653/v1/W16-2360>
- [28] Julia Ive, Pranava Madhyastha, and Lucia Specia. 2019. Distilling Translations with Visual Awareness. In *Proceedings of the 57th Annual Meeting of the Association for Computational Linguistics*. Association for Computational Linguistics, Florence, Italy, 6525–6538. <https://doi.org/10.18653/v1/P19-1653>
- [29] Vladimir Karpukhin, Omer Levy, Jacob Eisenstein, and Marjan Ghazvininejad. 2019. Training on Synthetic Noise Improves Robustness to Natural Noise in Machine Translation. In *Proceedings of the 5th Workshop on Noisy User-generated Text (W-NUT 2019)*. Association for Computational Linguistics, Hong Kong, China, 42–47. <https://doi.org/10.18653/v1/D19-5506>
- [30] Huda Khayrallah and Philipp Koehn. 2018. On the Impact of Various Types of Noise on Neural Machine Translation. In *Proceedings of the 2nd Workshop on Neural Machine Translation and Generation*. Association for Computational Linguistics, Melbourne, Australia, 74–83. <https://doi.org/10.18653/v1/W18-2709>
- [31] Vanlalmuangsangi Khenglawt, Sahinur Rahman Laskar, Riyanka Manna, Partha Pakray, and Ajoy Kumar Khan. 2022. Mizo Visual Genome 1.0 : A Dataset for English-Mizo Multimodal Neural Machine Translation. In *2022 IEEE Silchar Subsection Conference (SILCON)*. 1–6. <https://doi.org/10.1109/SILCON55242.2022.10028882>
- [32] Alexander Kolesnikov, Alexey Dosovitskiy, Dirk Weissenborn, Georg Heigold, Jakob Uszkoreit, Lucas Beyer, Matthias Minderer, Mostafa Dehghani, Neil Houlsby, Sylvain Gelly, Thomas Unterthiner, and Xiaohua Zhai. 2021. An Image is Worth 16x16 Words: Transformers for Image Recognition at Scale.
- [33] Anoop Kunchukuttan. 2020. The IndicNLP Library. https://github.com/anoopkunchukuttan/indic_nlp_library/blob/master/docs/indicnlp.pdf.

- [34] Anoop Kunchukuttan, Pratik Mehta, and Pushpak Bhattacharyya. 2018. The IIT Bombay English-Hindi Parallel Corpus. In *Proceedings of the Eleventh International Conference on Language Resources and Evaluation (LREC 2018)*. European Language Resources Association (ELRA), Miyazaki, Japan. <https://aclanthology.org/L18-1548>
- [35] Candy Lalrempuui, Badal Soni, and Partha Pakray. 2021. An Improved English-to-Mizo Neural Machine Translation. *ACM Trans. Asian Low-Resour. Lang. Inf. Process.* 20, 4, Article 61 (may 2021), 21 pages. <https://doi.org/10.1145/3445974>
- [36] Sahinur Rahman Laskar, Pankaj Dadure, Riyanka Manna, Partha Pakray, and Sivaji Bandyopadhyay. 2022. English to Bengali Multimodal Neural Machine Translation using Transliteration-based Phrase Pairs Augmentation. In *Proceedings of the 9th Workshop on Asian Translation*. International Conference on Computational Linguistics, Gyeongju, Republic of Korea, 111–116. <https://aclanthology.org/2022.wat-1.14>
- [37] Sahinur Rahman Laskar, Abdullah Faiz Ur Rahman Khilji, Darsh Kaushik, Partha Pakray, and Sivaji Bandyopadhyay. 2021. Improved English to Hindi Multimodal Neural Machine Translation. In *Proceedings of the 8th Workshop on Asian Translation (WAT2021)*. Association for Computational Linguistics, Online, 155–160. <https://doi.org/10.18653/v1/2021.wat-1.17>
- [38] Sahinur Rahman Laskar, Abdullah Faiz Ur Rahman Khilji, Partha Pakray, and Sivaji Bandyopadhyay. 2020. Multimodal Neural Machine Translation for English to Hindi. In *Proceedings of the 7th Workshop on Asian Translation*. Association for Computational Linguistics, Suzhou, China, 109–113. <https://aclanthology.org/2020.wat-1.11>
- [39] Sahinur Rahman Laskar, Bishwaraj Paul, Partha Pakray, and Sivaji Bandyopadhyay. 2023. English-Assamese Multimodal Neural Machine Translation using Transliteration-based Phrase Augmentation Approach. *Procedia Computer Science* 218 (2023), 979–988. <https://doi.org/10.1016/j.procs.2023.01.078> International Conference on Machine Learning and Data Engineering.
- [40] Sahinur Rahman Laskar, Bishwaraj Paul, Siddharth Paudwal, Pranjit Gautam, Nirmita Biswas, and Partha Pakray. 2021. Multimodal Neural Machine Translation for English–Assamese Pair. In *2021 International Conference on Computational Performance Evaluation (ComPE)*. 387–392. <https://doi.org/10.1109/ComPE53109.2021.9752181>
- [41] Sahinur Rahman Laskar, Rahul Singh, Md Faizal Karim, Riyanka Manna, Partha Pakray, and Sivaji Bandyopadhyay. 2022. Investigation of English to Hindi Multimodal Neural Machine Translation using Transliteration-based Phrase Pairs Augmentation. In *Proceedings of the 9th Workshop on Asian Translation*. International Conference on Computational Linguistics, Gyeongju, Republic of Korea, 117–122. <https://aclanthology.org/2022.wat-1.15>
- [42] Sahinur Rahman Laskar, Rohit Pratap Singh, Partha Pakray, and Sivaji Bandyopadhyay. 2019. English to Hindi Multi-modal Neural Machine Translation and Hindi Image Captioning. In *Proceedings of the 6th Workshop on Asian Translation*. Association for Computational Linguistics, Hong Kong, China, 62–67. <https://doi.org/10.18653/v1/D19-5205>
- [43] Bei Li, Hui Liu, Ziyang Wang, Yufan Jiang, Tong Xiao, Jingbo Zhu, Tongran Liu, and Changliang Li. 2020. Does Multi-Encoder Help? A Case Study on Context-Aware Neural Machine Translation. In *Proceedings of the 58th Annual Meeting of the Association for Computational Linguistics*. Association for Computational Linguistics, Online, 3512–3518. <https://doi.org/10.18653/v1/2020.acl-main.322>
- [44] Bei Li, Chuanhao Lv, Zefan Zhou, Tao Zhou, Tong Xiao, Anxiang Ma, and Jingbo Zhu. 2022. On Vision Features in Multimodal Machine Translation. In *Proceedings of the 60th Annual Meeting of the Association for Computational Linguistics (Volume 1: Long Papers)*. Association for Computational Linguistics, Dublin, Ireland, 6327–6337. <https://doi.org/10.18653/v1/2022.acl-long.438>
- [45] Marco Lui and Timothy Baldwin. 2012. langid.py: An Off-the-shelf Language Identification Tool. In *Proceedings of the ACL 2012 System Demonstrations*. Association for Computational Linguistics, Jeju Island, Korea, 25–30. <https://aclanthology.org/P12-3005>
- [46] Loitongbam Sanayai Meetei, Salam Michael Singh, Alok Singh, Ringki Das, Thoudam Doren Singh, and Sivaji Bandyopadhyay. 2023. Hindi to English Multimodal Machine Translation on News Dataset in Low Resource Setting. *Procedia Computer Science* 218 (2023), 2102–2109. <https://doi.org/10.1016/j.procs.2023.01.186> International Conference on Machine Learning and Data Engineering.
- [47] Lesly Miculicich, Dhananjay Ram, Nikolaos Pappas, and James Henderson. 2018. Document-Level Neural Machine Translation with Hierarchical Attention Networks. In *Proceedings of the 2018 Conference on Empirical Methods in Natural Language Processing*. Association for Computational Linguistics, Brussels, Belgium, 2947–2954. <https://doi.org/10.18653/v1/D18-1325>
- [48] Franz Josef Och and Hermann Ney. 2003. A Systematic Comparison of Various Statistical Alignment Models. *Computational Linguistics* 29, 1 (2003), 19–51.
- [49] Myle Ott, Sergey Edunov, Alexei Baevski, Angela Fan, Sam Gross, Nathan Ng, David Grangier, and Michael Auli. 2019. fairseq: A Fast, Extensible Toolkit for Sequence Modeling. In *Proceedings of the 2019 Conference of the North American Chapter of the Association for Computational Linguistics (Demonstrations)*. Association for Computational Linguistics, Minneapolis, Minnesota, 48–53. <https://doi.org/10.18653/v1/N19-4009>
- [50] Kishore Papineni, Salim Roukos, Todd Ward, and Wei-Jing Zhu. 2002. Bleu: a Method for Automatic Evaluation of Machine Translation. In *Proceedings of the 40th Annual Meeting of the Association for Computational Linguistics*. Association for Computational Linguistics, Philadelphia, Pennsylvania, USA, 311–318. <https://doi.org/10.3115/1073083.1073135>
- [51] Shantipriya Parida and Ondřej Bojar. 2021. Malayalam Visual Genome 1.0. <http://hdl.handle.net/11234/1-3533> LINDAT/CLARIAH-CZ digital library at the Institute of Formal and Applied Linguistics (ÚFAL), Faculty of Mathematics and Physics, Charles University.
- [52] Shantipriya Parida, Ondřej Bojar, and Satya Ranjan Dash. 2019. Hindi Visual Genome: A Dataset for Multimodal English-to-Hindi Machine Translation. *Computación y Sistemas* 23, 4 (2019), 1499–1505. Presented at CICLing 2019, La Rochelle, France.
- [53] Shantipriya Parida, Ondřej Bojar, and Petr Motlíček. 2019. Idiap NMT System for WAT 2019 Multimodal Translation Task. In *Proceedings of the 6th Workshop on Asian Translation*. Association for Computational Linguistics, Hong Kong, China, 175–180. <https://doi.org/10.18653/v1/D19-5223>
- [54] Shantipriya Parida, Subhadarshi Panda, Satya Prakash Biswal, Ketan Kotwal, Arghyadeep Sen, Satya Ranjan Dash, and Petr Motlíček. 2021. Multimodal Neural Machine Translation System for English to Bengali. In *Proceedings of the First Workshop on Multimodal Machine Translation for*

- Low Resource Languages (MMTLL 2021)*. INCOMA Ltd., Online (Virtual Mode), 31–39. <https://aclanthology.org/2021.mmtll-1.6>
- [55] Shantipriya Parida, Subhadarshi Panda, Stig-Arne Grönroos, Mark Granroth-Wilding, and Mika Koistinen. 2022. Silo NLP’s Participation at WAT2022. In *Proceedings of the 9th Workshop on Asian Translation*. International Conference on Computational Linguistics, Gyeongju, Republic of Korea, 99–105. <https://aclanthology.org/2022.wat-1.12>
- [56] Peyman Passban, Puneeth Saladi, and Qun Liu. 2021. Revisiting Robust Neural Machine Translation: A Transformer Case Study. In *Findings of the Association for Computational Linguistics: EMNLP 2021*. Association for Computational Linguistics, Punta Cana, Dominican Republic, 3831–3840. <https://doi.org/10.18653/v1/2021.findings-emnlp.323>
- [57] Amarnath Pathak, Partha Pakray, and Jereemi Benthams. 2018. English–Mizo Machine Translation using neural and statistical approaches. *Neural Computing and Applications* (2018), 1–17.
- [58] Maja Popović. 2015. chrF: character n-gram F-score for automatic MT evaluation. In *Proceedings of the Tenth Workshop on Statistical Machine Translation*. Association for Computational Linguistics, Lisbon, Portugal, 392–395. <https://doi.org/10.18653/v1/W15-3049>
- [59] Maja Popović. 2016. chrF deconstructed: beta parameters and n-gram weights. In *Proceedings of the First Conference on Machine Translation: Volume 2, Shared Task Papers*. Association for Computational Linguistics, Berlin, Germany, 499–504. <https://doi.org/10.18653/v1/W16-2341>
- [60] Gowtham Ramesh, Sumanth Doddapaneni, Aravindh Bheemaraj, Mayank Jobanputra, Raghavan AK, Ajitesh Sharma, Sujit Sahoo, Harshita Diddee, Mahalakshmi J, Divyanshu Kakwani, Navneet Kumar, Aswin Pradeep, Srihari Nagaraj, Kumar Deepak, Vivek Raghavan, Anoop Kunchukuttan, Pratyush Kumar, and Mitesh Shantadevi Khapra. 2022. Samanantar: The Largest Publicly Available Parallel Corpora Collection for 11 Indic Languages. *Transactions of the Association for Computational Linguistics* 10 (2022), 145–162. https://doi.org/10.1162/tacl_a_00452
- [61] Loitongbam Sanayai Meetei, Thoudam Doren Singh, and Sivaji Bandyopadhyay. 2019. WAT2019: English-Hindi Translation on Hindi Visual Genome Dataset. In *Proceedings of the 6th Workshop on Asian Translation*. Association for Computational Linguistics, Hong Kong, China, 181–188. <https://doi.org/10.18653/v1/D19-5224>
- [62] Arghyadeep Sen, Shantipriya Parida, Ketan Kotwal, Subhadarshi Panda, Ondřej Bojar, and Satya Ranjan Dash. 2022. Bengali Visual Genome: A Multimodal Dataset for Machine Translation and Image Captioning. In *Intelligent Data Engineering and Analytics*. Springer, 63–70.
- [63] Xiayang Shi and Zhenqiang Yu. 2022. Adding Visual Information to Improve Multimodal Machine Translation for Low-Resource Language. *Mathematical Problems in Engineering* 2022 (2022).
- [64] Karen Simonyan and Andrew Zisserman. 2014. Very Deep Convolutional Networks for Large-Scale Image Recognition. <https://doi.org/10.48550/ARXIV.1409.1556>
- [65] Salam Michael Singh, Loitongbam Sanayai Meetei, Thoudam Doren Singh, and Sivaji Bandyopadhyay. 2021. Multiple Captions Embellished Multilingual Multi-Modal Neural Machine Translation. In *Proceedings of the First Workshop on Multimodal Machine Translation for Low Resource Languages (MMTLL 2021)*. INCOMA Ltd., Online (Virtual Mode), 2–11. <https://aclanthology.org/2021.mmtll-1.2>
- [66] Matthew Snover, Bonnie Dorr, Rich Schwartz, Linnea Micciulla, and John Makhoul. 2006. A Study of Translation Edit Rate with Targeted Human Annotation. In *Proceedings of the 7th Conference of the Association for Machine Translation in the Americas: Technical Papers*. Association for Machine Translation in the Americas, Cambridge, Massachusetts, USA, 223–231. <https://aclanthology.org/2006.amta-papers.25>
- [67] Matthias Sperber, Jan Niehues, and Alex Waibel. 2017. Toward Robust Neural Machine Translation for Noisy Input Sequences. In *Proceedings of the 14th International Conference on Spoken Language Translation*. International Workshop on Spoken Language Translation, Tokyo, Japan, 90–96. <https://aclanthology.org/2017.iwslt-1.13>
- [68] Zaitinkhuma Thihlum, Vanlalmuansangi Khenglawt, and Somen Debnath. 2020. Machine Translation of English Language to Mizo Language. In *2020 IEEE International Conference on Cloud Computing in Emerging Markets (CCEM)*. 92–97. <https://doi.org/10.1109/CCEM50674.2020.00028>
- [69] Jörg Tiedemann and Yves Scherrer. 2017. Neural Machine Translation with Extended Context. In *Proceedings of the Third Workshop on Discourse in Machine Translation*. Association for Computational Linguistics, Copenhagen, Denmark, 82–92. <https://doi.org/10.18653/v1/W17-4811>
- [70] Ashish Vaswani, Noam Shazeer, Niki Parmar, Jakob Uszkoreit, Llion Jones, Aidan N Gomez, Łukasz Kaiser, and Illia Polosukhin. 2017. Attention is All you Need. In *Advances in Neural Information Processing Systems*, I. Guyon, U. Von Luxburg, S. Bengio, H. Wallach, R. Fergus, S. Vishwanathan, and R. Garnett (Eds.), Vol. 30. Curran Associates, Inc. https://proceedings.neurips.cc/paper_files/paper/2017/file/3f5ee243547dee91fbd053c1c4a845aa-Paper.pdf
- [71] Ashish Vaswani, Noam Shazeer, Niki Parmar, Jakob Uszkoreit, Llion Jones, Aidan N Gomez, Łukasz Kaiser, and Illia Polosukhin. 2017. Attention is All you Need. In *Advances in Neural Information Processing Systems*, I. Guyon, U. Von Luxburg, S. Bengio, H. Wallach, R. Fergus, S. Vishwanathan, and R. Garnett (Eds.), Vol. 30. Curran Associates, Inc. <https://proceedings.neurips.cc/paper/2017/file/3f5ee243547dee91fbd053c1c4a845aa-Paper.pdf>
- [72] Pidong Wang and Hwee Tou Ng. 2013. A Beam-Search Decoder for Normalization of Social Media Text with Application to Machine Translation. In *Proceedings of the 2013 Conference of the North American Chapter of the Association for Computational Linguistics: Human Language Technologies*. Association for Computational Linguistics, Atlanta, Georgia, 471–481. <https://aclanthology.org/N13-1050>
- [73] Tao Wang, Chengqi Zhao, Mingxuan Wang, Lei Li, Hang Li, and Deyi Xiong. 2021. Secoco: Self-Correcting Encoding for Neural Machine Translation. In *Findings of the Association for Computational Linguistics: EMNLP 2021*. Association for Computational Linguistics, Punta Cana, Dominican Republic, 4639–4644. <https://doi.org/10.18653/v1/2021.findings-emnlp.396>
- [74] Ziang Xie, Sida I. Wang, Jiwei Li, Daniel Lévy, Aiming Nie, Dan Jurafsky, and Andrew Y. Ng. 2017. Data Noising as Smoothing in Neural Network Language Models. In *International Conference on Learning Representations*. <https://openreview.net/forum?id=H1VYHY9gg>
- [75] Shaowei Yao and Xiaojun Wan. 2020. Multimodal Transformer for Multimodal Machine Translation. In *Proceedings of the 58th Annual Meeting of the Association for Computational Linguistics*. Association for Computational Linguistics, Online, 4346–4350. <https://doi.org/10.18653/v1/2020.acl->

[main.400](#)

- [76] Yuting Zhao, Mamoru Komachi, Tomoyuki Kajiwara, and Chenhui Chu. 2022. Region-attentive multimodal neural machine translation. *Neurocomputing* 476 (2022), 1–13. <https://doi.org/10.1016/j.neucom.2021.12.076>
- [77] Mingyang Zhou, Runxiang Cheng, Yong Jae Lee, and Zhou Yu. 2018. A Visual Attention Grounding Neural Model for Multimodal Machine Translation. In *Proceedings of the 2018 Conference on Empirical Methods in Natural Language Processing*. Association for Computational Linguistics, Brussels, Belgium, 3643–3653. <https://doi.org/10.18653/v1/D18-1400>