

Breaking the Interference and Fading Gridlock in Backscatter Communications: State-of-the-Art, Design Challenges, and Future Directions

Bowen Gu, Dong Li, *Senior Member, IEEE*, Haiyang Ding, *Member, IEEE*,
Gongpu Wang, *Member, IEEE*, and Chintha Tellambura, *Fellow, IEEE*

Abstract—With the rapid advancement of the Internet of Things (IoT) and mobile communication technologies, a multitude of devices are becoming interconnected, marking the onset of an era where all things are connected. While this growth opens opportunities for novel products and applications, it also leads to increased energy demand and battery reliance in IoT devices, creating a significant bottleneck that hinders sustainable progress. Traditional energy harvesting (EH) techniques, although promising, face limitations such as insufficient efficiency, high costs, and practical constraints that impede widespread adoption. Backscatter communication (BackCom), a low-power and passive method, emerges as a promising solution to these challenges, directly addressing stranded energy impasse by reducing manufacturing costs and energy consumption in IoT devices. We perform an in-depth analysis of three primary BackCom architectures: Monostatic, Bistatic, and Ambient BackComs. In our exploration, we identify fundamental challenges, such as complex interference environments (including the direct-link interference and the mutual interference among tags) and double-path fading, which contribute to suboptimal performance in BackCom systems. This review aims to furnish a comprehensive examination of existing solutions designed to combat complex interference environments and double-path fading, offering insightful analysis and comparison to select effective strategies to address these challenges. We also delve into emerging trends and challenges in BackCom, forecasting potential paths for technological advancement and providing insights into navigating the intricate landscape of future communication needs. Our work provides researchers and engineers with a clear and comprehensive perspective, enabling them to better understand and creatively tackle the ongoing challenges in BackCom systems.

Index Terms—IoT, backscatter communication, performance enhancement, complex interference, double-path fading.

I. INTRODUCTION

A. IoT: Prospects and challenges

The recent surge in the development of the Internet of Things (IoT) and mobile communication technologies has

Bowen Gu and Dong Li are with the School of Computer Science and Engineering, Macau University of Science and Technology, Avenida Wai Long, Taipa, Macau 999078, China (e-mails: gubwww@163.com, dli@must.edu.mo).

Haiyang Ding is with the College of Information and Communication, National University of Defense Technology, Wuhan 430019, China (e-mail: dinghy2003@hotmail.com).

Gongpu Wang is with School of Computer and Information Technology, Beijing Jiaotong University, Beijing 100044, China (e-mail: gp-wang@bjtu.edu.cn).

Chintha Tellambura is with the Department of Electrical and Computer Engineering, University of Alberta, Edmonton, AB T6G 2R3, Canada (e-mail: ct4@ualberta.ca).



Fig. 1. The blueprint of IoT.

catalyzed a wide range of innovative products and applications which are tailored to users' diverse needs and preferences, as exhibited in Fig. 1. In particular, this burgeoning industry has seen an exponential increase in the number of connected devices, contributing to an ever-more interconnected world. Recent market studies [1] predict that the total number of connected IoT devices will reach 83 billion by 2024, a considerable jump from the 35 billion connections recorded in 2020. This upsurge indicates the deepening integration of smart technologies in various life aspects.

However, this proliferation is both a blessing and a curse. The energy requirements of some of these IoT devices are increasing proportionally with the numbers. Given that some devices in them are often deployed in remote or difficult-to-access areas, regular battery replacement or recharging is impractical, necessitating autonomous power sources. Furthermore, the use of traditional batteries contributes to operation and maintenance costs, and exacerbates the growing electronic waste problem [2]. Currently, the overall energy consumption of the information and communication technology (ICT) industry currently represents about 3% of global energy consumption and contributes approximately 3.7% of global



Fig. 2. The potential energy sources for EH.

greenhouse gas emissions [3]. Without effective interventions, these alarming statistics will likely rise in tandem with the expanding IoT ecosystem. This predicament accentuates the urgent need for innovative, cost-effective, and energy-efficient solutions to not only reduce the operational and maintenance costs implicated in the expanding IoT ecosystem, but also ensure long-term sustainability and mitigate the environmental harm of this technological revolution.

B. Conventional solutions and limitations

Energy harvesting (EH) technologies have emerged as potential solutions to the challenges of cost and emissions, attracting significant interest across various sectors [4]. Specifically, IoT devices can utilize various environmental energy sources, thereby reducing battery dependence, as shown in Fig. 2. To date, energy sources such as solar, geothermal, wind, radio frequency (RF), and bioenergy have been explored for EH. However, the efficiency of solar and wind energy is often affected by factors like fluctuating weather conditions and deployment location, resulting in inconsistent and unstable output. Similarly, the use of bioenergy and geothermal energy is usually restricted by specific conditions, limiting their widespread applicability. On the other hand, RF energy provides broad, continuous, and stable coverage, with a certain degree of controllability. Consequently, harvesting energy from RF signals using a rectifying antenna (rectenna) [5], a device designed to convert RF signals into electrical energy, has emerged as a promising solution, offering a reliable, flexible, and relatively easy-to-implement energy source for IoT devices.

Despite the potential of wireless EH technologies to prolong the lifespan of IoT devices and facilitate large-scale IoT deployments, they are not without challenges. The high energy consumption in active RF architectures and the inefficiencies of EH in IoT devices present significant obstacles. The energy

provided by existing RF sources often falls short of the energy requirements of IoT devices due to inherent inefficiencies in the EH process. Factors such as energy conversion efficiency limits, harvesting area, transmission distance, signal attenuation, and converter efficiency contribute to these inefficiencies. Additionally, the substantial energy consumption of active RF chains in IoT devices, evidenced in the continuous operation of RF transceivers, data processing, and communication protocols, exacerbates the disparity between harvested energy and energy required to maintain IoT device functionality.

Empirical data confirms that existing EH technologies can provide power levels of up to 1 mW, which is insufficient to meet the power requirements of conventional wireless communication technologies that often require tens of milliwatts, or even higher [6], [7]. Therefore, it is apparent that when juxtaposed with their overall energy consumption, the energy harvested by IoT devices is comparatively insignificant, resembling a drop in the ocean. This discrepancy serves as a significant bottleneck, potentially hindering further proliferation of IoT, particularly in the context of large-scale deployments.

C. Backscatter communication: A new hope

1) *The Concept of BackCom:* Backscatter Communication (BackCom), a groundbreaking technology that profoundly transforms the traditional IoT paradigm, holds the potential to address the persistent challenges in IoT communications. This approach replaces traditional IoT nodes with passive tags, devices that rely on the energy of incoming signals for their operation, essentially “scavenging” the energy from these signals, which eliminates the need for costly active RF components such as analog-to-digital converters (ADCs), power amplifiers, and local oscillators [8]–[10], as shown in Fig. 3. This has a profound effect on device design, substantially reducing both manufacturing costs and energy consumption, and thereby bringing energy demands down to the level of microwatts [11], [12]. Owing to its proficiency in low-power communications, BackCom has garnered substantial attention and interest since its inception.

2) *Architectures:* Over the years, concerted efforts have been made to advance BackCom and explore its associated technologies. Currently, the architectures for BackCom systems are typically classified into three categories: Monostatic BackCom (MoBC), Bistatic BackCom (BiBC), and Ambient BackCom (AmBC), as shown in Fig. 4.

Monostatic BackCom: This is the earliest and most mature form of BackCom, often exemplified by technologies such as RF identification (RFID). In a MoBC setup, the system consists of a tag and a dual-function reader that acts both as a power source (i.e., Tx) and an information receiver (i.e., Rx). The reader first generates an RF signal to activate the tag. The tag then modulates and backscatters the RF signal back to the reader.

In MoBC, it should be noted that the RF signal source and receiver are integrated into a single node. This results in certain challenges, including the round-trip path loss and the strong self-interference (SI), which can weaken the strength and quality of the modulated signal. Moreover, in MoBC

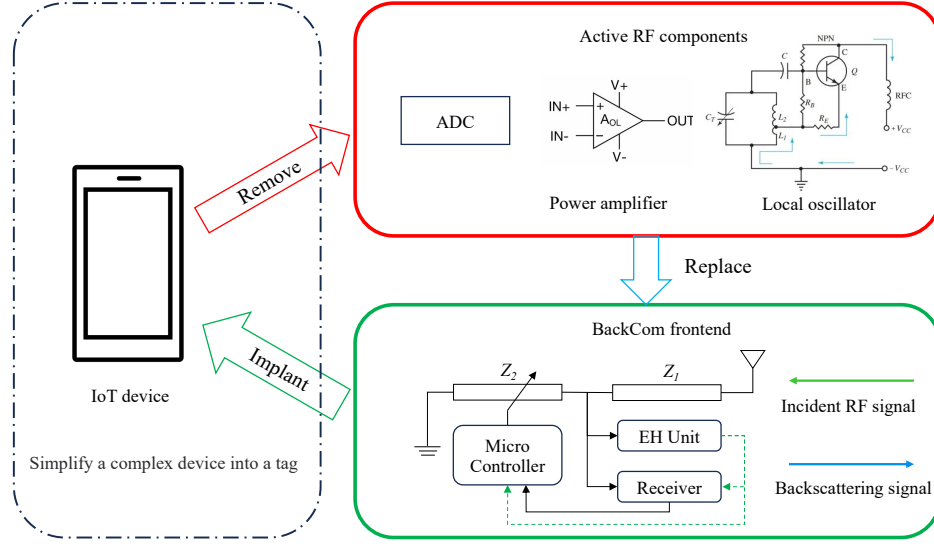


Fig. 3. The concept of BackCom.

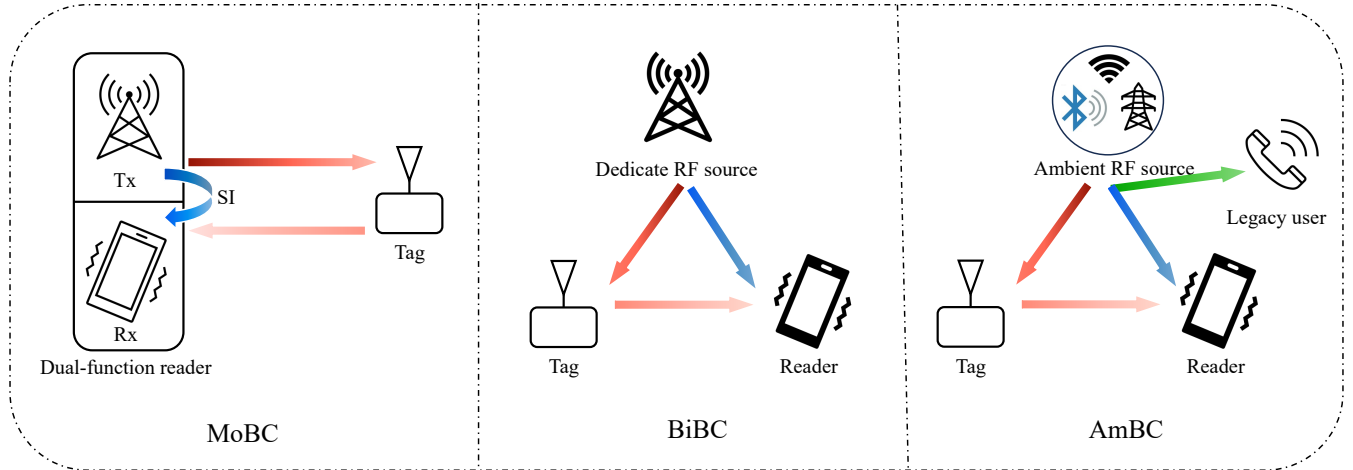


Fig. 4. The architectures of BackCom (Note: The arrow represents the direction of the link, and the gradient of color signifies the strength of the signal.).

systems, challenges may arise due to the near-far effect, which refers to the variable signal strength and quality depending on the distance between the tag and the reader. When the reader is located far from the tag, there is an increased risk of signal loss, a higher probability of energy outage, and a weakened backscattering signal strength.

Bistatic BackCom: BiBC presents a more refined protocol, designed to overcome certain inherent limitations associated with traditional MoBC [13], where the power source and the information receiver are physically separated, which can enhance flexibility, improve performance, and provide better control over signal propagation, thus reducing the round-trip path loss. Specifically, tags can leverage unmodulated RF signals from nearby power sources to harvest energy and transmit data. By doing so, even tags located far from the reader can maintain a sufficiently high signal strength and reduce the energy outage probability.

However, the deployment and maintenance of dedicated power sources in BiBC pose some challenges. First, popularizing BiBC requires additional cost and resource investment, including the selection of suitable equipment and considerations for installation and maintenance, which increase the overall cost of the system. Second, extreme environmental conditions pose another obstacle to its implementation. Complex terrain or harsh weather conditions can impact the reliability and stability of the system.

Ambient BackCom: AmBC is garnering attention for innovatively exploiting ubiquitous ambient RF signals from existing infrastructures, such as cellular base stations (BSs), TV towers, and Wi-Fi/Bluetooth access points. This approach circumvents the constraints and costs associated with deploying dedicated power sources, leading to significant cost and energy savings [8]. Furthermore, by utilizing existing ambient RF sources, the need for acquiring new frequency

TABLE I
THE RELATED ABBREVIATIONS IN THIS PAPER

Notation	Meaning	Notation	Meaning
AI	Artificial intelligence	ADC	Analog-to-digital converter
AmBC	Ambient BackCom	BackCom	Backscatter communication
BiBC	Bistatic BackCom	BS	Base station
BST	Backscatter Spike Train	CNN	Convolutional neural network
CP	Cyclic prefix	DCSK	Differential Chaos shift keying
DL	Direct link	DLI	Direct-link interference
DSSS	Direct sequence spread spectrum	EH	Energy harvesting
FDMA	Frequency division multiple access	FS	Frequency shift
GRU	Gated recurrent unit	ICT	Information and communication technology
IoT	Internet of Things	I/Q	In-phase or quadrature
LDPC	Low-Density Parity-Check	LF	Laissez-Faire
LSTM	Long Short-Term Memory	MI	Mutual interference
MIMO	Multiple input multiple output	MoBC	Monostatic BackCom
MS	Modulation silencing	MSEH	Multi-source energy harvesting
MSMA	Multiple subcarrier multiple access	NOMA	Non-orthogonal multiple access
OFDM	orthogonal frequency division multiplexing	OFG	One-Flip-Graph
OSIC	Opportunistic SIC	PC	Polarization conversion
QAM	Quadrature amplitude modulation	RF	Radio frequency
RFID	RF identification	RIS	Reconfigurable intelligent surface
RNN	Recurrent neural network	SDMA	Space division multiple access
SI	Self-interference	SIC	Successive interference cancellation
SINR	Signal-to-interference-plus-noise ratio	SNR	Signal-to-noise ratio
TDMA	Time division multiple access	TH-SS	Time-hopping spread spectrum
UAV	Unmanned aerial vehicle	WPCN	Wireless-powered communication network

spectra, obtaining licenses, and complying with regulatory requirements is eliminated. This makes the deployment of AmBC systems more accessible, faster, and more energy-efficient.

AmBC comes with its own set of challenges. On the one hand, the interference emanating from pre-existing or “legacy link” signals can directly and adversely impact the performance of AmBC systems. This can complicate the detection and decoding of backscattered signals at the reader due to the unpredictable parameters of ambient RF signals, such as power levels, phase, and timing. On the other hand, the availability of ambient RF sources can be unpredictable and uncontrollable, which presents challenges to the reliability of communication. Furthermore, the presence of backscattering signals from tags in AmBC systems may interfere with traditional/primary receivers, potentially impacting the performance of existing communication systems.

3) *Challenges in implementing BackCom:* Considering the diversity and complexity of wireless communication and IoT systems, it becomes apparent that no single BackCom architecture can successfully address all associated challenges. Each architecture presents its own set of unique benefits and constraints, shaped by the specific scenarios and requirements they cater to. One key challenge that pervades these architectures is the limited communication distance and low transmission rates.

A myriad of techniques, including modulation [14] and coding [15], along with spread spectrum communication tech-

nologies exemplified by Millimeter wave [16] and LoRa [17], have been proposed and explored to enhance the BackCom system performance. Despite these advancements, however, several fundamental issues leading to the suboptimal performance of BackCom systems persist. This includes dealing with a complex interference environment and a substantial reduction in transmission capability brought about by double-path fading.

D. Motivation and contribution

For the unhindered progress of BackCom, it is vital to free it from the specific constraints mentioned above, such as interference and fading. Notably, increased research efforts in this field have led to substantial advancements, embracing varied viewpoints and methodologies. This review gathers the significant contributions of many researchers to present an exhaustive understanding of present solutions, industrial accomplishments, and future opportunities concerning complex interference and double fading in BackCom systems. Existing reviews have already given a thorough overview of BackCom, clarifying its developmental path, functioning mechanisms, hardware structure, and applications across diverse areas. They have, to some degree, already demonstrated what BackCom is, how it works, and what it can be employed for. It is noted that, our analysis reveals a conspicuous lack of focused, comprehensive summaries of solutions addressing the interference and fading in BackCom systems. This gap emphasizes

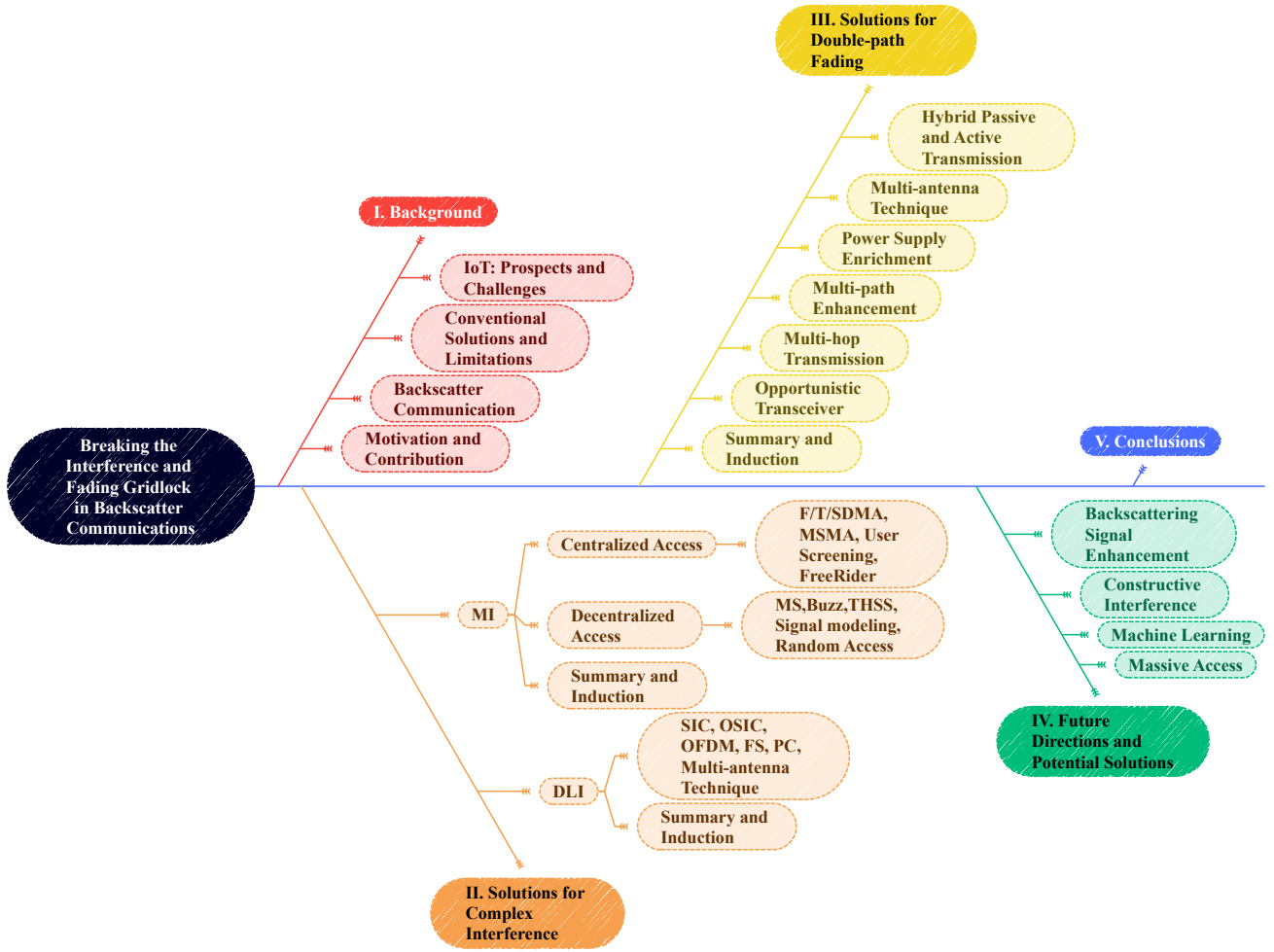


Fig. 5. The taxonomy of this survey.

a unique aspect not addressed in present reviews: how to implement BackCom more effectively. This identified shortfall emphasizes the pressing need for broader research and examination in this field, explicitly stressing innovative technological solutions and techniques. Therefore, the incentive for this review is to systematically scrutinize current solutions, with the goal of offering a lucid, all-inclusive viewpoint that aids researchers in comprehensively understanding and overcoming these challenges.

In a nutshell, our contribution can be summarized as follows:

- We systematically present the concepts, superiorities, and classifications of BackCom systems, delve deeply into the root causes of the strong interference and fading within them, and discuss the impacts they generate. By elucidating these technical challenges, we enable researchers and engineers to better understand and assess the conditions for implementing and applying BackCom.
- Next, we conduct a thorough investigation of existing solutions to the strong interference and fading issues in BackCom systems, respectively. Specifically, we have summarized and analyzed the current strategies from the perspectives of the direct-link interference (DLI), the

mutual interference (MI) between tags, and the double fading of backscatter links in BackCom systems. Our review provides both academic insights and industry strategies and progress, including a detailed look at technological innovations, serving as a valuable resource for researchers, engineers, and industry practitioners.

- Our review rigorously compiles, compares, and assesses existing solutions. We delve into and analyze the subtle technical differences, advantages, and disadvantages, as well as the practical implications of each method, thereby enabling researchers and engineers to wisely select strategies that best cater to their specific needs.
- Finally, we meticulously scrutinize existing research, identifying potential gaps in the field. We propose several innovative solutions and outline potential research trajectories and development trends for BackCom systems, connecting them with existing research trends. We hope our work can inspire new ideas and foster further advancements in this field.

E. Organization

The remainder of this survey initially outlines the rich state-of-the-art in addressing interference and fading within

BackCom systems, relying on authoritative citations and succinct summary tables. By delving deeply into fundamental principles and typical applications, we identify the critical knowledge gaps in existing solutions and critically assess the pros and cons of these methods as well as the trade-offs. This lays the groundwork for addressing open research questions while avoiding common pitfalls and emphasizing specific technological approaches and innovations.

To be more specific, the outline of this survey is shown in Fig. 5. First, Section I introduces the background, concept, and typical architectures of BackCom systems, equipping readers with a comprehensive background understanding. Following this, Section II details the main challenges in BackCom systems, precisely the types of complex interference, and thoroughly explores the existing countermeasures, including recent innovations and their implications. Section III further delves into the effects of double-path fading in BackCom systems and summarizes and analyzes the existing strategies for improving backscattering signals, highlighting both successes and limitations. Section IV outlines promising research directions for dealing with interference and fading in BackCom systems, offering insights through specific cases or actual applications that illustrate the practical utility of particular theories and methods. Finally, Section V concludes our research, synthesizing key findings, reflecting on the current state of the field, including technological advances, and providing thoughtful insights into future work. Table I contains a list of all related abbreviations.

II. THE SOLUTIONS FOR COMPLEX INTERFERENCE

The interference, often viewed as a common adversary in the field of wireless communication systems, has the potential to cause substantial degradation in performance. This holds particularly true for BackCom systems, where the complex interference can significantly hinder their optimal operation. There are two primary sources of the interference that pose significant challenges to BackCom systems, as shown in Fig. 6. Firstly, the potent direct-link (DL) signals from the power source or other external sources can cause the substantial interference when intersecting with the weak backscattered signal at the reader. Such DLI could potentially overshadow the desired signal, leading to a drastic drop in the BackCom system performance. Secondly, in BackCom systems employing multiple tags, the MI resulting from simultaneous transmissions becomes a significant concern, one that cannot be overlooked [18]. This issue becomes particularly problematic when backscattered signals possess similar strengths, thereby complicating their differentiation and further complicating interference scenarios. Therefore, managing and mitigating the interference effectively is vital to ensuring reliable and efficient communication in BackCom systems.

A. Direct-link interference

1) *Successive interference cancellation*: Given the critical importance of mitigating the DLI in BackCom systems, a variety of interference cancellation methods have been proposed and examined by researchers globally. Among the various

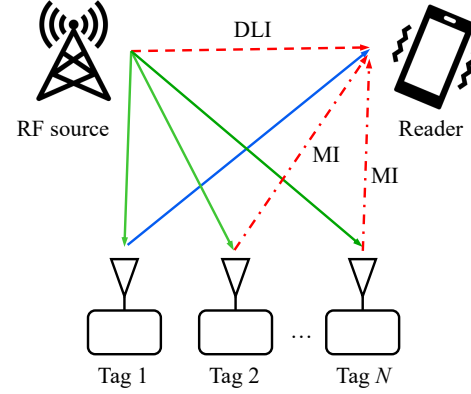


Fig. 6. The complex interference of BackCom.

techniques employed to tackle the DLI, one of the most prevalent is the successive interference cancellation (SIC), which has been widely adopted in BackCom systems [19]–[23] due to its effectiveness. However, it often grapples with inherent technical constraints, which can lead to the residual interference, potentially compromising its expected performance [22]. This, indeed, is a common limitation with SIC techniques.

Despite such challenges, SIC techniques are commonly employed in systems like MoBC and BiBC, where the characteristics of the RF carrier signal are known. However, achieving perfect cancellation remains an uphill task. The scenario gets even more complicated when dealing with AmBC due to the uncertainty of ambient RF signals. To address this challenge, a method such as the opportunistic SIC (OSIC) was explored and applied in [24]. This strategy operates by utilizing decoded signals at the receiver to reduce the residual interference, thereby enhancing the overall system performance. It is worth noting that the effectiveness of this strategy largely depends on the quality of decoded signals at the receiver, which can vary significantly in real-world scenarios.

Several sophisticated signal-processing architectures have been developed to enhance the effectiveness of SIC. For instance, one of the pioneering works in this domain is the low-noise carrier scheme presented by [25]. This innovative approach leverages a directional coupler to route the transmitted signal to a tunable reflector, which subsequently retransmits the signal to the receiver, effectively minimizing the carrier leakage and interference. In a similar vein, an alternate strategy introduced a front-end architecture [26]. Rooted in the principles of automatic gain control circuits and conventional phase-locked loops, this design utilizes gain and phase detectors to ascertain the logarithmic ratio and phase difference between the received and canceling signals. By doing so, it facilitates the effective DLI cancellation. Further, a periodic interference cancellation scheme [27] made use of sinusoidal RF carriers, meticulously devising carrier and coding mechanisms to precisely distinguish the desired signal from the interference. On the other hand, the interference cancellation through waveform design was achieved in [28], setting the symbol structure of the simple differential Chaos shift keying

TABLE II
THE SOLUTION SUMMARY FOR DLI IN BACKCOM

Principle	Solutions	References	Main advantages	Challenges
Interference Cancellation	SIC	[19]–[23]	Interference mitigation	Imperfect Interference cancellation
	OSIC	[24]	Less residual interference	Prior knowledge of the signal
	Hardware design	[25], [26]		Hardware dependence
	Waveform design	[27]–[29]		Waveform dependence
	OFDM	[30]–[33]		Excessive cancellation rounds
	Interference reconstruction	[34]		
	FS	[35]–[42]	Interference shifting	Interference-free spectrum
	PC	[43], [44]	Interference separation	Polarization matching
	Multi-antenna Reader	[45]–[49]	Directional interference beam	Hardware complexity, computation complexity

(DCSK) signal as the RF source. To suppress the interference and noise, a passive direct sequence spread spectrum (DSSS) technique shifted the generation and synchronization of the spreading code from the receiver to the gateway side [29]. Moreover, the use of orthogonal frequency division multiplexing (OFDM) has also proven to be instrumental in mitigating the DLI. An example worth mentioning includes the three all-digital architectures for OFDM backscatter communication introduced in [30]. These architectures harness RF switches and discrete loads to implement digitally controlled single-sideband OFDM backscatter modulators, providing a solid foundation for future theoretical research. Other strategies included exploiting the repetitive structure in the cyclic prefix (CP) of OFDM [31], [32] and a method involving partial spectrum shift for OFDM ambient signals [33]. Despite their innovative designs, these methods often heavily rely on the waveform of the carrier signal, limiting their effectiveness in specific application scenarios. To address this limitation, the work in [34] proposed a comprehensive signal processing operation that discriminates the interference signal from the desired one by reconstructing and subsequently canceling the DLI. This significant advancement signifies a crucial stride towards resolving the challenges imposed by the DLI in BackCom systems, thus paving the way for the exploration of other interference mitigation techniques.

2) *Frequency shift*: While SIC strategies offer promising solutions to mitigate the interference, other techniques such as frequency shift (FS), present alternative approaches worth exploring. Initially introduced in [35], FS has now garnered widespread recognition for its ability to effectively cancel the interference in BackCom systems as noted in representative works such as [36]–[42]. In this unique approach, each tag meticulously shifts its carrier signal to non-overlapping, adjacent frequency bands. This process leads to an effective segregation of the backscattered signal from the DL signal, thereby eliminating the possibility of the interference. However, FS

techniques come with their own trade-offs. Their reliance on the availability of “white space”, or interference-free spectrum, can lead to additional spectrum resource consumption and potentially compromise overall spectrum efficiency due to the segmented utilization of available bandwidth.

3) *Polarization conversion*: Given the potential of FS techniques, we now turn our attention to another compelling strategy. Polarization conversion (PC) has emerged as a novel technique to tackle the DLI in BackCom systems. This method hinges on the distinctive nature of electromagnetic waves and their ability to exist in various polarization states, including vertical, horizontal, and circular polarization. By dynamically switching between these states, PC-based approaches can effectively segregate the backscattered signals from the DLI, hence mitigating its impact. A prime example of this is the polarization-based reconfigurable antenna studied in [43]. This method operates by employing polarization switching to minimize the DLI. Nonetheless, the effectiveness of this approach is heavily reliant on the receiving antenna of the tag matching the ambient signal’s polarization. A potential solution to this issue is the dual-polarized receiving antenna designed in [44], which incorporates polarization conversion to eliminate the interference from the downlink and backscattered components.

4) *Multi-antenna technique*: As we venture further in our exploration of interference mitigation techniques, the use of multiple antennas at the reader or tag side has been explored as a viable means to improve the signal-to-interference-plus-noise ratio (SINR) in BackCom systems. Multi-antenna systems can employ techniques such as diversity reception, beamforming, and spatial multiplexing to enhance the system performance. In these scenarios, the spatially separated antennas can work collaboratively to enhance the desired signal and suppress the DLI. These techniques have demonstrated efficacy in recent studies, as noted in [45]–[49]. Employing multiple antennas at the reader end can not only mitigate the DLI effect but also

enhance the performance of BackCom systems. Techniques such as diversity gain and beamforming often come into play in these contexts. However, such methods typically demand sophisticated hardware configurations, limiting their applicability in settings where only a single antenna can be used.

5) *Summary*: Following an in-depth analysis of various solutions to the DLI in BackCom systems, we provide a summary table to offer readers a quick comparison of these strategies, delineating their types, references, advantages, and challenges. This summary not only emphasizes the uniqueness of each technique but also lays a solid foundation for further research and practical applications. Please refer to Table II.

B. Mutual interference

1) *Centralized access control*: As previously discussed, the FS technique, akin to Frequency division multiple access (FDMA), aims to reduce the MI from simultaneous multiple tag transmissions. It accomplishes this by allocating distinct frequency bands to the backscattered signals of each tag. However, the effectiveness of this method is directly dependent on the number of available frequency bands and the spectral efficiency of the system. Likewise, time division multiple access (TDMA) is another strategy frequently used in BackCom systems to ensure the interference-free communication between multiple tags [50]–[55]. By dividing the transmission period into discrete time slots, each tag has the opportunity to transmit its backscattered signals in a scheduled sequence. As a result, a tag transmits exclusively during its assigned slot while the others stay idle, thereby effectively preventing collisions and the MI. TDMA serves as a fundamental mechanism to bolster the flexibility and reliability of simultaneous communication within BackCom systems. Nonetheless, while TDMA brings several benefits to the table, it does come with some potential drawbacks. One such challenge is the need for precise time synchronization among the tags for correct time slot alignment, which introduces an additional layer of complexity to the system. Additionally, the variable latency introduced by the division of time slots can become a concern, especially when dealing with latency-sensitive applications. Furthermore, due to the fixed duration of the time slots, TDMA could lead to transmission delays. This problem could become particularly noticeable with more extended time slots or when dealing with a larger number of tags.

Space division multiple access (SDMA) has emerged as another significant technique for enabling concurrent transmissions in BackCom systems [56]. The underlying principle of SDMA involves partitioning the available space into several sectors or beams, with each dedicated to a distinct tag. This division allows for concurrent communication within the same frequency band. This allocation creates individual spatial communication “lanes” for each tag, thus allowing for concurrent communication within the same frequency band. SDMA employs directional antennas to transmit signals to separate sectors to accomplish this spatial separation, consequently reducing the MI among tags. However, the advantages of SDMA come with their own set of challenges. The use of directional antennas, which focus the signal in a specific

direction, necessitates the adoption of advanced beamforming and tracking techniques to precisely aim the signal towards individual tags. This requirement might be a limiting factor in environments where the orientation of the tags changes frequently or is unpredictable. While these techniques are vital for maintaining efficient communication within the assigned sectors, they concurrently add to the complexity of system design and implementation. Furthermore, the coverage area of SDMA systems is generally more confined than that of systems deploying omnidirectional antennas. The effectiveness of SDMA heavily depends on the deployment of sectorized antennas and the extent of each sector’s coverage area, resulting in such coverage limitations.

Multiple subcarrier multiple access (MSMA) has been gaining traction as a promising technique, facilitating concurrent data transmission from multiple tags [57]–[59]. The distinguishing feature of MSMA is the use of dedicated subcarriers, produced by digitally-controlled RF switches, enabling each tag to modulate its backscattered signal. This strategy effectively increases transmission efficiency by ensuring that each tag utilizes its unique subcarrier for data transmission, thereby optimizing the spectrum usage. This bypasses the need for complex hardware configurations or intricate scheduling protocols. Despite its benefits, the implementation of multiple subcarriers in MSMA can potentially lead to the MI between the subcarriers utilized by the tags and the reader. This necessitates the implementation of appropriate signal processing techniques to mitigate the interference. Further, akin to TDMA, MSMA requires accurate time synchronization among the tags to ensure coordinated and seamless concurrent transmissions.

Implementing user screening to mitigate the interference from simultaneous transmissions presents an effective solution. This process involves careful selection or scheduling of users to minimize the interference during simultaneous transmission on the same time slot or frequency resource. In the tag selection method, the optimal tag is selected for transmission based on specified performance requirements, thus effectively reducing the transmission interference [60]–[65]. However, this method might result in the exclusion of some tags from concurrent transmissions due to the prioritization of tags based on performance requirements, potentially decreasing network capacity and throughput. Addressing this potential drawback, user clustering has been extensively explored. This approach groups users into distinct clusters based on their correlation and similarity. One noteworthy method proposed in [66] was the identification of devices that can form groups without interfering with each other, supporting simultaneous backscatter transmission. These groups are then allocated to the same transmission time slot or frequency resource, effectively bypassing the interference problems posed by parallel transmissions, thus improving transmission efficiency and rate. However, this method necessitates coordination and control overhead for both inter-cluster and intra-cluster communications, and demands careful selection of suitable clustering strategies and parameter settings. Additionally, this approach may be less effective in environments where the correlation and similarity between devices vary dynamically. Additional

works, such as [67] and [68], focused on the spatial distribution of tags to optimize device distribution and assured the quality of BackComs. These studies examined the coverage probability of clusters, elucidating the relationship between communication performance and various factors, including node density and cluster size.

FreeRider, as proposed in [69], presents an innovative approach to facilitate concurrent decoding of multiple tags. It relies on an unconventional technique dubbed “packet length modulation”. The foundational concept of FreeRider involves transcribing binary values (0s and 1s) into the lengths of the excitation packets. This method allows messages to be transmitted to the tags using backscatter communication. However, this approach may present challenges with packet collision when massive tags are transmitting simultaneously. Significantly, this protocol necessitates the transmission of control messages to the tags, coordinating their individual transmissions to avert signal collisions.

Centralized access methodologies, like the ones previously discussed, necessitate the centralized management and allocation of wireless resources. These techniques manage resource usage among users, providing a degree of adaptability and flexibility that accommodates a broad spectrum of network requirements. However, these methodologies inherently demand dependence on centralized processing units or BSs for coordination and scheduling, inadvertently increasing the signaling overhead. Besides, coordinating activities, especially among passive backscatter tags, introduces its own set of challenges due to their inherent passive nature. Moreover, centralized systems are susceptible to single points of failure, with potential widespread repercussions, and they are constrained by limitations dictated by the network topology. In settings characterized by extensive scale and high-density networks, both the coverage range and network capacity can experience significant constraints.

2) *Decentralized access control*: In response to these challenges associated with centralized access methodologies, decentralized access strategies have emerged as compelling alternatives in BackCom systems. Inherently, decentralized strategies do not necessitate a central processing unit or BS for managing and allocating wireless resources. As a result, these strategies substantially lower the signaling overhead and the potential risk associated with a single point of failure. Furthermore, decentralized strategies are less hindered by the constraints of network topology, potentially affording broader coverage and enhanced network capacity. A notable benefit of decentralized strategies lies in their innate ability to mitigate tag collisions, a common issue in BackCom systems.

Modulation silencing (MS), presented in [70], is designed to mitigate the effects of tag collisions. This method integrates a carrier collision detection approach that halts carrier transmission in the event of collisions. MS enables random access and distributed transmission; however, it might require additional hardware support, such as carrier collision detection circuits, potentially increasing system complexity and cost.

Buzz, as detailed in [71], facilitates the concurrent transmission of multiple tags. Each tag is allowed to transmit within a small random subset of collisions, yielding a sparse and

rateless code that is subsequently decoded through compressive sensing. While this method significantly boosts communication efficiency and reliability in BackCom networks, the accompanying hardware complexity and computational burden cannot be overlooked.

Several physical-layer techniques including Laissez-Faire (LF) [72], Backscatter Spike Train (BST) [73], and BiGroup [74], were developed with the aim of transferring the decoding workload from tags to the reader. These techniques capitalize on the reader’s higher sampling rate compared to the tags, enabling it to distinguish the interleaved signal edges originating from different tags. By examining the signal positions in the in-phase or quadrature (I/Q) domain, the reader is able to decode the transmitted signals from the tags. However, this parallel approach is heavily reliant on the stability and distinctiveness of signal features in the time and/or I/Q domain, which may not always be feasible. FlipTracer [75] and Hubble [76] were introduced to overcome the limitations associated with solely relying on stable signal features for decoding collided signals. FlipTracer introduced the One-Flip-Graph (OFG), a graphical model that captures the transition patterns of the signals, which provided detailed information about the similarity between combined states of the signals, enabling accurate identification of the states. On the other hand, Hubble introduced an interstellar travelling model to capture the bursty Gaussian process of collided signals, which combined burstiness in the time domain and the Gaussian property in the I/Q domain and facilitated the extraction of signal states and the tracing of state transitions.

The Time-hopping spread spectrum (TH-SS) technique, utilized in [77] for MoBC systems, aimed to minimize the interference and the boost system reliability and performance by alternating between two TH-SS sequences, each harboring a single random non-zero chip, between the reader and the tag. Notwithstanding, the synchronization of multiple tags and readers could present a challenge, potentially resulting in timing discrepancies during transmission. Additionally, the utilization of an expansive bandwidth during transmission could result in spectrum resource wastage and the potential interference with other wireless devices.

Moreover, in [78], each tag individually selected a subframe to backscatter the reader’s transmitted continuous wave signal. The reader then applies SIC techniques to resolve the resultant fewer collisions, also effectively addressing the issue of the parallel interference. The work in [79] combined an analog channel sensing strategy with a dual-backoff mechanism, enabling each tag to switch between transmission, reception, and EH states for a randomly assigned period of time by sensing the current channel state. Furthermore, the slotted Aloha was employed in [80] for BackComs, in which each tag selected a time slot to perform backscatter of its data based on a certain probability. This protocol allows tags to determine when to perform backscatter based on their individual probability distribution, thereby avoiding collisions between tags.

Although random access offers flexibility and simplicity, it does confront issues related to conflict, inefficiency, and limited control, thereby creating challenges in assuring stability and optimality. Due to the random selection and competition

TABLE III
THE SOLUTION SUMMARY FOR MI IN BACKCOM

Type	Solutions	References	Main Advantages	Challenges
Centralized access	FDMA	[39]	Uniqueness of resource allocation and occupancy	Limitations of massive access
	TDMA	[50]–[55]		EH inefficiency
	SDMA	[56]		Transmission fairness
	MSMA	[57]–[59]	Parallel transmission without interference	User classification design
	tag selection	[60]–[65]		Packet length design
	tag grouping	[66]–[68]		
	FreeRider	[69]		
Decentralized access	MS	[70]	Transmission collision avoidance or reduction	Hardware complexity
	Buzz	[71]		Signal feature dependence
	Physical-layer techniques	[72]–[74]		Model design and computation complexity
	Signal modeling	[75], [76]		Bandwidth limitation
	THSS	[77]		Transmission inefficiency and instability
	Random access	[78]–[80]		

among tags, collisions and resource waste can occur, leading to imbalanced resource allocation. These problems may render random access less suitable for certain application scenarios, particularly those that require more efficient and predictable resource allocation.

3) *Summary*: After delving into various aspects of the subject, we have now accumulated key insights and data. These pieces of information reveal the complexity of the issue and demonstrate the interconnections between different factors. To render this intricate information more comprehensible and analyzable, Table III consolidates and summarizes all the essential data and conclusions. This table not only emphasizes the focal points we have discussed but also provides a more comprehensive perspective through comparison and categorization. By examining the table, readers can gain a more intuitive understanding of how these key elements interact with each other, thereby gaining further insight into the core of the subject.

III. THE SOLUTIONS FOR DOUBLE-PATH FADING

Beyond the complex interference, double path loss remains a significant factor that impairs the performance of BackCom systems across various architectures [81]. BiBC and AmBC have achieved strides in overcoming the restrictions related to round-trip transmission distances. However, a critical impediment remains: the pronounced double-channel fading effect, which substantially weakens the strength of backscattered signals. This weakening has profound repercussions for BackCom systems. Firstly, the dampened signal strength could potentially obstruct the reader's capacity to receive and decode the backscattered signal, thereby reducing the communication's overall quality and dependability. Secondly, signal

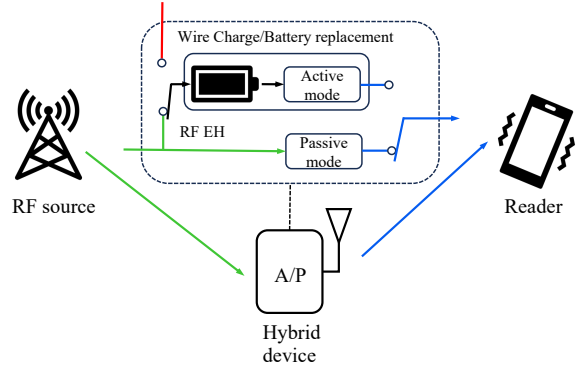


Fig. 7. The hybrid active and passive transmission-based BackCom system.

propagation loss could hinder tags that are situated far from the reader from receiving a strong enough backscattering signal. This constraint effectively limits the range of communication. Lastly, since tags usually harvest energy from the reader's signal for operation, the double fading effect could limit the EH efficiency of these tags, thereby further detracting from system performance. Thus, overcoming the signal attenuation brought about by double-path fading is a significant hurdle that needs to be surmounted to enhance the overall performance and range for BackCom systems.

A. Hybrid passive and active transmission

A prevalent strategy in BackCom systems entails the adoption of hybrid active-passive communication, as shown in Fig. 7. This approach consolidates active and passive antennas into a single device, thereby effectively mitigating the double path loss issue. In this configuration, the active antenna executes

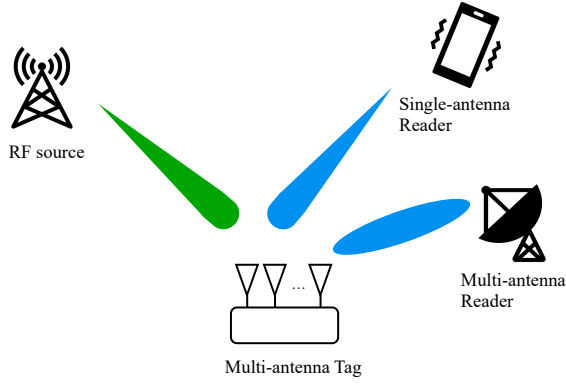


Fig. 8. The multi-antenna-based BackCom system.

the active transmission, facilitating extended communication distances and augmented transmission rates. Concurrently, the passive antenna backscatters the incoming signal, a method known as re-radiating. Depending on environmental conditions and specific requirements, these antennas can selectively switch their operational modes. This dynamic adaptation offers a flexible resolution to the double path loss problem, as it allows the system to adjust according to the path loss experienced, thus optimizing the overall communication performance [82]–[84]. Like all systems, this hybrid approach also presents potential challenges and limitations. The main concern lies in integrating two different types of antennas and associated circuits into a single device, which could amplify design and manufacturing complexity. Additionally, the active antenna's operation requires considerable energy storage, which may necessitate the inclusion of a battery within the device.

Pushing the boundaries of this hybrid active-passive mode, recent studies have proposed integrating wireless-powered communication networks (WPCNs) with BackCom [85]–[92]. This innovative integration exploits the complementary aspects of active and passive transmission, enabling optimized use of energy resources by reducing the EH time and easing the requirements, thereby improving the overall efficiency of the system. As a result, this synergy significantly bolsters the energy efficiency of BackCom systems, signifying a promising trajectory for future advancements in BackCom technologies.

B. Multi-antenna technique

The integration of multiple antenna technology into BackCom systems serves as a potent strategy to bolster transmission rates. Depending on the type of BackCom network, this technology branches into two categories: multi-antenna tags and multi-antenna readers, as shown in Fig. 8.

Multi-antenna tags are utilized to encode information into the backscattered signals [93], [94]. These tags, by exploiting the spatial diversity of multiple antennas, which refers to the capability to simultaneously transmit and receive various data signals over a single radio channel, can significantly improve both the communication performance and transmission efficiency. The utilization of two-antenna tags has been examined in [95], wherein the incident signal was backscattered

from two antennas with disparate power levels. The signals from these two antennas were subsequently detected by the reader, thereby enhancing the system performance. Moreover, in [96], multiple-antenna tags were employed to boost the rate of covert communication. A portion of the antennas were used to modulate the backscattered RF signals with covert information, while the remaining antennas were utilized to modulate an overt message, serving as a cover to obscure the covert transmission. However, this approach escalates the hardware complexity of the tag and demands additional energy for operation.

Conversely, readers are equipped with multiple antennas to facilitate reliable data transmission and communication. These antennas enable improved reception and decoding of backscattered signals, thereby augmenting communication with the tags [45]–[47], [97]–[102]. Furthermore, multiple input multiple output (MIMO)-based BackCom, composed of multi-antenna tags and multi-antenna readers, has made substantial progress in increasing transmission rates, significantly enhancing the network performance and the user experience [103]–[109].

In summary, multiple antenna technology, encompassing multi-antenna tags and readers, along with MIMO-based BackCom, presents a potent strategy for surmounting the performance limitations of BackCom systems. Despite introducing new complexities related to design and energy demands, these solutions offer significant advancements in the field due to their capability to boost transmission rates, thereby enhancing the system performance and the service experience.

C. Power supply enrichment

In addition to improving tags and readers, enhancing power source development is essential to mitigate the double fading challenge. Efficient utilization of the power source can directly augment the carrier signal strength, consequently intensifying the backscattered signal.

1) *Multiple sources*: Multi-source EH (MSEH) is a strategy employed to overcome the issue of inadequate energy from a single RF source in traditional BackCom systems [110]–[112]. This technique allows tags to function for extended durations without solely depending on a single energy source, as shown in Fig. 9(a). With access to a range of power sources, tags can utilize the combined energy supply from these sources, strengthening the carrier signal and effectively counteracting the double fading issue [113]–[117]. However, the implementation of MSEH comes with its own set of challenges. The synchronization and coordination of multiple energy sources introduce issues related to the compatibility and the interference. The setup of multiple power sources can be cost-intensive and complex. In realistic environments, managing several energy sources may entail considerable resources and expenses. Additionally, there may not be a sufficient number of energy sources available to satisfy all application demands.

2) *Energy recycling*: The concept of backscattered energy recycling has been proposed to allow tags to mutually recycle each other's backscattered signals for energy supplementation, thereby reducing dependence on the power source [118], [119].

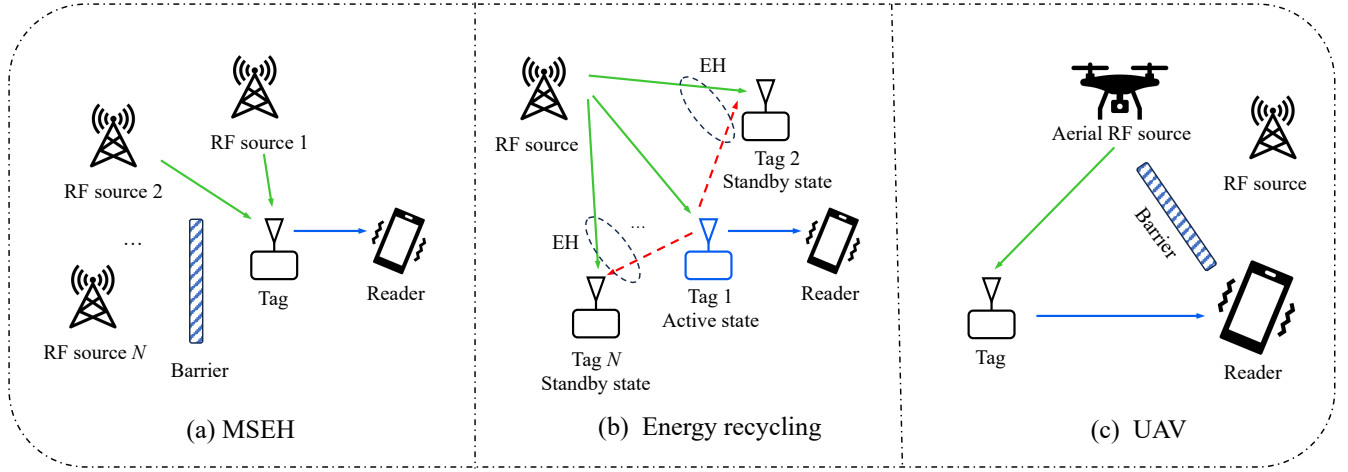


Fig. 9. The enriched power source-based BackCom systems.

This method provides an additional energy supply to the tags, enhancing the strength of the backscattered signals without the need to increase the transmit power of the power source or introduce more power sources, as shown in Fig. 9(b). Through energy recycling, tags can extend their operational duration in resource-constrained settings, and enhance their communication performance and reliability.

3) *UAV*: Traditional power sources, whether dedicated or ambient, have a fundamental limitation, i.e., their positions cannot be easily altered. This constraint can result in inadequate services for distant tags due to considerable path loss. Under these circumstances, network flexibility becomes paramount. The introduction of unmanned aerial vehicles (UAVs) provides a potent solution for enhancing network flexibility, as shown in Fig. 9(c). With their capability to swiftly relocate to areas requiring signal enhancement, UAVs can bridge the distance gaps that fixed power sources cannot manage, thereby ensuring the delivery of high-quality services to distant tags. As a result, UAVs serve as a crucial tool to mitigate the adverse effects of double channel-attenuation in BackComs and boost data rates by dynamically reducing signal propagation distances [120]–[126]

D. Multi-path enhancement

Regardless of whether it entails hybrid active-passive transmission, the deployment of multiple antenna technology, or the enhancement of power supply, all these approaches necessitate the advancement and improvement of the internal components of BackCom system itself. Furthermore, in recent years, there has been a growing trend towards utilizing third-party assistance to boost the performance and functionality of BackCom. Two commonly adopted methods in this regard are the utilization of relays and the integration of reconfigurable intelligent surfaces (RISs) to facilitate enhanced backscattering transmission. These advancements aim to optimize the overall system performance and address the challenges associated with backscatter communication.

1) *Relay*: Relay technology is instrumental in enhancing the BackCom system performance by integrating additional

relay nodes. These nodes capture the backscattered signals, process and amplify them, then retransmit the signals, complementing the original backscattered signals. This procedure effectively augments the backscattering signal via multi-path propagation, compensates for path attenuation, and mitigates the interference, thereby improving the overall system performance, as shown in Fig. 10(a). Presently, relay-assisted BackCom systems can be classified into three categories. The first category includes active relay-assisted BackCom systems [127]–[129], where the relays function in an active mode to relay the backscattered signal. Second are passive relay-assisted BackCom systems [130]–[133], employing passive nodes or tags as relays that forward signals through backscattering to conserve energy. Lastly, hybrid active-passive relay-assisted BackCom systems [134], [135] allow relays to flexibly switch between active and passive transmission modes, thus enhancing the flexibility and performance of BackCom systems.

2) *RIS*: RIS, an emerging technology in wireless communication, employs intelligent surfaces composed of passive elements such as reconfigurable units or antenna arrays. These surfaces can alter the signal propagation environment by dynamically adjusting the phase and amplitude of these elements, thus manipulating the signal characteristics [136], [137]. Owing to its many advantages such as signal enhancement, interference management, improved spectrum efficiency, energy efficiency, flexibility, and cost-effectiveness, RIS has gained significant attention in the wireless communication field [138]–[140]. Within BackCom systems, RIS serves as a promising alternative to traditional relays for enhancing the strength of backscattering signals. RIS-assisted BackCom systems can be categorized into two approaches [141]. The first approach, termed “Tag upgrading” or “RISscatter” [142], involves equipping the tag with a multiple antenna array RIS, as shown in Fig. 10(b), thereby augmenting the scattering capability and strength of the backscattered signal [143]–[148]. The second approach strategically positions RIS within the BackCom system to exploit the properties of multi-path propagation, as shown in Fig. 10(c). By tuning the phase and amplitude of the reflected signals, RIS optimizes the

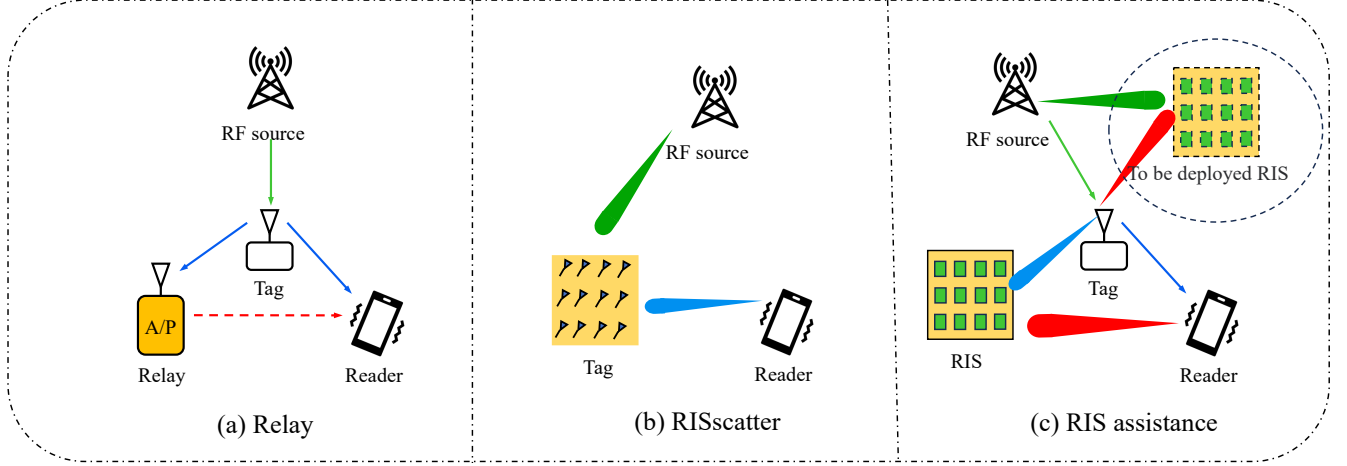


Fig. 10. The multi-path transmission-based BackCom systems.

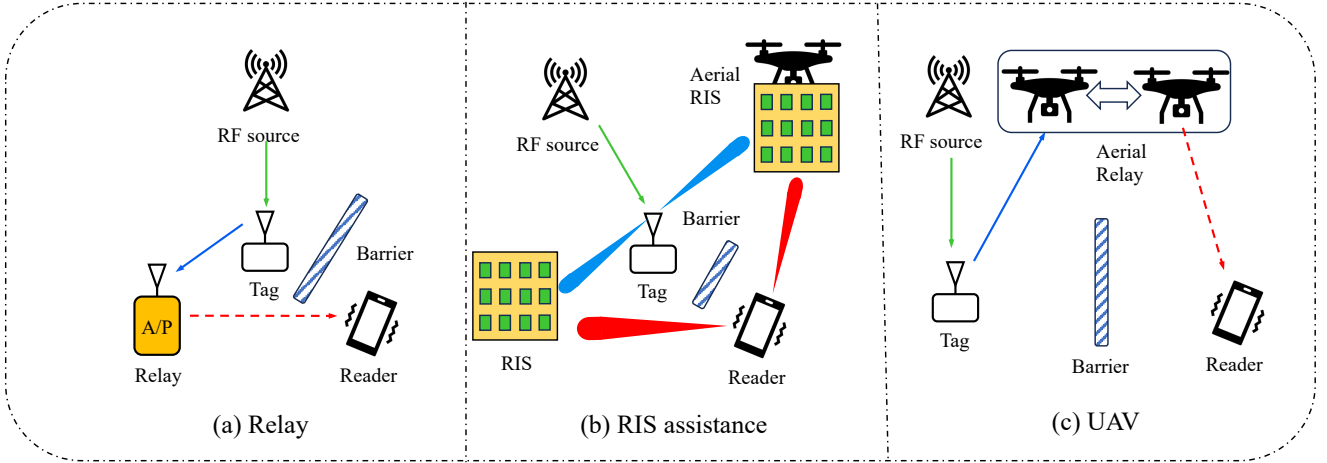


Fig. 11. The multi-hop transmission-based BackCom systems.

propagation paths of the backscattered signals, enabling the signals to traverse multiple transmission paths and thereby intensifying signal strength [149]–[156].

E. Multi-hop transmission

In wireless communication systems, such as BackCom systems, establishing and maintaining consistent, uninterrupted communication links between various nodes can be challenging. Factors such as physical obstacles, limited coverage range, or double fading can lead to link blockage or coverage dead zones, areas where communication signals cannot effectively reach. Specifically, the double-fading link in BackCom systems can cause significant degradation of signal strength, leading to more restricted and unpredictable coverage areas. This phenomenon adds another layer of complexity to the task of maintaining reliable communication links in BackCom systems. Multi-hop transmission is a prevalent approach to address these coverage dead zones and the challenges posed by double fading in BackCom systems. This approach enhances communication range and coverage by routing backscattered

or carrier signals via intermediate nodes. As a result, multi-hop transmission can bypass physical obstacles and mitigate the effects of double fading, thereby enhancing both the overall coverage range and communication distance, even within complex and variable environments.

1) *Relay and RIS*: Although previously discussed as strategies to boost signal strength via multi-path propagation, relay and RIS technologies are also instrumental in expanding coverage range, especially when link limitations exist between destination nodes. Specifically, relay technology can increase signal strength and communication coverage range by receiving, processing, amplifying, and retransmitting the backscattered signal, as shown in Fig. 11(a). This approach has been studied in various contexts, including active [157]–[159] and passive [160]–[163] relay-assisted BackCom systems. RIS technology, on the other hand, fine-tunes the signal propagation environment and characteristics by adjusting the phase and amplitude of reflected signals, as shown in Fig. 11(b). Consequently, signals can bypass obstacles, undergo refraction and scattering, and ultimately reach the target node,

TABLE IV
THE SOLUTION SUMMARY FOR THE DOUBLE-PATH FADING IN BACKCOM

Solutions	Implementation medium	References	Main advantages	Challenges
Hybrid active-passive communication	Battery assistance	[82]–[84]	Active transmission intervention	Battery maintenance
	WPCN	[85]–[92]		EH inefficiency
Multi-antenna technique	Multi-antenna tags	[93]–[96]	Diversity, beamforming, and multiplexing	Hardware complexity, computation complexity
	Multi-antenna readers	[45]–[47], [97]–[102]		
	MIMO	[103]–[109]		
Power supply enrichment	MSEH	[110]–[117]	Power source expansion and selectivity	Implementation cost, Interference complexity
	Energy recycling	[118], [119]	Self-energy supply within the system	TDMA only
	UAV	[120]–[126]	Flexible energy supply	Regulation and control
Multi-path enhancement	Active relay	[127]–[129]	Backscattering signal replenishment	Scheduling and coordination
	Passive relay	[130]–[133]		Weak relaying signal
	Hybrid relay with WPCN	[134], [135]		EH inefficiency, mode switching control
	RISscatter	[143]–[148]		Hardware complexity
	RIS assistance	[149]–[156]		Location
Multi-hop transmission	Ground nodes	[157]–[166]	Physical barrier avoidance	Fixed deployment position
	Aerial nodes	[167]–[172]		Regulation and control, Computation complexity
Opportunistic transceiver	Tag to tag	[173]	Strong fading avoidance	Transceiver dependency

optimizing signal transmission quality and extending coverage range [164]–[166].

2) *UAV*: Despite significant improvements in BackCom systems due to the ground-based deployment of relay and RIS technologies, these methods still pose limitations concerning flexibility. By incorporating relay and RIS technologies into UAV platforms, more flexible and mobile signal transmission and coverage range expansion can be realized. This integration allows for the aerial deployment of relay nodes and RIS, facilitating dynamic positioning and adaptive coverage. The use of UAVs thus offers greater flexibility in accessing remote or hard-to-reach areas, overcoming physical obstacles, and meeting varying communication requirements. Therefore, the application of Aerial relay [167]–[171] and Aerial RIS [172] plays a pivotal role in enhancing the system performance and extending the coverage range in BackCom systems, as shown in Fig. 11(b) and Fig. 11(c).

F. Opportunistic transceiver mechanism

In addition to the aforementioned methods, the work in [173] introduced an opportunistic transceiver mechanism that

determines whether to receive or backscatter signals based on the current channel condition of each tag. This opportunistic mechanism allows tags with unfavorable channel conditions to avoid backscattering signals and instead assume a receiving role, thereby alleviating the adverse effects of intense double fading on the BackCom system. However, it is worth noting that the impact of this fading has yet to be profoundly mitigated for the tag that is determined to backscatter. Moreover, implementing this mechanism requires each tag to possess both receiving and transmitting capabilities.

G. Summary

After an in-depth analysis of the above methods, we have identified multiple strategies necessary to improve the performance of BackCom systems. Each of these strategies presents a range of advantages and challenges, and their implications also point to potential future research directions in BackCom systems. To allow readers to more clearly compare and understand these different solutions, Table IV summarizes the key characteristics, advantages, and limitations of each method.

Such a comparison can provide scholars and engineers with a more comprehensive view, enabling them to select strategies that suit their specific applications and needs.

IV. FUTURE DIRECTIONS AND POTENTIAL SOLUTIONS

A. *Massive concurrent access*

Despite the historical prevalence of traditional methods such as TDMA, FDMA, and SDMA, the advent of IoT and its exponential increase in device numbers necessitates the development of innovative access strategies. While these traditional methods have served us well in the past, their inherent limitations, especially when dealing with a large number of devices, become glaringly evident. The crux of the matter lies in achieving the efficient spectrum resource allocation and the effective device interference management; failure in these areas could drastically impair the network performance and the service quality in dense device environments.

Non-orthogonal multiple access (NOMA) presents a multi-user access mechanism where devices can share the same time-frequency resources without demanding complete orthogonality, thus addressing the limitations of orthogonal systems and enabling increased spectral efficiency and user connectivity [174]. It is important to note here that NOMA represents a fundamental departure from the principle of orthogonality that has governed multiple access schemes for a long time. Even though NOMA has been extensively examined in BackCom research, its effective operation heavily depends on the efficacy of SIC [175]–[177]. Consequently, continued research into interference cancellation techniques remains critical to improve the performance of NOMA systems in real-world scenarios.

In response to the rapid rise in the number of tags, achieving decentralized large-scale access has become an essential research direction. Advances in the Aloha-NOMA protocol suggest a potential solution. This protocol allows multiple devices to independently select time slots for data transmission, thereby reducing the interference. However, the stability and performance of Aloha-NOMA in dense networks need further investigation. Another promising research approach involves harnessing the Poisson Random Access protocol, which uses statistical analysis to predict and mitigate the interference, offering an alternative strategy for resource optimization.

Given the recent advancements in quantum computing and blockchain technology, these emerging technologies could provide novel solutions for managing the MI in large-scale concurrent access. Quantum computing, with its superior computing capabilities, could yield new methods for optimizing resource allocation and interference management [178], [179]. Conversely, blockchain technology, renowned for its secure data storage and exchange mechanisms, could be employed to form a distributed ledger for managing access and use of spectrum resources, ensuring fairness and preventing misuse [180]. Yet, the practical integration of these technologies into BackCom systems is a challenging task that demands further research.

Moreover, in a large-scale access environment where numerous devices need to coordinate to minimize the interference and use resources effectively, new challenges related to

collaboration and coordination might arise. Also, consider the issue of power management in such a system. These challenges could be particularly pronounced when devices have different capabilities, priorities, and resource demands. For instance, the simultaneous transmission from a multitude of devices could lead to a synchronization issue, while the allocation of shared resources might present a complex decision-making problem. Overcoming these challenges could involve developing sophisticated control mechanisms that leverage machine learning or optimization algorithms, or applying advanced game theory solutions. Hence, future research should focus on formulating strategies to handle these complexities and ensuring robust and reliable communication in massively connected networks.

Finally, the dynamic nature of resource management should be a significant consideration due to the fast-paced changes in the number of mobile devices and their demands. The development of suitable algorithms that can monitor and adjust the allocation of resources in real-time is an essential step in addressing these challenges. It's critical to realize that the environment in which these networks operate is not static, and access strategies must reflect this dynamism. These fluctuations are often influenced by various factors such as rapid technology advancements, shifting user behaviors, evolving service requirements, and the emergence of new applications. In the context of BackCom, this could involve accommodating new types of devices and communication paradigms, or adapting to changes in environmental and channel conditions. Therefore, it's vital for access strategies and resource allocation techniques to be flexible and adaptable, capable of responding promptly and efficiently to these changes. This could be achieved through the design and deployment of dynamic resource management strategies, which allow for real-time adaptation based on the current network conditions and device demands. This might involve the design of intelligent and autonomous systems using advanced machine learning algorithms capable of predicting and adapting to changing scenarios. Here, a potential direction for future research could be the development of self-learning and self-optimizing BackCom systems that can dynamically adapt to these changes and optimize their performance in a fully autonomous manner.

B. *Learning-based interference cancellation*

Machine learning techniques have shown promise in tackling interference cancellations. Various machine learning algorithms have been employed to predict and mitigate the signal interference, providing significant potential for this research area. These machine learning techniques are capable of learning the complex patterns underlying the interference signals and can, therefore, offer more sophisticated and adaptive interference cancellation strategies compared to traditional methods [181]. In particular, deep learning techniques, capable of handling highly complex and nonlinear problems using deep neural networks, are considered exceptionally suitable for the task of the interference cancellation in BackCom systems [182].

A case in point, one promising approach involves the use of convolutional neural networks (CNNs) to estimate the

probability of interference [183]. These models can leverage different types of data during the training phase, such as historical interference data, channel state information, and device locations. By doing so, they can build a detailed understanding of the factors influencing interference and use this knowledge to predict future interference scenarios with high accuracy. Nevertheless, the effectiveness of these models may depend on the availability and quality of training data. Techniques for collecting and processing large amounts of high-quality data like utilizing crowdsourcing techniques or strategically deploying sensing devices will be crucial in implementing these models and ensuring their generalization ability.

The robust feature extraction capabilities of CNNs make them a promising tool for this application. Furthermore, recurrent neural networks (RNNs), known for their ability to handle sequential data, could be explored for predicting temporal variations in the interference [184]. By processing the interference data in a sequential manner, RNNs can capture the temporal dependencies in the interference signals, which could be crucial for predicting and mitigating the interference in dynamic network environments. Nonetheless, RNNs come with their own set of challenges, such as the difficulty of training over long sequences due to problems like vanishing gradients. Solutions like the use of gated variants (e.g., Long Short-Term Memory (LSTM) [185] or Gated Recurrent Units (GRUs) [186]) can be considered to overcome these difficulties, and also the use of more recent models like Transformers that use attention mechanisms can be an effective solution, though they still require significant computational resources for training and operation.

Additionally, the development of advanced encoding and modulation strategies using deep learning can further reduce the impact of the interference. These strategies can leverage the learning capabilities of deep learning models to adaptively select or modify coding and modulation schemes based on the current interference conditions, thereby enhancing the signal's robustness against the interference. Yet, one must also consider the computational complexity and power consumption of these models, particularly in low-power devices, which could limit their application. However, it should be noted that the real-time adaptation of such strategies is still a challenging task, which requires novel architectures capable of making real-time decisions based on current network conditions, thus demands further investigation.

Furthermore, the integration of multiple machine learning models could potentially yield an even better performance. This is based on the idea that different models might excel in capturing different aspects of the interference signals, and by combining their predictions, one could achieve a more comprehensive and accurate interference prediction. This could involve ensemble techniques, where predictions from multiple models are combined, or hybrid models, where different types of models are integrated into a single framework. For instance, a CNN-LSTM hybrid model [187] could be designed to exploit both the spatial feature extraction ability of CNNs and the temporal feature extraction ability of LSTMs.

C. Constructive interference

In the realm of wireless communication, BackCom systems are of particular interest due to their ability to leverage the principle of the constructive interference. Rather than aiming to mitigate the interference, the skillful manipulation of the transmitted signal's delay and phase can transform the detrimental interference into the constructive interference, thereby amplifying the signal at the receiver. In such a scheme, cooperative communications, where devices work in unison to manage and use the interference constructively, have the potential to be highly effective. There are two main aspects that warrant exploration in this context: the DLI and the MI among multiple tags.

Our previous work in [188] has suggested transforming the destructive DLI into the constructive interference by analyzing the detection probability of backscattering signals. This novel approach offers an alternative paradigm for addressing the interference, as opposed to traditional efforts which focus primarily on its mitigation or cancellation. However, the process of converting the DLI into the constructive interference presents a number of challenges. These include the DLI uncertainty and variability, the practicalities of implementation in real-world settings, and the computational complexity associated with real-time signal processing and adaptation.

It is worth noting that the practical challenges could also include handling massive data and computation, managing timing and phase across different devices, and maintaining system stability under various environmental conditions. Potential solutions to these challenges may involve utilizing more powerful computing resources and developing more efficient algorithms for data processing and device management.

As the deployment of tags increases in BackCom systems, the concept of converting the MI into the constructive interference becomes an intriguing topic of research. This involves a deeper understanding of the complex spatio-temporal patterns of the interference among tags and devising techniques to transform this interference into a beneficial phenomenon. Particularly in situations where there is massive access, the use of the constructive interference could significantly enhance spectral efficiency and the overall system performance [189], [190]. However, reaching this goal will require the creation of novel mathematical models and algorithms to handle the complexities arising from large-scale access.

Furthermore, the effectiveness of the constructive interference is heavily dependent on the design of dynamic and adaptive signal transmission strategies to foster beneficial signal superposition at the receiver. This task requires detailed channel modeling and predictive analytics for precise control over signal propagation. It also suggests the need for advanced computational methods, such as machine learning and artificial intelligence, to handle the intricacies of real-time signal processing and adaptation. Therefore, this field is ripe for interdisciplinary research, integrating wireless communication with artificial intelligence (AI) technologies.

Finally, further attention must be devoted to the optimized selection of the position of receivers, which significantly influences the effective utilization of the constructive interference.

The position of the receiver plays a crucial role in the success of the constructive interference, as the geometric relationship between the transmitters and the receiver can greatly affect signal superposition. Thus, advanced algorithms are required to make intelligent decisions regarding the optimal receiver position in order to maximize the benefits of the constructive interference. This emphasizes the importance of network planning and spatial optimization in the successful application of the constructive interference in BackCom systems.

D. Backscattering signal enhancement

Building upon the prior sections, it should be remembered that backscattering signals frequently confront a problem known as double fading. To address and mitigate this issue, future developments may tend towards the integration of a diverse array of technologies. In the previous section, we discussed several innovative technologies, such as hybrid active and passive transmissions, MIMO technology, smart antennas and beamforming technology, relay technology, passive RIS, and UAVs, among others.

Apart from these avant-garde technologies, several promising solutions could potentially alleviate the double fading phenomenon inherent in backscattering signals. Firstly, the utilization of frequency and spatial diversity techniques, which have proven effective in combating fading in wireless communications. Specifically, in the backscattering scenario, these techniques could incorporate adaptive frequency hopping to counter frequency-specific fading and utilize multiple antenna configurations and movable antennas [191] to leverage spatial diversity against fading across different locations. Moreover, the advent of active RIS provides new opportunities for strengthening backscattering signals. In contrast to passive RIS, active RIS has the ability to amplify signals during reflection, marking a significant change in signal enhancement dynamics [192]. The successful implementation of these techniques in real-world applications is highly dependent on meticulous design and accurate execution. Frequency diversity entails using a range of frequencies or frequency bands for signal transmission and reception, preserving communication quality during pronounced fading at specific frequencies. Spatial diversity, on the other hand, requires the use of multiple antennas positioned across diverse physical locations for signal transmission and reception. This ensures continuous signal reception even when the quality is compromised at certain locations. Furthermore, the use of active RIS introduces amplified noise, making it crucial to devise suitable resource allocation strategies to optimize the system performance.

An alternative but effective strategy involves the use of high-efficiency channel coding and decoding, which improves the signal's resilience to fading and overall reliability without the need to modify the signal transmission power. In backscattering signals, advanced error correction codes such as Turbo codes [193] or Low-Density Parity-Check (LDPC) codes [194] can be used to increase robustness against fading while maintaining efficient communication. However, it is important to effectively adapt these advanced coding techniques to backscattering communication, considering the unique char-

acteristics of backscattered signals, such as a low signal-to-noise ratio (SNR) and specific channel conditions.

Furthermore, another strategy hinges on developing innovative modulation and demodulation techniques capable of improving signal reception quality while simultaneously reducing the impact of fading. This could involve adopting advanced modulation schemes such as OFDM or Quadrature amplitude modulation (QAM), which are known for their ability to handle high data rates and their resilience against channel impairments, including fading. However, the challenges associated with incorporating these advanced modulation schemes into backscattering communication, such as synchronization issues and high computational complexity, need to be addressed.

Lastly, the potential of machine learning and AI technologies is immense in predicting and adapting to changes in the wireless communication environment, thereby enhancing signal quality. Potential applications may include machine learning-driven adaptive modulation and coding schemes and real-time optimization of communication parameters based on current channel conditions. Deep learning techniques could also be utilized to anticipate future channel states and adjust system parameters preemptively, significantly decreasing fading's impact on backscattered signals. Despite these promising prospects, the computational and data demands of these AI techniques should be factored in, and the inherent constraints of backscatter tags, such as low complexity and energy efficiency, need to be taken into account.

V. CONCLUSIONS

This survey provides a comprehensive overview of the crucial challenges of the complex interference and double fading in BackCom systems. We have deeply explored and rigorously evaluated the existing solutions, including academic proposals and industrial advancements, thereby paving the way for more robust, efficient, and reliable BackCom systems. It is apparent that the strong interference and fading significantly impact the performance and reliability of BackCom systems, leading to reduced data rates, shrunk communication distance, and overall system instability. Our investigation underscores the urgency for more focused studies in this domain. Our systematic review has revealed both the breadth and depth of the current solutions, enabling researchers and engineers to gain a clear, global view of the state-of-the-art. We have also analyzed and compared the advantages and limitations of each solution, providing insights for researchers and engineers to make informed choices about strategies that best suit their specific needs. Drawing upon the findings of our comprehensive investigation, we have identified prospects in emerging fields and proposed innovative solutions, outlining potential future research directions for BackCom systems. We believe these insights will serve as valuable inspiration for the BackCom community, sparking new ideas and further advancements in the field.

Looking forward, the horizon of BackCom systems appears promising, although the journey is riddled with challenges. As our understanding of the complex interference and double-fading issues deepens, and technological innovations continue

to emerge, we are optimistic that effective solutions will evolve. With the joint effort of academia and industry, we believe that BackCom systems will overcome these hurdles, achieving their full potential in various application scenarios. In conclusion, through this survey, we aim to significantly enhance the understanding and design capability of researchers and engineers when dealing with the severe interference and double fading in BackCom systems. We believe our efforts will contribute to the continuous progress of BackCom technology, steering it towards a future where it can deliver its promised potential fully.

REFERENCES

- [1] M. Rothmuller and S. Barker, "IoT—The Internet of transformation 2020," Basingstoke, U.K., Juniper Res., White Paper, Apr. 2020.
- [2] Y. Liu, D. Li, B. Du, L. Shu, and G. Han, "Rethinking sustainable sensing in agricultural Internet of Things: From power supply perspective," *IEEE Wireless Commun.*, vol. 29, no. 4, pp. 102–109, Aug. 2022.
- [3] B. L. Anubha Jain, "Green IoT for energy efficiency and environmental sustainability," <https://www.infoq.com/articles/green-iot-energy-sustainability/>.
- [4] Y. Liu, D. Li, H. Dai, C. Li, and R. Zhang, "Understanding the impact of environmental conditions on zero-power Internet of Things: An experimental evaluation," *IEEE Wireless Commun.*, doi: 10.1109/MWC.007.2200177.
- [5] S. Bi, Y. Zeng, and R. Zhang, "Wireless powered communication networks: An overview," *IEEE Wireless Commun.*, vol. 23, no. 2, pp. 10–18, Apr. 2016.
- [6] R. J. M. Vullers, R. V. Schaijk, H. J. Visser, J. Penders, and C. V. Hoof, "Energy harvesting for autonomous wireless sensor networks," *IEEE Solid-State Circuits Mag.*, vol. 2, no. 2, pp. 29–38, Jun. 2010.
- [7] S. Duhovnikov, A. Baltaci, D. Gera, and D. A. Schupke, "Power consumption analysis of NB-IoT technology for low-power aircraft applications," in *Proc. IEEE WF-IoT'19*, Apr. 2019, pp. 719–723.
- [8] N. Van Huynh, D. T. Hoang, X. Lu, D. Niyato, P. Wang, and D. I. Kim, "Ambient backscatter communications: A contemporary survey," *IEEE Commun. Surveys Tut.*, vol. 20, no. 4, pp. 2889–2922, 4th Quart. 2018.
- [9] T. Jiang *et al.*, "Backscatter communication meets practical battery-free Internet of Things: A survey and outlook," *IEEE Commun. Surveys Tut.*, early access. 2023, doi: 10.1109/COMST.2023.3278239.
- [10] C. Xu, L. Yang and P. Zhang, "Practical backscatter communication systems for battery-free Internet of Things: A tutorial and survey of recent research," *IEEE Signal Process. Mag.*, vol. 35, no. 5, pp. 16–27, Sept. 2018.
- [11] P. -H. P. Wang, C. Zhang, H. Yang, D. Bharadia, and P. P. Mercier, "A 28 μ W IoT tag that can communicate with commodity WiFi transceivers via a single-side-band QPSK backscatter communication technique," in *Proc. IEEE ISSCC*, Apr. 2020, pp. 312–314.
- [12] L. Lin, K. A. Ahmed, P. S. Salamani, and M. Alioto, "Battery-less IoT sensor node with PLL-less WiFi backscattering communications in a 2.5- μ W peak power envelope," in *Proc. Symp. VLSI Circuits*, Jun. 2021, pp. 1–2.
- [13] J. Kimionis, A. Bletsas, and J. N. Sahalos, "Increased range bistatic scatter radio," *IEEE Trans. Commun.*, vol. 62, no. 3, pp. 1091–1104, Mar. 2014.
- [14] G. Khadka, M. Nemati, X. Zhou, and J. Choi, "Index modulation in backscatter communication for IoT-sensor-based applications: A review," *IEEE Sensors J.*, vol. 22, no. 22, pp. 21445–21461, Nov. 2022.
- [15] F. R. REZAEIDINDARLOO, D. Galappaththige, C. Tellambura, and S. Herath, "Coding techniques for backscatter communications—A contemporary survey," *IEEE Commun. Surveys Tut.*, vol. 25, no. 2, pp. 1020–1058, 2nd Quart. 2023.
- [16] W. Chen, "Survey of Millimeter wave backscatter communication systems," *arXiv preprint arXiv:2305.10302*, 2023.
- [17] J. P. Shanmuga Sundaram, W. Du, and Z. Zhao, "A survey on LoRa networking: Research problems, current solutions, and open Issues," *IEEE Commun. Surveys Tut.*, vol. 22, no. 1, pp. 371–388, 1st Quart. 2020.
- [18] A. Bletsas, S. Siachalou, and J. N. Sahalos, "Anti-collision backscatter sensor networks," *IEEE Trans. Wireless Commun.*, vol. 8, no. 10, pp. 5018–5029, Oct. 2009.
- [19] G. Yang, Q. Zhang, and Y. -C. Liang, "Cooperative ambient backscatter communications for green Internet-of-Things," *IEEE Internet Things J.*, vol. 5, no. 2, pp. 1116–1130, Apr. 2018.
- [20] S. Zhou, W. Xu, K. Wang, C. Pan, M. -S. Alouini, and A. Nallanathan, "Ergodic rate analysis of cooperative ambient backscatter communication," *IEEE Wireless Commun. Lett.*, vol. 8, no. 6, pp. 1679–1682, Dec. 2019.
- [21] R. Long, Y. -C. Liang, H. Guo, G. Yang, and R. Zhang, "Symbiotic radio: A new communication paradigm for passive Internet of Things," *IEEE Internet of Things J.*, vol. 7, no. 2, pp. 1350–1363, Feb. 2020.
- [22] B. Gu, H. Xie, and D. Li, "Act before another is aware: Safeguarding backscatter systems with covert communications," *IEEE Wireless Commun. Lett.*, vol. 12, no. 6, pp. 1106–1110, Jun. 2023.
- [23] H. Yang, H. Ding, M. Elkashlan, H. Li, and K. Xin, "A novel symbiotic backscatter-NOMA system," *IEEE Trans. Veh. Tech.*, vol. 72, no. 8, pp. 11006–11011, Aug. 2023.
- [24] D. Li, H. Zhang, and L. Fan, "Adaptive mode selection for backscatter-assisted communication systems with opportunistic SIC," *IEEE Trans. Veh. Tech.*, vol. 69, no. 2, pp. 2327–2331, Feb. 2020.
- [25] T. Brauner and X. Zhao, "A novel carrier suppression method for RFID," *IEEE Microw. Wireless Compon. Lett.*, vol. 19, no. 3, pp. 128–130, Mar. 2009.
- [26] D. P. Villame and J. S. Marciano, "Carrier suppression locked loop mechanism for UHF RFID readers," in *Proc. IEEE RFID*, 2010, pp. 141–145.
- [27] Q. Tao, Y. Li, C. Zhong, S. Shao, and Z. Zhang, "A novel interference cancellation scheme for bistatic backscatter communication systems," *IEEE Commun. Lett.*, vol. 25, no. 6, pp. 2014–2018, Jun. 2021.
- [28] R. Luo, H. Yang, C. Meng, and X. Zhang, "A novel SR-DCSK-based ambient backscatter communication system," *IEEE Trans. Circuits Syst. II, Exp. Briefs*, vol. 69, no. 3, pp. 1707–1711, Mar. 2022.
- [29] S. Li, H. Zheng, C. Zhang, Y. Song, S. Yang, M. Chen, L. Lu, and M. Li, "Passive DSSS: Empowering the downlink communication for backscatter systems," in *Proc. of USENIX NSDI*, 2022, pp. 913–928.
- [30] J. D. Rosenthal and M. S. Reynolds, "Hardware-efficient all-digital architectures for OFDM backscatter modulators," *IEEE Trans. Microw. Theory Techn.*, vol. 69, no. 1, pp. 803–811, Jan. 2021.
- [31] G. Yang, Y.-C. Liang, R. Zhang, and Y. Pei, "Modulation in the air: Backscatter communication over ambient OFDM carrier," *IEEE Trans. Commun.*, vol. 66, no. 3, pp. 1219–1233, Mar. 2018.
- [32] G. Yang, Q. Zhang, and Y. -C. Liang, "Cooperative ambient backscatter communications for green Internet-of-Things," *IEEE Internet Things J.*, vol. 5, no. 2, pp. 1116–1130, Apr. 2018.
- [33] M. A. ElMossallamy, M. Pan, R. Jäntti, K. G. Seddik, G. Y. Li, and Z. Han, "Noncoherent backscatter communications over ambient OFDM signals," *IEEE Trans. Commun.*, vol. 67, no. 5, pp. 3597–3611, May 2019.
- [34] W. Guo, H. Zhao, C. Song, S. Shao, and Y. Tang, "Direct-link interference cancellation design for backscatter communications over ambient DVB signals," *IEEE Trans. Broadcasting*, vol. 68, no. 2, pp. 317–330, Jun. 2022.
- [35] P. Zhang, M. Rostami, P. Hu, and D. Ganesan, "Enabling practical backscatter communication for on-body sensors," in *Proc. ACM SIGCOMM*, Aug. 2016, pp. 370–383.
- [36] D. Li, "Capacity of backscatter communication with frequency shift in Rician fading channels," *IEEE Wireless Commun. Lett.*, vol. 8, no. 6, pp. 1639–1643, Dec. 2019.
- [37] Q. Tao, C. Zhong, K. Huang, X. Chen, and Z. Zhang, "Ambient backscatter communication systems with MFSK modulation," *IEEE Trans. Wireless Commun.*, vol. 18, no. 5, pp. 2553–2564, May 2019.
- [38] G. Vougioukas and A. Bletsas, "Switching frequency techniques for universal ambient backscatter networking," *IEEE J. Selected Areas Commun.*, vol. 37, no. 2, pp. 464–477, Feb. 2019.
- [39] D. Li and Y.-C. Liang, "Price-based bandwidth allocation for backscatter communication with bandwidth constraints," *IEEE Trans. Wireless Commun.*, vol. 18, no. 11, pp. 5170–5180, Nov. 2019.
- [40] Y. Ding, R. Lihakanga, R. Correia, G. Goussetis, and N. B. Carvalho, "Harmonic suppression in frequency shifted backscatter communications," *IEEE Open J. Commun. Society*, vol. 1, pp. 990–999, 2020.
- [41] M. Rostami, K. Sundaresan, E. Chai, S. Rangarajan, and D. Ganesan, "Redefining passive in backscattering with commodity devices," in *Proc. 26th Annu. Int. Conf. Mobile Comput. Netw.*, 2020, pp. 1–13.
- [42] M. Zhang, J. Zhao, S. Chen, and W. Gong, "Reliable backscatter with commodity BLE," in *Proc. IEEE INFOCOM*, 2020, pp. 1291–1299.
- [43] R. Fara, D.-T. Phan-Huy, A. Ourir, Y. Kokar, J.-C. Prevotet, M. Helard, M. Di Renzo, and J. De Rosny, "Polarization-based reconfigurable tags for robust ambient backscatter communications," *IEEE Open J. Commun. Soc.*, vol. 1, pp. 1140–1152, 2020.
- [44] J. Lietzén, A. Liljemark, R. Duan, R. Jäntti, and V. Viikari, "Polarization conversion-based ambient backscatter system," *IEEE Access*, vol. 8, pp. 216793–216804, 2020.

- [45] A. N. Parks, A. Liu, S. Gollakota, and J. R. Smith, "Turbocharging ambient backscatter communication," in *Proc. ACM SIGCOMM*, Aug. 2014, pp. 619–630.
- [46] H. Guo, Q. Zhang, S. Xiao, and Y. -C. Liang, "Exploiting multiple antennas for cognitive ambient backscatter communication," *IEEE Internet Things J.*, vol. 6, no. 1, pp. 765–775, Feb. 2019.
- [47] R. Duan, E. Menta, H. Yigitler, R. Jantti, and Z. Han, "Hybrid beam-former design for high dynamic range ambient backscatter receivers," in *Proc. IEEE ICC Workshops*, May 2019, pp. 1–6.
- [48] D. Li, "Backscatter communication powered by selective relaying," *IEEE Trans. Veh. Technol.*, vol. 69, no. 11, pp. 14037–14042, Nov. 2020.
- [49] K. Ahmet, J. Vieira, and E. G. Larsson, "Direct link interference suppression for bistatic backscatter communication in distributed MIMO," *arXiv preprint arXiv:2306.06658*, 2023.
- [50] B. Lyu, H. Guo, Z. Yang, and G. Gui, "Throughput maximization for hybrid backscatter assisted cognitive wireless powered radio networks," *IEEE Internet Things J.*, vol. 5, no. 3, pp. 2015–2024, Jun. 2018.
- [51] S. Xiao, H. Guo, and Y. -C. Liang, "Resource allocation for full-duplex-enabled cognitive backscatter networks," *IEEE Trans. Wireless Commun.*, vol. 18, no. 6, pp. 3222–3235, Jun. 2019.
- [52] Y. Zhang, B. Li, F. Gao, and Z. Han, "A robust design for ultra reliable ambient backscatter communication systems," *IEEE Internet Things J.*, vol. 6, no. 5, pp. 8989–8999, Oct. 2019.
- [53] Y. Xu, B. Gu, and D. Li, "Robust energy-efficient optimization for secure wireless-powered backscatter communications with a non-linear EH model," *IEEE Commun. Lett.*, vol. 25, no. 10, pp. 3209–3213, Oct. 2021.
- [54] Z. Ling, F. Hu, Y. Zhang, L. Fan, F. Gao, and Z. Han, "Distributionally robust chance-constrained backscatter communication-assisted computation offloading in WBANs," *IEEE Trans. Commun.*, vol. 69, no. 5, pp. 3395–3408, May 2021.
- [55] Y. Ye, L. Shi, X. Chu, G. Lu, and S. Sun, "Mutualistic cooperative ambient backscatter communications under hardware impairments," *IEEE Trans. Commun.*, vol. 70, no. 11, pp. 7656–7668, Nov. 2022.
- [56] C. Psomas and I. Krikidis, "Collision avoidance in wireless powered sensor networks with backscatter communications," in *Proc. IEEE SPAWC*, Dec. 2017, pp. 1–5.
- [57] Y. Igarashi, Y. Sato, Y. Kawakita, J. Mitsugi, and H. Ichikawa, "A feasibility study on simultaneous data collection from multiple sensor RF tags with multiple subcarriers," in *Proc. IEEE RFID*, May. 2014, pp. 141–146.
- [58] N. Rajoria, H. Kamei, J. Mitsugi, Y. Kawakita, and H. Ichikawa, "Multi-carrier backscatter communication system for concurrent wireless and batteryless sensing," in *Proc. IEEE WISPNET*, Feb. 2018, pp. 1078–1082.
- [59] J. Mitsugi, Y. Kawakita, K. Egawa, and H. Ichikawa, "Perfectly synchronized streaming from digitally modulated multiple backscatter sensor tags," in *Proc. IEEE RFID-TA*, Dec. 2018, pp. 1–6.
- [60] X. Zhou, G. Wang, Y. Wang, and J. Cheng, "An approximate BER analysis for ambient backscatter communication systems with tag selection," *IEEE Access*, vol. 5, pp. 22552–22558, 2017.
- [61] Y. Zhang, F. Gao, L. Fan, X. Lei, and G. K. Karagiannis, "Secure communications for multi-tag backscatter systems," *IEEE Wireless Commun. Lett.*, vol. 8, no. 4, pp. 1146–1149, Aug. 2019.
- [62] D. Li, "Fairness-based multiuser scheduling for ambient backscatter communication systems," *IEEE Wireless Commun. Lett.*, vol. 9, no. 8, pp. 1150–1154, Aug. 2020.
- [63] Y. H. Al-Badarnah, M. -S. Alouini, and C. N. Georgiades, "Performance analysis of monostatic multi-tag backscatter systems with general order tag selection," *IEEE Wireless Commun. Lett.*, vol. 9, no. 8, pp. 1201–1205, Aug. 2020.
- [64] Y. Liu, Y. Ye, and R. Q. Hu, "Secrecy outage probability in backscatter communication systems with tag selection," *IEEE Wireless Commun. Lett.*, vol. 10, no. 10, pp. 2190–2194, Oct. 2021.
- [65] D. Deng, X. Li, S. Dang, and K. Rabie, "Outage analysis for tag selection in reciprocal backscatter communication systems," *IEEE Wireless Commun. Lett.*, vol. 11, no. 2, pp. 210–214, Feb. 2022.
- [66] C. Yang, X. Wang, and K. -W. Chin, "On max-min throughput in backscatter-assisted wirelessly powered IoT," *IEEE Internet of Things J.*, vol. 7, no. 1, pp. 137–147, Jan. 2020.
- [67] D. Han and H. Minn, "Coverage probability analysis under clustered ambient backscatter nodes," *IEEE Wireless Commun. Lett.*, vol. 8, no. 6, pp. 1713–1717, Dec. 2019.
- [68] Q. Wang, Y. Zhou, H. -N. Dai, G. Zhang, and W. Zhang, "Performance on cluster backscatter communication networks with coupled interferences," *IEEE Internet Things J.*, vol. 9, no. 20, pp. 20282–20294, 15 Oct. 2022.
- [69] P. Zhang, C. Josephson, D. Bharadia, and S. Katti, "Freerider: Backscatter communication using commodity radios," in *Proc. CoNEXT*, 2017, pp. 389–401.
- [70] A. Alma'aitah, H. S. Hassanein, and M. Ibnkahla, "Tag modulation silencing: Design and application in RFID anti-collision protocols," *IEEE Trans. Commun.*, vol. 62, no. 11, pp. 4068–4079, Nov. 2014.
- [71] J. Wang, H. Hassanieh, D. Katabi, and P. Indyk, "Efficient and reliable low-power backscatter networks," in *Proc. ACM SIGCOMM*, 2012, pp. 61–72.
- [72] P. Hu, P. Zhang, and D. Ganesan, "Laissez-faire: Fully asymmetric backscatter communication" in *Proc. ACM SIGCOMM*, 2015, pp. 255–267.
- [73] P. Hu, P. Zhang, and D. Ganesan, "Leveraging interleaved signal edges for concurrent backscatter," in *Proc. SIGMOBILE Mobile Comput. Commun. Rev.*, vol. 18, no. 3, pp. 26–31, Jan. 2015.
- [74] J. Ou, M. Li, and Y. Zheng, "Come and be served: Parallel decoding for cots RFID tags," in *Proc. Annu. Int. Conf. Mobile Comput. Netw.*, 2015, pp. 500–511.
- [75] M. Jin, Y. He, X. Meng, Y. Zheng, D. Fang, and X. Chen, "Fliptracer: Practical parallel decoding for backscatter communication," in *Proc. 23rd Annu. Int. Conf. Mobile Computing and Networking*, 2017, pp. 275–287.
- [76] M. Jin, Y. He, X. Meng, D. Fang, and X. Chen, "Parallel backscatter in the wild: When burstiness and randomness play with you," in *Proc. Annu. Int. Conf. Mobile Comput. Netw.*, Oct. 2018, pp. 471–485.
- [77] W. Liu, K. Huang, X. Zhou, and S. Durrani, "Full-duplex backscatter interference networks based on time-hopping spread spectrum," *IEEE Trans. Wireless Commun.*, vol. 16, no. 7, pp. 4361–4377, Jul. 2017.
- [78] J. Guo, S. Durrani, and X. Zhou, "Monostatic backscatter system with multi-tag to reader communication," *IEEE Trans. Veh. Tech.*, vol. 68, no. 10, pp. 10320–10324, Oct. 2019.
- [79] X. Cao, Z. Song, B. Yang, M. A. Elmoallamy, L. Qian, and Z. Han, "A distributed ambient backscatter MAC protocol for Internet-of-Things networks," *IEEE Internet Things J.*, vol. 7, no. 2, pp. 1488–1501, Feb. 2020.
- [80] B. Gu, H. Xie, D. Li, Y. Liu, and Y. Xu, "Exploiting hybrid active and passive multiple access via slotted ALOHA-driven backscatter communications," *arXiv preprint arXiv:2209.12526*, 2022.
- [81] H. Ding, M. Elashlan, H. Yang, H. Li, and K. Xin, "Symbiotic backscatter system over cascaded fading channels," in *Proc. IEEE VTC2022-Fall*, 2022, pp. 1–7.
- [82] D. Li, "Hybrid active and passive antenna selection for backscatter-assisted MISO systems," *IEEE Trans. Commun.*, vol. 68, no. 11, pp. 7258–7269, Nov. 2020.
- [83] A. E. Mostafa and V. W. S. Wong, "Transmit or backscatter: Communication mode selection for narrowband IoT systems," *IEEE Trans. Veh. Tech.*, vol. 71, no. 5, pp. 5477–5491, May 2022.
- [84] B. Gu, H. Xie and D. Li, "Computation-Efficient Backscatter-Blessed MEC with User Reciprocity," *arXiv preprint arXiv:2305.06094*, May. 2023.
- [85] B. Lyu, Z. Yang, G. Gui, and Y. Feng, "Wireless powered communication networks assisted by backscatter communication," *IEEE Access*, vol. 5, pp. 7254–7262, 2017.
- [86] D. Li, W. Peng, and Y. -C. Liang, "Hybrid ambient backscatter communication systems with harvest-then-transmit protocols," *IEEE Access*, vol. 6, pp. 45288–45298, 2018.
- [87] N. Van Huynh, D. T. Hoang, D. Niyato, P. Wang, and D. I. Kim, "Optimal time scheduling for wireless-powered backscatter communication networks," *IEEE Wireless Commun. Lett.*, vol. 7, no. 5, pp. 820–823, Oct. 2018.
- [88] P. Ramezani and A. Jamalipour, "Optimal resource allocation in backscatter assisted WPCN with practical energy harvesting model," *IEEE Trans. Veh. Tech.*, vol. 68, no. 12, pp. 12406–12410, Dec. 2019.
- [89] D. Li, "Two birds with one stone: Exploiting decode-and-forward relaying for opportunistic ambient backscattering," *IEEE Trans. Commun.*, vol. 68, no. 3, pp. 1405–1416, Mar. 2020.
- [90] B. Gu, Y. Xu, C. Huang, and R. Q. Hu, "Energy-efficient resource allocation for OFDMA-based wireless-powered backscatter communications," in *Proc. IEEE ICC*, 2021, pp. 1–6.
- [91] L. Shi, R. Q. Hu, J. Gunther, Y. Ye, and H. Zhang, "Energy efficiency for RF-powered backscatter networks using HTT protocol," *IEEE Trans. Veh. Tech.*, vol. 69, no. 11, pp. 13932–13936, Nov. 2020.
- [92] Y. Zhuang, X. Li, H. Ji, H. Zhang and V. C. M. Leung, "Optimal resource allocation for RF-powered underlay cognitive radio networks with ambient backscatter communication," *IEEE Trans. Veh. Tech.*, vol. 69, no. 12, pp. 15216–15228, Dec. 2020.

- [93] C. He and Z. J. Wang, "Closed-form BER analysis of non-coherent FSK in MISO double Rayleigh fading/RFID channel," *IEEE Commun. Lett.*, vol. 15, no. 8, pp. 848–850, Aug. 2011.
- [94] X. Liu, Z. Chi, W. Wang, Y. Yao, and T. Zhu, "VMscatter: A versatile MIMO backscatter," in *Proc. USenix NSDI'20*, Feb. 2020, pp. 895–909.
- [95] C.-H. Kang, W.-S. Lee, Y.-H. You, and H.-K. Song, "Signal detection scheme in ambient backscatter system with multiple antennas," *IEEE Access*, vol. 5, pp. 14543–14547, 2017.
- [96] J. Liu, J. Yu, D. Niyato, R. Zhang, X. Gao, and J. An, "Covert ambient backscatter communications with multi-antenna tag," *IEEE Trans. Wireless Commun.*, doi: 10.1109/TWC.2023.3240463.
- [97] J. Zhao, W. Gong, and J. Liu, "Spatial stream backscatter using commodity WiFi," in *Proc. of ACM MobiSys*, 2018, pp. 191–203.
- [98] D. Li and Y.-C. Liang, "Adaptive ambient backscatter communication systems with MRC," *IEEE Trans. Veh. Tech.*, vol. 67, no. 12, pp. 12352–12357, Dec. 2018.
- [99] D. Mishra and E. G. Larsson, "Sum throughput maximization in multi-tag backscattering to multi-antenna reader," *IEEE Trans. Commun.*, vol. 67, no. 8, pp. 5689–5705, Aug. 2019.
- [100] G. Sacarello and Y. H. Kim, "Rate-energy tradeoffs of wireless powered backscatter communication with power splitting and time switching," *IEEE Access*, vol. 9, pp. 10844–10857, 2021.
- [101] G. Sacarello and Y. H. Kim, "Beamforming and reflection coefficient control for multi-antenna backscatter communication with nonorthogonal multiple access," *IEEE Access*, vol. 9, pp. 56104–56114, 2021.
- [102] D. Lin, K. Cumanan, and Z. Ding, "Beamforming design for BackCom assisted NOMA systems," *IEEE Wireless Commun. Lett.*, 2023, doi: 10.1109/LWC.2023.3279668.
- [103] M. A. Ingram, M. F. Demirkol, and D. Kim, "Transmit diversity and spatial multiplexing for RF links using modulated backscatter," in *Proc. ISSSE*, Jul. 2001, pp. 24–27.
- [104] J. D. Griffin and G. D. Durgin, "Gains for RF tags using multiple antennas," *IEEE Trans. Antennas Propag.*, vol. 56, no. 2, pp. 563–570, Feb. 2008.
- [105] J. D. Griffin and G. D. Durgin, "Multipath fading measurements at 5.8 GHz for backscatter tags with multiple antennas," *IEEE Trans. Antennas Propag.*, vol. 58, no. 11, pp. 3693–3700, Nov. 2010.
- [106] T. Wu, M. Jiang, Q. Zhang, Q. Li, and J. Qin, "Beamforming design in multiple-input-multiple-output symbiotic radio backscatter systems," *IEEE Commun. Lett.*, vol. 25, no. 6, pp. 1949–1953, Jun. 2021.
- [107] C. He, S. Chen, H. Luan, X. Chen, and Z. J. Wang, "Monostatic MIMO backscatter communications," *IEEE J. Selected Areas Commun.*, vol. 38, no. 8, pp. 1896–1909, Aug. 2020.
- [108] C. He, H. Luan, X. Li, C. Ma, L. Han, and Z. Jane Wang, "A simple, high-performance space-time code for MIMO backscatter communications," *IEEE Internet Things J.*, vol. 7, no. 4, pp. 3586–3591, Apr. 2020.
- [109] H. Luan, X. Xie, L. Han, C. He, and Z. J. Wang, "A better than alamouti OSTBC for MIMO backscatter communications," *IEEE Trans. Wireless Commun.*, vol. 21, no. 2, pp. 1117–1131, Feb. 2022.
- [110] U. S. Toro, S. Khan, U. Aslam, B. M. ElHalawany and K. Wu, "Enhancing the sustainability of acoustic backscatter communication with multi-source energy harvesting," *IEEE Commun. Mag.*, doi: 10.1109/MCOM.002.2200686.
- [111] A. Khaleghi, A. Hasanvand, and I. Balasingham, "Wireless backscatter communication using multiple transmitter scheme," in *Proc. IEEE EuCAP*, 2016, pp. 1–4.
- [112] C. Yang, J. Gummeson, and A. Sample, "Riding the airways: Ultra-wideband ambient backscatter via commercial broadcast systems," in *Proc. IEEE INFOCOM*, 2017, pp. 1–9.
- [113] A. Galisteo, A. Varshney, and D. Giustiniano, "Two to tango: Hybrid light and backscatter networks for next billion devices," in *Proc. 18th International Conference on Mobile Systems, Applications, and Services*, Jun. 2020, pp. 80–93.
- [114] S. H. Kim and D. I. Kim, "Hybrid backscatter communication for wireless-powered heterogeneous networks," *IEEE Trans. Wireless Commun.*, vol. 16, no. 10, pp. 6557–6570, 2017.
- [115] S. H. Kim, S. Y. Park, K. W. Choi, T. -J. Lee, and D. I. Kim, "Backscatter-aided cooperative transmission in wireless-powered heterogeneous networks," *IEEE Trans. Wireless Commun.*, vol. 19, no. 11, pp. 7309–7323, Nov. 2020.
- [116] M. Katanbaf, A. Saffari, and J. R. Smith, "MultiScatter: Multistatic backscatter networking for battery-free sensors," in *Proc. ACM Conf. Embedded Netw. Sens. Syst.*, 2021, pp. 69–83.
- [117] L. Yuan, Q. Wang, J. Zhao, and W. Gong, "Multiprotocol backscatter with commodity radios for personal IoT sensors," *IEEE/ACM Trans. Netw.*, vol. 31, no. 3, pp. 1132–1144, Jun. 2023.
- [118] R. Zhang, X. Kang, and Y.-C. Liang, "Minimum throughput maximization for peer-assisted NOMA-plus-TDMA symbiotic radio networks," *IEEE Wireless Commun. Lett.*, vol. 10, no. 9, pp. 1847–1851, Sept. 2021.
- [119] B. Gu, D. Li, Y. Xu, C. Li, and S. Sun, "Many a little makes a mickle: Probing backscattering energy recycling for backscatter communications," *IEEE Trans. Veh. Tech.*, vol. 72, no. 1, pp. 1343–1348, Jan. 2023.
- [120] J. Hu, X. Cai, and K. Yang, "Joint trajectory and scheduling design for UAV aided secure backscatter communications," *IEEE Wireless Commun. Lett.*, vol. 9, no. 12, pp. 2168–2172, Dec. 2020.
- [121] D. Nagarajan, D. N. K. Jayakody, and R. Balakrishnan, "Performance analysis of UAV-enabled backscatter wireless communication network," in *Proc. DroneCom*, 2020, pp. 20–24.
- [122] G. Yang, R. Dai, and Y.-C. Liang, "Energy-efficient UAV backscatter communication with joint trajectory design and resource optimization," *IEEE Trans. Wireless Commun.*, vol. 20, no. 2, pp. 926–941, Feb. 2021.
- [123] Y. Zhang, Z. Mou, F. Gao, L. Xing, J. Jiang, and Z. Han, "Hierarchical deep reinforcement learning for backscattering data collection with multiple UAVs," *IEEE Internet Things J.*, vol. 8, no. 5, pp. 3786–3800, Mar. 2021.
- [124] H. Yang, Y. Ye, X. Chu, and S. Sun, "Energy efficiency maximization for UAV-enabled hybrid backscatter-harvest-then-transmit communications," *IEEE Trans. Wireless Commun.*, vol. 21, no. 5, pp. 2876–2891, May 2022.
- [125] Y. Du, Z. Chen, J. Hao, and Y. Guo, "Joint optimization of trajectory and communication in multi-UAV assisted backscatter communication networks," *IEEE Access*, vol. 10, pp. 40861–40871, 2022.
- [126] L. Bai, Q. Chen, T. Bai, and J. Wang, "UAV-enabled secure multiuser backscatter communications with planar array," *IEEE J. Selected Areas Commun.*, vol. 40, no. 10, pp. 2946–2961, Oct. 2022.
- [127] B. Lyu, Z. Yang, H. Guo, F. Tian, and G. Gui, "Relay cooperation enhanced backscatter communication for Internet-of-Things," *IEEE Internet Things J.*, vol. 6, no. 2, pp. 2860–2871, Apr. 2019.
- [128] A. E. Mostafa and V. W. S. Wong, "Connection density enhancement of backscatter communication systems with relaying," in *Proc. IEEE GLOBECOM*, 2020, pp. 1–6.
- [129] W. -J. Wang, K. Xu, Y. Yan, and L. Chen, "Relay selection-based cooperative backscatter transmission with energy harvesting: Throughput maximization," *IEEE Wireless Commun. Lett.*, vol. 11, no. 7, pp. 1533–1537, Jul. 2022.
- [130] S. Gong, X. Huang, J. Xu, W. Liu, P. Wang, and D. Niyato, "Backscatter relay communications powered by wireless energy beamforming," *IEEE Trans. Commun.*, vol. 66, no. 7, pp. 3187–3200, July 2018.
- [131] S. Gong, L. Gao, J. Xu, Y. Guo, D. T. Hoang, and D. Niyato, "Exploiting backscatter-aided relay communications with hybrid access model in device-to-device networks," *IEEE Trans. Cognitive Commun. New.*, vol. 5, no. 4, pp. 835–848, Dec. 2019.
- [132] J. Xu, J. Li, S. Gong, K. Zhu, and D. Niyato, "Passive relaying game for wireless powered Internet of Things in backscatter-aided hybrid radio networks," *IEEE Internet Things J.*, vol. 6, no. 5, pp. 8933–8944, Oct. 2019.
- [133] X. Gao, D. Niyato, K. Yang, and J. An, "Cooperative scheme for backscatter-aided passive relay communications in wireless-powered D2D networks," *IEEE Internet Things J.*, vol. 9, no. 1, pp. 152–164, 1 Jan. 1, 2022.
- [134] C. Zheng, W. Cheng, and H. Zhang, "Optimal resource allocation for two-user and single-DF-relay network with ambient backscatter," *IEEE Access*, vol. 7, pp. 91375–91389, 2019.
- [135] Y. He, X. Wu, Z. He, and M. Guizani, "Energy efficiency maximization of backscatter-assisted wireless-powered MEC with user cooperation," *IEEE Trans. Mobile Comp.*, doi: 10.1109/TMC.2023.3243161.
- [136] D. Li, "Bound analysis of number configuration for reflecting elements in IRS-assisted D2D communications," *IEEE Wireless Commun. Lett.*, vol. 11, no. 10, pp. 2220–2224, Oct. 2022.
- [137] D. Li, "How many reflecting elements are needed for energy- and spectral-efficient intelligent reflecting surface-assisted communication," *IEEE Trans. Commun.*, vol. 70, no. 2, pp. 1320–1331, Feb. 2022.
- [138] D. Li, "Ergodic capacity of intelligent reflecting surface-assisted communication systems with phase errors," *IEEE Commun. Lett.*, vol. 24, no. 8, pp. 1646–1650, Aug. 2020.
- [139] D. Li, "Fairness-aware multiuser scheduling for finite-resolution intelligent reflecting surface-assisted communication," *IEEE Commun. Lett.*, vol. 25, no. 7, pp. 2395–2397, Jul. 2021.
- [140] H. Xie, B. Gu, D. Li, Z. Lin, and Y. Xu, "Gain without pain: Recycling reflected energy from wireless powered RIS-aided communications," *IEEE Internet Things J.*, vol. 10, no. 15, pp. 13264–13280, Aug. 2023.

- [141] Y. -C. Liang, Q. Zhang, J. Wang, R. Long, H. Zhou, and G. Yang, "Backscatter communication assisted by reconfigurable intelligent surfaces," *Proceedings of the IEEE*, vol. 110, no. 9, pp. 1339–1357, Sept. 2022.
- [142] Y. Zhao and B. Clerckx, "RIScatter: Unifying backscatter communication and reconfigurable intelligent surface," *arXiv preprint arXiv:2212.09121*, Dec. 2022.
- [143] S. Y. Park and D. In Kim, "Intelligent reflecting surface-aided phase-shift backscatter communication," *IEEE IMCOM*, 2020, pp. 1–5.
- [144] W. Zhao, G. Wang, S. Atapattu, T. A. Tsiftsis, and X. Ma, "Performance analysis of large intelligent surface aided backscatter communication systems," *IEEE Wireless Commun. Lett.*, vol. 9, no. 7, pp. 962–966, July 2020.
- [145] S. Xu, Y. Du, J. Liu, and J. Li, "Intelligent reflecting surface based backscatter communication for data offloading," *IEEE Trans. Commun.*, vol. 70, no. 6, pp. 4211–4221, Jun. 2022.
- [146] S. Li, L. Bariah, S. Muhaidat, A. Wang, and J. Liang, "Outage analysis of NOMA-enabled backscatter communications with intelligent reflecting surfaces," *IEEE Internet Things J.*, vol. 9, no. 16, pp. 15390–15400, Aug. 15, 2022.
- [147] S. Xu, J. Liu, N. Kato, and Y. Du, "Intelligent reflecting surface backscatter enabled multi-tier computing for 6G Internet of Things," *IEEE J. Selected Areas Commun.*, vol. 41, no. 2, pp. 320–333, Feb. 2023.
- [148] H. Yang, H. Ding, K. Cao, M. ElKashlan, H. Li, and K. Xin, "A RIS-segmented symbiotic ambient backscatter communication system," *IEEE Trans. Veh. Tech.*, early access. 2023, doi: 10.1109/TVT.2023.3306037.
- [149] M. Nemati, J. Ding, and J. Choi, "Short-range ambient backscatter communication using reconfigurable intelligent surfaces," in *Proc. IEEE WCNC*, 2020, pp. 1–6.
- [150] J. Zuo, Y. Liu, L. Yang, L. Song, and Y. -C. Liang, "Reconfigurable intelligent surface enhanced NOMA assisted backscatter communication system," *IEEE Trans. Veh. Tech.*, vol. 70, no. 7, pp. 7261–7266, Jul. 2021.
- [151] R. Fara, D. . -T. Phan-Huy, P. Ratajczak, A. Ourir, M. Di Renzo, and J. De Rosny, "Reconfigurable intelligent surface-assisted ambient backscatter communications – Experimental assessment," in *Proc. IEEE ICC Workshops*, 2021, pp. 1–7.
- [152] P. Ramezani and A. Jamalipour, "Backscatter-assisted wireless powered communication networks empowered by intelligent reflecting surface," *IEEE Trans. Veh. Tech.*, vol. 70, no. 11, pp. 11908–11922, Nov. 2021.
- [153] S. Mao, N. Zhang, J. Hu, and K. Yang, "Intelligent reflecting surface-assisted over-the-air computation for backscatter sensor networks," *IEEE Trans. Veh. Tech.*, vol. 72, no. 5, pp. 6839–6843, May 2023.
- [154] X. Jia, X. Zhou, D. Niyato, and J. Zhao, "Intelligent reflecting surface-assisted bistatic backscatter networks: Joint beamforming and reflection design," *IEEE Trans. Green Commun. Netw.*, vol. 6, no. 2, pp. 799–814, Jun. 2022.
- [155] D. L. Galappaththige, F. Rezaei, C. Tellambura, and S. Herath, "RIS-empowered ambient backscatter communication systems," *IEEE Wireless Commun. Lett.*, vol. 12, no. 1, pp. 173–177, Jan. 2023.
- [156] Q. Liu, M. Fu, W. Li, J. Xie, and M. Kadoch, "RIS-assisted ambient backscatter communication for SAGIN IoT," *IEEE Internet Things J.*, vol. 10, no. 11, pp. 9375–9384, Jun. 2023.
- [157] D. Li, "Backscatter communication via harvest-then-transmit relaying," *IEEE Trans. Veh. Tech.*, vol. 69, no. 6, pp. 6843–6847, Jun. 2020.
- [158] B. Lyu, D. T. Hoang, and Z. Yang, "Backscatter then forward: A relaying scheme for batteryless IoT networks," *IEEE Wireless Commun. Lett.*, vol. 9, no. 4, pp. 562–566, Apr. 2020.
- [159] Y. Zhuang, X. Li, H. Ji, and H. Zhang, "Exploiting hybrid SWIPT in ambient backscatter communication-enabled relay networks: Optimize power allocation and time scheduling," *IEEE Internet Things J.*, vol. 9, no. 24, pp. 24655–24668, Dec. 2022.
- [160] J. Zhao, W. Gong, and J. Liu, "X-Tandem: Towards MultiHop Backscatter Communication with Commodity WiFi," in *Proc. 24th Annual ACM Int'l. Conf. Mobile Computing and Networking*, 2018, pp. 497–511.
- [161] A. Y. Majid, M. Jansen, G. O. Delgado, K. S. Yildirim, and P. Pawelczak, "Multi-hop backscatter tag-to-tag networks," in *Proc. IEEE INFOCOM*, 2019, pp. 721–729.
- [162] J. Zhao, W. Gong, and J. Liu, "Towards scalable backscatter sensor mesh with decodable relay and distributed excitation," in *Proc. 24th Annual International Conference on Mobile Computing and Networking*, 2018, pp. 77–79.
- [163] D. Piumwardane, C. Rohner, and T. Voigt, "Reliable flooding in dense backscatter-based tag-to-tag networks," in *Proc. IEEE RFID*, 2021, pp. 1–8.
- [164] Z. Yang, L. Feng, F. Zhou, X. Qiu, and W. Li, "Analytical performance analysis of intelligent reflecting surface aided ambient backscatter communication network," *IEEE Wireless Commun. Lett.*, vol. 10, no. 12, pp. 2732–2736, Dec. 2021.
- [165] Y. Chen, "Performance of ambient backscatter systems using reconfigurable intelligent surface," *IEEE Commun. Lett.*, vol. 25, no. 8, pp. 2536–2539, Aug. 2021.
- [166] A. Bhowal, S. Aissa, and R. S. Kshetrimayum, "RIS-assisted advanced spatial modulation techniques for ambient backscattering communications," *IEEE Trans. Green Commun. Netw.*, vol. 5, no. 4, pp. 1684–1696, Dec. 2021.
- [167] S. Yang, Y. Deng, X. Tang, Y. Ding, and J. Zhou, "Energy efficiency optimization for UAV-assisted backscatter communications," *IEEE Commun. Lett.*, vol. 23, no. 11, pp. 2041–2045, Nov. 2019.
- [168] M. Z. Hassan, M. J. Hossain, J. Cheng, and V. C. Leung, "Statistical QoS guarantee for IoT network driven by laser-powered UAV relay and RF backscatter communications," *IEEE Trans. Green Commun. Netw.*, vol. 5, no. 1, pp. 406–425, Mar. 2020.
- [169] M. Hua, L. Yang, C. Li, Q. Wu, and A. L. Swindlehurst, "Throughput maximization for UAV-aided backscatter communication networks," *IEEE Trans. Commun.*, vol. 68, no. 2, pp. 1254–1270, Feb. 2020.
- [170] M. Z. Hassan, M. J. Hossain, J. Cheng, and V. C. M. Leung, "Statistical-QoS guarantee for IoT network driven by laser-powered UAV relay and RF backscatter communications," *IEEE Trans. Green Commun. Netw.*, vol. 5, no. 1, pp. 406–425, Mar. 2021.
- [171] R. Han, L. Bai, Y. Wen, J. Liu, J. Choi, and W. Zhang, "UAV-aided backscatter communications: Performance analysis and trajectory optimization," *IEEE J. Selected Areas Commun.*, vol. 39, no. 10, pp. 3129–3143, Oct. 2021.
- [172] S. Solanki, S. Gautam, S. K. Sharma, and S. Chatzinotas, "Ambient backscatter assisted co-existence in aerial-IRS wireless networks," *IEEE Open J. Commun. Society*, vol. 3, pp. 608–621, 2022.
- [173] H. Yang, H. Ding, and M. ElKashlan, "Opportunistic symbiotic backscatter communication systems," *IEEE Commun. Lett.*, vol. 27, no. 1, pp. 100–104, Jan. 2023.
- [174] S. M. R. Islam, N. Avazov, O. A. Dobre, and K. S. Kwak, "Power-domain non-orthogonal multiple access (NOMA) in 5G Systems: Potentials and challenges," *IEEE Commun. Surveys Tut.*, vol. 19, no. 2, pp. 721–742, 2nd Quart. 2017.
- [175] J. Guo, X. Zhou, S. Durrani, and H. Yanikomeroglu, "Design of non-orthogonal multiple access enhanced backscatter communication," *IEEE Trans. Wireless Commun.*, vol. 17, no. 10, pp. 6837–6852, Oct. 2018.
- [176] G. Yang, X. Xu, and Y. -C. Liang, "Resource allocation in NOMA-enhanced backscatter communication networks for wireless powered IoT," *IEEE Wireless Commun. Lett.*, vol. 9, no. 1, pp. 117–120, Jan. 2020.
- [177] F. D. Ardakani, R. Huang, and V. W. S. Wong, "Joint device pairing, reflection coefficients, and power control for NOMA backscatter systems," *IEEE Trans. Veh. Technol.*, vol. 71, no. 4, pp. 4396–4411, Apr. 2022.
- [178] R. Jantti, R. Duan, J. Lietzen, H. Khalifa, and L. Hanzo, "Quantum-enhanced microwave backscattering communications," *IEEE Commun. Mag.*, vol. 58, no. 1, pp. 80–85, Jan. 2020.
- [179] C. Wang and A. Rahman, "Quantum-enabled 6G wireless networks: Opportunities and challenges," *IEEE Wireless Commun.*, vol. 29, no. 1, pp. 58–69, Feb. 2022.
- [180] A. A. Monrat, O. Schelén, and K. Andersson, "A survey of blockchain from the perspectives of applications, challenges, and opportunities," *IEEE Access*, vol. 7, pp. 117134–117151, 2019.
- [181] T. Oyedare, V. K. Shah, D. J. Jakubis, and J. H. Reed, "Interference suppression using deep learning: Current approaches and open challenges," *IEEE Access*, vol. 10, pp. 66238–66266, 2022.
- [182] U. S. Toro, B. M. ElHalawany, A. B. Wong, L. Wang, and K. Wu, "Machine-learning-assisted signal detection in ambient backscatter communication networks," *IEEE Netw.*, vol. 35, no. 6, pp. 120–125, Nov. 2021.
- [183] T. J. O'Shea, T. Roy, and T. C. Clancy, "Over-the-air deep learning based radio signal classification," *IEEE J. Sel. Topics Signal Process.*, vol. 12, no. 1, pp. 168–179, Feb. 2018.
- [184] W. Yin, K. Kann, M. Yu, and H. Schütze, "Comparative study of CNN and RNN for natural language processing," *arXiv Preprint, arXiv:1702.01923*, 2017.
- [185] S. Hochreiter and J. Schmidhuber, "Long short-term memory," *Neural computation*, vol. 9, no. 8, pp. 1735–1780, 1997.
- [186] J. Chung, C. Gulcehre, K. Cho, and Y. Bengio, "Empirical evaluation of gated recurrent neural networks on sequence modeling," in *Proc. of NIPS*, 2014.

- [187] D. Czech, A. Mishra, and M. Inggs, "A CNN and LSTM-based approach to classifying transient radio frequency interference," *Astron. Comput.*, vol. 25, pp. 52–57, Oct. 2018.
- [188] B. Gu, D. Li, Y. Liu, and Y. Xu, "Exploiting constructive interference for backscatter communication systems," *IEEE Trans. Commun.*, vol. 71, no. 7, pp. 4344–4359, Jul. 2023.
- [189] C. Pérez-Penichet, F. Hermans, and T. Voigt, "On limits of constructive interference in backscatter systems," in *Proc. GloTS*, pp. 1-5, Aug. 2017.
- [190] G. Zheng, M. Wen, Y. Chen, S. Zhao, and H. Du, "Interference exploitation for ambient backscatter communication networks via symbol level precoding," *IEEE Wireless Commun. Lett.*, vol. 11, no. 6, pp. 1166–1170, Jun. 2022.
- [191] L. Zhu, W. Ma, and R. Zhang, "Movable antennas for wireless communication: Opportunities and challenges," *arXiv preprint arXiv:2306.02331*, 2023.
- [192] Z. Zhang *et al.*, "Active RIS vs. passive RIS: Which will prevail in 6G?" *IEEE Trans. Commun.*, vol. 71, no. 3, pp. 1707–1725, Mar. 2023.
- [193] Y. Wu, P. Wang, K. Xu, L. Feng, and C. Xu, "Turboboosting visible light backscatter communication," in *Proc. Annu. Conf. ACM Special Int. Group Data Commun. Appl. Technol., Architectures Protoc. Comput. Commun.*, 2020, pp. 186–197.
- [194] T. Richardson and S. Kudekar, "Design of low-density parity check codes for 5 G new radio," *IEEE Commun. Mag.*, vol. 56, no. 3, pp. 28–34, Mar. 2018.