

## A new observable for $W$ -mass determination

---

**Luca Rottoli,<sup>a</sup> Paolo Torrielli<sup>b,\*</sup> and Alessandro Vicini<sup>c</sup>**

<sup>a</sup>*Physik Institut, Universität Zürich, CH-8057 Zürich, Switzerland*

<sup>b</sup>*Dipartimento di Fisica, Università di Torino and INFN, Sezione di Torino, I-10125 Torino, Italy*

<sup>c</sup>*Dipartimento di Fisica, Università di Milano and INFN, Sezione di Milano, I-20133 Milano, Italy*

*E-mail: [luca.rottoli@physik.uzh.ch](mailto:luca.rottoli@physik.uzh.ch), [paolo.torrielli@to.infn.it](mailto:paolo.torrielli@to.infn.it),  
[alessandro.vicini@mi.infn.it](mailto:alessandro.vicini@mi.infn.it)*

In this contribution we discuss the properties of the jacobian asymmetry, the new observable introduced in [1] for a robust determination of the value and uncertainty of the  $W$ -boson mass at hadron colliders.

*16th International Symposium on Radiative Corrections: Applications of Quantum Field Theory to Phenomenology (RADCOR2023)  
28th May - 2nd June, 2023  
Crieff, Scotland, UK*

---

\*Speaker

## 1. Introduction

The determination of the  $W$ -boson mass  $m_W$  is of paramount importance for the precision programme of collider facilities such as the LHC [2–4]. In the Standard Model (SM), quantum corrections to the value of  $m_W$  are sensitive to other fundamental parameters of the theory, such as the top-quark and the Higgs-boson masses. Therefore,  $m_W$  is central to global fits of electroweak (EW) precision observables [5, 6], allowing for compelling tests of the SM itself [7, 8].

Measurements of the  $W$ -boson mass at different high-energy colliders span four decades, and the precision with which  $m_W$  is determined has steadily improved since discovery, owing to the wealth of available data and to many experimental advances, reaching nowadays the level of 10-20 MeV [2–4, 9], i.e. a relative accuracy at the permyriad level. Such a level of precision requires an exquisite control over all elements that feed into the extraction, including not only experimental calibrations, but also the robustness of the strategies adopted to infer  $m_W$  from data. The consideration that the most precise  $m_W$  measurement to date [9] is several standard deviations away from the SM expectations (and from the World average) further stimulates a careful assessment of the methodologies employed for  $m_W$  determination.

At hadron colliders, the value of  $m_W$  is primarily deduced from the charged-current Drell-Yan (CCDY) process, the hadro-production of a lepton-neutrino pair. Of particular relevance in this context are observables defined in the transverse plane with respect to the collision axis, such as the charged-lepton transverse momentum  $p_t^\ell$ , or the lepton-neutrino transverse mass  $M_t^{\ell\nu}$  [2–4, 9, 10]. The spectra of such quantities display a kinematical jacobian peak whose position directly depends on the value of  $m_W$ , hence the shape of these distributions in the peak region can be used as a privileged probe to extract the  $W$ -boson mass. A physical description of the shape of the jacobian peak requires to take into account a variety of theoretical and experimental effects. On the theory side, the peak arises at the boundary of the available charged-lepton phase space at leading order in QCD, whence soft QCD radiation causes an integrable singularity [11] in the spectrum around the peak in fixed-order perturbation theory, which calls for all-order resummation of infrared (IR) enhanced QCD effects. QED final-state radiation also significantly affects the shape of the peak, as well as mixed QCD-EW effects in the case of  $p_t^\ell$  [12]. On the experimental side, the peak is relatively stable under detector effects for  $p_t^\ell$ , while it gets significantly smeared by the latter in the case of  $M_t^{\ell\nu}$ , owing to neutrino reconstruction, see e.g. Figure 1 of [13].

## 2. Standard $m_W$ determination

A common procedure to extract of the  $W$ -boson mass at hadron colliders is through template fitting. Theoretical template distributions for  $p_t^\ell$  or  $M_t^{\ell\nu}$  are computed with different hypotheses  $m_{W,i}$  for the value of the  $W$ -boson mass, and then compared to experimental data. A measure  $\chi_i^2$  (be it a true  $\chi^2$  or a likelihood) is defined to quantify the distance between the templates and the experimental spectra, and the  $W$ -mass value is determined as the  $m_{W,i}$  corresponding to the minimum  $\chi_i^2$ . The main challenge with this strategy is that the shape of the jacobian peak needs to be controlled with a relative accuracy at the permille level, in order to resolve  $\Delta m_W/m_W \sim 10^{-4}$  effects, while the current theoretical accuracy on  $p_t^\ell$  and  $M_t^{\ell\nu}$  spectra in CCDY is rather at the percent level [14–16].

The procedure is restored by leveraging the availability of high-precision  $p_t^Z$  data in neutral-current Drell Yan (NCDY). The tools used to produce the theoretical template distributions, typically flexible but low-accuracy parton-shower event generators, are calibrated to give the best description of such  $p_t^Z$  data, primarily by tuning the parameters of a non-perturbative (NP) model (e.g. the intrinsic  $k_t$  of partons in the proton, or the shower cutoff scale  $Q_0$ ). The same tuning setup deduced in NCDY is then used to produce the templates of  $p_t^\ell$  and  $M_t^{\ell\nu}$  in CCDY, and, after tuning, the templates typically give rise to reasonably low minimum  $\chi_i^2$  values.

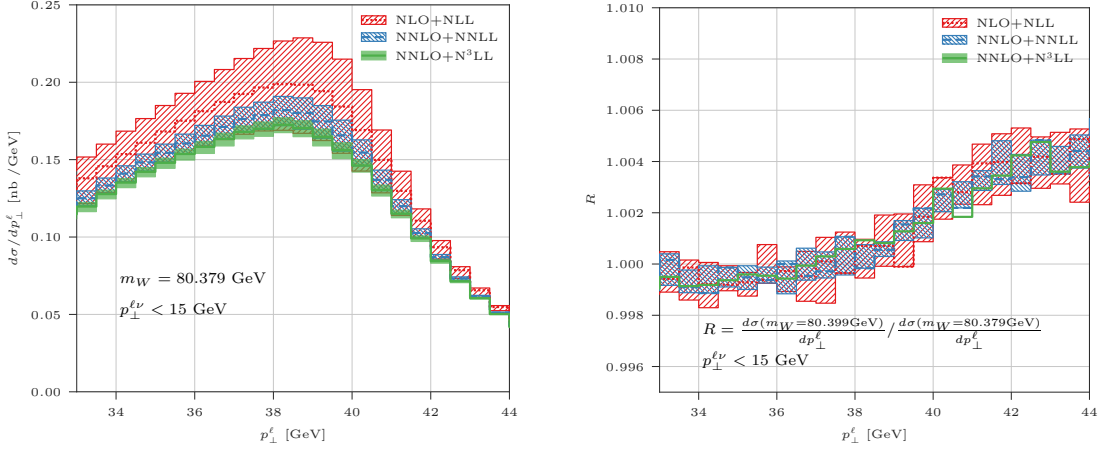
Although the template-fitting procedure is long-established, with the aim of  $10^{-4}$  relative accuracy on  $m_W$ , it is legitimate to raise methodological concerns about its reliability and robustness. First, as evinced from the above discussion, template fitting heavily relies on the tuning step of parton showers, i.e. the theoretical prediction is driven by NP physics, which is the least understood theoretically. In particular, tuned NP parameters effectively mimic the contributions of higher-order perturbative radiation, and the significant progress in the perturbative understanding of the Drell-Yan process [14–54] is not fully exploited (barring to a certain extent effects due to reweighing of event samples). Moreover, the universality of the underlying NP model [55], assumed when applying to CCDY the same NP parameters extracted from NCDY, can be spoiled by a variety of effects that differ in the two Drell-Yan processes [56–59], driven by the different parton flavour combinations they probe. Finally, the definition of  $\chi^2$  used as a distance measure does not include theoretical uncertainty, owing to the non-statistical nature of unphysical-scale variations. These features expose the template-fitting procedure to a potential severe underestimation of the real uncertainties associated with  $m_W$  extraction.

From the above considerations, it would be desirable to define a procedure of  $m_W$  determination that allows for a transparent discussion of theoretical and experimental uncertainties on the extracted  $W$ -boson mass value, and one which would ideally minimise the reliance on  $p_t^Z$  calibration/tuning when extracting  $m_W$ .

### 3. New strategy for $m_W$ determination

To define the advocated novel procedure, we focus on the  $p_t^\ell$  spectrum for definiteness. This is displayed in Figure 1 (left) at various perturbative accuracies, where one can appreciate the physical description of the jacobian peak at  $p_t^\ell \sim m_W/2$  provided by QCD resummation (i.e. the absence of any integrable singularity), as well as the  $O(2\%)$  theoretical accuracy achieved with state-of-the-art tools. The setup employed to obtain the plot is detailed in the caption of the Figure. The right panel of Figure 1 shows the remarkable feature that the ratio of  $p_t^\ell$  spectra obtained with different  $m_W$  values is largely independent of the underlying QCD accuracy (provided resummation is included in the prediction), which can be understood since the sensitivity to the value of  $m_W$  stems from  $W$ -boson propagation and decay, and it is essentially factorised from QCD initial-state radiation. The sensitivity to a relative variation  $\Delta m_W/m_W \sim 2 \cdot 10^{-4}$  is also well resolvable beyond the theoretical scale-uncertainty band (the latter being obtained as a 9-point envelope varying renormalisation, factorisation and resummation scales by factors of 2 around their central values).

In order to quantify which of the  $N$  bins  $\sigma_i$  carry most of the sensitivity to  $m_W$ , we can define a covariance matrix w.r.t.  $m_W$  variations as  $C_{ij}^{(m_W)} = \langle \sigma_i \sigma_j \rangle - \langle \sigma_i \rangle \langle \sigma_j \rangle$ , where  $\langle x \rangle = \frac{1}{p} \sum_{k=1}^p x(k)$  denotes an average over the range of  $p$  different  $m_W$  hypotheses. By diagonalising  $C_{ij}^{(m_W)}$  one gets

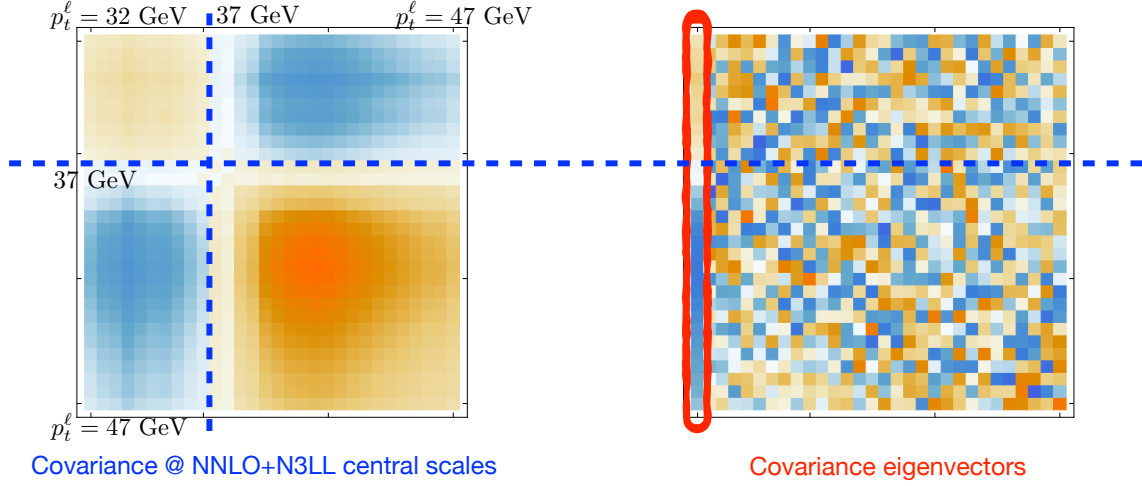


**Figure 1:** Left:  $p_t^\ell$  distribution in CCDY, computed with different QCD approximations and reference  $m_W = 80.379$  GeV. Right: ratio of  $p_t^\ell$  distributions computed with two  $m_W$  values differing by 20 MeV. Setup employed:  $W^-$  production at the 13-TeV LHC with acceptance cuts  $p_t^\ell > 20$  GeV,  $M_{t\nu}^\ell > 27$  GeV,  $|\eta_\ell| < 2.5$ ,  $66$  GeV  $< M^{\ell\nu} < 116$  GeV,  $p_t^{\ell\nu} < 15$  GeV ( $\eta_\ell$  and  $M^{\ell\nu}$  being the charged-lepton rapidity and the lepton-pair invariant mass, respectively); central replica of the NNPDF4.0 NNLO proton PDF set [60] with strong coupling constant  $\alpha_s(m_Z) = 0.118$  through the LHAPDF interface [61];  $p_t^{\ell\nu}$  resummation and matching provided by RadISH [62–65], fixed-order predictions provided by MCFM [66].

$N$  orthogonal  $p_t^\ell$ -bin combinations whose eigenvalues represent the sensitivity of such eigenvectors to  $m_W$  variations. The left panel of Figure 2 displays for illustrative purposes the covariance  $C_{ij}^{(m_W)}$  for NNLO+N<sup>3</sup>LL predictions with central scales, from which one can appreciate a clear anti-correlation between the  $p_t^\ell$  regions at the left and at the right of the jacobian peak (orange bins are positive, blue bins are negative, their magnitude being proportional to colour intensity). The right panel of Figure 2 shows the matrix of eigenvectors of  $C_{ij}^{(m_W)}$ , sorted from left to right by decreasing eigenvalues. Only the leftmost eigenvector displays a clear pattern of coefficients (positive for  $p_t^\ell$  below 37 GeV, negative above). Its corresponding eigenvalue  $e_1$  is by far the dominant one, with  $e_1/\text{tr}[C_{ij}^{(m_W)}] \sim 0.99$ . This means that most of the sensitivity to  $m_W$  variations hiding in the  $p_t^\ell$  spectrum is captured by the sole first bin combination.

On physical grounds, this pattern lends itself to a relatively straightforward interpretation: a variation  $\Delta m_W$  in the  $W$ -boson mass has the sole (or at least by far dominant) effect of inducing a rigid shift of the  $p_t^\ell$  spectrum by  $\Delta m_W/2$ . A single  $p_t^\ell$ -bin combination is thus sufficient to entirely capture the effect of  $m_W$  variations. Such a combination is the one corresponding to the translational mode of the spectrum: indeed its coefficients are proportional to the derivative of the spectrum w.r.t.  $p_t^\ell$  (i.e.  $d^2\sigma/dp_t^{\ell 2}$ ), as expected from the generator of  $p_t^\ell$  translations.

This analysis suggests two possible strategies. One would be that of measuring and template-fitting directly  $d^2\sigma/dp_t^{\ell 2}$ , as opposed to  $d\sigma/dp_t^\ell$ : the former essentially distills all of the sensitivity to  $m_W$  variations, without being blurred by other concurring effects, chiefly QCD radiation (cfr. independence of the spectrum derivative from QCD in the right panel of Figure 1). Whether this strategy is more robust and resilient to tuning than the standard fitting procedure is subject of future developments. Another strategy, pursued in [1], is to encode (as much as possible of)



**Figure 2:** Left: covariance matrix  $C_{ij}^{(mw)}$  at NNLO+N<sup>3</sup>LL with central scales, see main text for its detailed definition. Right: matrix of  $C_{ij}^{(mw)}$  eigenvectors as columns, sorted from left to right by decreasing eigenvalue magnitude.

the information carried by the translational eigenvector into the definition of a simple observable enjoying good features both from the experimental and from the theoretical point of view.

#### 4. Jacobian asymmetry

The dominant translational eigenvector of  $C_{ij}^{(mw)}$  collects the bins below (above) the peak with positive (negative) coefficients. An observable encoding this information is thus the *jacobian asymmetry*  $\mathcal{A}_{p_t^\ell}$ , defined as

$$\mathcal{A}_{p_t^\ell}(p_{t,\min}^\ell, p_{t,\text{mid}}^\ell, p_{t,\max}^\ell) = \frac{L - U}{L + U},$$

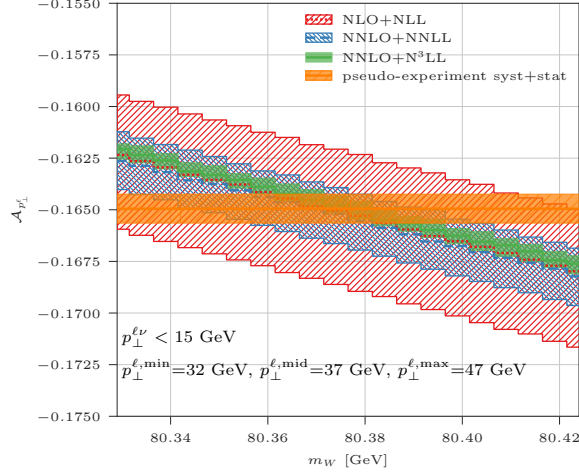
$$L = \int_{p_{t,\min}^\ell}^{p_{t,\text{mid}}^\ell} dp_t^\ell \frac{d\sigma}{dp_t^\ell}, \quad U = \int_{p_{t,\text{mid}}^\ell}^{p_{t,\max}^\ell} dp_t^\ell \frac{d\sigma}{dp_t^\ell}, \quad (1)$$

where three values  $p_{t,\min}^\ell$ ,  $p_{t,\text{mid}}^\ell$ , and  $p_{t,\max}^\ell$  define two adjacent windows in the  $p_t^\ell$  spectrum, selecting bins below and above the peak, respectively. Crucial is that  $p_{t,\text{mid}}^\ell$  be close to 37 GeV, in order to match the change of sign in the coefficients of the covariance eigenvector (see Figure 2) <sup>1</sup>.

A feature one can immediately notice in this definition is that  $\mathcal{A}_{p_t^\ell}$  is constructed as a combination of fiducial rates in relatively wide  $p_t^\ell$  windows (imagining  $p_{t,\min}^\ell \sim 30$  GeV, and  $p_{t,\max}^\ell \sim 50$  GeV), whence  $\mathcal{A}_{p_t^\ell}$  is a single scalar number experimentally measurable by means of an inclusive counting of events in the two windows.

Figure 3 displays  $\mathcal{A}_{p_t^\ell}$  in various QCD approximations, as a function of  $m_W$ . Its linearly decreasing behaviour stems from the fact that an  $m_W$  shift by  $+\Delta m_W$  induces a shift in the position

<sup>1</sup>Alternatives to  $\mathcal{A}_{p_t^\ell}$  could be devised: for instance, the two  $p_t^\ell$  windows might not be exactly adjacent, or one could give relative weights to  $L$  and  $U$ , in order to better align  $\mathcal{A}_{p_t^\ell}$  to the dominant covariance eigenvector.

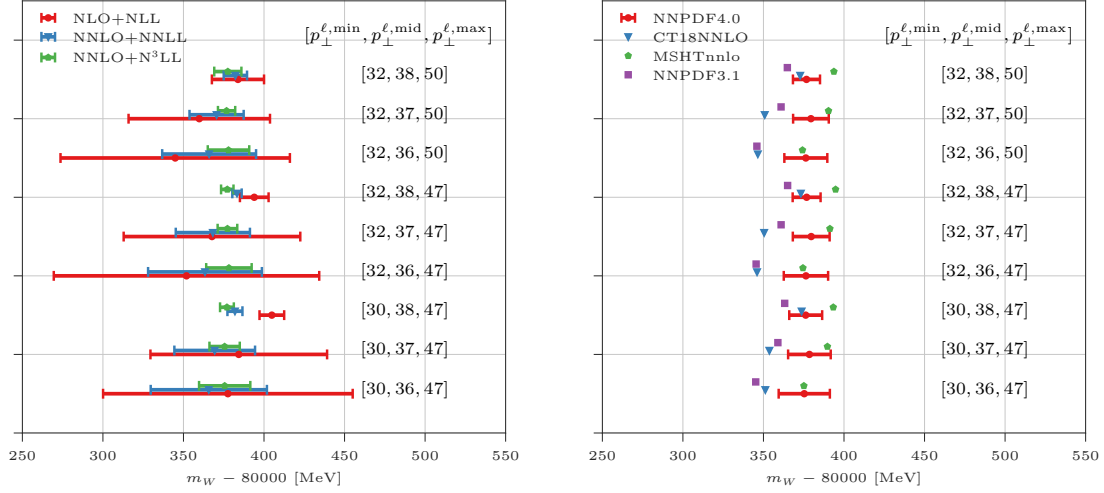


**Figure 3:** Jacobian asymmetry as a function of  $m_W$  at different perturbative QCD orders. Window edges are specified in the plot. See text for details.

of the jacobian peak by  $+\Delta m_W/2$  (i.e. linear in  $\Delta m_W$ ), depleting  $L$  and populating  $U$  if  $p_{t \text{ mid}}^\ell$  is at the left of the peak. The slope of  $\mathcal{A}_{p_t^\ell}$  as a function of  $m_W$  is independent of the QCD approximation and of the scale choice, which again reflects the factorisation of QCD initial-state radiation from the  $m_W$ -sensitive propagation and decay; this feature carries over to NP QCD effects as well [1], which will just result in a rigid shift of  $\mathcal{A}_{p_t^\ell}$ . The slope itself is related to the magnitude of the first covariance eigenvalue, and depends on the value of the chosen window edges.

From Figure 3 one can appreciate the excellent perturbative-QCD convergence properties of the observable, where predictions for  $\mathcal{A}_{p_t^\ell}$  at higher orders perfectly lie within lower-order uncertainty bands, with a residual theoretical uncertainty steadily decreasing while including more accurate predictions. This ultimately highlights the importance of state-of-the-art results for high-accuracy Drell Yan predictions. The perturbative merits of  $\mathcal{A}_{p_t^\ell}$  are not unexpected, since the observable is inclusive over radiation in wide  $p_t^\ell$  windows. This very feature has also evident experimental advantages. On one side, the measurement of  $L$  and  $U$  should be relatively simple, with both systematic and statistical uncertainties under good control; on the other side, the usage of wide fiducial windows should be beneficial towards unfolding detector effects, allowing for a combination of different  $m_W$  determinations [67, 68]. The orange band in Figure 3 reports the results of a putative experimental measurement of  $\mathcal{A}_{p_t^\ell}$ : the central value is arbitrary, while the uncertainty band is obtained by propagating in quadrature a realistic 0.1% systematic error on  $L$  and  $U$ , and assuming no correlations (the statistical error is already negligible with a luminosity  $\mathcal{L} = 140 \text{ fb}^{-1}$ ).

In the context of  $\mathcal{A}_{p_t^\ell}$ , the  $W$ -boson mass would just be extracted as the intersection of two non-parallel straight bands, making it straightforward both to include new theoretical and experimental refinements, as they become available, and to interpret robustly the effect and the uncertainty of each of the various contributions to the observable, e.g. the impact of different PDF choices, of NP QCD contributions, of EW corrections, of detector effects, and so on. As a consequence, the procedure of extracting  $m_W$  through  $\mathcal{A}_{p_t^\ell}$  would not be entirely driven by tuning to NCDY data, as



**Figure 4:** Left: jacobian asymmetry with various choices for window edges. Right: study of the impact of PDFs on the jacobian asymmetry.

the NP contribution would just become one of the many ingredients (and most probably of modest impact) concurring to an accurate prediction of  $\mathcal{A}_{p_t^\ell}$ , thus of the  $W$ -boson mass.

In the left panel of Figure 4 we display results for  $\mathcal{A}_{p_t^\ell}$  for different choices of the window edges  $p_{t \min}^\ell$ ,  $p_{t \text{mid}}^\ell$ , and  $p_{t \max}^\ell$ . In general the perturbative convergence is very well behaved across different values of the edges, and we stress the importance of  $N^3\text{LL}$  resummation also for assessing the quality of the perturbative convergence, and to check it beyond the mere level of scale variations. We notice a certain trade-off between sensitivity to  $m_W$  variations, improving at higher  $p_{t \text{mid}}^\ell$ , and perturbative stability, improving at lower  $p_{t \text{mid}}^\ell$ . Given the general convergence pattern, we conclude that an  $m_W$  determination with a perturbative-QCD accuracy  $\Delta m_W \sim \pm 5$  MeV seems achievable by means of  $\mathcal{A}_{p_t^\ell}$ .

The right panel of Figure 4 shows the impact on  $\mathcal{A}_{p_t^\ell}$  due to considering the envelope of the PDF replicas within our default set, or to employing alternative PDF sets [69–71]. In the former case, a spread of  $\Delta m_W \sim \pm 12$  MeV is induced using the NLO+NLL result as a baseline; varying central PDF set conversely results in an  $O(30$  MeV) effect on  $m_W$  at NNLO+N<sup>3</sup>LL. Such effects can however be reduced to few MeV via PDF profiling, employing further information not included in  $\mathcal{A}_{p_t^\ell}$ , such as additional  $p_t^\ell$  bins [72], the anti-correlation of different rapidity windows [73, 74], the combination of  $W^+$  and  $W^-$  production channels [2].

As a concluding remark, if the exercise leading to the left panel of Figure 4 is repeated in the operating conditions of the CDF II experiment, the theoretical-QCD uncertainty associated to  $m_W$  by means of the jacobian asymmetry is  $\sim \pm 30$  MeV ( $\sim \pm 10$  MeV) using  $p_t^\ell (M_t^{\ell\nu})$  at NLO+NNLL, which is the accuracy of the theoretical tools [75–77] employed by CDF II. Such figures should be compared to the  $O(\pm 2$  MeV) perturbative-model uncertainties quoted by the CDF measurement [9].

## 5. Outlook

The study of theoretical uncertainties in the context of  $W$ -mass extraction is crucial, aiming at  $10^{-4}$  relative accuracy, as well as particularly delicate. The standard procedure of template fitting makes this study involved, especially owing to a necessary step of calibration of the predictions to neutral-current Drell-Yan data, which are to a certain extent extraneous to the  $W$ -boson production process: tuning to data certainly improves the accuracy of the description, but not the precision of the underlying physics model.

The proposed jacobian asymmetry  $\mathcal{A}_{p_i^\ell}$ , described in this contribution, represents an attempt to cast the discussion of  $m_W$  uncertainties on more solid theoretical grounds. While capturing most of the sensitivity to  $m_W$  variations, thereby representing a good candidate observable for  $m_W$  determination,  $\mathcal{A}_{p_i^\ell}$  displays remarkable perturbative-QCD properties of accuracy and stability. It also allows good control over statistical and systematic experimental errors, and it allows for a simple unfolding of detector effects, in view of a global combination of different experimental  $m_W$  measurements.

A solid prediction for  $m_W$  through  $\mathcal{A}_{p_i^\ell}$  necessarily hinges upon a reliable description of all effects concurring to the latter, such as PDF variations, non-perturbative modelling, EW and mixed QCD-EW radiation, higher orders in QCD, together with a concrete assessment of the associated uncertainties. While the predictions for  $\mathcal{A}_{p_i^\ell}$  presented above are still partial, in that they lack most of these input theoretical ingredients, a new roadmap for  $m_W$  measurement is set up where each of these effects can be separately included and assessed in detail, helping reaching a general theory-experiment consensus on the value and the uncertainties associated to the  $W$ -boson mass.

## Acknowledgements

LR is supported by the Swiss National Science Foundation contract PZ00P2\_201878. PT has been partially supported by the Italian Ministry of University and Research (MUR) through grant PRIN 20172LNEEZ and by Compagnia di San Paolo through grant TORP\_S1921\_EX-POST\_21\_01. AV is supported by the Italian MUR through grant PRIN 201719AVICI\_01.

## References

- [1] L. Rottoli, P. Torrielli and A. Vicini, [arXiv:2301.04059 [hep-ph]].
- [2] M. Aaboud *et al.* [ATLAS], Eur. Phys. J. C **78** (2018) no.2, 110 [erratum: Eur. Phys. J. C **78** (2018) no.11, 898] doi:10.1140/epjc/s10052-017-5475-4 [arXiv:1701.07240 [hep-ex]].
- [3] [ATLAS], ATLAS-CONF-2023-004.
- [4] R. Aaij *et al.* [LHCb], JHEP **01** (2022), 036 doi:10.1007/JHEP01(2022)036 [arXiv:2109.01113 [hep-ex]].
- [5] M. Baak *et al.* [Gfitter Group], Eur. Phys. J. C **74** (2014), 3046 doi:10.1140/epjc/s10052-014-3046-5 [arXiv:1407.3792 [hep-ph]].



- [6] J. de Blas, M. Ciuchini, E. Franco, A. Goncalves, S. Mishima, M. Pierini, L. Reina and L. Silvestrini, *Phys. Rev. D* **106** (2022) no.3, 033003 doi:10.1103/PhysRevD.106.033003 [arXiv:2112.07274 [hep-ph]].
- [7] M. Awramik, M. Czakon, A. Freitas and G. Weiglein, *Phys. Rev. D* **69** (2004), 053006 doi:10.1103/PhysRevD.69.053006 [arXiv:hep-ph/0311148 [hep-ph]].
- [8] G. Degrandi, P. Gambino and P. P. Giardino, *JHEP* **05** (2015), 154 doi:10.1007/JHEP05(2015)154 [arXiv:1411.7040 [hep-ph]].
- [9] T. Aaltonen *et al.* [CDF], *Science* **376** (2022) no.6589, 170-176 doi:10.1126/science.abk1781
- [10] T. A. Aaltonen *et al.* [CDF and D0], *Phys. Rev. D* **88** (2013) no.5, 052018 doi:10.1103/PhysRevD.88.052018 [arXiv:1307.7627 [hep-ex]].
- [11] S. Catani and B. R. Webber, *JHEP* **10** (1997), 005 doi:10.1088/1126-6708/1997/10/005 [arXiv:hep-ph/9710333 [hep-ph]].
- [12] C. M. Carloni Calame, M. Chiesa, H. Martinez, G. Montagna, O. Nicrosini, F. Piccinini and A. Vicini, *Phys. Rev. D* **96** (2017) no.9, 093005 doi:10.1103/PhysRevD.96.093005 [arXiv:1612.02841 [hep-ph]].
- [13] V. M. Abazov *et al.* [D0], *Phys. Rev. D* **89** (2014) no.1, 012005 doi:10.1103/PhysRevD.89.012005 [arXiv:1310.8628 [hep-ex]].
- [14] X. Chen, T. Gehrmann, E. W. N. Glover, A. Huss, P. F. Monni, E. Re, L. Rottoli and P. Torrielli, *Phys. Rev. Lett.* **128** (2022) no.25, 252001 doi:10.1103/PhysRevLett.128.252001 [arXiv:2203.01565 [hep-ph]].
- [15] X. Chen, T. Gehrmann, N. Glover, A. Huss, P. F. Monni, E. Re, L. Rottoli and P. Torrielli, [arXiv:2206.11059 [hep-ph]].
- [16] T. Neumann and J. Campbell, *Phys. Rev. D* **107** (2023) no.1, L011506 doi:10.1103/PhysRevD.107.L011506 [arXiv:2207.07056 [hep-ph]].
- [17] C. Duhr, F. Dulat and B. Mistlberger, *JHEP* **11** (2020), 143 doi:10.1007/JHEP11(2020)143 [arXiv:2007.13313 [hep-ph]].
- [18] C. Duhr and B. Mistlberger, *JHEP* **03** (2022), 116 doi:10.1007/JHEP03(2022)116 [arXiv:2111.10379 [hep-ph]].
- [19] X. Chen, T. Gehrmann, N. Glover, A. Huss, T. Z. Yang and H. X. Zhu, *Phys. Rev. Lett.* **128** (2022) no.5, 052001 doi:10.1103/PhysRevLett.128.052001 [arXiv:2107.09085 [hep-ph]].
- [20] X. Chen, T. Gehrmann, N. Glover, A. Huss, T. Z. Yang and H. X. Zhu, *Phys. Lett. B* **840** (2023), 137876 doi:10.1016/j.physletb.2023.137876 [arXiv:2205.11426 [hep-ph]].
- [21] W. Bizoń, X. Chen, A. Gehrmann-De Ridder, T. Gehrmann, N. Glover, A. Huss, P. F. Monni, E. Re, L. Rottoli and P. Torrielli, *JHEP* **12** (2018), 132 doi:10.1007/JHEP12(2018)132 [arXiv:1805.05916 [hep-ph]].

- [22] W. Bizon, A. Gehrmann-De Ridder, T. Gehrmann, N. Glover, A. Huss, P. F. Monni, E. Re, L. Rottoli and D. M. Walker, *Eur. Phys. J. C* **79** (2019) no.10, 868 doi:10.1140/epjc/s10052-019-7324-0 [arXiv:1905.05171 [hep-ph]].
- [23] M. A. Ebert, J. K. L. Michel, I. W. Stewart and F. J. Tackmann, *JHEP* **04** (2021), 102 doi:10.1007/JHEP04(2021)102 [arXiv:2006.11382 [hep-ph]].
- [24] T. Becher and T. Neumann, *JHEP* **03** (2021), 199 doi:10.1007/JHEP03(2021)199 [arXiv:2009.11437 [hep-ph]].
- [25] S. Camarda, L. Cieri and G. Ferrera, *Phys. Rev. D* **104** (2021) no.11, L111503 doi:10.1103/PhysRevD.104.L111503 [arXiv:2103.04974 [hep-ph]].
- [26] W. L. Ju and M. Schönherr, *JHEP* **10** (2021), 088 doi:10.1007/JHEP10(2021)088 [arXiv:2106.11260 [hep-ph]].
- [27] S. Dittmaier and M. Krämer, *Phys. Rev. D* **65** (2002), 073007 doi:10.1103/PhysRevD.65.073007 [arXiv:hep-ph/0109062 [hep-ph]].
- [28] U. Baur, O. Brein, W. Hollik, C. Schappacher and D. Wackerroth, *Phys. Rev. D* **65** (2002), 033007 doi:10.1103/PhysRevD.65.033007 [arXiv:hep-ph/0108274 [hep-ph]].
- [29] U. Baur and D. Wackerroth, *Phys. Rev. D* **70** (2004), 073015 doi:10.1103/PhysRevD.70.073015 [arXiv:hep-ph/0405191 [hep-ph]].
- [30] A. Arbuzov, D. Bardin, S. Bondarenko, P. Christova, L. Kalinovskaya, G. Nanava and R. Sadykov, *Eur. Phys. J. C* **46** (2006), 407-412 [erratum: *Eur. Phys. J. C* **50** (2007), 505] doi:10.1140/epjc/s2006-02505-y [arXiv:hep-ph/0506110 [hep-ph]].
- [31] V. A. Zykunov, *Phys. Rev. D* **75** (2007), 073019 doi:10.1103/PhysRevD.75.073019 [arXiv:hep-ph/0509315 [hep-ph]].
- [32] C. M. Carloni Calame, G. Montagna, O. Nicrosini and A. Vicini, *JHEP* **12** (2006), 016 doi:10.1088/1126-6708/2006/12/016 [arXiv:hep-ph/0609170 [hep-ph]].
- [33] C. M. Carloni Calame, G. Montagna, O. Nicrosini and A. Vicini, *JHEP* **10** (2007), 109 doi:10.1088/1126-6708/2007/10/109 [arXiv:0710.1722 [hep-ph]].
- [34] A. Arbuzov, D. Bardin, S. Bondarenko, P. Christova, L. Kalinovskaya, G. Nanava and R. Sadykov, *Eur. Phys. J. C* **54** (2008), 451-460 doi:10.1140/epjc/s10052-008-0531-8 [arXiv:0711.0625 [hep-ph]].
- [35] S. Dittmaier and M. Huber, *JHEP* **01** (2010), 060 doi:10.1007/JHEP01(2010)060 [arXiv:0911.2329 [hep-ph]].
- [36] G. Balossini, G. Montagna, C. M. Carloni Calame, M. Moretti, M. Treccani, O. Nicrosini, F. Piccinini and A. Vicini, *Acta Phys. Polon. B* **39** (2008), 1675 [arXiv:0805.1129 [hep-ph]].

- [37] G. Balossini, G. Montagna, C. M. Carloni Calame, M. Moretti, O. Nicrosini, F. Piccinini, M. Treccani and A. Vicini, *JHEP* **01** (2010), 013 doi:10.1007/JHEP01(2010)013 [arXiv:0907.0276 [hep-ph]].
- [38] L. Barze, G. Montagna, P. Nason, O. Nicrosini and F. Piccinini, *JHEP* **04** (2012), 037 doi:10.1007/JHEP04(2012)037 [arXiv:1202.0465 [hep-ph]].
- [39] L. Barze, G. Montagna, P. Nason, O. Nicrosini, F. Piccinini and A. Vicini, *Eur. Phys. J. C* **73** (2013) no.6, 2474 doi:10.1140/epjc/s10052-013-2474-y [arXiv:1302.4606 [hep-ph]].
- [40] S. Dittmaier, A. Huss and C. Schwinn, *Nucl. Phys. B* **885** (2014), 318-372 doi:10.1016/j.nuclphysb.2014.05.027 [arXiv:1403.3216 [hep-ph]].
- [41] S. Dittmaier, A. Huss and C. Schwinn, *Nucl. Phys. B* **904** (2016), 216-252 doi:10.1016/j.nuclphysb.2016.01.006 [arXiv:1511.08016 [hep-ph]].
- [42] R. Bonciani, F. Buccioni, R. Mondini and A. Vicini, *Eur. Phys. J. C* **77** (2017) no.3, 187 doi:10.1140/epjc/s10052-017-4728-6 [arXiv:1611.00645 [hep-ph]].
- [43] D. de Florian, M. Der and I. Fabre, *Phys. Rev. D* **98** (2018) no.9, 094008 doi:10.1103/PhysRevD.98.094008 [arXiv:1805.12214 [hep-ph]].
- [44] R. Bonciani, F. Buccioni, N. Rana, I. Triscari and A. Vicini, *Phys. Rev. D* **101** (2020) no.3, 031301 doi:10.1103/PhysRevD.101.031301 [arXiv:1911.06200 [hep-ph]].
- [45] M. Delto, M. Jaquier, K. Melnikov and R. Röntsch, *JHEP* **01** (2020), 043 doi:10.1007/JHEP01(2020)043 [arXiv:1909.08428 [hep-ph]].
- [46] L. Cieri, D. de Florian, M. Der and J. Mazzitelli, *JHEP* **09** (2020), 155 doi:10.1007/JHEP09(2020)155 [arXiv:2005.01315 [hep-ph]].
- [47] R. Bonciani, F. Buccioni, N. Rana and A. Vicini, *Phys. Rev. Lett.* **125** (2020) no.23, 232004 doi:10.1103/PhysRevLett.125.232004 [arXiv:2007.06518 [hep-ph]].
- [48] F. Buccioni, F. Caola, M. Delto, M. Jaquier, K. Melnikov and R. Röntsch, *Phys. Lett. B* **811** (2020), 135969 doi:10.1016/j.physletb.2020.135969 [arXiv:2005.10221 [hep-ph]].
- [49] A. Behring, F. Buccioni, F. Caola, M. Delto, M. Jaquier, K. Melnikov and R. Röntsch, *Phys. Rev. D* **103** (2021) no.1, 013008 doi:10.1103/PhysRevD.103.013008 [arXiv:2009.10386 [hep-ph]].
- [50] L. Buonocore, M. Grazzini, S. Kallweit, C. Savoini and F. Tramontano, *Phys. Rev. D* **103** (2021), 114012 doi:10.1103/PhysRevD.103.114012 [arXiv:2102.12539 [hep-ph]].
- [51] R. Bonciani, F. Buccioni, N. Rana and A. Vicini, *JHEP* **02** (2022), 095 doi:10.1007/JHEP02(2022)095 [arXiv:2111.12694 [hep-ph]].
- [52] R. Bonciani, L. Buonocore, M. Grazzini, S. Kallweit, N. Rana, F. Tramontano and A. Vicini, *Phys. Rev. Lett.* **128** (2022) no.1, 012002 doi:10.1103/PhysRevLett.128.012002 [arXiv:2106.11953 [hep-ph]].

- [53] A. Behring, F. Buccioni, F. Caola, M. Delto, M. Jaquier, K. Melnikov and R. Röntsch, *Phys. Rev. D* **103** (2021) no.11, 113002 doi:10.1103/PhysRevD.103.113002 [arXiv:2103.02671 [hep-ph]].
- [54] F. Buccioni, F. Caola, H. A. Chawdhry, F. Devoto, M. Heller, A. von Manteuffel, K. Melnikov, R. Röntsch and C. Signorile-Signorile, *JHEP* **06** (2022), 022 doi:10.1007/JHEP06(2022)022 [arXiv:2203.11237 [hep-ph]].
- [55] A. V. Konychev and P. M. Nadolsky, *Phys. Lett. B* **633** (2006), 710-714 doi:10.1016/j.physletb.2005.12.063 [arXiv:hep-ph/0506225 [hep-ph]].
- [56] S. Berge, P. M. Nadolsky and F. I. Olness, *Phys. Rev. D* **73** (2006), 013002 doi:10.1103/PhysRevD.73.013002 [arXiv:hep-ph/0509023 [hep-ph]].
- [57] P. Pietrulewicz, D. Samitz, A. Spiering and F. J. Tackmann, *JHEP* **08** (2017), 114 doi:10.1007/JHEP08(2017)114 [arXiv:1703.09702 [hep-ph]].
- [58] E. Bagnaschi, F. Maltoni, A. Vicini and M. Zaro, *JHEP* **07** (2018), 101 doi:10.1007/JHEP07(2018)101 [arXiv:1803.04336 [hep-ph]].
- [59] A. Bacchetta, G. Bozzi, M. Radici, M. Ritzmann and A. Signori, *Phys. Lett. B* **788** (2019), 542-545 doi:10.1016/j.physletb.2018.11.002 [arXiv:1807.02101 [hep-ph]].
- [60] R. D. Ball *et al.* [NNPDF], *Eur. Phys. J. C* **82** (2022) no.5, 428 doi:10.1140/epjc/s10052-022-10328-7 [arXiv:2109.02653 [hep-ph]].
- [61] A. Buckley, J. Ferrando, S. Lloyd, K. Nordström, B. Page, M. Rüfenacht, M. Schönherr and G. Watt, *Eur. Phys. J. C* **75** (2015), 132 doi:10.1140/epjc/s10052-015-3318-8 [arXiv:1412.7420 [hep-ph]].
- [62] P. F. Monni, E. Re and P. Torrielli, *Phys. Rev. Lett.* **116** (2016) no.24, 242001 doi:10.1103/PhysRevLett.116.242001 [arXiv:1604.02191 [hep-ph]].
- [63] W. Bizon, P. F. Monni, E. Re, L. Rottoli and P. Torrielli, *JHEP* **02** (2018), 108 doi:10.1007/JHEP02(2018)108 [arXiv:1705.09127 [hep-ph]].
- [64] P. F. Monni, L. Rottoli and P. Torrielli, *Phys. Rev. Lett.* **124** (2020) no.25, 252001 doi:10.1103/PhysRevLett.124.252001 [arXiv:1909.04704 [hep-ph]].
- [65] E. Re, L. Rottoli and P. Torrielli, doi:10.1007/JHEP09(2021)108 [arXiv:2104.07509 [hep-ph]].
- [66] J. Campbell and T. Neumann, *JHEP* **12** (2019), 034 doi:10.1007/JHEP12(2019)034 [arXiv:1909.09117 [hep-ph]].
- [67] S. Amoroso [Tevatron/LHC  $W$ -mass combination Working Group], *PoS ICHEP2022*, 901 doi:10.22323/1.414.0901 [arXiv:2211.12365 [hep-ex]].
- [68] S. Amoroso, N. Andari, W. Barter, J. Bendavid, M. Boonekamp, S. Farry, M. Gruenewald, C. Hays, R. Hunter and J. Kretzschmar, *et al.* [arXiv:2308.09417 [hep-ex]].

- [69] T. J. Hou, J. Gao, T. J. Hobbs, K. Xie, S. Dulat, M. Guzzi, J. Huston, P. Nadolsky, J. Pumplin and C. Schmidt, *et al.* Phys. Rev. D **103** (2021) no.1, 014013 doi:10.1103/PhysRevD.103.014013 [arXiv:1912.10053 [hep-ph]].
- [70] S. Bailey, T. Cridge, L. A. Harland-Lang, A. D. Martin and R. S. Thorne, Eur. Phys. J. C **81** (2021) no.4, 341 doi:10.1140/epjc/s10052-021-09057-0 [arXiv:2012.04684 [hep-ph]].
- [71] R. D. Ball *et al.* [NNPDF], Eur. Phys. J. C **77** (2017) no.10, 663 doi:10.1140/epjc/s10052-017-5199-5 [arXiv:1706.00428 [hep-ph]].
- [72] E. Bagnaschi and A. Vicini, Phys. Rev. Lett. **126** (2021) no.4, 041801 doi:10.1103/PhysRevLett.126.041801 [arXiv:1910.04726 [hep-ph]].
- [73] G. Bozzi, L. Citelli and A. Vicini, Phys. Rev. D **91** (2015) no.11, 113005 doi:10.1103/PhysRevD.91.113005 [arXiv:1501.05587 [hep-ph]].
- [74] G. Bozzi, L. Citelli, M. Vesterinen and A. Vicini, Eur. Phys. J. C **75** (2015) no.12, 601 doi:10.1140/epjc/s10052-015-3810-1 [arXiv:1508.06954 [hep-ex]].
- [75] C. Balazs and C. P. Yuan, Phys. Rev. D **56** (1997), 5558-5583 doi:10.1103/PhysRevD.56.5558 [arXiv:hep-ph/9704258 [hep-ph]].
- [76] F. Landry, R. Brock, P. M. Nadolsky and C. P. Yuan, Phys. Rev. D **67** (2003), 073016 doi:10.1103/PhysRevD.67.073016 [arXiv:hep-ph/0212159 [hep-ph]].
- [77] J. Isaacson, Y. Fu and C. P. Yuan, [arXiv:2205.02788 [hep-ph]].