

IDVT: Interest-aware Denoising and View-guided Tuning for Social Recommendation

Dezhao Yang¹, Jianghong Ma^{1*}, Shanshan Feng², Haijun Zhang¹, Zhao Zhang³

¹ School of Computer Science and Technology, Harbin Institute of Technology, Shenzhen

² Centre for Frontier AI Research, Agency for Science, Technology and Research, Singapore

³ School of Computer Science and Information Engineering, Hefei University of Technology, Hefei
yangdezhaomg@gmail.com, majianghong@hit.edu.cn, victor_fengss@foxmail.com, hjzhang@hit.edu.cn, cszzhang@gmail.com

Abstract

In the information age, recommendation systems are vital for efficiently filtering information and identifying user preferences. Online social platforms have enriched these systems by providing valuable auxiliary information. Socially connected users are assumed to share similar preferences, enhancing recommendation accuracy and addressing cold start issues. However, empirical findings challenge the assumption, revealing that certain social connections can actually harm system performance. Our statistical analysis indicates a significant amount of noise in the social network, where many socially connected users do not share common interests. To address this issue, we propose an innovative Interest-aware Denoising and View-guided Tuning (IDVT) method for the social recommendation. The first ID part effectively denoises social connections. Specifically, the denoising process considers both social network structure and user interaction interests in a global view. Moreover, in this global view, we also integrate denoised social information (social domain) into the propagation of the user-item interactions (collaborative domain) and aggregate user representations from two domains using a gating mechanism. To tackle potential user interest loss and enhance model robustness within the global view, our second VT part introduces two additional views (local view and dropout-enhanced view) for fine-tuning user representations in the global view through contrastive learning. Extensive evaluations on real-world datasets with varying noise ratios demonstrate the superiority of IDVT over state-of-the-art social recommendation methods.

Introduction

In the current era of information explosion, recommendation systems have become vital in effectively filtering information and accurately discovering user preferences. Moreover, with the emergence and widespread use of online social platforms such as WeChat, TikTok, and YouTube, social networks have become valuable auxiliary sources of information to enhance recommendation systems (Fu et al. 2021; Han et al. 2022; Yang et al. 2022; Sharma et al. 2022).

It is widely recognized that users with social connections are more likely to share similar interaction preferences (McPherson, Smith-Lovin, and Cook 2001; Cialdini

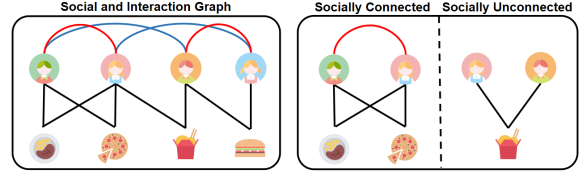


Figure 1: Illustrative example, where the black, blue, and red lines represent user-item interactions, social connections without common interactions, and social connections with common interactions, respectively.

Table 1: The statistical data.

Data	Flickr	Ciao	Yelp
Noise Ratio	81%	45%	29%
Soc_Ave_Int	2.17	4.18	6.15
Col_Ave_Int	1.38	1.84	1.90

and Goldstein 2004), and leveraging this principle not only improves recommendation accuracy but also addresses the cold start problem, where users have limited interaction data. Nevertheless, recent empirical findings, as demonstrated by DESIGN (Tao et al. 2022), challenge this conventional belief. The research indicates that the incorporation of low-quality social connections into the recommendation process may compromise the overall system performance. However, we contend that the analytical metric (Social Diffuse Level) introduced in DESIGN lacks comprehensive substantiation to conclusively demonstrate that users connected through social ties inherently exhibit a high probability of sharing similar preferences. Within our inquiry, we introduce three novel metrics to facilitate a deeper exploration of social recommendations across three distinct datasets. The outcomes of this analysis are presented in Table 1.

To interpret the statistics within Table 1, it is essential to first examine Fig.1, which delineates user-item interactions, social connections without common interactions, and social connections with shared interactions. Notably, social connections lacking common interactions can be referred to as “noises”. Our analysis commences by quantifying the Noise Ratio, which represents the proportion of user pairs in the social network that lack common interactions. For example, the noise ratio in Fig.1 is 50%, as evidenced by 2 social links without common interactions among the four total social links. The computed noise ratios of the three real-world datasets are 81%, 45%, and 29%, as illustrated in Table 1,

*Corresponding author.

indicating a substantial number of socially connected users without common interactions. These socially connected but interactionally distant pairs ought to be eliminated from consideration for recommendations, as they do not effectively capture shared user interests. Furthermore, we assume that users with social connections and shared common interests tend to exhibit more frequent interactions compared to regular user pairs. To empirically verify this hypothesis, we evaluate two key metrics: Soc_Ave_Int (Social Average Interaction) and Col_Ave_Int (Collaborative Average Interaction). The former metric represents the average number of co-interacted items among pairs of users who are socially connected and share common interactions. The latter metric indicates the average number of co-interacted items among pairs of users, whether socially connected or not, who share common interactions. Through computations performed across diverse datasets, a consistent trend emerges: Soc_Ave_Int consistently surpasses Col_Ave_Int, as detailed in Table 1. These empirical results underscore the potential of a meaningful social network to enhance recommendation performance. However, most Graph Neural Networks (GNNs) based social recommendation models overlook the presence of noises in social networks. Among the few that consider social noises, DESIGN (Tao et al. 2022) employs knowledge distillation, which can be inefficient as student models frequently struggle to adequately learn the knowledge from the teacher models. While DSL (Wang, Xia, and Huang 2023) fails to capitalize on cross-domain information for the primary recommendation task.

Motivated by the above-discussed challenges of denoising and extracting useful social connections, we develop an Interest-aware Denoising and View-guided Tuning method (IDVT) for Social Recommendation. We first introduce a novel primary module in a global view. In this global view, we identify and extract valuable social connections that share common user interests, facilitated by the proposed innovative Interest-aware Denoising (ID) module that considers both user interests and social network structure. To fully use the information from social and collaborative domains, we integrate denoised social information into the propagation of the user-item interactions and aggregate user representations from two domains through a gating mechanism.

In the aforementioned primary module, there are still two prominent limitations. One is the potential loss of original user interests when learning user representations across different domains. The other relates to the granularity of denoising social connections, which could be considered coarse when operating below a fixed threshold. In response to these limitations, we further introduce two novel auxiliary modules to refine user representations within the global view through Contrastive Learning (CL). The first auxiliary module, within the local view, addresses the first limitation by focusing on interest-aware tuning. It achieves by using the information from the interaction graph to accentuate user interests. The second auxiliary module, within the dropout-enhanced view, addresses the second limitation via data-enriched tuning, leveraging edge dropout to augment data and enhance the robustness of the denoising process. In summary, these two auxiliary modules collectively form a

novel two-level View-guided Tuning (VT) process.

Our contributions can be summarized as follows:

- We propose a novel denoising module that considers both user interests and the underlying social graph structure. Through a cross-domain approach, our method effectively learns user representation from both social and collaborative domains.
- We introduce two novel additional views to refine global view representations via contrastive learning. The first view (local view) emphasizes interest-aware tuning to mitigate potential user interest loss in the denoising module. The second view (dropout-enhanced view) aims to enhance overall robustness through data-enriched tuning.
- We evaluate the performance of IDVT on three real-world datasets with varying noise ratios in the social graphs. The experimental results reveal the superiority of our proposed model over state-of-the-art methods.

Related Work

Social Recommendation

We categorize social recommendation models into GNN-based and Self-Supervised Learning (SSL) based methods. In the GNN-based category, GraphRec (Fan et al. 2019) utilizes attention mechanisms to effectively capture interactions and social connections. DiffNet (Wu et al. 2019) and DiffNet++ (Wu et al. 2020) both introduce a layer-wise influence propagation structure for recursive social diffusion. DESIGN (Tao et al. 2022) incorporates knowledge distillation to address social network noise. Among SSL-based methods, ESRF (Yu et al. 2020) employs a deep adversarial framework to enhance performance. MHCN (Yu et al. 2021b) uses multiple motifs to explore semantic information within graph structures, while SEPT (Yu et al. 2021a) proposes a socially-aware tri-training framework empowered by SSL. DcRec (Wu et al. 2022b) presents a novel approach in the form of a disentangled CL framework. DSL (Wang, Xia, and Huang 2023) leverages cross-view information to denoise social networks.

Our approach also addresses the noise in social networks. Unlike DESIGN and DSL, we consider both user interests and social network structures during the denoising process and utilize a cross-domain approach to enhance the performance of the recommendation system.

Contrastive Learning for Recommendation

Amidst the data sparsity challenges in recommendation systems, SSL has emerged as a promising solution for extracting information from unlabelled data (Yu et al. 2023; Huang et al. 2022). One popular SSL method is CL, which maximizes the agreement between different views (Lin et al. 2022). Thus, the generation of diverse views plays a crucial role in CL. For instance, SGL (Wu et al. 2021) employs data augmentation techniques such as node dropout, edge dropout, and random walking on the interaction graph to create different views. SimGCL (Yu et al. 2022) introduces uniform noises to node representations for view generation. MIDGN (Zhao et al. 2022) showcases the benefits of user preferences and item associations through CL from both global and local views. LightGCL (Cai et al. 2023) uses

Single Value Decomposition (SVD) on the interaction graph to distill valuable information as the second view.

In contrast to the previously outlined methods, which only devise a solitary supplementary view, we employ two supplementary views to fine-tune the primary module through CL. This approach enhances the model’s robustness and improves its overall performance.

Methodology

Problem Formulation

In social recommendation, the sets of users and items are denoted as $\mathcal{U} = \{u_1, \dots, u_n\}$ and $\mathcal{I} = \{i_1, \dots, i_m\}$, respectively, where n and m represent the number of users and items. Two essential graphs are involved: the interaction graph \mathcal{G}_r and the social graph \mathcal{G}_s . The user-item interaction matrix is represented by $\mathbf{R} \in \mathbb{R}^{n \times m}$, where $r_{ui} = 1$ indicates the existence of interaction between user u and item i , $r_{ui} = 0$ otherwise. The social matrix is denoted by $\mathbf{S} \in \mathbb{R}^{n \times n}$, where $s_{uv} = 1$ signifies the directed social relation from user u to user v , $s_{uv} = 0$ otherwise.

The main goal of this research is to design a recommendation system that can effectively alleviate the noise present within social networks and leverage diverse views to enhance user representations for improving final predictions.

Overview

Fig.2 illustrates the tripartite structure of the proposed IDVT model, featuring three essential modules. The primary module is situated in the “Global View”. Accompanying this, the “Local View” and the “Dropout-enhanced View”, serving as auxiliary modules, contribute to the refinement of user representations in the “Global View”. While the former auxiliary module focuses on interest-aware fine-tuning, the latter auxiliary module pursues data-enriched fine-tuning, creating a comprehensive two-level view-guided tuning process.

The primary module comprises three integral parts, namely “Interest-aware Denoising”, “Social Integrated Propagation”, and “Cross-Domain Gated Aggregation”. In the Interest-aware Denoising, social representations are adeptly generated using Graph Attention Network (GAT), selectively discarding unreliable social relations based on user interests and social network structure. Subsequently, the Social Integrated Propagation effectively incorporates the essential social information into the graph representation learning process, which was previously confined to the interaction graph. The third element, the Cross-Domain Gated Aggregation, employs a gating mechanism to combine user representations from both social and collaborative domains.

The first auxiliary module is designed to enhance the user representations by leveraging information solely from the interaction graph, which authentically reflects original user interests. The global user representation is subsequently fine-tuned with a specific emphasis on user preferences.

The second auxiliary module strategically refines user representations, overcoming the limitations of noise removal via threshold-based methods. The application of edge-dropout augments data effectively enhances user representations and improves overall model robustness.

By embracing this multi-faceted model, IDVT strives to offer a robust and comprehensive solution to the social recommendation, considering both individual interactions and broader social influences.

Global View

In this section, we present the approach to learning user representations by leveraging both the social and interaction graphs within the global view.

Interest-aware Denoising. In the recommendation scenario, it is observed that many users with social connections do not share common interests, resulting in limited interactions with common items. To address this challenge and enhance the removal of redundant edges in the social graph, we consider the graph structure of the social network and the individual interests of users. Our approach draws inspiration from RGCF (Tian et al. 2022), which is a pioneering denoising method tailored to GNN-based recommendation systems, with a specific focus on denoising the interaction graph. By incorporating similar denoising principles in our IDVT model, we aim to further improve the reliability of edge removal in the social graph, as captured by the following formula:

$$\mathbf{E}_U^{ST} = \mathbf{S}\mathbf{E}_U^{IN}, \quad (1)$$

where $\mathbf{E}_U^{IN} \in \mathbb{R}^{n \times d}$ represents the user embedding matrix learned from the one-hot encoding of user Ids, while $\mathbf{E}_U^{ST} \in \mathbb{R}^{n \times d}$ denotes the user structural embedding matrix. Notably, instead of directly utilizing one-hot encoding for users, we extract users’ one-hop social neighbors, which encapsulate structural information from the social graph.

To quantify the reliability degree of the social connection between user u and user v , we utilize the corresponding embeddings \mathbf{e}_u^{ST} and \mathbf{e}_v^{ST} from the user structural embedding matrix \mathbf{E}_U^{ST} . To achieve this, we employ the cosine similarity function, as shown in Eq.(2), which calculates the cosine similarity between the two embeddings. To ensure non-negativity and enhance the interpretability and effectiveness of the reliability measurement, we then normalize the computed cosine similarity using Eq.(3).

$$\cos(\mathbf{e}_u^{ST}, \mathbf{e}_v^{ST}) = \frac{(\mathbf{e}_u^{ST})^\top \mathbf{e}_v^{ST}}{\|\mathbf{e}_u^{ST}\|_2 \cdot \|\mathbf{e}_v^{ST}\|_2}, \quad (2)$$

$$IC_{u,v} = (\cos(\mathbf{e}_u^{ST}, \mathbf{e}_v^{ST}) + 1) / 2, \quad (3)$$

Here, $IC_{u,v}$ represents the Interest Confidence score, which quantifies the reliability of the social connection between user u and user v . Fig.3 visually demonstrates the process, depicting the computed IC value divided into four segments, of which two segments are noises, while the remaining two segments are shared interests. Therefore, the interests shared between their respective neighbors are considered.

To address the potential noise introduced by the cosine similarity calculation, we apply a specified threshold to eliminate noisy edges in the social graph \mathcal{G}_s . This process is denoted as

$$\widetilde{\mathcal{G}}_s = \text{Denoise}(\mathcal{G}_s, \text{Threshold}), \quad (4)$$

where edges are selectively removed based on the reliability degree (represented by the IC value) of each edge.

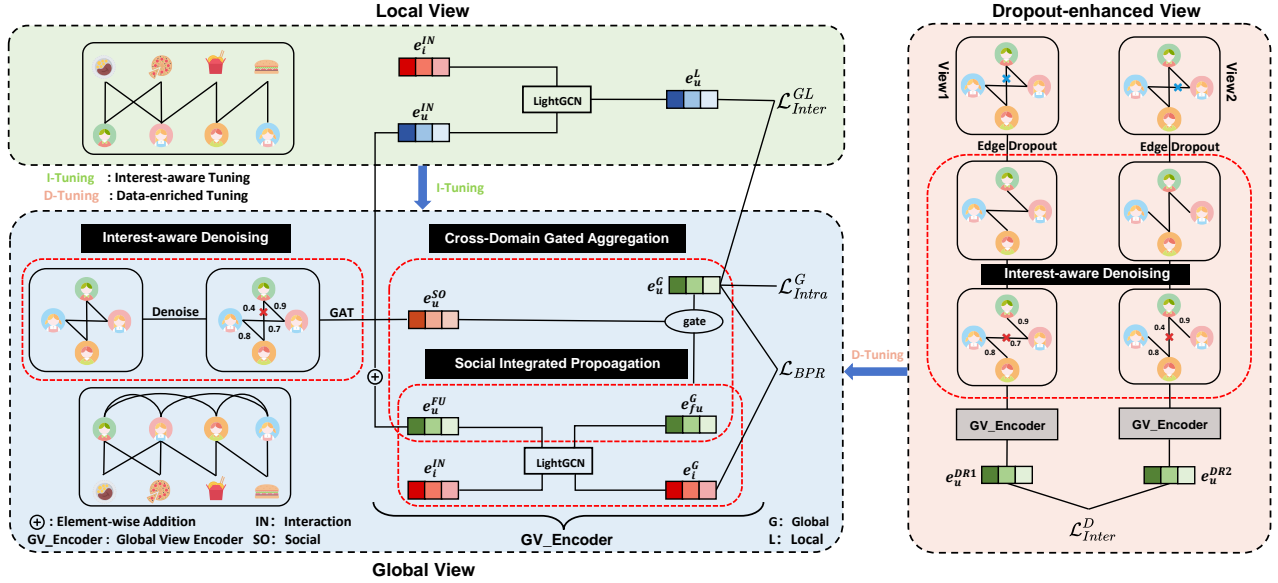


Figure 2: Illustration of the proposed IDVT model. The primary module learns user representations in the “Global View”. The ancillary modules in the “Local View” and the “Dropout-enhanced View” refine user representations in the “Global View”. While the former module accentuates interest-aware fine-tuning, the latter module is dedicated to data-enriched fine-tuning.

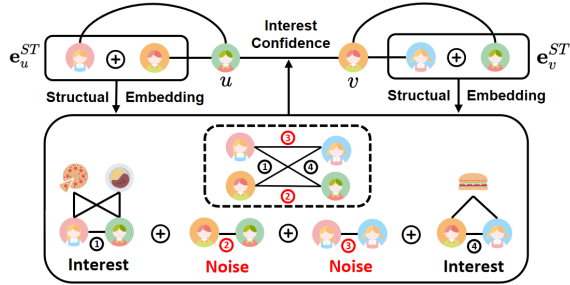


Figure 3: Illustrative example for IC of user u and v .

Those edges with a reliability degree lower than the threshold are identified as noisy connections and, consequently, eliminated from the social graph. The aim of this interest-aware denoising operation is to retain solely those social connections that exhibit sufficiently high reliability, effectively enhancing the robustness and informative quality of the social graph. Subsequently, we employ the GAT to learn the social domain embedding as follows:

$$\mathbf{E}_U^{SO} = \text{GAT}(\mathbf{E}_U^{IN}, \widetilde{\mathcal{G}}_s), \quad (5)$$

where $\mathbf{E}_U^{SO} \in \mathbb{R}^{n \times d}$ inherently captures the social relationships between users in the context of social influence. The GAT used here aids the extraction of meaningful social representations from the denoised social graph.

Social Integrated Propagation. In our study, we utilize the LightGCN model, denoted as LGCN, for the interaction graph encoder due to its simplicity and efficacy in capturing user-item interactions. The implementation details of the encoder, as shown in Eq.(6) below, demonstrate how LGCN is applied to the interaction graph as follows:

$$\begin{aligned} \mathbf{e}_u^{(k+1)} &= \sum_{i \in \mathcal{N}_u} \frac{1}{\sqrt{|\mathcal{N}_u|} \sqrt{|\mathcal{N}_i|}} \mathbf{e}_i^{(k)} \\ \mathbf{e}_i^{(k+1)} &= \sum_{u \in \mathcal{N}_i} \frac{1}{\sqrt{|\mathcal{N}_i|} \sqrt{|\mathcal{N}_u|}} \mathbf{e}_u^{(k)}, \end{aligned} \quad (6)$$

Different from general social recommendation models that follow a disentangled learning paradigm (Sharma et al. 2022), our proposed model adopts a novel strategy by directly integrating social information into the propagation of the user-item interaction graph. This integration jointly considers both users’ social connections and individual interests when learning the user and item embeddings. Specifically, the user and item embeddings can be represented as

$$\mathbf{E}_U^{FU} = \mathbf{E}_U^{SO} \oplus \mathbf{E}_U^{IN}, \quad (7)$$

$$\mathbf{E}_{FU}^G, \mathbf{E}_I^G = \text{LGCN}(\mathbf{E}_U^{FU}, \mathbf{E}_I^{IN}, \mathcal{G}_r), \quad (8)$$

where \oplus denotes element-wise addition. $\mathbf{E}_U^{FU} \in \mathbb{R}^{n \times d}$ represents the fused user embedding matrix, which is learned through fusing information from both social and interaction graphs. This fusion process enables the model to effectively capture the intricate dynamics of social connections and user preferences. Additionally, $\mathbf{E}_{FU}^G \in \mathbb{R}^{n \times d}$ and $\mathbf{E}_I^G \in \mathbb{R}^{m \times d}$ serve as the fused user global embedding matrix and item global embedding matrix, respectively. They capture the integrated global representations of users and items.

Cross-Domain Gated Aggregation. While we integrate social information into the interaction graph, it is noteworthy that \mathbf{E}_{FU}^G predominantly emphasizes user interest, given its learning process through the user-item interaction graph. Nevertheless, we also recognize the considerable importance of denoised social embeddings in enhancing our model’s overall performance. To effectively aggregate the representations from both domains, we employ a gating mechanism (Wu et al. 2022a), which assumes a pivotal role in the integration process. This gating mechanism enables us to carefully balance the contributions of the user interest representation and the denoised social representation, thus allowing our model to capitalize on the respective strengths of both domains. The aggregation process is stated below:

$$\mathbf{E}_U^G = \text{Gate}(\mathbf{E}_{FU}^G, \mathbf{E}_U^{SO}), \quad (9)$$

The details and operation of the gating mechanism are described as follows:

$$\mathbf{g}_u = \sigma(\mathbf{W}_G^1 \mathbf{e}_{fu}^G + \mathbf{W}_G^2 \mathbf{e}_u^{SO})$$

$$\mathbf{e}_u^G = \mathbf{g}_u \odot \mathbf{e}_{fu}^G + (1 - \mathbf{g}_u) \odot \mathbf{e}_u^{SO}, \quad (10)$$

where \odot stands for element-wise product, $\sigma(\cdot)$ denotes sigmoid function, $\mathbf{W}_G^1, \mathbf{W}_G^2 \in \mathbb{R}^{d \times d}$ are transform matrices that dynamically control the weights of the two domains.

Local View

In this section, we achieve interest-aware tuning by refining user representations in the global view using information from the local view, thereby adapting user embeddings based on individual interests and preferences.

Inspired by the multi-level cross-view contrastive framework for knowledge-aware recommendation (Zou et al. 2022), we explore a multi-view approach to enhance node representations in our model. Notably, in our approach, the embeddings learned from the local view serve as moderators and do not participate in recommendation predictions. In the global view, we learn user and item embeddings from both the social and interaction graphs, considering the broader social influences on user preferences. However, we also recognize the significance of directly capturing user interests from the interaction graph, which provides a more detailed and personalized understanding of individual user preferences. To achieve this, we apply contrastive learning to fine-tune the global user embeddings, effectively integrating the global and local views. This process allows us to refine and tailor the user representations to their specific interests.

To obtain the user local embedding matrix, we utilize the same GNN encoder used in the global view as follows:

$$\mathbf{E}_U^L = \text{LGCN}(\mathbf{E}_U^{IN}, \mathbf{E}_I^{IN}, \mathcal{G}_r), \quad (11)$$

The local view complements the global view by involving contrastive learning. To enhance the discriminative power of user embeddings across different views, we design a contrastive loss that comprises two components: inter-view and intra-view contrastive learning.

In inter-view contrastive learning, we aim to maximize the similarity between user embeddings from different views that correspond to the same user. This encourages the model to capture common patterns and preferences exhibited by the user across various perspectives. Specifically, considering a triple pair $\{\mathbf{e}_u^G, \mathbf{e}_u^L, \mathbf{e}_v^L\}$, we regard $\{\mathbf{e}_u^G, \mathbf{e}_u^L\}$ as a positive pair since they represent the same user in different views. Conversely, $\{\mathbf{e}_u^G, \mathbf{e}_v^L\}$ are considered as negative pairs. The inter-view contrastive loss is formulated as follows:

$$\mathcal{L}_{Inter}^{GL} = \sum_{u \in \mathcal{U}} -\log \frac{\exp((\mathbf{e}_u^G \cdot \mathbf{e}_u^L / \tau))}{\sum_{v \in \mathcal{U}} \exp((\mathbf{e}_u^G \cdot \mathbf{e}_v^L / \tau))}, \quad (12)$$

where InfoNCE (Gutmann and Hyvärinen 2010) is adopted in the loss function, and τ is the temperature parameter.

In contrast, intra-view contrastive learning focuses on maximizing the similarity between positive pairs of user embeddings within the same view. This approach enhances the model's ability to discern the intricate nuances and subtle

patterns of user embeddings within the global view. Specifically, we consider the same user as positive pairs and different users as negative pairs from the same view. The intra-view contrastive loss is expressed as follows:

$$\mathcal{L}_{Intra}^G = \sum_{u \in \mathcal{U}} -\log \frac{\exp((\mathbf{e}_u^G \cdot \mathbf{e}_u^G / \tau))}{\sum_{v \in \mathcal{U}} \exp((\mathbf{e}_u^G \cdot \mathbf{e}_v^G / \tau))}, \quad (13)$$

By incorporating both inter-view and intra-view contrastive learning, our model can leverage the diverse sources of information from the different views, yielding more discriminative and informative user embeddings.

Table 2: The statistics of datasets.

Data	Flickr	Ciao	Yelp
Users	5,642	5,836	4,846
Items	21,176	10,708	5,695
Rating	199,500	142,805	142,950
Rating Density	0.16%	0.22%	0.51%
Relation	117,458	95,995	88,582
Relation Density	0.36%	0.28%	0.32%

Dropout-enhanced View

We further investigate data-enriched tuning to enhance user representations in the global view. This involves refining the user embeddings based on information from the dropout-enhanced view, where we randomly remove edges from the social graph.

In the Interest-aware Denoising part, the approach of removing edges below a fixed threshold is considered coarse and less robust in addressing redundant edges within the social graph. To overcome this limitation, we introduce a new global view to improve the robustness of the denoising process. In this view, data is enriched by applying edge dropout, a technique that involves randomly removing edges from the social graph based on a specified drop ratio:

$$\mathcal{G}_s^1 = \text{Edge-Dropout}(\mathcal{G}_s, \text{Drop_Ratio})$$

$$\mathcal{G}_s^2 = \text{Edge-Dropout}(\mathcal{G}_s, \text{Drop_Ratio}), \quad (14)$$

where $\mathcal{G}_s^1, \mathcal{G}_s^2$ are two different social graphs obtained by edge dropout with the same dropout ratio. By introducing randomness through edge dropout, we can explore various potential graph configurations and capture diverse patterns of social interactions. This randomization not only improves the robustness of the denoising process but also uncovers hidden connections within the social graph representation.

Next, we apply the Interest-aware Denoising (ID) and Global View Encoder to obtain dropout-enhanced view embeddings for each of these social graphs as follows:

$$\mathbf{E}_U^{DR1} = \text{GV_Encoder}(\text{ID}(\mathcal{G}_s^1))$$

$$\mathbf{E}_U^{DR2} = \text{GV_Encoder}(\text{ID}(\mathcal{G}_s^2)), \quad (15)$$

where $\mathbf{E}_U^{DR1} \in \mathbb{R}^{n \times d}$, $\mathbf{E}_U^{DR2} \in \mathbb{R}^{n \times d}$ are dropout-enhanced view user embedding matrices for view 1 and view 2, respectively. The GV_Encoder contains social integrated propagation and cross-Domain gated aggregation.

To further refine user embeddings, we employ the contrastive learning approach, aiming to maximize the similarity between embeddings of the same user obtained from different dropout-enhanced views and minimize the similarity

Table 3: Performance Comparison of Different Recommender Systems.

Dataset	Metric	BPR	DiffNet	LightGCN	ESRF	SEPT	MHCN	DESIGN	DSL	IDVT	Improv.
Flickr	H@5	0.0018	0.0021	0.0048	0.0032	0.0033	0.0045	0.0053	0.0051	0.0062	16.9%
	P@5	0.0027	0.0033	0.0075	0.0050	0.0051	0.0069	0.0081	0.0079	0.0095	17.2%
	R@5	0.0024	0.0029	0.0057	0.0035	0.0045	0.0060	0.0068	0.0061	0.0083	22.0%
	N@5	0.0033	0.0039	0.0090	0.0057	0.0059	0.0082	0.0098	0.0092	0.0116	18.3%
Ciao	H@5	0.0250	0.0254	0.0420	0.0415	0.0423	0.0422	0.0420	0.0424	0.0496	16.9%
	P@5	0.0281	0.0325	0.0454	0.0449	0.0458	0.0457	0.0455	0.0459	0.0537	16.9%
	R@5	0.0281	0.0300	0.0452	0.0434	0.0445	0.0441	0.0458	0.0473	0.0555	17.3%
	N@5	0.0358	0.0403	0.0600	0.0571	0.0584	0.0587	0.0591	0.0600	0.0705	17.5%
Yelp	H@5	0.0202	0.0345	0.0359	0.0327	0.0351	0.0363	0.0368	0.0374	0.0420	12.2%
	P@5	0.0258	0.0374	0.0459	0.0418	0.0449	0.0465	0.0470	0.0478	0.0537	12.3%
	R@5	0.0236	0.0386	0.0426	0.0365	0.0395	0.0419	0.0431	0.0437	0.0500	14.4%
	N@5	0.0315	0.0472	0.0580	0.0513	0.0551	0.0579	0.0603	0.0606	0.0691	14.0%

Table 4: Ablation Studies on Different Views.

Dataset	Flickr				Ciao				Yelp			
Method	H@5	P@5	R@5	N@5	H@5	P@5	R@5	N@5	H@5	P@5	R@5	N@5
w/o both	0.0054	0.0083	0.0073	0.0103	0.0433	0.0469	0.0477	0.0618	0.0374	0.0479	0.0441	0.0614
w/o LV	0.0055	0.0084	0.0075	0.0107	0.0471	0.0511	0.0509	0.0669	0.0416	0.0532	0.0497	0.0687
w/o DV	0.0059	0.0090	0.0079	0.0112	0.0480	0.0520	0.0540	0.0686	0.0404	0.0517	0.0485	0.0672
IDVT	0.0062	0.0095	0.0083	0.0116	0.0496	0.0537	0.0555	0.0705	0.0420	0.0537	0.0500	0.0691

between embeddings of different users. The contrastive loss is defined as

$$\mathcal{L}_{Inter}^D = \sum_{u \in \mathcal{U}} -\log \frac{\exp((\mathbf{e}_u^{DR1} \cdot \mathbf{e}_u^{DR2} / \tau))}{\sum_{v \in \mathcal{U}} \exp((\mathbf{e}_u^{DR1} \cdot \mathbf{e}_v^{DR2} / \tau))}, \quad (16)$$

Model Training

For the main recommendation task, we adopt the Bayesian Personalized Ranking (BPR) loss, a well-designed ranking objective function for recommendation. The BPR loss is defined as follows:

$$\mathcal{L}_{BPR} = \sum_{(u,i,j) \in \mathcal{O}} -\log \sigma(\hat{y}_{ui} - \hat{y}_{uj}), \quad (17)$$

where $\hat{y}_{ui} = \mathbf{e}_u^G \cdot \mathbf{e}_i^G$ and $\mathcal{O} = \{(u, i, j) \mid r_{ui} = 1, r_{uj} = 0\}$ is a collection of triples obtained by negative sampling. For each interaction pair (u, i) in the training set, we randomly select an item that user u has not interacted with as a negative example.

To jointly optimize the recommendation and contrastive losses, we adopt a multi-task learning strategy:

$$\mathcal{L} = \mathcal{L}_{BPR} + \lambda_1 (\beta \mathcal{L}_{Inter}^{GL} + (1 - \beta) \mathcal{L}_{Intra}^G) + \lambda_2 \mathcal{L}_{Inter}^D + \lambda_3 \|\Theta\|_2, \quad (18)$$

where Θ represents the set of learned user and item embeddings, β balances the inter- and intra-contrastive ratio, λ_1 and λ_2 control the weights of two view-guided tuning modules, and λ_3 is the regularization coefficient.

Experiments and Discussion

Experimental Setup

Datasets. We conduct experiments on three benchmark datasets: Flickr, Ciao, and Yelp. We first remove users without social connections and then apply a 5-core setting for the interaction data, retaining users and items with at least 5 interactions. The detailed data statistics are stated in Table 2. These three datasets have different levels of noise ratio, as demonstrated in the Introduction, which allows us to evaluate the robustness of our model in different scenarios.

Metrics. To evaluate the top- K recommendation performance of all methods, we employ four metrics: Hit Ratio (H), Precision (P), Recall (R), and Normalized discounted cumulative gain (N) with $K = 5$. For each user in the test set, we conduct item ranking on all candidate items to ensure the reliability of the results.

Comparison baselines. We compare IDVT with the following four categories of methods: traditional GNN-free, GNN-based collaborative filtering, GNN-based social, and SSL-based social models. In the first category, we include BPR (Rendle et al. 2009), which is a well-known method based on Bayesian personalized ranking. The second category consists of LightGCN (He et al. 2020) that focuses on collaborative filtering and explores the higher-order information in the interaction graph. In the third category, DiffNet (Wu et al. 2019) enhances user representations with recursive social diffusion, and DESIGN (Tao et al. 2022) uses the knowledge distillation technique to enhance the denoising process. In the fourth category, we consider ESRF (Yu et al. 2020), SEPT (Yu et al. 2021a) MHCN (Yu et al. 2021b), and DSL (Wang, Xia, and Huang 2023), all capable of learning unlabelled data.

Implementation details. In our experiments, we fix the embedding size to 64 for all methods. The regulation coefficient λ_3 is set to 0.0001. We use a batch size of 2048 for efficient training and employ Adam optimization to update the model parameters during the learning process. For a comprehensive understanding of the model’s performance, we provide detailed settings for other hyperparameters in the following paper.

Overall Performance

Table 3 presents the comparative analysis of our model and the baselines, yielding the following observations: (1) Our model exhibits remarkable performance, with average enhancements of 18%, 17%, and 13% on the three datasets, respectively, compared to the top-performing baseline. (2) The efficacy of GNN-based algorithms substantially surpasses that of conventional techniques like BPR. (3) Social recommendation models enriched with SSL (ESRF, SEPT and

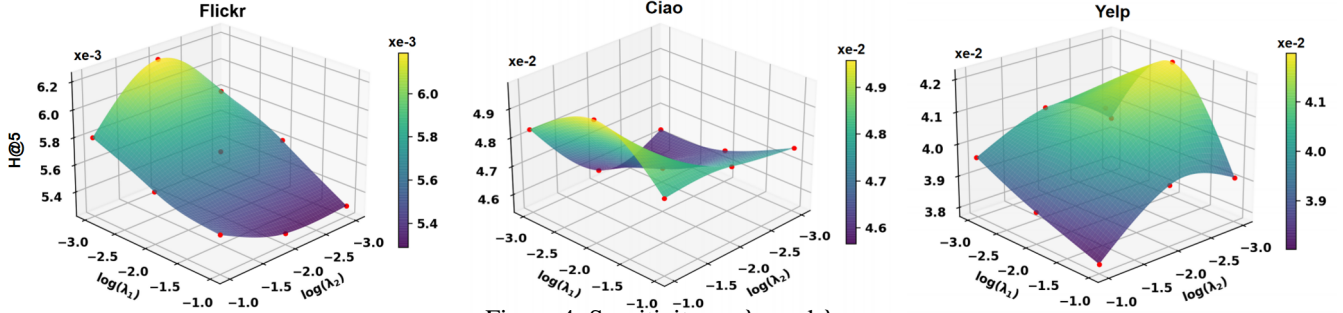


Figure 4: Sensitivity on λ_1 and λ_2 .

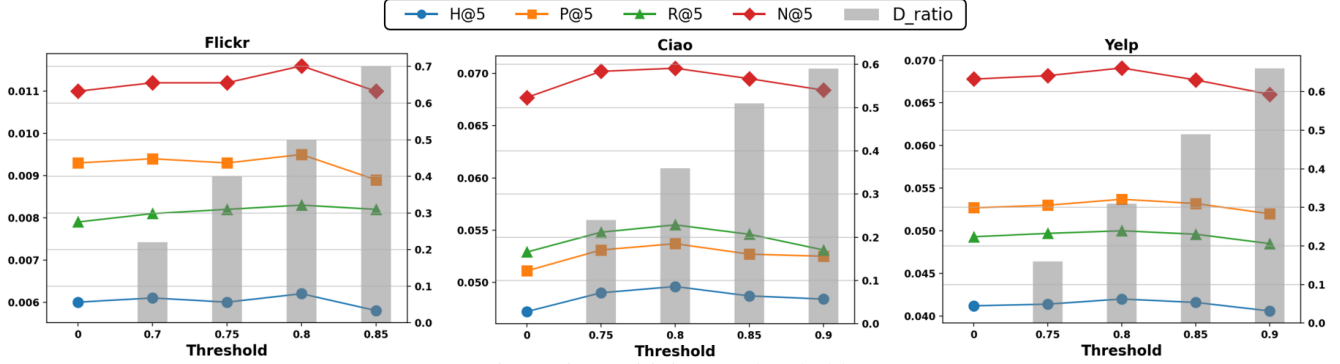


Figure 5: Sensitivity on Threshold.

MHCN) exhibit superior performance compared to DiffNet, which lacks the capacity to learn from unlabelled data. (4) GNN-based collaborative filtering algorithm (LightGCN) outperforms the self-supervised enhanced social recommendation models (ESRF, SEPT and MHCN) on three metrics in the Flickr dataset and on two metrics in the other datasets. We attribute this variation in performance to the varying noise ratios in social networks. (5) Among all the baselines, DESIGN and DSL perform very well, due to their adept incorporation of knowledge distillation and cross-view information for effective social network denoising, respectively.

Model Analyses

Ablation Study. To assess the effectiveness of each module in fine-tuning the primary module, we conduct ablation experiments on three datasets. The results are presented in Table 4, where “w/o both”, “w/o LV”, and “w/o DV” denote the removal of both auxiliary views, removal of Local View, and removal of Dropout-enhanced View, respectively. The experimental findings demonstrate that each view contributes to improving the model’s performance. Specifically, on the Flickr and Ciao datasets, “w/o DV” outperforms “w/o LV”, while on the Yelp dataset, the situation is reversed. These outcomes serve as a foundation for further validation in subsequent experiments.

Sensitivity on λ_1 and λ_2 . The weights λ_1 and λ_2 are crucial in balancing the importance of two view-guided tuning modules. The sensitivity of these two parameters is depicted in Fig.4. Notably, on datasets with higher social noise ratios, such as Flickr and Ciao, the optimal combinations were found to be $\{\lambda_1 = 0.001, \lambda_2 = 0.01\}$ and $\{\lambda_1 = 0.01, \lambda_2 = 0.1\}$ respectively. In both cases, the value of λ_2 exceeded λ_1 , indicating the importance of the Dropout-enhanced View in fine-tuning denoising. Conversely, for the dataset with lower noise, Yelp, the best combination was $\{\lambda_1 = 0.01, \lambda_2 = 0.001\}$, suggesting the greater influence

of the Local View in interest-aware fine-tuning. Remarkably, these experimental findings align with the ablation study, further supporting the efficacy and relevance of the proposed view-guided tuning approach.

Sensitivity on Threshold. The threshold is a critical hyperparameter that controls the removal ratio of the social graph. We evaluate the model’s performance by varying the threshold to five different values. The results are depicted in Fig.5. The line chart represents the values of the evaluation metrics, while the bar chart denotes the corresponding removing ratio under each threshold value. The experimental results indicate that for the three datasets with different social noise levels, the optimal removing ratios are found to be 50%, 37%, and 31%, respectively. Impressively, these optimal ratios align well with the noise levels of the datasets, with higher noise datasets requiring a higher removal ratio. This consistency indicates the effectiveness of the model’s performance and demonstrates its adaptability to datasets with diverse noise levels.

Conclusion

In this paper, we conduct a comprehensive investigation into the noise present in social networks and its impact on recommendation systems. Based on the insights gained from data analysis, we propose a novel primary module that includes an innovative ID to denoise social connections. In this module, we also integrate both social and collaborative domains to improve user representations. Additionally, to tackle potential user interest loss and enhance model robustness in the primary module, we introduce two novel supplementary views, each in its respective auxiliary module, collectively forming a two-level VT process. Extensive experiments on three social network datasets demonstrate the flexibility and effectiveness of our proposed model. Ablation experiments are also conducted to elucidate the effects of the two supplementary views in the tuning process.

References

- Cai, X.; Huang, C.; Xia, L.; and Ren, X. 2023. LightGCL: Simple Yet Effective Graph Contrastive Learning for Recommendation. *arXiv preprint arXiv:2302.08191*.
- Cialdini, R. B.; and Goldstein, N. J. 2004. Social influence: Compliance and conformity. *Annu. Rev. Psychol.*, 55: 591–621.
- Fan, W.; Ma, Y.; Li, Q.; He, Y.; Zhao, E.; Tang, J.; and Yin, D. 2019. Graph Neural Networks for Social Recommendation. In *The World Wide Web Conference, WWW '19*, 417–426. New York, NY, USA: Association for Computing Machinery. ISBN 9781450366748.
- Fu, B.; Zhang, W.; Hu, G.; Dai, X.; Huang, S.; and Chen, J. 2021. Dual Side Deep Context-Aware Modulation for Social Recommendation. *WWW '21*, 2524–2534. New York, NY, USA: Association for Computing Machinery. ISBN 9781450383127.
- Gutmann, M.; and Hyvärinen, A. 2010. Noise-contrastive estimation: A new estimation principle for unnormalized statistical models. In *Proceedings of the thirteenth international conference on artificial intelligence and statistics*, 297–304. JMLR Workshop and Conference Proceedings.
- Han, J.; Tao, Q.; Tang, Y.; and Xia, Y. 2022. DH-HGCN: Dual Homogeneity Hypergraph Convolutional Network for Multiple Social Recommendations. In *Proceedings of the 45th International ACM SIGIR Conference on Research and Development in Information Retrieval, SIGIR '22*, 2190–2194. New York, NY, USA: Association for Computing Machinery. ISBN 9781450387323.
- He, X.; Deng, K.; Wang, X.; Li, Y.; Zhang, Y.; and Wang, M. 2020. LightGCN: Simplifying and Powering Graph Convolution Network for Recommendation. In *Proceedings of the 43rd International ACM SIGIR Conference on Research and Development in Information Retrieval, SIGIR '20*, 639–648. New York, NY, USA: Association for Computing Machinery. ISBN 9781450380164.
- Huang, C.; Wang, X.; He, X.; and Yin, D. 2022. Self-Supervised Learning for Recommender System. In *Proceedings of the 45th International ACM SIGIR Conference on Research and Development in Information Retrieval, SIGIR '22*, 3440–3443. New York, NY, USA: Association for Computing Machinery. ISBN 9781450387323.
- Lin, Z.; Tian, C.; Hou, Y.; and Zhao, W. X. 2022. Improving graph collaborative filtering with neighborhood-enriched contrastive learning. In *Proceedings of the ACM Web Conference 2022*, 2320–2329.
- McPherson, M.; Smith-Lovin, L.; and Cook, J. M. 2001. Birds of a feather: Homophily in social networks. *Annual review of sociology*, 27(1): 415–444.
- Rendle, S.; Freudenthaler, C.; Gantner, Z.; and Schmidt-Thieme, L. 2009. BPR: Bayesian Personalized Ranking from Implicit Feedback. In *Proceedings of the Twenty-Fifth Conference on Uncertainty in Artificial Intelligence, UAI '09*, 452–461. Arlington, Virginia, USA: AUAI Press. ISBN 9780974903958.
- Sharma, K.; Lee, Y.-C.; Nambi, S.; Salian, A.; Shah, S.; Kim, S.-W.; and Kumar, S. 2022. A survey of graph neural networks for social recommender systems. *arXiv preprint arXiv:2212.04481*.
- Tao, Y.; Li, Y.; Zhang, S.; Hou, Z.; and Wu, Z. 2022. Revisiting Graph Based Social Recommendation: A Distillation Enhanced Social Graph Network. In *Proceedings of the ACM Web Conference 2022, WWW '22*, 2830–2838. New York, NY, USA: Association for Computing Machinery. ISBN 9781450390965.
- Tian, C.; Xie, Y.; Li, Y.; Yang, N.; and Zhao, W. X. 2022. Learning to Denoise Unreliable Interactions for Graph Collaborative Filtering. In *Proceedings of the 45th International ACM SIGIR Conference on Research and Development in Information Retrieval, SIGIR '22*, 122–132. New York, NY, USA: Association for Computing Machinery. ISBN 9781450387323.
- Wang, T.; Xia, L.; and Huang, C. 2023. Denoised Self-Augmented Learning for Social Recommendation. *arXiv preprint arXiv:2305.12685*.
- Wu, B.; Zhong, L.; Yao, L.; and Ye, Y. 2022a. EAGCN: An Efficient Adaptive Graph Convolutional Network for Item Recommendation in Social Internet of Things. *IEEE Internet of Things Journal*, 9(17): 16386–16401.
- Wu, J.; Fan, W.; Chen, J.; Liu, S.; Li, Q.; and Tang, K. 2022b. Disentangled Contrastive Learning for Social Recommendation. In *Proceedings of the 31st ACM International Conference on Information & Knowledge Management, CIKM '22*, 4570–4574. New York, NY, USA: Association for Computing Machinery. ISBN 9781450392365.
- Wu, J.; Wang, X.; Feng, F.; He, X.; Chen, L.; Lian, J.; and Xie, X. 2021. Self-Supervised Graph Learning for Recommendation. In *Proceedings of the 44th International ACM SIGIR Conference on Research and Development in Information Retrieval, SIGIR '21*, 726–735. New York, NY, USA: Association for Computing Machinery. ISBN 9781450380379.
- Wu, L.; Li, J.; Sun, P.; Hong, R.; Ge, Y.; and Wang, M. 2020. Diffnet++: A neural influence and interest diffusion network for social recommendation. *IEEE Transactions on Knowledge and Data Engineering*, 34(10): 4753–4766.
- Wu, L.; Sun, P.; Fu, Y.; Hong, R.; Wang, X.; and Wang, M. 2019. A Neural Influence Diffusion Model for Social Recommendation. In *Proceedings of the 42nd International ACM SIGIR Conference on Research and Development in Information Retrieval, SIGIR '19*, 235–244. New York, NY, USA: Association for Computing Machinery. ISBN 9781450361729.
- Yang, L.; Liu, Z.; Wang, Y.; Wang, C.; Fan, Z.; and Yu, P. S. 2022. Large-Scale Personalized Video Game Recommendation via Social-Aware Contextualized Graph Neural Network. In *Proceedings of the ACM Web Conference 2022, WWW '22*, 3376–3386. New York, NY, USA: Association for Computing Machinery. ISBN 9781450390965.
- Yu, J.; Yin, H.; Gao, M.; Xia, X.; Zhang, X.; and Viet Hung, N. Q. 2021a. Socially-Aware Self-Supervised Tri-Training for Recommendation. In *Proceedings of the 27th ACM*

SIGKDD Conference on Knowledge Discovery & Data Mining, KDD '21, 2084–2092. New York, NY, USA: Association for Computing Machinery. ISBN 9781450383325.

Yu, J.; Yin, H.; Li, J.; Gao, M.; Huang, Z.; and Cui, L. 2020. Enhancing social recommendation with adversarial graph convolutional networks. *IEEE Transactions on knowledge and data engineering*, 34(8): 3727–3739.

Yu, J.; Yin, H.; Li, J.; Wang, Q.; Hung, N. Q. V.; and Zhang, X. 2021b. Self-Supervised Multi-Channel Hypergraph Convolutional Network for Social Recommendation. In *Proceedings of the Web Conference 2021*, WWW '21, 413–424. New York, NY, USA: Association for Computing Machinery. ISBN 9781450383127.

Yu, J.; Yin, H.; Xia, X.; Chen, T.; Cui, L.; and Nguyen, Q. V. H. 2022. Are Graph Augmentations Necessary? Simple Graph Contrastive Learning for Recommendation. In *Proceedings of the 45th International ACM SIGIR Conference on Research and Development in Information Retrieval*, SIGIR '22, 1294–1303. New York, NY, USA: Association for Computing Machinery. ISBN 9781450387323.

Yu, J.; Yin, H.; Xia, X.; Chen, T.; Li, J.; and Huang, Z. 2023. Self-supervised learning for recommender systems: A survey. *IEEE Transactions on Knowledge and Data Engineering*.

Zhao, S.; Wei, W.; Zou, D.; and Mao, X. 2022. Multi-view intent disentangle graph networks for bundle recommendation. In *Proceedings of the AAAI Conference on Artificial Intelligence*, volume 36, 4379–4387.

Zou, D.; Wei, W.; Mao, X.-L.; Wang, Z.; Qiu, M.; Zhu, F.; and Cao, X. 2022. Multi-Level Cross-View Contrastive Learning for Knowledge-Aware Recommender System. In *Proceedings of the 45th International ACM SIGIR Conference on Research and Development in Information Retrieval*, SIGIR '22, 1358–1368. New York, NY, USA: Association for Computing Machinery. ISBN 9781450387323.