
COMMUNITYFISH: A POISSON-BASED DOCUMENT SCALING WITH HIERARCHICAL CLUSTERING

Sami Diaf

Faculty of Business, Economics and Social Sciences, Department of Socioeconomics
Universität Hamburg
sami.diaf@uni-hamburg.de

August 30, 2023

ABSTRACT

Document scaling has been a key component in text-as-data applications for social scientists and a major field of interest for political researchers, who aim at uncovering differences between speakers or parties with the help of different probabilistic and non-probabilistic approaches. Yet, most of these techniques are either built upon the agnostically bag-of-word hypothesis or use prior information borrowed from external sources that might embed the results with a significant bias. If the corpus has long been considered as a collection of documents, it can also be seen as a dense network of connected words whose structure could be clustered to differentiate independent groups of words, based on their co-occurrences in documents, known as *communities*. This paper introduces *CommunityFish* as an augmented version of *Wordfish* based on a hierarchical clustering, namely the *Louvain* algorithm, on the word space to yield *communities* as semantic and independent n-grams emerging from the corpus and use them as an input to *Wordfish* method, instead of considering the word space. This strategy emphasizes the interpretability of the results, since communities have a non-overlapping structure, hence a crucial informative power in discriminating parties or speakers, in addition to allowing a faster execution of the Poisson scaling model. Aside from yielding communities, assumed to be subtopic proxies, the application of this technique outperforms the classic *Wordfish* model by highlighting historical developments in the U.S. *State of the Union* addresses and was found to replicate the prevailing political stance in Germany when using the corpus of parties' legislative manifestos.

Keywords document scaling, hierarchical clustering, Poisson model

1 Introduction

Comparative politics has been a privileged domain of application of what is currently known as text-as-data field, featuring the use of text mining techniques and machine learning algorithms to identify patterns that differentiate document contents or track differences at the meta-data level. Scaling techniques consist mostly of unsupervised methods, whether probabilistic or non-probabilistic, aiming at extracting one or multiple dimensions to perform metadata comparisons (Goet, 2019), based on a set of assumptions concerning the word-level. In other terms, scaling techniques aim to uncover one or many hidden variables that artificially measure differences between speakers or parties, mostly based on word counts.

Earlier scaling techniques used statistical learning approaches as for matrix factorization schemes (Deerwester et al., 1990) or probabilistic model based on the Poisson distribution as for *Wordfish* (Slapin and Proksch, 2008), which ranks documents on a unidimensional scale using word occurrences in each document of the corpus. Further extensions of Poisson-based inferences considered a debate structure (Lauderdale and Herzog, 2016), pre-trained embedding models (Nanni et al., 2019), word variations (Vafa et al., 2020) or topic variability (Diaf et al., 2022) that provided a sound ranking of documents depending on assumptions and use cases at the word or document levels.

As for *Wordfish*, the inference uses word counts to learn a normally-distributed hidden dimension, assumed to be a proxy of partisanship among political parties when scaling manifestos (Slapin and Proksch, 2008). Yet, the Poisson distribution does not always pertain, as frequent words are likely to have a normal distribution, while very rare words tend to follow a negative binomial distribution (Lo et al., 2016). Another noticeable drawback is the dynamic word usage which needs time-varying parameters for the Poisson ranking model and further techniques to ensure its stability (Jentsch et al., 2020), or to consider the structure *document-topic-word* to get polarization at the topic level (Diaf and Fritsche, 2022).

Although the choice of scaling techniques is abundant, it does not necessarily meets the expectation of practitioners because the inference is done at the word-level, while the analysis often target documents’ content in terms of groups of words that translate the interest of researchers, either as specific keywords or as topics. The word contributions to the built scale in *Wordfish* is static and cannot be fully interpretable if the corpus’ word usage underwent several changes between parties/speakers over time (Jentsch et al., 2020) and the sign of specific words could be different from the position of documents they mostly represent, thus not in-line with experts’ assessments (Hjorth et al., 2015). These shortcomings are imputable to the bag-of-words assumption and the underlying agnostic hypothesis of word independence that prevents a sound scaling of documents (Nanni et al., 2019).

Advances in social network analysis demonstrated the efficiency of hierarchical clustering to uncover latent groups of users, or communities, that are homogeneous and distinguishable from other neighbors, based on their interactions. This concept could be easily extended to a corpus of documents to identify independent, semantic groups of words, in form of n-grams, that differentiate documents based on their occurrence while delivering informative signals that outperform analyses based on single-word usage. *Louvain* algorithm (Blondel et al., 2008) remains a popular clustering approach and was applied to the study social networks but also to get word groups that better represent the rhetoric used in the corpus (Bail, 2016) or to study the lexical shift in the State Of The Union addresses (Rule et al., 2015). Similar clustering schemes were proposed as for *Infomap* (Rosvall and Bergstrom, 2008) which uses random walk map-equation instead of optimizing the modularity as for *Louvain*, although the functioning of both methods was found to be similar (Lancichinetti and Fortunato, 2009). Traag et al. (2019) proposed a faster and enhanced clustering algorithm known as *Leiden* that was found to outperform *Louvain* when applied to big networks.

This paper prolongs the idea of *lexical shift* (Rule et al., 2015) by identifying communities as representative groups of words with a high density, able to achieve a fast and interpretable scaling of documents upon which a Poisson ranking model could be easily built, instead of considering a plain word-count model relying on the bag-of-words hypothesis. I argue that communities offer a better polarization level when differentiating documents and metadata than a standard word-level model, in addition of efficiently speeding up the learning process by reducing the size of the document-term-matrix, whose sparsity may hinder the convergence of Poisson models. Regular words used by all parties/speakers are likely to form communities featuring a high number of words but less likely polarized compared to communities whose usage is exclusive, denoting the focus of a given party/author to a specific subject of item that could be uncovered without the need to run topic models.

Hence, the proposed two-step scaling technique, *CommunityFish*, brings two major novelties in the document scaling field. First, it successfully identifies communities as powerful word representations without the need to use agnostic topic models, neither running transfer learning, in terms of word embedding (Mikolov et al., 2013) nor adopting priors as for keywords identification (Eshima et al., 2020), but by simply running a hierarchical clustering, whether with *Louvain* or *Leiden* algorithms. Second, it yields a fast and interpretable scaling where communities could be easily associated with metadata without requiring much efforts as for classic word-based techniques.

Two historical corpora, in English and German, were chosen to test this novel approach. Application on the U.S. State Of The Union (SOTU) addresses (1854-2019) shows a clear dominance of historical developments as for economic issues, local affairs and foreign policy that ranked addresses on a two-regime scale whose transition could be identified during the great depression. On the manifestos of German political parties (2013-2022), *CommunityFish* uncovered granular themes at the center of election debates that were found to replicate the ideological spectrum of political parties with AFD and Linke parties being the ideological bounds of the learned scale, while other parties seem to share many featured themes, hence reinforcing their centric positions.

The paper expands the concepts used by *CommunityFish* from a network analysis perspective (Section 2) and from statistical learning (Section 3), then applies the proposed algorithm to two corpora (Section 4) and compares to the standard *Wordfish* used by practitioners.

2 Network Analysis

Analysis of social media, especially the interactions between users, drove the attention of scientists on the necessity to adopt advanced clustering methods able to extract information that describe hidden relationships between speakers via the types of messages or ideas they produce (White, 2008), instead of simple link structures between individuals (Bail, 2016).

Network analysis witnessed important contributions on identifying distinct subgroups in social networks and several optimization schemes were developed to offer intuitive clustering (Lancichinetti and Fortunato, 2009) and meaningful ranking of users.

For such tasks, researchers need to pay attention to the selected clustering methods for community detection as well as considering centrality scores (Mester et al., 2021). For large networks, *Louvain* algorithm (Blondel et al., 2008) is usually preferred to *FastGreedy* algorithm (Clauset et al., 2004) due to its relative low complexity, as it achieves a local optimization of the modularity Q at the node-level, defined as :

$$Q = \frac{1}{2m} \sum_{ij} \left[A_{ij} - \frac{k_i k_j}{2m} \right] \delta(c_i, c_j)$$

with A_{ij} representing the edge weight between nodes i and j , k_i and k_j are the sum of the weights of the edges attached to nodes i and j , respectively; m is the sum of all of the edge weights in the graph; c_i and c_j are the communities of the nodes; and δ is Kronecker delta function $\delta(x, y) = 1$ if $x=y$, 0 otherwise.

Louvain algorithm iteratively optimizes the modularity Q by starting with different node being its own community, and the concept is to place a node n_i to one of its neighboring nodes community, in a way to maximize the modularity change (Mester et al., 2021). Similar to users in social networks, *Louvain* algorithm could be applied to cluster words in a given corpus, so to extract groups of words, in a form of n-grams of different lengths, having an independent, non-overlapping structure stemming from the specific word usage found in documents.

Traag et al. (2019) proposed *Leiden* clustering as a reliable alternative, outperforming *Louvain* when it comes to discern small connected communities in large network structures. Although *Leiden* was found to be faster, in terms of execution, then *Louvain*, both do not differ when the network structure is relatively small, as for collection of documents with limited vocabulary, meaning the community structures of both algorithms share many similarities.

3 Poisson ranking model

To apply *CommunityFish*, the corpus is decomposed into bigrams and a minimum threshold π is set before running *Louvain* algorithm that yields K communities used as features of the Document-Term-Matrix (DTM), instead of considering all words in the corpus, hence communities serve as features to the *Wordfish* scaling algorithm. This scheme could be seen as a *semantic clustering* of the DTM that identifies correlated pairs of words in local contexts thanks to hierarchical clustering on bigrams, which differs from a simple bigram grouping of the initial DTM features.

The resulting DTM is given as an input to *Wordfish* (Slapin and Proksch, 2008) to learn document positions, or ideal points, that scale documents based on the occurrence of communities. As a scaling technique, *Wordfish* uncovers a latent scale θ , assumed to be a proxy of partisanship or ideological differences between parties or speakers, depending on the used context.

While the use of the Poisson distribution is justified by the occurrence of words in the corpus, assumed to be rare events, it does not always pertain to cases where the word usage concerns few documents, meaning the Poisson's expectation departs significantly from the variance, as demonstrated by Lo et al. (2016) who suggested the use of the Negative Binomial distribution with resampling inference.

I argue that the use of communities frees the DTM from potential biases raised by rare words and allows a fast convergence of *Wordfish* algorithm when applied to big corpora. *CommunityFish* could be seen as a double dimensionality reduction technique: first to uncover communities, as the primary unit of analysis, and second to learn a scale of ideal points using *Wordfish*.

The hierarchical clustering applied to the corpus (*Louvain* algorithm) could be interpreted as an implicit factorization of the traditional unigram Document-Term-Matrix (DTM) to a more interpretable feature matrix stemming from the learned communities. Aside from lowering the DTM dimension, it permits to intuitively concentrate the scaling on meaningful groups of words (communities) that discriminate the ideal points based on their occurrences in the documents, offering a more balanced basis to discern documents of the corpus based on similarities in the communities' probabilistic distributions.

Algorithm : CommunityFish

-
- 1. Community detection** Run the *Louvain* algorithm over the bigram features of the corpus and extract K groups of words or *communities*.
 - 2. Wordfish** The K communities are used as features for the Document-Term-Matrix, to be given as input to a Poisson Scaling Model (Slapin and Proksch, 2008) to uncover the scale θ_i from the specification:
 $\log(\lambda_{ij}) = \alpha_i + \psi_j + \theta_i \beta_j$, where:
 λ_{ij} : frequency of the community j in document i
 α_i : document fixed effect
 ψ_j : community fixed effect
 θ_i : the *position* of document i
 β_j : the effect of community j to the document position
-

4 Application

Two popular datasets, with different specifications, are chosen to perform *CommunityFish*, one featuring dynamic word usage as documents span over 163 years (State Of The Union) targeting several aspects of American politics, and another gathering political manifestos of main German political parties during the last three legislative elections that help identify similarities and differences in the used rhetoric in the pre-election political debates. For both corpora, the hierarchical clustering was applied on lemmatized bigrams who occur more than 30 times in the corpus, to concentrate the information on a reasonable number of communities.

4.1 State Of The Union

State Of The Union (SOTU) addresses consist of speeches given during the period (1854-2019), so to highlight the duality democratic-republican in the scaling (Diaf et al., 2022). The corpus was lemmatized using *udpipe* model (Straka et al., 2016) to reduce the size of the Document-Term-Matrix and learn robust communities, in comparison with the raw corpus. The application of the *Louvain* algorithm yielded 52 different communities¹ (Table 1) with a historical context that spans over one and half century, with different episodes of modern American history. Noticeable is that 22, out of 52, communities are constituted of bigrams and the remaining are n-grams of different lengths.

Communities, whose contributions to the scale β_j are different from zero, polarize the overall scale θ via their respective signs. From Figure 1, communities 45, 40, 11 and 8 contribute to documents whose positions in the overall scale (Figure 2) are positive, consisting of earlier addresses from the second half of the Ninetieth century targeting neighboring countries and local administration, while modern addresses have negative positions (Figure 2) and demonstrate a strong influence of foreign policy and defense interests (communities 38 and 49) as well as business/economic environment (communities 43 and 2). Figure 2 shows a two-regime scale, whose transition could be identified during the great depression (Hoover addresses during the period 1929-1933, coinciding with the position $\hat{\theta} = 0$), indicating a potential shift in the rhetoric, or transition into modern addresses, used by US presidents and captured via communities that represent proxies of most tackled interests during the addresses. The classic Wordfish (Figure 5) yields more clustered document positions that cannot not be differentiated in small periods, even if given by different speakers.

4.2 German Manifesto

The corpus of Manifesto Project (Volkens et al., 2021) was used to get the manifestos of the six main German political parties, during the period 2013-2021 (Diaf and Fritsche, 2022), then lemmatized using a German language model (Straka et al., 2016) to reduce the vocabulary length of the corpus. It resulted 45 communities (Table 2) reproducing most of the debated themes in social life, politics and economic development which constitute the basis of the learned scale (Figure 4), found to replicate the prevailing political partisanship in Germany. AFD and Linke parties are the two bounds of the learned scale, while other parties have central positions, with noticeable firm positions (small standard deviations of their ideal points) of the Linke and Gruene parties throughout the studies period, while AFD and CDU positions seem to have the highest variability (wide standard errors). The blue line in Figure 4 is the Loess curve used to separate parties into two distinct classes (left-right) based on learned scale from the established communities (Table 2), resulting into a bi-partisanship AFD-CDU-FDP and SPD-Gruene-Linke. As a comparison to Wordfish (Figure 6),

¹*Leiden* clustering yielded a similar community structure to *Louvain*, with minor differences concerning two communities, out of 52. The same results was found using the German political manifesto corpus.

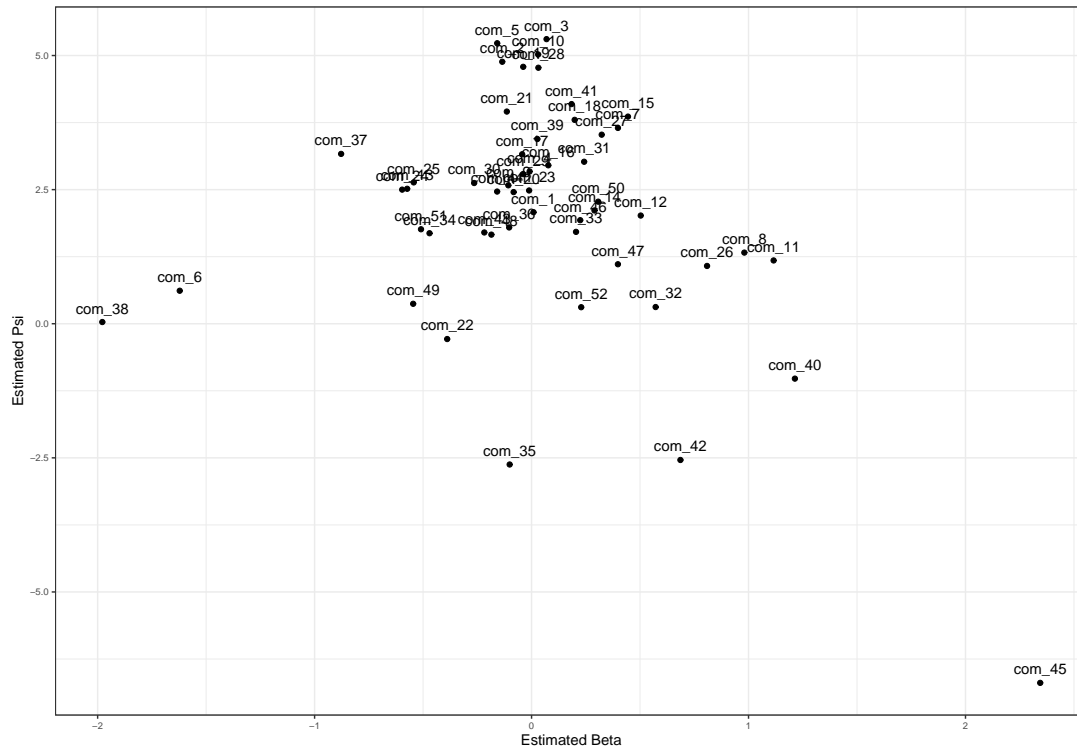


Figure 1: Communities’ contributions to the scale (β) vs communities’ positions ψ (SOTU corpus)

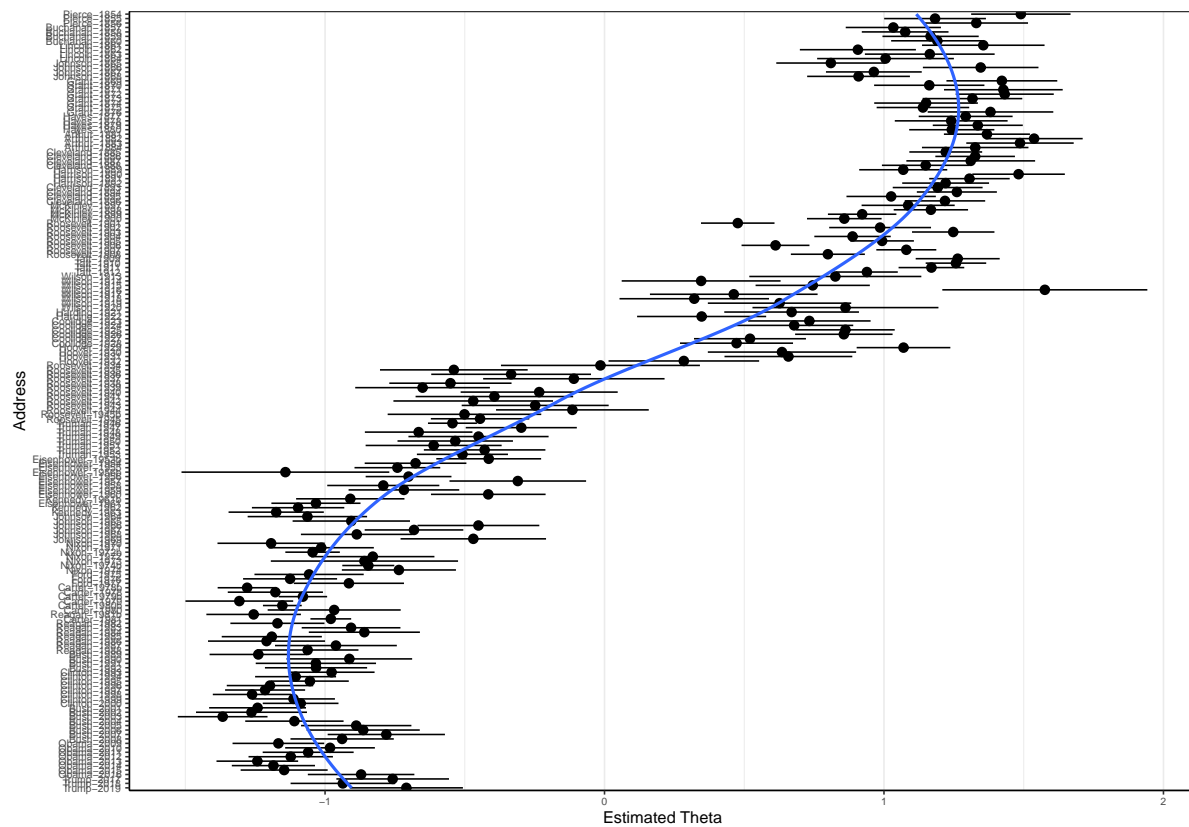


Figure 2: Learned *CommunityFish* ideal points with 95% confidence intervals (SOTU Corpus).

Table 1: Communities in SOTU corpus

Community	Words
com_1	agricultural, product
com_2	american, billion, business, enlist, every, fellow, million, silver, small young, citizen, family, people, republics, dollar, man, day, americans
com_3	annual, special, message
com_4	armed, military, naval, force
com_5	ask, come, current, end, fiscal, five, four, last, many, next, past precede, previous, recent, ten, three, two, year, congress, june, session, ago, ahead
com_6	attorney, british, can, federal, general, government, local, make, must national, postmaster, self, social, spanish, supreme, help, court, sure also, continue, bank, defense, security
com_7	balanced, budget
com_8	base, call, confer, depend, enter, impose, urge, upon, attention
com_9	careful, favorable, consideration
com_10	central, latin, south, america
com_11	civil, hard, human, interest, postal, public, right, tax, work, service, rate debt, building, land, opinion, now, credit, cut, reduction, together
com_12	commerce, interstate, commission
com_13	earnestly, recommend
com_14	economic, development, growth
com_15	executive, branch, order
com_16	exist, international, law, present, tariff, enforcement, condition, system
com_17	far, thus, reach
com_18	first, time
com_19	foreign, free, great, nation, office, post, take, treasury, war, world country com_, power, trade, britain, department, place, ii
com_20	full, employment
com_21	go, look, move, forward
com_22	god, bless
com_23	good, faith
com_24	health, medical, care, insurance
com_25	high, level, priority, school
com_26	internal, revenue
com_27	large, number, part
com_28	let, us
com_29	long, run, term
com_30	low, income
com_31	may, well
com_32	merchant, marine
com_33	middle, class, east
com_34	minimum, wage, worker
com_35	mr, speaker
com_36	natural, resource
com_37	new, job, program, york
com_38	nuclear, weapon
com_39	one, half, hundred, third
com_40	panama, canal
com_41	per, annum, cent
com_42	philippine, islands
com_43	private, enterprise, sector
com_44	progress, step, toward
com_45	puerto, rico
com_46	set, forth
com_47	several, united, states, nations
com_48	sink, fund
com_49	soviet, union
com_50	vice, president
com_51	welfare, reform
com_52	white, house

Table 2: Communities in German Manifesto corpus

Community	Words
com_1	abkomme, abkommen
com_2	afd, demokrat, deshalb, fordern, frei, linke, stehen, setzen
com_3	alt, brauchen, immer, jung, mehr, mensch, million, gerechen, stark, geld, personal, transparenz, zeit
com_4	arbeit, beruflich, gut, kulturell, selbstbestimmt, arbeiten, bildung, arbeitsbedingung, leben, zukunft
com_5	arbeitgeber, arbeitnehmer, patient, verbraucher, innen
com_6	arbeitsplatz, dass, deutschland, einsetzen, ganz, gestalten, jed, neu, schaffen, sicherstellen, sorgen verhindern, zeigen, einzeln, form, kind, technologie
com_7	beitrag, bund, dabei, etwa, gelten, gerade, gesellschaftlich, insbesondere, land, mittel, projekt, regelung, sollen, sowie, teilhabe, wichtig, zugang, leisten, na, mitteln, rolle
com_8	bezahlbar, wohnraum
com_9	biologisch, vielfalt
com_10	cdu, csu
com_11	corona, krise
com_12	demokratisch, kontrolle
com_13	deutsch, bundestag, sprache
com_14	digital, it, sozial, infrastruktur, welt, sicherheit, absicherung, gerechtigkeit, marktwirtschaft, netzwerk, sicherungssystem, wohnungsbau, zusammenhalt
com_15	drei, euro, letzt, milliarde, mrd, pro, seit, vergangen, vier, zehn, jahr
com_16	erhalten, bleiben
com_17	erneuerbare, erneuerbaren, energie, energien
com_18	erst, schritt
com_19	eu, ebene, kommission, mitgliedstaat, staat
com_20	fair, wettbewerb
com_21	gering, hoch, mittler, einkommen, unternehmen
com_22	gesetzlich, mindestlohn, rent, rentenversicherung
com_23	gleich, recht, chance, lohn, rechte
com_24	hartz, iv
com_25	lage, versetzen
com_26	medizinisch, versorgung
com_27	nachhaltig, wirtschaftlich, entwicklung
com_28	offen, gesellschaft
com_29	qualitativ, hochwertig
com_30	rechnung, tragen
com_31	rechtlich, rundfunk
com_32	regel, regeln
com_33	schnell, internet
com_34	schon, heute
com_35	schwarz, gelb
com_36	sexuell, orientierung
com_37	start, ups
com_38	stelle, stellen
com_39	strukturell, schwach, region
com_40	stunde, stunden
com_41	teil, teilen
com_42	treffen, tiefen
com_43	verein, vereinen
com_44	vereint, nation
com_45	vgl, kapitel

CommunityFish highlights the polarization AFD-Linke better than Wordfish, whose scale does not demonstrate a clear partisanship.

From Figure 2, communities 40 and 45 support the position of the Linke party, as their contribution to the scale is strongly positive, in comparison to communities 5, 11 and 12 whose β_j are still positive but rather close to the origin. Most of the learned communities have a low contribution to the scale ($\beta_j \rightarrow 0$) and denote shared interests of political parties.

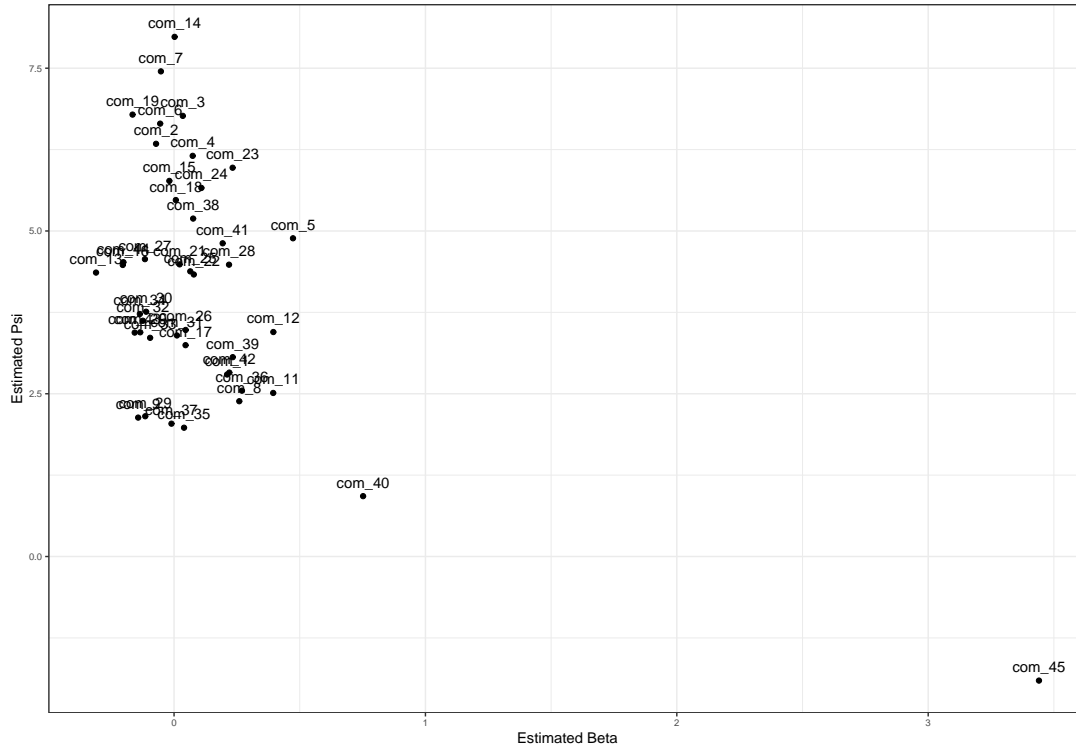


Figure 3: Communities' contributions to the scale (β) vs communities' positions ψ (German Manifesto corpus)

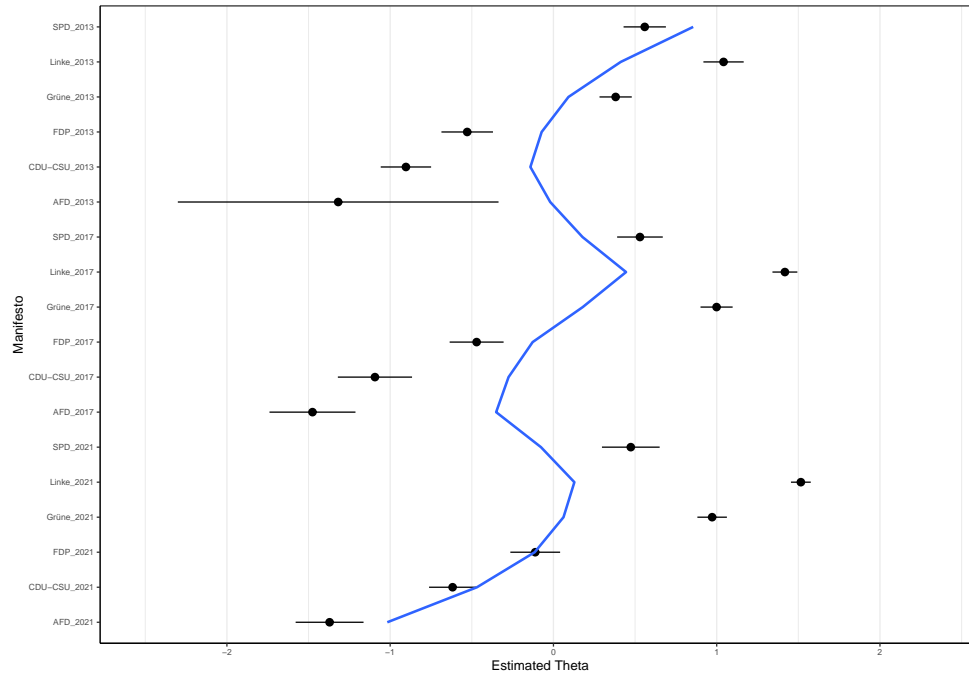


Figure 4: Learned CommunityFish ideal points with 95% confidence intervals (German Manifesto Corpus). Blue line is the Loess curve.

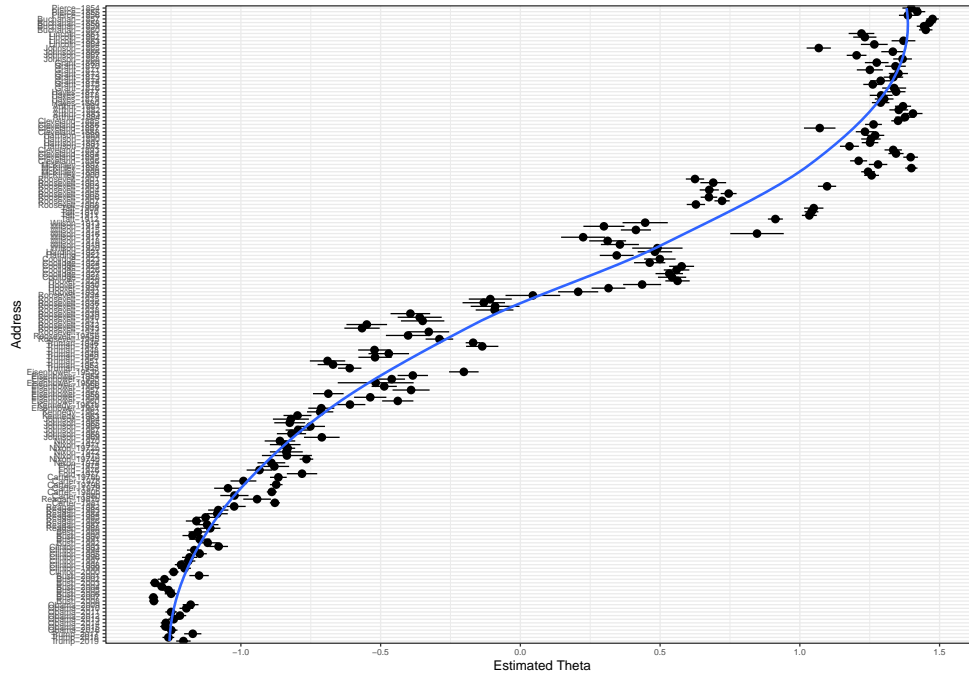


Figure 5: Learned Wordfish ideal points with 95% confidence intervals (SOTU Corpus). Blue line is the Loess curve.

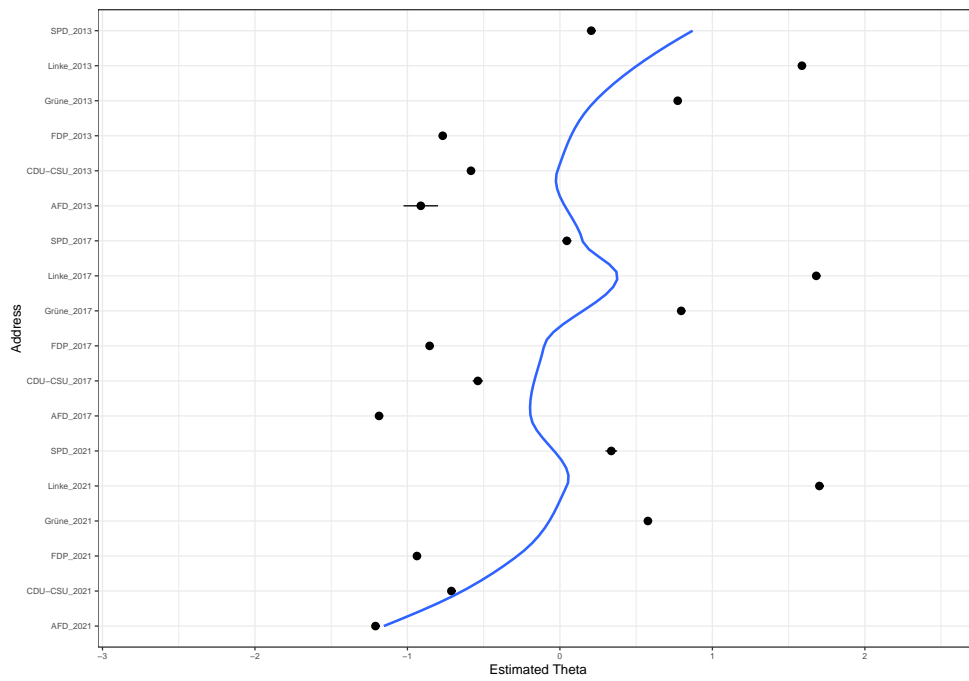


Figure 6: Learned *Wordfish* ideal points with 95% confidence intervals (German Manifesto Corpus). Blue line is the Loess curve.

5 Conclusion

Scaling techniques remain useful application tools used by political scientists to investigate partisanship among parties and to study the ideological spectrum of speakers, but still suffering from the limitation of considering words as the sole unit of analysis. While many solutions were devised to enhance scaling results using external information from borrowed corpora, the use of hierarchical clustering, as a pre-processing step, permits to identify *communities*, as robust groups of associated words, that proved semantically efficient in delivering substantial and interpretable results, coupled with a faster execution time. *CommunityFish* is a summarization scaling technique that translates the unit of analysis from words to communities, also regarded as an implicit factorization of the document-feature-matrix, unveiling informative sub-topic structures for an in-depth scaling of historical corpora as well as political manifestos. Optimal use of *CommunityFish* requires selecting most informative communities in an already-lemmatized corpus by mean of a clustering technique (could it be *Louvain* or *Leiden* algorithms). This ensures an independent community structure when aggregating the document-feature-matrix, helping the spread of the ideological stance learned via Poisson rank model, so to outperform classic *Wordfish* algorithm without the need to adopt advanced, and usually expensive, NLP solutions that may bring extra biases from other corpora or tasks. Applied to two different corpora, it showed a great ability in extracting communities from a language-variable corpus (SOTU) and identifying common items in debate-based documents (German manifesto) for an efficient and meaningful scaling of documents.

References

- C. A. Bail. Combining natural language processing and network analysis to examine how advocacy organizations stimulate conversation on social media. *Proceedings of the National Academy of Sciences*, 113(42):11823–11828, 2016. doi: 10.1073/pnas.1607151113. URL <https://www.pnas.org/doi/abs/10.1073/pnas.1607151113>.
- V. D. Blondel, J.-L. Guillaume, R. Lambiotte, and E. Lefebvre. Fast unfolding of communities in large networks. *Journal of Statistical Mechanics: Theory and Experiment*, 2008(10):P10008, oct 2008. doi: 10.1088/1742-5468/2008/10/p10008. URL <https://doi.org/10.1088%2F1742-5468%2F2008%2F10%2Fp10008>.
- A. Clauset, M. E. J. Newman, and C. Moore. Finding community structure in very large networks. *Phys. Rev. E*, 70:066111, Dec 2004. doi: 10.1103/PhysRevE.70.066111. URL <https://link.aps.org/doi/10.1103/PhysRevE.70.066111>.
- S. Deerwester, S. T. Dumais, G. W. Furnas, T. K. Landauer, and R. Harshman. Indexing by latent semantic analysis. *Journal of the American Society for Information Science*, 41(6):391–407, 1990. ISSN 0002-8231.
- S. Diaf and U. Fritsche. Topic scaling: A joint document scaling-topic model approach to learn time-specific topics. *Algorithms*, 15(11), 2022. ISSN 1999-4893. doi: 10.3390/a15110430. URL <https://www.mdpi.com/1999-4893/15/11/430>.
- S. Diaf, J. Döpke, U. Fritsche, and I. Rockenbach. Sharks and minnows in a shoal of words: Measuring latent ideological positions based on text mining techniques. *European Journal of Political Economy*, page 102179, 2022. ISSN 01762680. doi: 10.1016/j.ejpolco.2022.102179.
- S. Eshima, K. Imai, and T. Sasaki. Keyword assisted topic models. *arXiv preprint arXiv:2004.05964*, 2020. URL <https://arxiv.org/pdf/2004.05964>.
- N. D. Goet. Measuring polarization with text analysis: Evidence from the uk house of commons, 1811–2015. *Political Analysis*, 27(4):518–539, 2019. ISSN 1047-1987. doi: 10.1017/pan.2019.2.
- F. Hjørth, R. Klemmensen, S. Hobolt, M. E. Hansen, and P. Kurrild-Klitgaard. Computers, coders, and voters: Comparing automated methods for estimating party positions. *Research & Politics*, 2(2):2053168015580476, 2015. doi: 10.1177/2053168015580476.
- C. Jentsch, E. R. Lee, and E. Mammen. Time-dependent poisson reduced rank models for political text data analysis. *Computational Statistics & Data Analysis*, 142:106813, 2020. ISSN 01679473. doi: 10.1016/j.csda.2019.106813.
- A. Lancichinetti and S. Fortunato. Community detection algorithms: A comparative analysis. *Phys. Rev. E*, 80:056117, Nov 2009. doi: 10.1103/PhysRevE.80.056117. URL <https://link.aps.org/doi/10.1103/PhysRevE.80.056117>.
- B. E. Lauderdale and A. Herzog. Measuring political positions from legislative speech. *Political Analysis*, 24(3): 374–394, 2016. doi: 10.1093/pan/mpw017.
- J. Lo, S.-O. Proksch, and J. B. Slapin. Ideological clarity in multiparty competition: A new measure and test using election manifestos. *British Journal of Political Science*, 46(3):591–610, 2016. doi: 10.1017/S0007123414000192.

- A. Mester, A. Pop, B.-E.-M. Mursa, H. Greblă, L. Dioşan, and C. Chira. Network analysis based on important node selection and community detection. *Mathematics*, 9(18), 2021. ISSN 2227-7390. doi: 10.3390/math9182294. URL <https://www.mdpi.com/2227-7390/9/18/2294>.
- T. Mikolov, K. Chen, G. Corrado, and J. Dean. Efficient estimation of word representations in vector space. *arXiv preprint arXiv:1301.3781*, 2013. URL <https://arxiv.org/pdf/1301.3781>.
- F. Nanni, G. Glavas, I. Rehbein, S. P. Ponzetto, and H. Stuckenschmidt. Political text scaling meets computational semantics. *arXiv preprint arXiv:1904.06217*, 2019. URL <https://arxiv.org/pdf/1904.06217>.
- M. Rosvall and C. T. Bergstrom. Maps of random walks on complex networks reveal community structure. *Proceedings of the National Academy of Sciences*, 105(4):1118–1123, 2008. doi: 10.1073/pnas.0706851105. URL <https://www.pnas.org/doi/abs/10.1073/pnas.0706851105>.
- A. Rule, J.-P. Cointet, and P. S. Bearman. Lexical shifts, substantive changes, and continuity in state of the union discourse, 1790–2014. *Proceedings of the National Academy of Sciences*, 112(35):10837–10844, 2015. doi: 10.1073/pnas.1512221112. URL <https://www.pnas.org/doi/abs/10.1073/pnas.1512221112>.
- J. B. Slapin and S.-O. Proksch. A scaling model for estimating time-series party positions from texts. *American Journal of Political Science*, 52(3):705–722, 2008. doi: 10.1111/j.1540-5907.2008.00338.x.
- M. Straka, J. Hajič, and J. Straková. Udpipes: Trainable pipeline for processing conll-u files performing tokenization, morphological analysis, pos tagging and parsing. In *Proceedings of the Tenth International Conference on Language Resources and Evaluation (LREC’16)*, pages 4290–4297, Portorož, Slovenia, May 2016. European Language Resources Association (ELRA). URL <https://aclanthology.org/L16-1680>.
- V. A. Traag, L. Waltman, and N. J. van Eck. From louvain to leiden: guaranteeing well-connected communities. *Scientific Reports*, 9(1), mar 2019. doi: 10.1038/s41598-019-41695-z. URL <https://doi.org/10.1038/s41598-019-41695-z>.
- K. Vafa, S. Naidu, and D. Blei. Text-based ideal points. *Association for Computational Linguistics*, 2020:5345–5357, 2020. doi: 10.18653/v1/2020.acl-main.475.
- A. Volkens, T. Burst, W. Krause, P. Lehmann, T. Matthieß, S. Regel, B. Weßels, L. Zehnter, and Wissenschaftszentrum Berlin für Sozialforschung. Manifesto project dataset. 2021. doi: 10.25522/MANIFESTO.MPDS.2021A.
- H. C. White. *Identity and Control, How Social Formations Emerge (Second Edition)*. Princeton University Press, Princeton, 2008. ISBN 9781400845903. doi: doi:10.1515/9781400845903. URL <https://doi.org/10.1515/9781400845903>.