

# On the Depth between Beam Search and Exhaustive Search for Text Generation

Yuu Jinnai, Tetsuro Morimura, Ukyo Honda

CyberAgent, Inc.

{jinnai\_yu,morimura\_tetsuro,honda\_ukyo}@cyberagent.co.jp

## Abstract

Beam search and exhaustive search are two extreme ends of text decoding algorithms with respect to the search depth. Beam search is limited in both search width and depth, whereas exhaustive search is a global search that has no such limitations. Surprisingly, beam search is not only computationally cheaper but also performs better than exhaustive search despite its higher search error. Plenty of research has investigated a range of beam widths, from small to large, and reported that a beam width that is neither too large nor too small is desirable. However, in terms of search depth, only the two extreme ends, beam search and exhaustive search are studied intensively. In this paper, we examine a range of search depths between the two extremes to discover the desirable search depth. To this end, we introduce Lookahead Beam Search (LBS), a multi-step lookahead search that optimizes the objective considering a fixed number of future steps. Beam search and exhaustive search are special cases of LBS where the lookahead depth is set to 0 and  $\infty$ , respectively. We empirically evaluate the performance of LBS and find that it outperforms beam search overall on machine translation tasks. The result suggests there is room for improvement in beam search by searching deeper. Inspired by the analysis, we propose Lookbehind Heuristic Beam Search, a computationally feasible search algorithm that heuristically simulates LBS with 1-step lookahead. The empirical results show that the proposed method outperforms vanilla beam search on machine translation and text summarization tasks.

## 1 Introduction

The goal of natural language generation is to generate text representing structured information that is both fluent and contains the appropriate information. One of the key design decisions in text generation is the choice of decoding strategy. The decoding strategy is the decision rule used to generate strings from a probabilistic model (e.g., Transformer; Vaswani et al. 2017).

A straightforward solution is to **exhaustively search** for the strings with the highest probability with respect to the model. This is known as **maximum a posteriori (MAP) decoding**. Not only exhaustive search is computationally infeasible, but surprisingly, it is known to produce low-quality text (Murray and Chiang 2018; Cohen and Beck 2019). For example, Stahlberg and Byrne (2019) reports that in machine translation tasks, the highest-probability string is often the empty string.

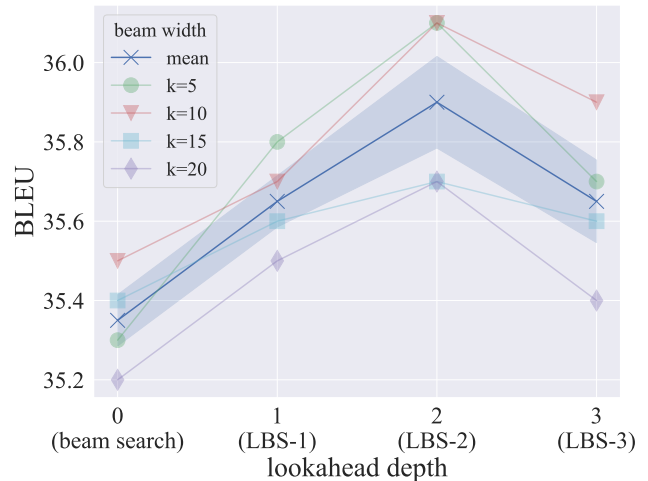


Figure 1: Results on machine translation by beam search and lookahead beam search (LBS) with lookahead depth 1, 2, and 3. The bold line represents the mean and the shaded area shows the standard error. Evaluated on the first 100 sentences of WMT’14 En-Fr dataset.

**Beam search** has been the go-to strategy in sequence generation. Beam search is a **local search** that greedily optimizes the local objective at each step with constraints on search depth and beam width. It is used in many state-of-the-art NLP applications, including machine translation (Wu et al. 2016; Ott et al. 2019; Wolf et al. 2020), text summarization (Rush, Chopra, and Weston 2015; Narayan, Cohen, and Lapata 2018), and image captioning (Anderson et al. 2017). However, beam search is known to have high search error (Stahlberg and Byrne 2019) due to the nature of local search. For example, Welleck et al. (2020) reports that beam search can yield infinite-length outputs that the model assigns zero probability to.

Prior work has studied the two extreme ends of the search in terms of search depth. Beam search is a one-step local search without any consideration of the future step. Exhaustive search optimizes the global objective without regard to local optimality at each step. Plenty of studies have investigated the effect of beam width on the search procedure and

reported that a beam width that is neither too large nor too small is effective (Koehn and Knowles 2017; Stahlberg and Byrne 2019; Meister, Cotterell, and Vieira 2020). However, in terms of search depth, little has been investigated between the two extreme ends. The research question we investigate is whether there is a better trade-off between the two ends in terms of search depth.

To analyze the effect of the search depth on the quality of the generated sequences, we introduce **Lookahead Beam Search (LBS)**, a variant of beam search with multiple steps lookahead to improve the estimate of the next step. Beam search and exhaustive search is a special case of LBS with lookahead depth of 0 and  $\infty$ , respectively. We empirically evaluate the performance of LBS in machine translation tasks. The results show that LBS with up to 3-step lookaheads outperforms the performance of beam search and exhaustive search overall using Transformer-based models (Figure 1).

Although LBS outperforms beam search, the algorithm is computationally intensive. Therefore, we present **Lookbehind Heuristic Beam Search (LHBS)**, a variant of beam search that heuristically simulates LBS with 1-step lookahead. The algorithm is simple and requires only the same number of calls to the scoring function (probabilistic model) as beam search. It does not require any additional training or external modules. LHBS is not restricted to specific tasks and is applicable to a wide range of natural language generation tasks, such as machine translation and text summarization. We evaluate LHBS for machine translation on WMT’14 En-Fr and En-De datasets (Bojar et al. 2014) and for text summarization on CNN/DM (Hermann et al. 2015) and XSum (Narayan, Cohen, and Lapata 2018) datasets. The empirical results show that LHBS improves upon vanilla beam search overall.

## 2 Neural Text Generation

Sequence-to-sequence generation is the task of generating an output sequence  $\mathbf{y}$  given an input sequence  $\mathbf{x}$ . Probabilistic text generators define a probability distribution  $p_\theta(\mathbf{y}|\mathbf{x})$  over an output space of hypotheses  $\mathcal{Y}$  conditioned on an input  $\mathbf{x}$ . The set of complete hypotheses  $\mathcal{Y}$  is:

$$\mathcal{Y} := \{\text{BOS} \circ \mathbf{v} \circ \text{EOS} | \mathbf{v} \in \mathcal{V}^*\}, \quad (1)$$

where  $\circ$  is a string concatenation and  $\mathcal{V}^*$  is the Kleene closure of a set of vocabulary  $\mathcal{V}$ . In practice, we set the maximum sequence length to  $n_{\max}$  to limit the hypothesis space to  $\mathcal{V}^{n_{\max}}$ . The goal of decoding is to find the highest-scoring hypothesis for a given input.

### 2.1 Exhaustive Search

One of the most important objectives is the maximum a posteriori (MAP) objective to find the most probable hypothesis among all:

$$\mathbf{y}^* := \arg \max_{\mathbf{y} \in \mathcal{Y}} \log p_\theta(\mathbf{y}|\mathbf{x}). \quad (2)$$

We consider standard left-to-right autoregressive models for the model  $p_\theta$ :

$$p_\theta(\mathbf{y}|\mathbf{x}) = \prod_{t=1}^{|\mathbf{y}|} p_\theta(y_t|\mathbf{x}, \mathbf{y}_{<t}). \quad (3)$$

where each  $p_\theta(y_t|\mathbf{x}, \mathbf{y}_{<t})$  is a distribution with support over a set of vocabulary and the EOS:  $\bar{\mathcal{V}} = \mathcal{V} \cup \{\text{EOS}\}$ .

A straightforward solution to this problem is to maximize the MAP objective by exhaustively enumerating all possible hypotheses in  $\mathcal{Y}$ . Although it seems intuitive to use exhaustive search, prior work has pointed out several problems with this strategy. First, since the size of hypotheses set  $|\mathcal{Y}|$  is extremely large, exhaustive search over  $\mathcal{Y}$  is computationally infeasible. In fact, solving Eq. 2 is shown to be NP-hard (Chen et al. 2018). Second, even if we solve it optimally, the MAP objective often leads to low-quality results (Stahlberg and Byrne 2019; Holtzman et al. 2020; Meister, Cotterell, and Vieira 2020).

### 2.2 Beam Search

A common heuristic to solve the decoding problem is greedy search, a local search with a greedy procedure. Greedy search sequentially chooses the token  $y_t$  at each time step  $t$  that maximizes  $p(y_t|\mathbf{y}_{<t}, \mathbf{x})$  until the EOS token is generated or the maximum sequence length  $n_{\max}$  is reached. Beam search is a generalization of greedy search where it selects the top  $k$  tokens at each step.

Let  $Y_t$  be the set of hypotheses at  $t$ -th step. Beam search is expressed as the following recursion:

$$\begin{aligned} Y_0 &= \{\text{BOS}\}, \\ Y_t &= \arg \text{topk}_{\mathbf{y} \in \mathcal{B}_t}(\log p_\theta(\mathbf{y}|\mathbf{x})) \end{aligned} \quad (4)$$

where the candidate set  $\mathcal{B}_t$  is defined as:

$$\mathcal{B}_t = \{\mathbf{y}_{<t} \circ y_t | y_t \in \bar{\mathcal{V}} \wedge \mathbf{y}_{<t} \in Y_{t-1}\}, \quad (5)$$

for each  $t > 0$ . Beam search runs the recursion for a fixed number of iterations  $n_{\max}$  and returns the set of hypotheses  $Y_{n_{\max}}$ . The most probable hypothesis (Eq. 2) in  $Y_{n_{\max}}$  is the output of the decoding.

Many of the decoding strategies used in statistical machine learning systems are variants of beam search (Vijayakumar et al. 2018; Meister, Forster, and Cotterell 2021; Anderson et al. 2017; Hokamp and Liu 2017; King et al. 2022; Wan et al. 2023). Although beam search does not solve Eq. 2 exactly, it is a surprisingly useful strategy for NLP models. In many settings, beam search outperforms exhaustive search in terms of downstream evaluation (Stahlberg and Byrne 2019; Holtzman et al. 2020; Meister, Cotterell, and Vieira 2020).

The drawback of beam search is that it is known to have high search errors due to the nature of local search (Stahlberg and Byrne 2019). For example, previous work has reported degenerations such as repetitions and infinite-length outputs (Holtzman et al. 2020; Welleck et al. 2020).

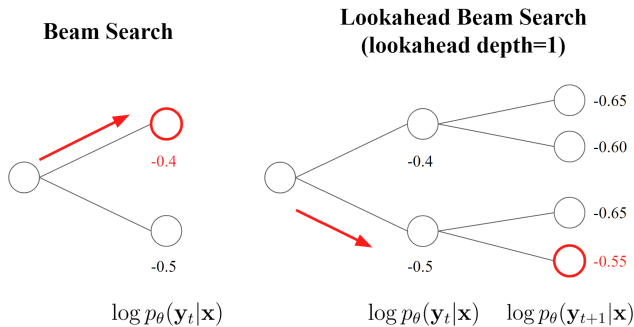


Figure 2: Comparison of Lookahead Beam Search and beam search. While beam search chooses the next hypotheses according to the current score of the hypothesis, lookahead beam search chooses them according to the current score plus the highest possible score achievable within  $d$ -step future.

### 2.3 Uniform Information Density

Meister, Cotterell, and Vieira (2020) explains the effectiveness of beam search by introducing the Uniform Information Density (UID) hypothesis. The UID hypothesis claims that communicative efficiency is maximized when information is distributed as uniformly as possible throughout the sequence (Levy 2005; Levy and Jaeger 2006). They study the information density of sentences generated by NMT systems quantitatively by measuring the amount of information conveyed by a word as surprisal (Hale 2001). The surprisal  $u$  using a statistical language model is defined as follows:

$$u_0(BOS) = 0, \\ u_t(y) = -\log p_\theta(y|\mathbf{x}, \mathbf{y}_{<t}).$$

Meister, Cotterell, and Vieira (2020) shows that the variance of surprisals and BLEU have a strong relationship in their empirical evaluation of NMT models. They hypothesize that while restricting beam search leads to high search error in beam search, it also induces an inductive bias that may be related to promoting uniform information density, leading to the generation of higher quality sequences.

## 3 Analysis of Search Depth

To study the effect of search depth on the properties of the decoding strategy, we first introduce Lookahead Beam Search (LBS), a generalization of beam search and exhaustive search that can control the search depth (Section 3.1). Then, we empirically evaluate the effect of the search depth on the quality of the output sequence using LBS (Section 3.2).

### 3.1 Lookahead Beam Search

We propose Lookahead Beam Search (LBS), a simple extension of beam search. LBS deploys a lookahead strategy to optimize the multi-step score instead of the immediate score (Figure 2). In addition to the score given by the current partial hypothesis, LBS- $d$  incorporates the maximum possible

score achievable in the  $d$ -step future. We replace Eq. 4 with the following:

$$Y_0 = \{BOS\}, \\ Y_t = \arg \operatorname{topk}(\log p_\theta(\mathbf{y}|\mathbf{x}) + h_d(\mathbf{y})), \quad (6)$$

where  $h_d(\mathbf{y})$  is the highest score achievable of  $d$ -step future starting from  $\mathbf{y}$ .  $h_d(\mathbf{y})$  is defined as:

$$h_d(\mathbf{y}_{1:t}) = \max_{\mathbf{y}_{1:t+d} \in \mathcal{B}_t^d} \log p_\theta(\mathbf{y}_{1:t+d}|\mathbf{x}, \mathbf{y}), \\ \mathcal{B}_t^d = \{\mathbf{y}_{1:t} \circ \mathbf{y}_{t+1} \circ \dots \circ \mathbf{y}_{t+d} | \mathbf{y}_{t+1}, \dots, \mathbf{y}_{t+d} \in \bar{\mathcal{V}}\}. \quad (7)$$

The lookahead depth  $d$  is the hyperparameter of the algorithm to control the locality of the search. The search becomes more local and shallow as  $d$  becomes smaller. In particular, if  $d = 0$ , it recovers beam search. The search becomes more exhaustive with larger  $d$ , and  $d \geq n_{\max}$  recovers exhaustive search.

**Proposition 1.** *Lookahead Beam Search (LBS) is a generalization of beam search and exhaustive search. That is,*

1. LBS-0 recovers beam search.
2. LBS- $d$  with  $d \geq n_{\max}$  recovers exhaustive search.

The proof is immediate from the definition of LBS.

A straightforward implementation to compute  $h_d(\mathbf{y})$  is breadth-first search. However, it needs to call the scoring function for  $k|\bar{\mathcal{V}}|^d$  times per each step. This is prohibitively expensive because the vocabulary size  $|\mathcal{V}|$  is large in many tasks (e.g.  $>30000$ ). To reduce the computation time, we implement the evaluation of  $h_d$  by best-first branch-and-bound search. See Appendix for details. Note that the algorithm is guaranteed to find the same  $h_d$  as the breadth-first search, thus preserving the result of the decoding.

### 3.2 Empirical Evaluation

To empirically investigate the effect of search depth on the output sequence, we decode neural machine translation (NMT) models using LBS. We evaluate the text quality by BLEU (Papineni et al. 2002) using the SacreBLEU system (Post 2018). Experiments are performed on WMT’14 En-Fr and WMT’14 En-De datasets (Bojar et al. 2014). For reproducibility, we use the pretrained models provided by fairseq (Ott et al. 2019).<sup>1</sup> We build the decoding framework in SGNMT (Stahlberg et al. 2017).<sup>2</sup> Due to the long duration (Table 1) and computational constraints, we present the evaluation on the first 100 sentences. The results on WMT’14 En-De and the other ablation studies are reported in Appendix.

The summary of the analysis is as follows.

- LBS achieves higher BLEU scores compared to beam search (Figure 1).
- We observe a trade-off between **search error** and **UID error** for both beam width and lookahead depth (Figure 3 and 4).

<sup>1</sup><https://github.com/facebookresearch/fairseq/tree/main/examples/translation>

<sup>2</sup><https://github.com/ucam-smt/sgnmt>

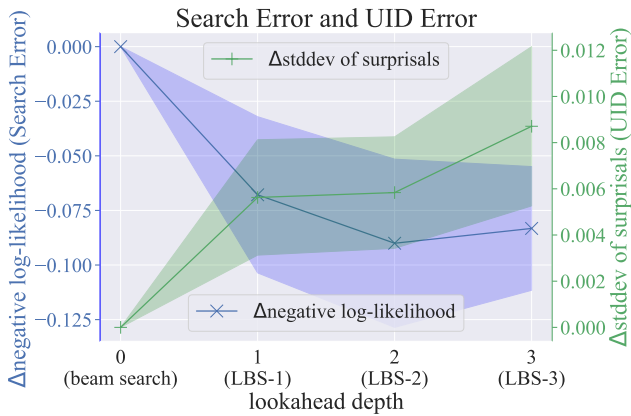


Figure 3: Difference in negative log-likelihood (search error) and average standard deviation of surprisals per sequence (UID error) of lookahead beam search (LBS) compared to beam search. The bold line represents the mean over the beam widths. The shaded area shows the standard error.

- Lookahead depths of up to 3 have little effect on sequence length, while beam width has a strong negative correlation with it (Figure 7).

**BLEU Score** Figure 1 demonstrates how the lookahead strategy affects the quality of the results as the lookahead depth varies. In particular, LBS-2 achieves the best overall BLEU score. We observe a reduced improvement with a lookahead depth of 3 (LBS-3) compared to LBS-2. As reported in previous work (Stahlberg and Byrne 2019), exhaustive search (i.e. LBS- $\infty$ ) performs very poorly (See Appendix).

**Why is there a “sweet spot” for lookahead depth?** We observe that a lookahead depth of  $d = 2$  outperforms  $d = 0, 1$ , and 3 (Figure 1). The question is why there is a “sweet spot” for lookahead depth. Our hypothesis is that this phenomenon can be explained by the trade-off between the *search error* and the *UID error*. The search error is measured as the loss of negative log-likelihood compared to beam search (Figure 3, left axis). We observe that increasing the lookahead depth reduces the search error, as measured by the negative log-likelihood. A prior study reports that the deviation from uniform information density measured by the standard deviation of surprisals has a negative correlation with the BLEU score (Meister, Cotterell, and Vieira 2020). We report the standard deviation of surprisals as UID error in Figure 3 (right axis). We observe a negative correlation between lookahead depth and the standard deviation of surprisals.

Overall, we observe that deeper lookaheads improve the search error, but at the cost of higher UID error at the same time. These results suggest that a lookahead depth of 2 happens to be a better trade-off between search error and UID error in our experimental setting. We also observe a similar trend for beam width (Figure 4), as indicated by Meister, Cotterell, and Vieira (2020).

Figure 5 reports the average perplexity. We observe that

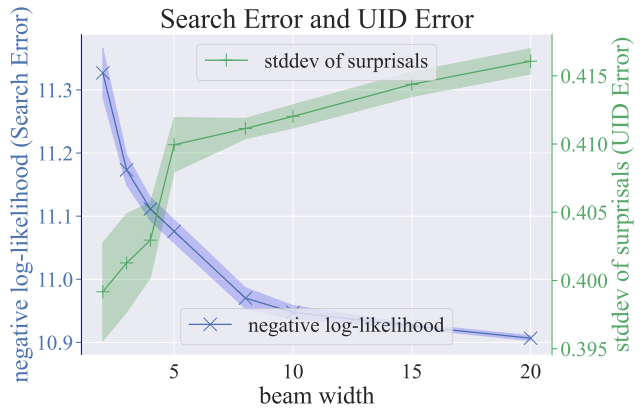


Figure 4: Negative log-likelihood (search error) and the average standard deviation of surprisals per sequence (UID error) by lookahead beam search (LBS). The bold line represents the mean over lookahead depth of  $d = 0, 1, 2$ , and 3. The shaded area shows the standard error.

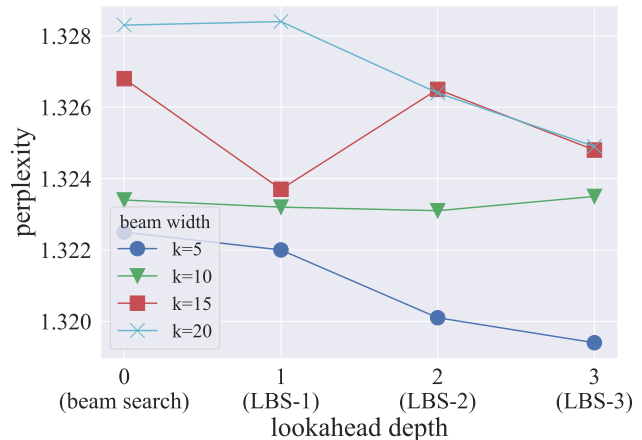


Figure 5: Average perplexity per sentence according to the model that is being generated from.

increasing the lookahead depth tends to improve the perplexity. Therefore, search error, measured as both negative log-likelihood and perplexity, decreases with increasing lookahead depth. Thus, search error *alone* does not explain why  $d = 2$  has the highest BLEU score.

Figure 6 shows the standard deviation of surprisals and BLEU for different numbers of lookahead depths and beam widths. Although LBS has higher BLEU scores than beam search, it also has a higher average standard deviation of surprisals per sentence. Therefore, the UID error *alone* cannot account for the effect of lookahead depth on the BLEU scores.

**Sequence Length** Figure 7 shows the average length of the output sequence. We observe that while widening the beam reduces the output sequence length, deepening the lookahead by up to 3 steps does not. The correlation of beam width and lookahead depth with sequence length is

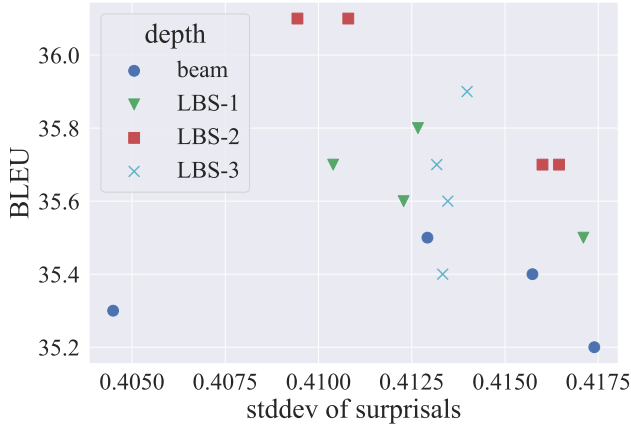


Figure 6: Average standard deviation of surprisals per sequence (UID error) and BLEU with lookahead beam search (LBS) for different beam widths and lookahead depths.

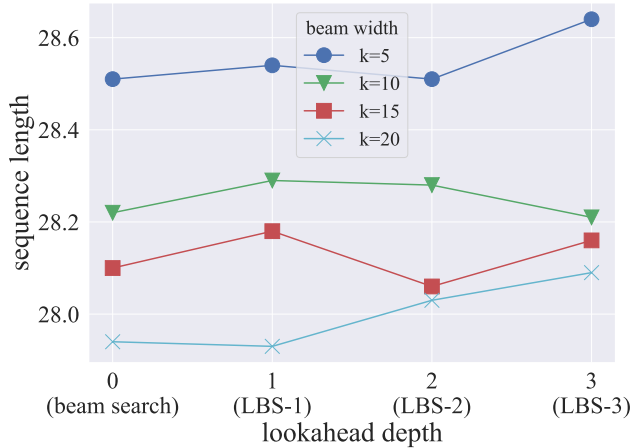


Figure 7: Average sequence length for varying lookahead depth and beam width. The correlation of beam width and lookahead depth with the average sequence length is  $-0.92$  and  $0.12$ , respectively.

$-0.92$  and  $0.12$ , respectively. While beam width has a clear negative correlation with output sequence length, lookahead depth has little effect on sequence length. Thus, average sequence length alone does not explain the effect of lookahead depth on BLEU score.

**Running Time** We report the wall-clock time of LBS in Table 1. LBS is significantly slower than beam search especially when the lookahead depth is large. The wall time is roughly proportional to the number of calls to the scoring function (see Appendix). Note that the wall-clock time is hardware dependent. All the experiments are performed on `g4dn.xlarge` instances on AWS EC2 (4 vCPU cores, 16 GB memory, and an NVIDIA T4 GPU).

## 4 Lookbehind Heuristic Beam Search

While LBS outperforms beam search, it requires too much

Decoder	$k = 5$	$k = 10$	$k = 15$	$k = 20$
beam	2.04	3.98	5.44	7.59
LBS-1	22.93	58.55	90.45	138.31
LBS-2	53.91	165.13	302.62	482.58
LBS-3	102.71	329.69	640.80	999.73

Table 1: Average running time (sec) per sentence.

### Algorithm 1: Lookbehind Heuristic Beam Search (LHBS)

**Input:** a set of hypotheses  $Y_{t-1}$  of length  $t - 1$

**Output:** a set of hypotheses  $Y_t$  of length  $t$

- 1:  $\mathcal{B}'_{t,0} = \emptyset$
- 2:  $\{\mathbf{y}_{t-1}^1, \mathbf{y}_{t-1}^2, \dots, \mathbf{y}_{t-1}^k\} = \text{sort}(Y_{t-1})$  in a descending order of  $p(\mathbf{y}_{t-1}^i | \mathbf{x})$
- 3: **for**  $i \in \{1..k\}$  **do**
- 4:  $\mathcal{B}_{t,i} = \mathcal{B}'_{t,i-1} \cup \{\mathbf{y}_{t-1}^i \circ y | y \in \bar{\mathcal{V}}\}$
- 5:  $\mathbf{y}_t^i = \arg \max_{\mathbf{y} \in \mathcal{B}_{t,i}} \log p_\theta(\mathbf{y} | \mathbf{x})$
- 6:  $\mathcal{B}'_{t,i} = \mathcal{B}_{t,i} \setminus \{\mathbf{y}_t^i\}$
- 7: **end for**
- 8: **return**  $Y_t = \{\mathbf{y}_t^1, \mathbf{y}_t^2, \dots, \mathbf{y}_t^k\}$

computation for sequence generation tasks with large vocabulary sizes (Table 1). We present Lookbehind Heuristic Beam Search (LHBS), a variant of beam search that heuristically simulates LBS-1 that runs in the same amount of computation as beam search  $O(n_{\max} k |\mathcal{V}|)$ . LHBS simulates LBS by *looking behind* to consider the past score  $p(\mathbf{y}_{<t} | x)$  in addition to the current score.

While beam search determines the next set of hypotheses  $Y_t$  considering the score of the current sequence  $\log p_\theta(\mathbf{y}_t | \mathbf{x})$ , LBS with 1-step lookahead (LBS-1) selects  $Y_t$  according to both the current score ( $\log p_\theta(\mathbf{y}_t | \mathbf{x})$ ) and the 1-step future score ( $h_1(\mathbf{y}) = \max \log p_\theta(y_{t+1} | \mathbf{x}, \mathbf{y})$ ). Since computing  $h_1(\mathbf{y})$  requires a computation of the probabilities of succeeding-step, LBS-1 is computationally expensive, with a complexity of  $O(n_{\max} k |\mathcal{V}|^2)$  in total. LHBS applies two heuristics to LBS-1 to reduce the computational overhead. First, we use  $\log p_\theta(\mathbf{y}_{t-1} | \mathbf{x})$  to account for the two successive scores (Figure 8). Since  $\log p_\theta(\mathbf{y}_{t-1} | \mathbf{x})$  is already computed in the beam search procedure, there is no additional overhead. Second, we limit the number of hypotheses to be considered to  $k$ , while heuristically retaining the most promising ones (Proposition 2). This reduces the computational complexity of the algorithm to  $O(k |\mathcal{V}|)$  for each step.

LHBS gives priority to the hypothesis with the higher score at step  $t - 1$  by ordering the hypotheses by their scores (Line 2 in Algorithm 1). It considers each specific hypothesis in the beam sequentially (Line 3). We maintain a priority queue  $\mathcal{B}_{t,i}$  containing only children of hypotheses at the current beam slot and slots before it (Line 4). The highest scoring candidate is then taken from  $\mathcal{B}_{t,i}$  and stored as  $\mathbf{y}_t^i$  (Lines 5 and 6).<sup>3</sup>

<sup>3</sup>In many implementations, including fairseq and HuggingFace’s Transformers library, beam search takes top- $2k$  hypotheses



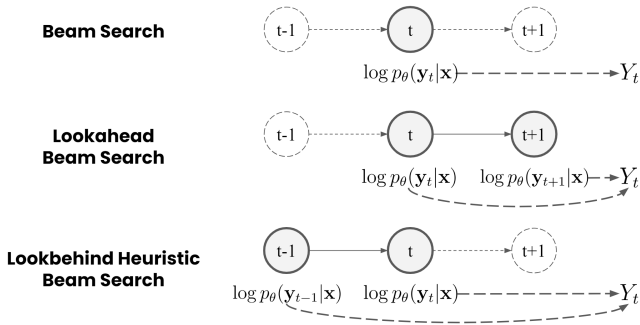


Figure 8: Conceptualized visualization of Lookbehind Heuristic Beam Search. LBS uses the current score and the future score to select the next set of hypotheses  $Y_t$  whereas LHBS uses the current score and the previous score.

Formally, we denote  $\mathbf{y}_t^i$  as the  $i$ -th hypothesis of the hypotheses set  $Y_t$  where  $i \in \{1..k\}$ .

$$Y_0 = \{\text{BOS}\}, \quad (8)$$

$$Y_t = \text{SORT}(\{\mathbf{y}_t^1, \dots, \mathbf{y}_t^k\}), \quad (9)$$

$$(10)$$

where  $\mathbf{y}_t^i$  is generated as follows:

$$\mathbf{y}_t^i = \arg \max_{\mathbf{y}' \in \mathcal{B}_{t,i}} \log p_\theta(\mathbf{y}' | \mathbf{x}). \quad (11)$$

The candidate set  $\mathcal{B}_{t,i}$  is defined as:

$$\mathcal{B}_{t,i} = \{\mathbf{y}_{t-1} \circ y | y \in \bar{\mathcal{V}} \wedge \mathbf{y}_{t-1} \in Y_{t-1}^{1:i} \setminus \{Y_{t-1}^{1:i-1}\}\}, \quad (12)$$

where  $Y_t^{1:i} = \{\mathbf{y}_t^1, \dots, \mathbf{y}_t^i\}$ . By prioritizing hypotheses deemed promising at the  $t-1$  step, LHBS retains some of these hypotheses in the subsequent  $t$ -th step, even if they are not top- $k$  at the  $t$ -th step. This is in contrast to beam search, which eliminates all non-top- $k$  hypotheses at each iteration. More formally, this procedure guarantees the following properties:

**Proposition 2.** *At  $t$ -th iteration of the Lookbehind Heuristic Beam Search,  $i$ -th candidate hypothesis  $\mathbf{y}_t^i = \mathbf{y}_{t-1}^i \circ y_t$  is guaranteed that*

1.  $\mathbf{y}_{t-1}^i$  has the top- $i$  highest score among  $Y_{t-1}$
2.  $\mathbf{y}_t^i$  has the top- $i$  highest score among  $\mathcal{B}_t^i$ .

The proof is immediate from the construction (Algorithm 1).

The cost of retaining non-optimal hypotheses at the  $t$ -th step is that we have fewer top- $k$  hypotheses at the  $t$ -th step. In other words, we seek to deepen the search at the cost of search width  $k$ . We hypothesize that it is an effective strategy to take depth over width from our analysis (Section 3.2).

instead of top- $k$ . This allows it to pick the first  $k$  of those that don't predict EOS to continue with. We follow this implementation and pop the top-2 hypotheses in Lines 5 and 6 to generate  $2k$  hypotheses.

Dataset	Decoder	$k = 5$	$k = 10$	$k = 20$
En-Fr	beam	<b>42.98</b>	42.95	41.57
	LHBS	42.97	<b>43.01</b>	<b>41.64</b>
En-De	beam	29.17	29.14	28.95
	LHBS	<u>29.29</u>	<b>29.25</b>	<b>28.97</b>

Table 2: BLEU scores for predictions generated with Lookbehind Heuristic Beam Search (LHBS) and beam search (WMT'14 En-Fr). The best scores per beam size are bolded. The best score is underlined.

## 5 Experiments

We evaluate lookbehind heuristic beam search (LHBS) in machine translation and text summarization. For all experiments we use publicly available pretrained models and datasets.

### 5.1 Machine Translation

To evaluate the performance of LHBS, we decode NMT models using the proposed decoding strategy. The experiments are performed on the full WMT'14 En-Fr and WMT'14 En-De test datasets (Bojar et al. 2014). For reproducibility, we use the pretrained models made publicly available by fairseq library (Ott et al. 2019). We use BLEU (Papineni et al. 2002) to evaluate the text quality using the fairseq-score tool. All models and data information can be found in the fairseq repository.<sup>4</sup> On both datasets and across different beam widths (except for En-Fr with  $k = 5$ ), the results indicate that the proposed method produces higher quality sequences (Table 2).

**Prompt-Based Machine Translation using LLM** To evaluate the performance of the proposed method on large language models (LLM), we decode an LLM using the proposed decoding strategy. We conduct experiments using BLOOMZ and mT0 model (Muennighoff et al. 2023) available in HuggingFace's Transformers library (Wolf et al. 2020).<sup>5</sup> We load the model with 8-bit precision to reduce memory consumption. We use the translation prompt as a guide to trigger its translation capability, which is shown to be efficient by Jiao et al. (2023):

Please provide the French translation for these sentences:

Experiments are performed on the first 200 sentences of WMT'14 En-Fr dataset (Bojar et al. 2014) due to computational constraints. Note that because WMT'14 En-Fr test dataset is public, they are likely to be included in the training data of the LLM directly or indirectly. We believe that it does not significantly distort the result of the comparison of the decoding strategies. Figure 9 reports the BLEU score of the experiment. We observe that the proposed method is improved upon beam search.

<sup>4</sup><https://github.com/facebookresearch/fairseq/tree/main/examples/translation>

<sup>5</sup><https://huggingface.co/bigscience/bloomz-7b1-mt>

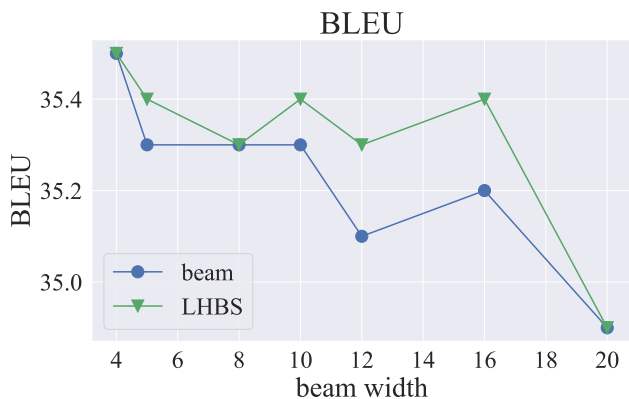


Figure 9: Results on prompt-driven machine translation with LLM (Bloomz and mT0). Evaluated on the first 200 sentences of WMT’14 En-Fr.

Dataset	Decoder	$k = 5$	$k = 10$	$k = 20$
CNN/DM	beam	40.6	40.2	39.9
	LHBS	<b><u>40.7</u></b>	<b><u>40.5</u></b>	<b><u>40.2</u></b>
XSum	beam	35.1	35.1	35.0
	LHBS	<b><u>35.3</u></b>	<b><u>35.3</u></b>	<b><u>35.1</u></b>

Table 3: ROUGE-L score for predictions generated with Lookbehind Heuristic Beam Search (LHBS) and beam search. The best scores per beam size are bolded. The best score is underlined.

## 5.2 Text Summarization

We evaluate the proposed method on two datasets, CNN/DM (Hermann et al. 2015) and XSum (Narayan, Cohen, and Lapata 2018). We use the BART-Large model fine-tuned on each dataset available from fairseq library (Lewis et al. 2020).<sup>6</sup> We use ROUGE-L (Lin 2004) as the evaluation metric.<sup>7</sup> Table 3 shows the ROUGE-L score on the two datasets. On both datasets and across different beam widths, the results indicate that the proposed method produces higher quality summarizations.

## 6 Related Work

The phenomenon that using a larger beam leads to worse performance has been analyzed in a number of studies (Koehn and Knowles 2017; Murray and Chiang 2018; Yang, Huang, and Ma 2018; Stahlberg and Byrne 2019; Cohen and Beck 2019; Leblond et al. 2021). Many of the authors observe that widening the beam search degrades performance due to a bias in sequence models to favor shorter sequences even with a length penalty. Other authors have investigated why beam search successfully generates high quality sequences. The uniform information density hypothesis (Levy 2005; Levy and Jaeger 2006) is introduced to explain why

<sup>6</sup><https://github.com/facebookresearch/fairseq/tree/main/examples/bart>

<sup>7</sup><https://github.com/pltrdy/files2rouge>

beam search outperforms exhaustive search (Meister, Cotterell, and Vieira 2020; Meister et al. 2021). They hypothesize that narrowing the width of beam search induces a bias in the decoding that enforces uniform information density, resulting in higher quality sequences. Although many have studied the width of the beam search, little is known about the depth of the search. Our work extends the analysis to the search depth and observes a similar trade-off between search and UID error, which is balanced by the lookahead depth parameter.

Some authors have studied lookahead strategies for decoding. Hargreaves, Vlachos, and Emerson (2021) investigate the greedy roll-out strategy to apply reranking during decoding instead of only at the end. Lu et al. (2022) evaluated several lookahead strategies to estimate the future score of the given partial hypothesis. Several works have investigated the lookahead strategy for constraint sentence generation tasks using Monte Carlo sampling (Miao et al. 2019; Zhang et al. 2020; Leblond et al. 2021). Our analysis provides a fundamental insight into why these lookahead strategies can be effective. Furthermore, while these methods require additional calls to the scoring function, we present a decoding strategy that does not require any additional calls.

This work focuses on the quality of the text evaluated by its similarity to the reference text. Previous work has investigated other factors such as diversity (Vijayakumar et al. 2018; Meister, Forster, and Cotterell 2021), constraints (Anderson et al. 2017; Hokamp and Liu 2017), or faithfulness (King et al. 2022; Wan et al. 2023). How the lookahead strategy affects these factors is an open question.

The idea of sequentially processing beam slots in LHBS is inspired by the monotonic beam search (Lemons et al. 2022). While they use the technique to guarantee the monotonicity of the beam search algorithm, we use it to incorporate the score of the previous step for hypothesis selection.

## 7 Conclusions

To study the effect of search depth on the performance of decoding strategies for text generation models, we introduce Lookahead Beam Search (LBS). LBS is a generalization of beam search and exhaustive search that allows control of the search depth by its hyperparameter. In our machine translation experiments, we observe that LBS outperforms beam search, suggesting that there is room for beam search to improve by searching deeper. We observe that increasing lookahead depth reduces search error but increases UID error, similar to the observation reported by Meister, Cotterell, and Vieira (2020) for increasing beam width. The result suggests that LBS is able to find a better trade-off between the two errors, thus achieving better performance.

Although promising, LBS is markedly computationally intensive. We present Lookbehind Heuristic Beam Search (LHBS), a variant of beam search that heuristically simulates LBS with a 1-step lookahead in the same computational time as beam search, LHBS is simple, domain-independent, and requires no additional training. In our empirical evaluation, we find that LHBS improves over vanilla beam search on machine translation and text summarization tasks overall.

## Acknowledgments

We extend our sincere gratitude to all those who offered their perspectives on this research. We are especially grateful to Sho Hoshino and Masato Mita for their insightful comments.

## References

- Anderson, P.; Fernando, B.; Johnson, M.; and Gould, S. 2017. Guided Open Vocabulary Image Captioning with Constrained Beam Search. In *Proceedings of the 2017 Conference on Empirical Methods in Natural Language Processing*, 936–945. Copenhagen, Denmark: Association for Computational Linguistics.
- Bojar, O.; Buck, C.; Federmann, C.; Research, M.; Haddow, B.; Koehn, P.; Edinburgh, J. .; Leveling, J.; Monz, C.; Pecina, P.; Post, M.; Saint-Amant, H.; Google, R. S.; and Specia, L. 2014. Findings of the 2014 Workshop on Statistical Machine Translation. In *the Workshop on Statistical Machine Translation*, 12–58. ISBN 811,203,407668,4.
- Chen, Y.; Gilroy, S.; Maletti, A.; May, J.; and Knight, K. 2018. Recurrent Neural Networks as Weighted Language Recognizers. In *Proceedings of the 2018 Conference of the North American Chapter of the Association for Computational Linguistics: Human Language Technologies, Volume 1 (Long Papers)*, 2261–2271. New Orleans, Louisiana: Association for Computational Linguistics.
- Cohen, E.; and Beck, C. 2019. Empirical Analysis of Beam Search Performance Degradation in Neural Sequence Models. In Chaudhuri, K.; and Salakhutdinov, R., eds., *Proceedings of the 36th International Conference on Machine Learning*, volume 97 of *Proceedings of Machine Learning Research*, 1290–1299. PMLR.
- Gehring, J.; Auli, M.; Grangier, D.; Yarats, D.; and Dauphin, Y. N. 2017. Convolutional Sequence to Sequence Learning. In Precup, D.; and Teh, Y. W., eds., *Proceedings of the 34th International Conference on Machine Learning*, volume 70 of *Proceedings of Machine Learning Research*, 1243–1252. PMLR.
- Hale, J. 2001. A Probabilistic Earley Parser as a Psycholinguistic Model. In *Second Meeting of the North American Chapter of the Association for Computational Linguistics*.
- Hargreaves, J.; Vlachos, A.; and Emerson, G. 2021. Incremental Beam Manipulation for Natural Language Generation. In *Proceedings of the 16th Conference of the European Chapter of the Association for Computational Linguistics: Main Volume*, 2563–2574. Online: Association for Computational Linguistics.
- Hermann, K. M.; Kocisky, T.; Grefenstette, E.; Espeholt, L.; Kay, W.; Suleyman, M.; and Blunsom, P. 2015. Teaching machines to read and comprehend. In *Advances in neural information processing systems*, volume 28.
- Hokamp, C.; and Liu, Q. 2017. Lexically Constrained Decoding for Sequence Generation Using Grid Beam Search. In *Proceedings of the 55th Annual Meeting of the Association for Computational Linguistics (Volume 1: Long Papers)*, 1535–1546. Vancouver, Canada: Association for Computational Linguistics.
- Holtzman, A.; Buys, J.; Du, L.; Forbes, M.; and Choi, Y. 2020. The Curious Case of Neural Text Degeneration. In *International Conference on Learning Representations*.
- Jiao, W.; Wang, W.; Huang, J.; Wang, X.; and Tu, Z. 2023. Is ChatGPT A Good Translator? Yes With GPT-4 As The Engine. arXiv:2301.08745.
- King, D.; Shen, Z.; Subramani, N.; Weld, D. S.; Beltagy, I.; and Downey, D. 2022. Don't Say What You Don't Know: Improving the Consistency of Abstractive Summarization by Constraining Beam Search. In *Proceedings of the 2nd Workshop on Natural Language Generation, Evaluation, and Metrics (GEM)*, 555–571. Abu Dhabi, United Arab Emirates (Hybrid): Association for Computational Linguistics.
- Koehn, P.; and Knowles, R. 2017. Six Challenges for Neural Machine Translation. In *Proceedings of the First Workshop on Neural Machine Translation*, 28–39. Vancouver: Association for Computational Linguistics.
- Kreutzer, J.; Bastings, J.; and Riezler, S. 2019. Joey NMT: A Minimalist NMT Toolkit for Novices. In *Proceedings of the 2019 Conference on Empirical Methods in Natural Language Processing and the 9th International Joint Conference on Natural Language Processing (EMNLP-IJCNLP): System Demonstrations*, 109–114. Hong Kong, China: Association for Computational Linguistics.
- Leblond, R.; Alayrac, J.-B.; Sifre, L.; Pislari, M.; Jean-Baptiste, L.; Antonoglou, I.; Simonyan, K.; and Vinyals, O. 2021. Machine Translation Decoding beyond Beam Search. In *Proceedings of the 2021 Conference on Empirical Methods in Natural Language Processing*, 8410–8434. Online and Punta Cana, Dominican Republic: Association for Computational Linguistics.
- Lemons, S.; Linares López, C.; Holte, R. C.; and Ruml, W. 2022. Beam Search: Faster and Monotonic. *Proceedings of the International Conference on Automated Planning and Scheduling*, 32(1): 222–230.
- Levy, R. 2005. *Probabilistic models of word order and syntactic discontinuity*. Ph.D. thesis, Stanford University.
- Levy, R.; and Jaeger, T. F. 2006. Speakers optimize information density through syntactic reduction. In *Advances in neural information processing systems*.
- Lewis, M.; Liu, Y.; Goyal, N.; Ghazvininejad, M.; Mohamed, A.; Levy, O.; Stoyanov, V.; and Zettlemoyer, L. 2020. BART: Denoising Sequence-to-Sequence Pre-training for Natural Language Generation, Translation, and Comprehension. In *Proceedings of the 58th Annual Meeting of the Association for Computational Linguistics*, 7871–7880. Online: Association for Computational Linguistics.
- Lin, C.-Y. 2004. ROUGE: A Package for Automatic Evaluation of Summaries. In *Text Summarization Branches Out*, 74–81. Barcelona, Spain: Association for Computational Linguistics.
- Lu, X.; Welleck, S.; West, P.; Jiang, L.; Kasai, J.; Khashabi, D.; Le Bras, R.; Qin, L.; Yu, Y.; Zellers, R.; Smith, N. A.; and Choi, Y. 2022. NeuroLogic A\*esque Decoding: Constrained Text Generation with Lookahead Heuristics. In *Proceedings of the 2022 Conference of the North American*



- Chapter of the Association for Computational Linguistics: *Human Language Technologies*, 780–799. Seattle, United States: Association for Computational Linguistics.
- Meister, C.; Cotterell, R.; and Vieira, T. 2020. If beam search is the answer, what was the question? In *Proceedings of the 2020 Conference on Empirical Methods in Natural Language Processing (EMNLP)*, 2173–2185. Online: Association for Computational Linguistics.
- Meister, C.; Forster, M.; and Cotterell, R. 2021. Determinantal Beam Search. In *Proceedings of the 59th Annual Meeting of the Association for Computational Linguistics and the 11th International Joint Conference on Natural Language Processing (Volume 1: Long Papers)*, 6551–6562. Online: Association for Computational Linguistics.
- Meister, C.; Pimentel, T.; Haller, P.; Jäger, L.; Cotterell, R.; and Levy, R. 2021. Revisiting the Uniform Information Density Hypothesis. In *Proceedings of the 2021 Conference on Empirical Methods in Natural Language Processing*, 963–980. Online and Punta Cana, Dominican Republic: Association for Computational Linguistics.
- Meister, C.; Vieira, T.; and Cotterell, R. 2020. Best-First Beam Search. *Transactions of the Association for Computational Linguistics*, 8: 795–809.
- Miao, N.; Zhou, H.; Mou, L.; Yan, R.; and Li, L. 2019. CGMH: Constrained Sentence Generation by Metropolitan-Hastings Sampling. In *Proceedings of the AAAI Conference on Artificial Intelligence*, volume 33, 6834–6842.
- Muennighoff, N.; Wang, T.; Sutawika, L.; Roberts, A.; Biderman, S.; Le Scao, T.; Bari, M. S.; Shen, S.; Yong, Z. X.; Schoelkopf, H.; Tang, X.; Radev, D.; Aji, A. F.; Almubarak, K.; Albanie, S.; Alyafeai, Z.; Webson, A.; Raff, E.; and Raffel, C. 2023. Crosslingual Generalization through Multitask Finetuning. In *Proceedings of the 61st Annual Meeting of the Association for Computational Linguistics (Volume 1: Long Papers)*, 15991–16111. Toronto, Canada: Association for Computational Linguistics.
- Murray, K.; and Chiang, D. 2018. Correcting Length Bias in Neural Machine Translation. In *Proceedings of the Third Conference on Machine Translation: Research Papers*, 212–223. Brussels, Belgium: Association for Computational Linguistics.
- Narayan, S.; Cohen, S. B.; and Lapata, M. 2018. Don't Give Me the Details, Just the Summary! Topic-Aware Convolutional Neural Networks for Extreme Summarization. In *Proceedings of the 2018 Conference on Empirical Methods in Natural Language Processing*, 1797–1807. Brussels, Belgium: Association for Computational Linguistics.
- Ott, M.; Edunov, S.; Baevski, A.; Fan, A.; Gross, S.; Ng, N.; Grangier, D.; and Auli, M. 2019. fairseq: A Fast, Extensible Toolkit for Sequence Modeling. In *Proceedings of the 2019 Conference of the North American Chapter of the Association for Computational Linguistics (Demonstrations)*, 48–53. Minneapolis, Minnesota: Association for Computational Linguistics.
- Papineni, K.; Roukos, S.; Ward, T.; and Zhu, W.-J. 2002. Bleu: a Method for Automatic Evaluation of Machine Translation. In *Proceedings of the 40th Annual Meeting of the Association for Computational Linguistics*, 311–318. Philadelphia, Pennsylvania, USA: Association for Computational Linguistics.
- Post, M. 2018. A Call for Clarity in Reporting BLEU Scores. In *Proceedings of the Third Conference on Machine Translation: Research Papers*, 186–191. Brussels, Belgium: Association for Computational Linguistics.
- Rush, A. M.; Chopra, S.; and Weston, J. 2015. A Neural Attention Model for Abstractive Sentence Summarization. In *Proceedings of the 2015 Conference on Empirical Methods in Natural Language Processing*, 379–389. Lisbon, Portugal: Association for Computational Linguistics.
- Stahlberg, F.; and Byrne, B. 2019. On NMT Search Errors and Model Errors: Cat Got Your Tongue? In *Proceedings of the 2019 Conference on Empirical Methods in Natural Language Processing and the 9th International Joint Conference on Natural Language Processing (EMNLP-IJCNLP)*, 3356–3362. Hong Kong, China: Association for Computational Linguistics.
- Stahlberg, F.; Hasler, E.; Saunders, D.; and Byrne, B. 2017. SGNMT – A Flexible NMT Decoding Platform for Quick Prototyping of New Models and Search Strategies. In *Proceedings of the 2017 Conference on Empirical Methods in Natural Language Processing: System Demonstrations*, 25–30. Copenhagen, Denmark: Association for Computational Linguistics.
- Vaswani, A.; Shazeer, N.; Parmar, N.; Uszkoreit, J.; Jones, L.; Gomez, A. N.; Kaiser, L. u.; and Polosukhin, I. 2017. Attention is All you Need. In Guyon, I.; Luxburg, U. V.; Bengio, S.; Wallach, H.; Fergus, R.; Vishwanathan, S.; and Garnett, R., eds., *Advances in Neural Information Processing Systems*, volume 30. Curran Associates, Inc.
- Vijayakumar, A.; Cogswell, M.; Selvaraju, R.; Sun, Q.; Lee, S.; Crandall, D.; and Batra, D. 2018. Diverse beam search for improved description of complex scenes. In *Proceedings of the AAAI Conference on Artificial Intelligence*, volume 32.
- Wan, D.; Liu, M.; McKeown, K.; Dreyer, M.; and Bansal, M. 2023. Faithfulness-Aware Decoding Strategies for Abstractive Summarization. In *Proceedings of the 17th Conference of the European Chapter of the Association for Computational Linguistics*, 2864–2880. Dubrovnik, Croatia: Association for Computational Linguistics.
- Welleck, S.; Kulikov, I.; Kim, J.; Pang, R. Y.; and Cho, K. 2020. Consistency of a Recurrent Language Model With Respect to Incomplete Decoding. In *Proceedings of the 2020 Conference on Empirical Methods in Natural Language Processing (EMNLP)*, 5553–5568. Online: Association for Computational Linguistics.
- Wolf, T.; Debut, L.; Sanh, V.; Chaumond, J.; Delangue, C.; Moi, A.; Cistac, P.; Rault, T.; Louf, R.; Funtowicz, M.; Davison, J.; Shleifer, S.; von Platen, P.; Ma, C.; Jernite, Y.; Plu, J.; Xu, C.; Le Scao, T.; Gugger, S.; Drame, M.; Lhoest, Q.; and Rush, A. 2020. Transformers: State-of-the-Art Natural Language Processing. In *Proceedings of the 2020 Conference on Empirical Methods in Natural Language Process-*

ing: *System Demonstrations*, 38–45. Online: Association for Computational Linguistics.

Wu, Y.; Schuster, M.; Chen, Z.; Le, Q. V.; Norouzi, M.; Macherey, W.; Krikun, M.; Cao, Y.; Gao, Q.; Macherey, K.; Klingner, J.; Shah, A.; Johnson, M.; Liu, X.; Łukasz Kaiser; Gouws, S.; Kato, Y.; Kudo, T.; Kazawa, H.; Stevens, K.; Kurian, G.; Patil, N.; Wang, W.; Young, C.; Smith, J.; Riesa, J.; Rudnick, A.; Vinyals, O.; Corrado, G.; Hughes, M.; and Dean, J. 2016. Google’s Neural Machine Translation System: Bridging the Gap between Human and Machine Translation. arXiv:1609.08144.

Yang, Y.; Huang, L.; and Ma, M. 2018. Breaking the Beam Search Curse: A Study of (Re-)Scoring Methods and Stopping Criteria for Neural Machine Translation. In *Proceedings of the 2018 Conference on Empirical Methods in Natural Language Processing*, 3054–3059. Brussels, Belgium: Association for Computational Linguistics.

Zhang, M.; Jiang, N.; Li, L.; and Xue, Y. 2020. Language Generation via Combinatorial Constraint Satisfaction: A Tree Search Enhanced Monte-Carlo Approach. In *Findings of the Association for Computational Linguistics: EMNLP 2020*, 1286–1298. Online: Association for Computational Linguistics.

## A Implementation of lookahead beam search

Algorithm A.1 describes the procedure of lookahead beam search. To reduce the computation time, we implement the evaluation of  $h_d$  by best-first branch-and-bound search (Algorithm A.1 and A.2). We choose best-first branch-and-bound over Dijkstra because it requires less memory consumption ( $O(d + |\mathcal{V}|)$ ). Since the scoring function is monotonically decreasing (Meister, Vieira, and Cotterell 2020), we can prune a partial hypothesis that is lower than the current  $k$ -th largest score before expanding the hypothesis further. The function  $k$ -th  $\max_{\mathbf{y} \in Y'}(f(\mathbf{y}))$  returns the  $k$ -th largest score among  $Y'$  if  $|Y'| \geq k$  and negative infinity otherwise. We explore the candidates in best-first order – the hypothesis with the highest score is explored first. In this way, we have a higher chance of pruning the less promising hypothesis, thus reducing computation. Note that the algorithm is guaranteed to find the same path as breadth-first search, thus preserving the result of the decoding.

## B Evaluation of Exhaustive Search (MAP Decoding)

We perform an exhaustive search on the first 100 sentences of WMT’14 En-Fr and WMT’14 En-De datasets. The results are summarized in Table B.1. Overall we observe a significant decrease in BLEU and sequence length, as observed in previous work (Stahlberg and Byrne 2019).

## C Additional evaluations of lookahead beam search

**Wall-Clock Time** Table C.1 reports the number of calls to the scoring function (e.g. probabilistic model) by lookahead beam search. We observe that the number of calls

---

### Algorithm A.1: Lookahead Beam Search

---

**Input:** a set of hypotheses  $Y_{t-1}$  of length  $t - 1$

**Output:** a set of hypotheses  $Y_t$  of length  $t$

```

1:  $\mathcal{B} = \{\mathbf{y}_{t-1} \circ y \mid y \in \mathcal{V}\}$ 
2:  $\{\mathbf{y}_t^1, \mathbf{y}_t^2, \dots, \mathbf{y}_t^b\} = \text{sort}(\mathcal{B})$  in a descending order of
    $p(\mathbf{y}_t^i \mid \mathbf{x})$ 
3:  $Y' \leftarrow \emptyset$ 
4:  $b \leftarrow |\mathcal{V}|$ 
5: for  $i \in \{1, \dots, b\}$  do
6:   if  $\log p_\theta(\mathbf{y}_t^i \mid \mathbf{x}) < k$ -th  $\max_{\mathbf{y} \in Y'}(f(\mathbf{y}))$  then
7:     return  $Y_t = \arg \text{topk}_{\mathbf{y} \in Y'}(f(\mathbf{y}))$ 
8:   end if
9:    $f(\mathbf{y}_t^i) \leftarrow \text{Eval}(\mathbf{y}_t^i, d, k$ -th  $\max_{\mathbf{y} \in Y'}(f(\mathbf{y}))$ )
10:  if  $f(\mathbf{y}_t^i) > k$ -th  $\max_{\mathbf{y} \in Y'}(f(\mathbf{y}))$  then
11:     $Y' \leftarrow Y' \cup \{\mathbf{y}_t^i\}$ 
12:  end if
13: end for
14: return  $Y_t = \arg \text{topk}_{\mathbf{y} \in Y'}(f(\mathbf{y}))$ 

```

---



---

### Algorithm A.2: $\text{Eval}(\mathbf{y}_t, d, f_{\max})$

---

**Input:** a hypothesis  $\mathbf{y}_t$ , a depth  $d$ , and a threshold  $f_{\max}$

**Output:** a score of the hypothesis  $h_d(\mathbf{y})$

```

1: if  $d = 0$  then
2:   return  $\log p_\theta(\mathbf{y}_t \mid \mathbf{x})$ 
3: end if
4:  $\mathcal{B} = \{\mathbf{y}_t \circ y \mid y \in \mathcal{V}\}$ 
5:  $\{\mathbf{y}_{t+1}^1, \mathbf{y}_{t+1}^2, \dots, \mathbf{y}_{t+1}^b\} = \text{sort}(\mathcal{B})$  in a descending order
   of  $\log p_\theta(\mathbf{y}_{t+1}^i \mid \mathbf{x})$ 
6: for  $i \in \{1..b\}$  do
7:   if  $\log p_\theta(\mathbf{y}_{t+1}^i) < f_{\max}$  then
8:     return  $f_{\max}$ 
9:   end if
10:   $f_i \leftarrow \text{Eval}(\mathbf{y}_{t+1}^i, d - 1, f_{\max})$ 
11:  if  $f_i > f_{\max}$  then
12:     $f_{\max} \leftarrow f_i$ 
13:  end if
14: end for
15: return  $f_{\max}$ 

```

---

Dataset	En-Fr	En-De
BLEU	2.2	6.0
sequence length	9.169	16.217
negative log-likelihood	8.195	8.246
stddev of surprisals	0.291	0.486

Table B.1: Results of exhaustive search (MAP decoding) on the first 100 sentences of WMT’14 En-Fr and En-De datasets.

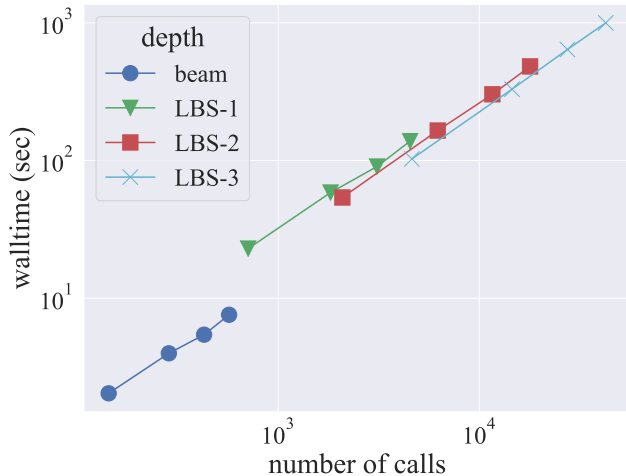


Figure C.1: Comparison of the average number of calls to the scoring function to the wall-clock time (WMT’14 En-Fr).

grows rapidly with increasing lookahead depth. The wall-clock time is mostly proportional to the number of calls (Figure C.1). Note that the wall-clock time depends on the hardware. All the experiments are performed on `g4dn.xlarge` instances on AWS EC2 (4 vCPU cores, 16 GB memory, and an NVIDIA T4 GPU).

**Results on WMT’14 En-De** Table C.2 reports the BLEU score on the first 100 sentences of WMT’14 En-De dataset. Overall, we observe that the BLEU score increases with the lookahead strategy. The highest BLEU score is achieved when using a beam width of 5 and a lookahead depth of 1 and 2.

**Fully Convolutional Decoder** To test the effect of the lookahead strategy on a non-Transformer model, we evaluate the performance of LBS on a fully convolutional decoder proposed by Gehring et al. (2017). For reproducibility, we use the pretrained model provided by fairseq.<sup>8</sup> Table C.3 reports the BLEU score. We observe that LBS outperforms beam search overall.

**Evaluation of LBS-1 on the entire WMT’14 En-Fr** To evaluate the lookahead strategy on larger samples, we evaluate LBS-1 on the entire WMT’14 En-Fr dataset. Due to computational constraints, we present only the evaluation of LBS-1. Table C.4 reports the BLEU score. We observe that LBS-1 achieves higher BLEU compared to beam search (except for En-Fr with  $k = 15$ ).

**Results on the last 50 Sentences of WMT’14 En-Fr** We perform an evaluation on the last 50 sentences of WMT’14 En-Fr. Table C.5 reports the BLEU score. We observe that LBS improves over beam search overall.

<sup>8</sup><https://github.com/facebookresearch/fairseq/tree/main/examples/translation>

Decoder	$k = 5$	$k = 10$	$k = 15$	$k = 20$
beam	145.86	291.38	436.07	580.99
LBS-1	718.02	1841.83	3142.28	4590.62
LBS-2	2103.73	6270.25	11630.90	17946.10
LBS-3	4656.60	14471.00	27364.80	42597.90

Table C.1: Average number of calls to the scoring function (probabilistic model) per sentence (WMT’14 En-Fr).

Dataset	Decoder	$k = 5$	$k = 10$	$k = 15$	$k = 20$
En-De	beam	22.7	21.9	22.0	21.8
	LBS-1	<b>23.2</b>	22.6	22.2	21.5
	LBS-2	<b>23.2</b>	<b>22.7</b>	22.6	22.6
	LBS-3	23.0	<b>22.7</b>	<b>23.0</b>	<b>23.0</b>

Table C.2: Evaluation of lookahead beam search on the first 100 sentences of WMT’14 En-De datasets. The best for each beam width is bolded. The best score is underlined.

Dataset	Decoder	$k = 5$	$k = 10$	$k = 15$	$k = 20$
En-Fr	beam	35.3	35.5	35.4	35.2
	LBS-1	35.8	35.7	35.6	35.5
	LBS-2	<b>36.1</b>	<b>36.1</b>	<b>35.7</b>	<b>35.7</b>
	LBS-3	35.7	35.9	35.6	35.4

Table C.3: BLEU on the first 100 sentences of WMT’14 En-Fr using a fully convolutional decoder. The best for each beam width is bolded. The best score is underlined.

Dataset	Decoder	$k = 1$	$k = 5$	$k = 10$	$k = 15$
En-Fr	beam	34.8	35.8	36.0	<b>36.0</b>
	LBS-1	<b>35.2</b>	<b>35.9</b>	<b>36.1</b>	35.9
En-De	beam	28.6	29.3	29.0	28.9
	LBS-1	<b>28.8</b>	<b>29.4</b>	<b>29.2</b>	<b>29.0</b>

Table C.4: BLEU on the entire dataset on WMT’14 En-Fr and En-De. The best for each beam width is bolded. The best for each dataset is underlined.

Decoder	$k = 1$	$k = 5$	$k = 10$	$k = 15$
beam	<b>37.6</b>	37.2	35.9	35.6
LBS-1	37.3	37.4	<b>36.4</b>	<b>36.5</b>
LBS-2	36.9	<b>38.1</b>	36.2	35.9
LBS-3	36.6	37.4	<b>36.4</b>	36.4

Table C.5: BLEU on the last 50 sentences of WMT’14 En-Fr. The best for each beam width is bolded. The best score is underlined.

## D Additional evaluation of lookbehind heuristic beam search

To test the performance of lookbehind heuristic beam search on other NMT systems, we perform an evaluation on Joey NMT library (Kreutzer, Bastings, and Riezler 2019). The experiments are performed on WMT’14 En-De dataset, since the pretrained model on the task is provided by Joey NMT library. Table D.1 shows the BLEU scores. Overall, we observe that the proposed method improves over beam search.

Decoder	$k = 4$	$k = 8$	$k = 16$	$k = 32$
beam	26.06	<b>26.36</b>	26.20	25.77
LHBS	<b>26.20</b>	26.20	<b>26.38</b>	<b>25.90</b>

Table D.1: BLEU score on WMT’14 En-De using Joey NMT library. Best per beam width is bolded.