
Linear Oscillation: A Novel Activation Function for Vision Transformer

Juyoung Yun

Department of Computer Science
Stony Brook University
juyoung.yun@stonybrook.edu

Abstract

Activation functions are the linchpins of deep learning, profoundly influencing both the representational capacity and training dynamics of neural networks. They shape not only the nature of representations but also optimize convergence rates and enhance generalization potential. Appreciating this critical role, we present the Linear Oscillation (LoC) activation function, defined as $f(x) = x \times \sin(\alpha x + \beta)$. Distinct from conventional activation functions which primarily introduce non-linearity, LoC seamlessly blends linear trajectories with oscillatory deviations. The nomenclature “Linear Oscillation” is a nod to its unique attribute of infusing linear activations with harmonious oscillations, capturing the essence of the ‘Importance of Confusion’. This concept of “controlled confusion” within network activations is posited to foster more robust learning, particularly in contexts that necessitate discerning subtle patterns. Our empirical studies reveal that, when integrated into diverse neural architectures, the LoC activation function consistently outperforms established counterparts like ReLU and Sigmoid. The stellar performance exhibited by the avant-garde Vision Transformer model using LoC further validates its efficacy. This study illuminates the remarkable benefits of the LoC over other prominent activation functions. It champions the notion that intermittently introducing deliberate complexity or “confusion” during training can spur more profound and nuanced learning. This accentuates the pivotal role of judiciously selected activation functions in shaping the future of neural network training.

1 Introduction

The evolution of computer vision techniques has witnessed a series of groundbreaking milestones, each enhancing the capability of machines to interpret and understand visual data more effectively. Among the latest and most significant shifts in this trajectory is the introduction of the Vision Transformer (ViT). This innovative architecture, initially devised for natural language processing, challenges the dominance of conventional convolutional neural networks in computer vision tasks, offering a fresh perspective on how visual data can be processed. Central to the success of any deep learning architecture is its choice of activation function. These functions, which dictate how neurons in the network respond to input, have traditionally served to introduce non-linearity, ensuring the model’s ability to capture intricate patterns and relationships in data. But the realm of activation functions is not just one of cold computation. There’s an art to it, a delicate balance between function and intuition. This brings us to the centerpiece of our exploration: the Linear Oscillation Function (LoC). The LoC isn’t merely another activation function—it represents a paradigm shift. It operates on the intriguing premise that introducing controlled confusion during the learning process can be beneficial. This might seem counterintuitive at first glance. Why introduce chaos into a process that

traditionally thrives on precision? Yet, drawing parallels to human cognition, we often find that our most profound moments of understanding come after periods of confusion and introspection. This oscillatory behavior, characteristic of the LoC, serves as a mechanism to enhance the neural network's adaptability, pushing it to reconcile with the confusion and, in turn, fostering a more robust learning environment. In the following sections, we will embark on a comprehensive journey, delving deep into the nuances of the Linear Oscillation Function. We'll explore its foundational mathematics, its unique properties, and, most importantly, its profound impact on the Vision Transformer's performance. Through rigorous experiments and analyses, we aim to present compelling evidence of how the aesthetics of confusion, channeled through LoC, can revolutionize computer vision tasks. As we navigate this exploration, our overarching objective remains clear: to challenge prevailing norms, to demonstrate that controlled chaos can indeed coalesce into clarity, and to establish the Linear Oscillation Function as an indispensable tool for the next generation of computer vision applications.

2 Related Work

Deep neural networks owe much of their adaptability and predictive capabilities to the activation function, a cornerstone of their architecture. Historically, the progression and refinement of activation functions have significantly influenced deep learning advancements. Initial models primarily leaned on the Sigmoid function, favored for its bounded output between 0 and 1 [4]. Yet, as we delved deeper into network structures, the vanishing gradient problem of the Sigmoid function became a glaring limitation [17]. This gave rise to the Rectified Linear Unit (ReLU), lauded for addressing this gradient issue and its potential to hasten convergence [23]. However, deeper models unveiled other challenges, such as the dying neuron problem associated with ReLU, prompting the inception of variants like Leaky ReLU and Parametric ReLU [10]. Google's Swish function marked a notable evolution, seamlessly marrying ReLU's linearity with the smoothness of Sigmoid. It has, in numerous contexts, demonstrated its superiority over traditional counterparts [24]. As network depths expanded, the necessity for specialized activation functions became evident. For instance, Mish, a self-regularized function, showcased notable improvements over ReLU in particular designs, underscoring the significance of bespoke functions [22]. The intricate relationship binding a model's depth, its learning rate, and its activation function has been a focal point of research. Certain activation functions have been theorized to streamline the optimization landscape, propelling models toward quicker and more dependable convergence [26]. Furthermore, early works, such as Lecun et al.'s, championed the importance of judicious activation function selection, prompting the early adoption of sigmoid and tanh in initial models [19]. However, challenges like the vanishing gradient persisted, hindering the development of deeper structures [14]. The activation function spectrum then broadened to include variants such as Leaky ReLU [21], Parametric ReLU [12], and Exponential Linear Units (ELU) [5]. While the primary intent behind activation functions was to introduce non-linearity, burgeoning research indicates their more extensive influence on network dynamics. Some studies, for example, focus on how these functions shape the loss landscape, suggesting that they may even smooth out the optimization journey [3]. The regularization properties of functions, such as the SELU, which innately support network normalization, have also been spotlighted [15]. The dynamic notion of adaptive activations, where training also encompasses learning the activation function, has gained momentum [2]. Beyond the architectural dynamics, the psychological facets of neural network training have unveiled fascinating insights. The infusion of controlled confusion or noise during training, for example, has been identified as a catalyst for enhanced model robustness and generalization. Techniques such as Dropout [27], MixUp [31], and CutMix [30] leverage this principle, introducing elements of noise to foster more generalized feature learning. This idea extends to adversarial training, wherein models train on deliberately perturbed examples, underlining the potency of structured confusion in bolstering resilience [11]. Building upon this rich tapestry of knowledge, we present the Linear Oscillation (LoC) activation function. By weaving in oscillatory attributes, we hypothesize that this function encapsulates the very essence of controlled confusion, enhancing the neural network's resilience and adaptability. Our ambition transcends merely unveiling a new activation function; we aim to ignite a renewed discourse on the symbiotic relationship between neural network components.

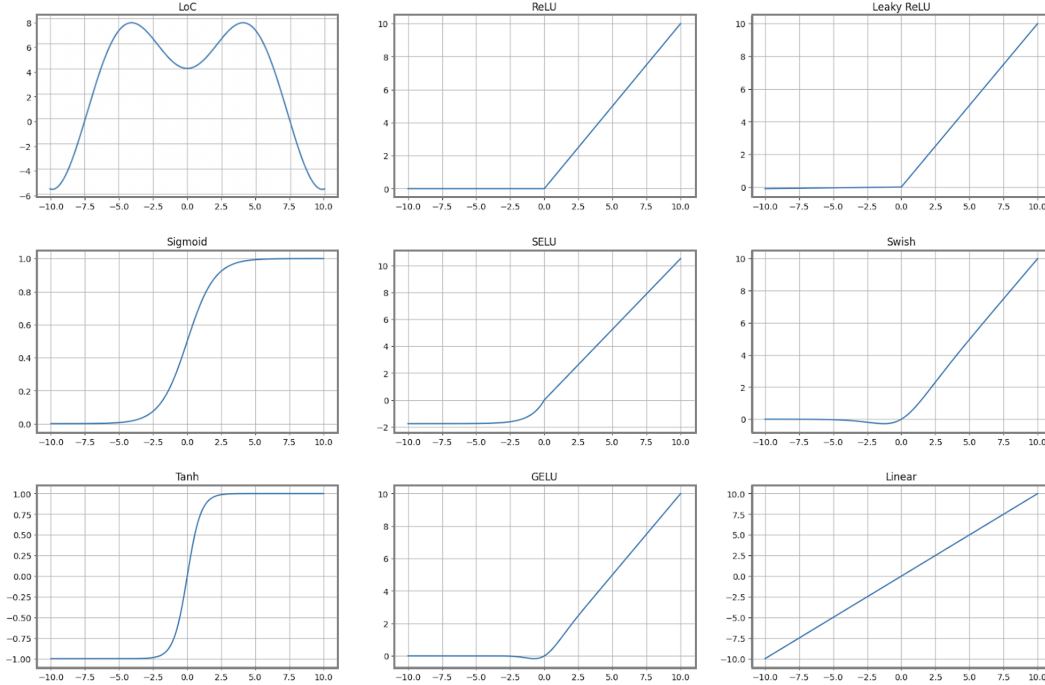


Figure 1: Visualization of Various Activation Functions. Each plot represents the curve of an activation function over the range from -10 to 10. From top-left to bottom-right: LoC, ReLU[23], Sigmoid, SELU[16], Swish[25], Tanh, GELU[7], Linear, and Leaky ReLU[21]

3 Methodology

Deep learning architectures, over the years, have experienced a myriad of evolutionary phases with components continuously refined to ensure optimal learning. Amid these components, activation functions stand as critical elements, responsible for introducing non-linearities that enable the network to model complex patterns and relationships. Recognizing their central importance, our team embarked on an ambitious journey to conceptualize and engineer an avant-garde activation function—showcased in Figure 1, the Linear Oscillation (LoC). Mathematically, the Linear Oscillation (LoC) function is articulated as:

$$f(x) = x \cdot \sin(\omega x + \phi) \quad (1)$$

Distinct from its contemporaries, the LoC function harmoniously intertwines the reliable consistency of linear functions with the rhythmic intricacies of oscillatory mechanisms. This innovative approach not only ensures the model’s ability to maintain stability in learning but also introduces a strategic perturbation that challenges the neural layers, prompting them to explore a more comprehensive solution space. The presence of these controlled oscillations adds a unique dimension, paving the way for a network that remains sensitive to minute features while also being robust to various data inconsistencies. Furthermore, the oscillatory component, parameterized by ω and ϕ , imbues the function with a degree of flexibility. This ensures that the amplitude and phase shifts of oscillations can be adjusted, providing an adaptative tool for neural networks to respond to diverse challenges presented by the data. The genesis of the LoC function stems from our observation of the limitations observed in traditional activation functions. While they are adept in standard scenarios, there are complex terrains where they exhibit constrained expressiveness. LoC, with its fusion of linearity and oscillation, endeavors to fill this niche, offering a unique combination that can lead to more nuanced feature extraction and representation in neural architectures. Through our methodology, we aspire to equip neural networks with a versatile tool, enabling them to navigate the multifaceted landscapes of modern data challenges with finesse and precision.

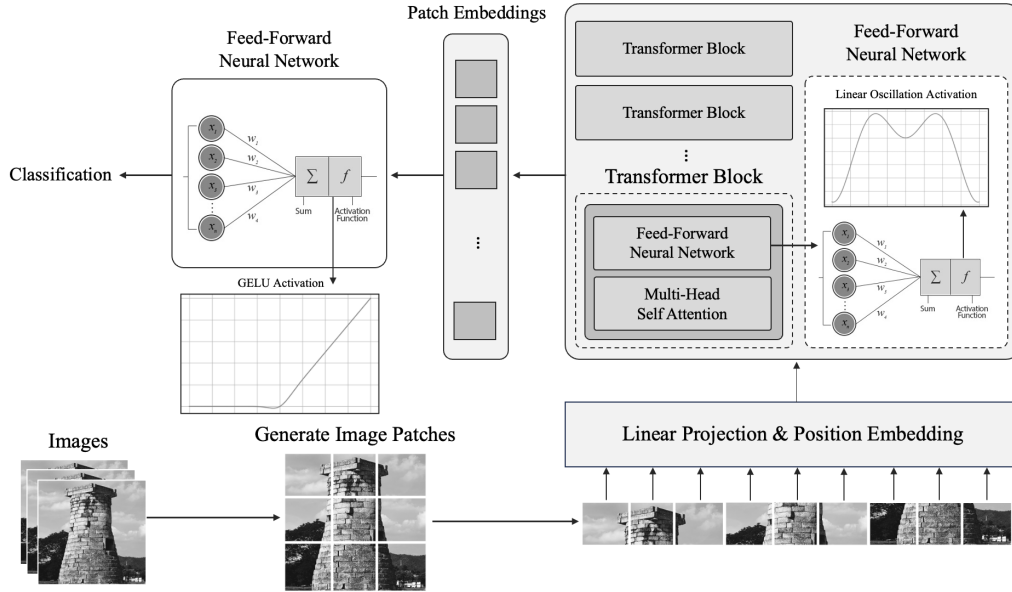


Figure 2: Detailed Architectural Schematic of the Vision Transformer, Highlighting the Strategic Integration of the Linear Oscillation Activation Function within its Transformer Block, Demonstrating its Enhanced Vision Transformer Model

3.1 Structure of Vision Transformer with LoC

Figure 2 shows that the structure of the Vision Transformer with LoC. The Vision Transformer (ViT) has emerged as a transformative architecture in the domain of computer vision, ingeniously melding principles from both vision and natural language processing tasks[8]. At the heart of its efficacy lies the strategic selection of activation functions, which significantly shape the model's performance, interpretability, and robustness. Central to the Vision Transformer's processing flow is the division of the input image into non-overlapping, fixed-size patches. These patches are reshaped into vectors and then embedded and encoded through linear projections. Spatial information and the relative positioning of patches are retained by adding position embeddings to these transformed patches[8]. The core of the Vision Transformer is the TransformerBlock, tailored specifically for visual tasks. It comprises MultiHead Attention (MHA), apt for focusing on different spatial locations, and a Feed-Forward Neural Network (FFN) with dense layers. Crucially, this FFN leverages(Figure 3) the Linear Oscillation Function (LoC). The unique combination of linear progression and rhythmic oscillations in the LoC activation function enhances the Transformer's capability to decipher intricate visual patterns[20, 28]. Incorporating layer normalization, dropout, and residual connections further ensures

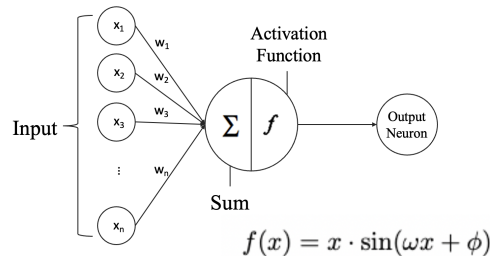


Figure 3: Illustration of a Feed Forward Neural Network (FFNN) incorporating the Linear Oscillation (LoC) activation function. The distinct LoC activations, meld linear progressions with oscillatory dynamics, offering enhanced adaptability and expressiveness in the network's learning capabilities.

stable training dynamics, mitigating potential challenges such as vanishing gradients[6, 9]. Toward the end layers of the Vision Transformer, the architecture refines the feature representations using the GELU activation function in the dense layers. The choice of GELU offers smoother, non-monotonic

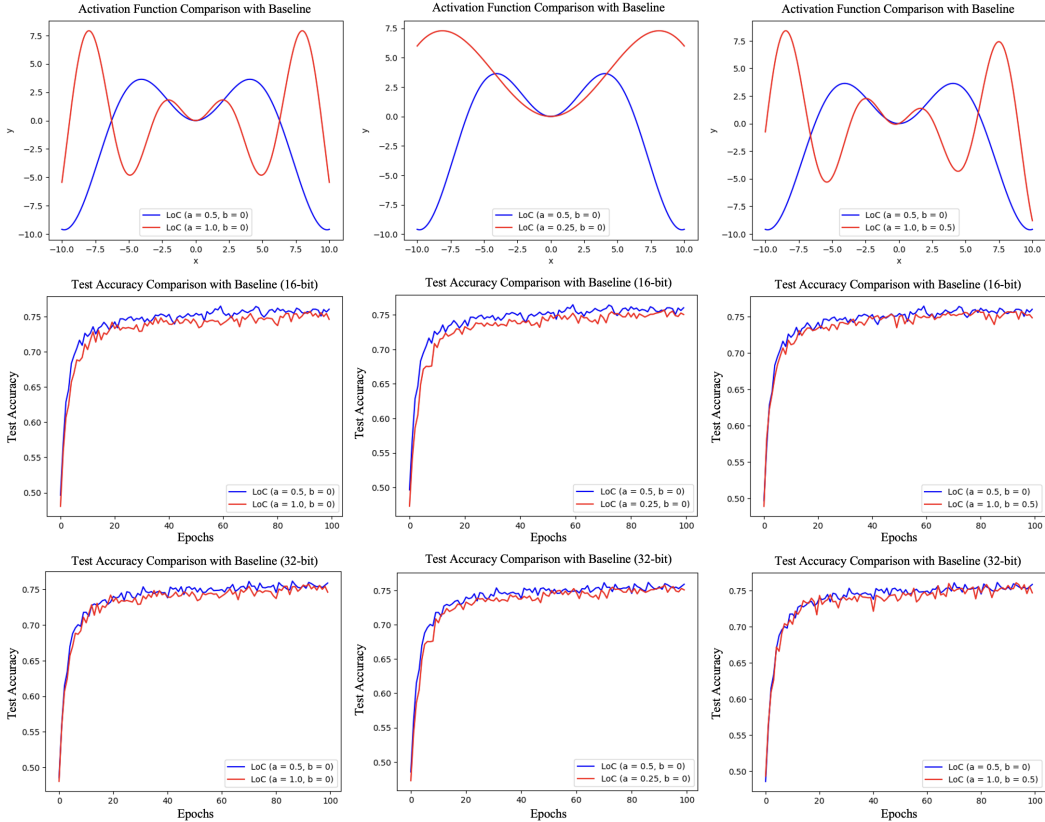


Figure 4: Comparison of test accuracy for ViT-8 based on hyperparameters for the Linear Oscillation (LoC) activation function. The baseline (**blue-line**) parameters are set with $a = 0.5$ and $b = 0.0$. The figure offers insights into the performance variations driven by adjustments in these hyperparameters.

non-linearities, particularly beneficial for tasks with sparse or irregular data distributions[13]. In summary, the Vision Transformer’s integration of the LoC within its TransformerBlock enhances its structural strengths, benefiting from the unique activation dynamics. This amalgamation positions the modified ViT as a potent candidate in computer vision tasks, potentially challenging existing performance paradigms.

4 Experimental Results

Implementation details. In our empirical investigation, we utilized the CIFAR-10[18] dataset to scrutinize the impact of varying activation functions within the Transformer Block of the Vision Transformer architecture. Recent advancements have elucidated that 16-bit precision suffices for effective neural network training, offering a blend of computational efficiency and model fidelity[29]. Building upon this insight, we trained the Vision Transformer employing a diverse set of activation functions, examining both 16-bit and 32-bit precisions, to discern Linear Oscillation Activation Function influences on model performance. All experiments were orchestrated on NVIDIA RTX 3080 laptop GPUs—a hardware choice reflective of our commitment to achieving significant results with constrained computational resources. All methods are trained by Adam. We train our method for 100 epochs with the batch size of 128, and use learning rate of 0.01. To implement 16-bit training for the vision transformer model, we use `tf.keras.backend.set_floatx("float16")` and the vision transformer model was instantiated and trained using TensorFlow, a robust and versatile deep learning framework[1]. Ensuring reproducibility and consistency in experimental outcomes is paramount; thus, a fixed random seed was employed across all tests.

4.1 Hyperparameters Analysis

The function that governs our Linear Oscillation (LoC) activation is described by:

$$f(x) = x \cdot \sin(\alpha x + \beta) \tag{2}$$

In the pursuit of optimizing the Linear Oscillation (LoC) activation function for neural network tasks, our research was entrenched in an extensive exploration of hyperparameters. Through systematic trials, we sought to uncover the interplay between hyperparameters and the consequential impact on model performance. By delving deep into this analysis, we aimed to elucidate the boundaries of efficiency and robustness that the LoC activation can achieve. In the course of our research, we extensively probed various hyperparameter configurations to comprehend the dynamics and efficacy of the LoC activation in different operational settings. Each configuration was meticulously chosen, reflecting distinct oscillatory behaviors that potentially cater to diverse neural learning scenarios. The configurations studied are outlined below:

- **Baseline:** $\alpha = 0.5, \beta = 0.0$. This setup emerged as the most potent, serving as the default for subsequent evaluations.
- **Comparison 1:** $\alpha = 1.0, \beta = 0.0$. This setting heightened the frequency of oscillations without phase shifts.
- **Comparison 2:** $\alpha = 0.25, \beta = 0.0$. Here, the oscillations were more spaced out, rendering a relatively smoother progression.
- **Comparison 3:** $\alpha = 1.0, \beta = 0.5$. This configuration showcased the effects of both an amplified oscillatory frequency and a phase shift.

In our investigations, we meticulously assessed the performance of the Vision Transformer (ViT) when equipped with the Linear Oscillation (LoC) activation function under both 16-bit and 32-bit precision settings. As Figure 4 delineates, the baseline configuration, denoted by the **blue-line**, consistently showcases superior results, outclassing other hyperparameter combinations across diverse benchmarks. This standout performance of the baseline serves to advocate its selection as the default configuration for the LoC activation function. Beyond these empirical observations, our study imparts two cardinal takeaways. Firstly, the amalgamation of LoC with ViT results in a robust model configuration, adept at setting new performance standards. This becomes evident not only in traditional 32-bit settings but also when the model operates in the more resource-efficient 16-bit setting. Secondly, our research accentuates the non-trivial importance of hyperparameter tuning, highlighting its criticality in maximizing the efficacy of neural activations. Through judicious hyperparameter adjustments, particularly tailored for the LoC activation function, optimal performance can be achieved. In conclusion, our research underscores the potential enhancements that the LoC activation brings to the Vision Transformer architecture and emphasizes the indispensable role of hyperparameter fine-tuning in the pursuit of optimal model performance.

4.2 Experimental Results

Through our previous analysis, we determined the optimal hyperparameters to be $\alpha = 0.5$ and $\beta = 0.0$. With these parameters in hand, we conduct empirical experiments comparing the LoC activation with several renowned and cutting-edge activation functions for the transformer block of Vision Transformer, assessing their performance in both 16-bit and 32-bit environments. Our exploration into the CIFAR-10 dataset (without data augmentation), trained over 100 epochs using various Vision Transformer architectures, has produced insightful findings regarding the efficacy of activation functions. Of paramount interest is the performance of the Linear Oscillation (LoC) activation function. From Figure 5 and detailed numerical results in Table 1, the innovative power of the LoC activation function is unmistakably clear. Across all three ViT architectures (ViT-8, ViT-12, and ViT-16), the LoC consistently exhibits the highest accuracy rates. For instance, in a 16-bit (FP16) environment on the ViT-8 architecture, the LoC reached an accuracy of 76.1%, outstripping the closest competitors, Relu and Gelu, by 1.1% and 0.9% respectively. The trend continues in 32-bit (FP32) environments, with the LoC dominating with an accuracy of 75.8%, maintaining its lead over Relu and Gelu. While the performance differences might appear nominal, in the realm of deep learning, even marginal gains can be of significant consequence, especially when such gains are consistent across various architectures and bit environments. The LoC's consistent supremacy is not only a testament to its capability but also emphasizes its role as a potent tool in image classification tasks.

Table 1: Comparative performance of various activation functions in 16-bit (FP16) and 32-bit (FP32) floating-point representations across different Vision Transformer (ViT) architectures on CIFAR-10. Red highlights indicate the highest accuracy scores within each architecture.

Activation Function	ViT-8 (8 Layers)				ViT-12 (12 Layers)				ViT-16 (16 Layers)			
	FP16 Accuracy	FP32 Accuracy	FP16 Time	FP32 Time	FP16 Accuracy	FP32 Accuracy	FP16 Time	FP32 Time	FP16 Accuracy	FP32 Accuracy	FP16 Time	FP32 Time
LoC	76.1%	75.8%	543	864	75.7%	75.7%	820	1254	75.2%	74.7%	1119	1644
Relu	75.0%	74.5%	516	841	73.7%	73.6%	777	1081	73.7%	72.9%	958	1431
Selu	74.1%	74.2%	566	921	55.8%	56.4%	823	1190	53.5%	54.8%	972	1437
Gelu	75.2%	75.0%	529	864	73.2%	73.4%	720	1093	73.0%	73.1%	1273	1761
Leaky Relu	72.5%	72.3%	481	765	71.6%	72.1%	806	1108	70.3%	70.1%	967	1452
Sigmoid	74.8%	73.9%	475	758	10.0%	56.8%	823	1230	10.0%	10.0%	955	1442
Tanh	57.1%	59.0%	476	759	56.0%	56.9%	780	1100	57.3%	57.0%	965	1445
Swish	72.5%	72.4%	521	847	71.1%	71.9%	837	1232	69.7%	70.5%	1130	1615
Linear	56.3%	55.8%	456	728	54.6%	55.5%	842	1263	54.5%	54.3%	967	1382

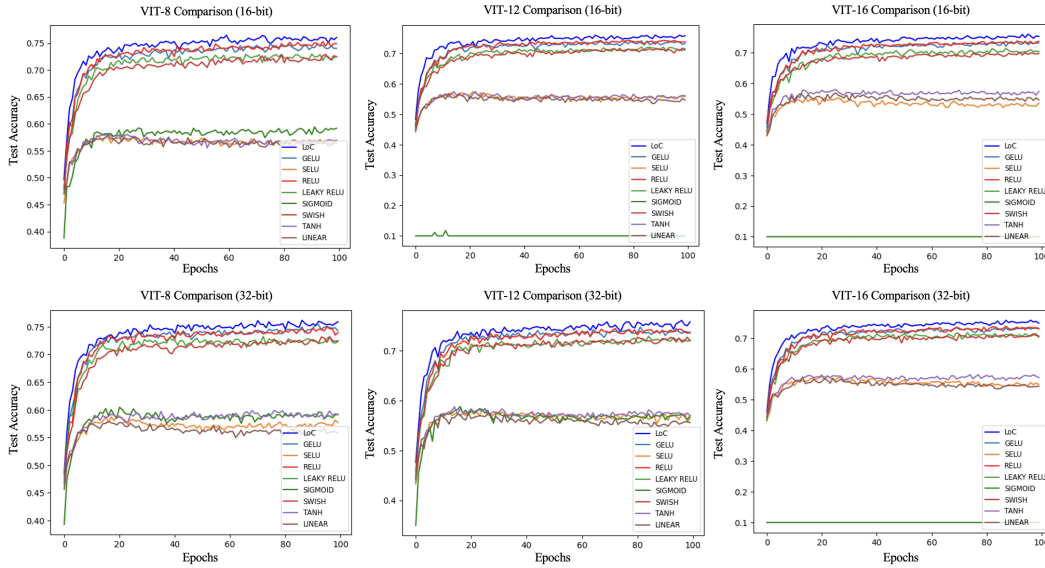


Figure 5: Graphical representation of the performance of various activation functions across different Vision Transformer (ViT) architectures on CIFAR-10. The blue line denotes the test accuracy performance of Linear Oscillation activation function.

Given its power and versatility, LoC emerges as a front-runner in activation functions, especially for Vision Transformers. It’s not merely that the LoC is effective; it is the extent of its efficiency and the margin by which it surpasses other contemporary activation functions that render it so commendable. Conclusively, this experiment underscores the brilliance of Vision Transformers coupled with the LoC activation function in both 16-bit and 32-bit environments. The innovative nature of LoC is undeniably shaping a new paradigm in neural network model optimizations.

5 Discussion

The Vision Transformer (ViT) has risen prominently in the domain of computer vision, spotlighting the pivotal role of elements like activation functions in influencing its performance outcomes. Central to our investigations, the Linear Oscillation Function (LoC) has manifested a marked superiority when embedded within the Transformer Block of the ViT, consistently across both 16-bit and 32-bit numerical precisions. Unpacking the underpinnings of this enhanced performance, several attributes stand out. Primarily, LoC’s defining oscillatory nature may be facilitating optimal backpropagation through deeper layers, potentially mitigating the notorious vanishing gradient predicament commonly observed in deep neural networks [9]. Further, the Transformer’s hallmark self-attention mechanism, which calculates weighted composites of input embeddings, necessitates an activation function capable of producing rich and diverse combinations. The inherent oscillations of LoC might be

enriching these attentional distributions, enabling the capture of nuanced contextual intricacies far more adeptly than its counterparts [8, 28].

A noteworthy observation is the evolutionary trajectory of deep learning activation functions. While the industry's recent progressions, epitomized by the shift from ReLU to its derivatives, emphasized heightened non-linearity, LoC intriguingly amalgamates both linearity and oscillatory elements. This fusion might underlie its exceptional efficacy, offering a harmonized interplay of linear progression and intricate transformations within the neural architecture. In sum, our study underscores the potential prominence of LoC as an instrumental activation function, particularly within the ambit of Vision Transformers. Nevertheless, the vast and dynamic landscape of deep learning warrants caution. While the LoC emerges as a luminary in our experimental context, subsequent studies could unearth contexts where alternative activation functions eclipse it. As is the norm in the ever-evolving world of deep learning, the essence remains in discerning application. It's pivotal to grasp the intricacies of the specific problem and ensure alignment between selected components, like activation functions, and the overarching goals of the neural model.

6 Conclusion

In the ever-evolving realm of deep learning, our research has accentuated the significance of specific components, like activation functions, and emphasized the "importance of confusion" as a cornerstone for neural network training. The Vision Transformer (ViT) served as our architectural focal point, illuminating the unprecedented prowess of the Linear Oscillation Function (LoC) within the Transformer Block. In both 16-bit and 32-bit computational contexts, LoC's performance has emerged unmatched, heralding a promising direction for future activation function designs in the ViT framework. The intrinsic oscillatory nature of LoC bridges the gap between straightforward linearity and multifaceted transformations, providing the Vision Transformer the aptitude to decipher and integrate intricate data patterns more proficiently. Yet, within the dynamic landscape of deep learning, the "importance of confusion"—the state of initial uncertainty and misclassification—is recognized as a vital phase in training robust neural networks. It's this confusion, or the network's initial mistakes, that drives iterative learning, refinement, and ultimately, enhanced performance. While our studies underscore LoC's current preeminence, it's imperative to recognize that the very nature of neural training is cyclical, marked by phases of confusion followed by understanding. In summary, our comprehensive exploration has unearthed the formidable potential of the Linear Oscillation Function within Vision Transformers, charting an exciting trajectory for future research in computer vision. With the reaffirmation of the "importance of confusion" in network training, our findings also reinforce the ethos of embracing initial uncertainties to achieve refined and optimal models. We envision this work to catalyze further investigations, propelling the realm of deep learning into new avenues of exploration and innovation.

References

- [1] Martín Abadi, Ashish Agarwal, Paul Barham, Eugene Brevdo, Zhifeng Chen, Craig Citro, Greg S Corrado, Andy Davis, Jeffrey Dean, Matthieu Devin, Sanjay Ghemawat, Ian Goodfellow, Andrew Harp, Geoffrey Irving, Michael Isard, Yangqing Jia, Rafal Jozefowicz, Lukasz Kaiser, Manjunath Kudlur, Josh Levenberg, Dan Mané, Rajat Monga, Sherry Moore, Derek Murray, Chris Olah, Mike Schuster, Jonathon Shlens, Benoit Steiner, Ilya Sutskever, Kunal Talwar, Paul Tucker, Vincent Vanhoucke, Vijay Vasudevan, Fernanda Viégas, Oriol Vinyals, Pete Warden, Martin Wattenberg, Martin Wicke, Yuan Yu, and Xiaoqiang Zheng. Tensorflow: A system for large-scale machine learning. <https://tensorflow.org/>, 2016.
- [2] F. Agostinelli, M. Hoffman, P. Sadowski, and P. Baldi. Learning activation functions to improve deep neural networks. *arXiv preprint arXiv:1412.6830*, 2014.
- [3] D. Balduzzi, M. Frean, L. Leary, J.P. Lewis, K.W.D. Ma, and B. McWilliams. The shattered gradients problem: If resnets are the answer, then what is the question? *Proceedings of the 34th International Conference on Machine Learning-Volume 70*, pages 342–350, 2017.
- [4] C.M. Bishop. *Pattern Recognition and Machine Learning*. Springer, 2006.
- [5] D.A. Clevert, T. Unterthiner, and S. Hochreiter. Fast and accurate deep network learning by exponential linear units (elus). *arXiv preprint arXiv:1511.07289*, 2015.

- [6] Yann N Dauphin, Razvan Pascanu, Caglar Gulcehre, Kyunghyun Cho, Surya Ganguli, and Yoshua Bengio. Identifying and attacking the saddle point problem in high-dimensional non-convex optimization. In *Advances in neural information processing systems*, pages 2933–2941, 2014.
- [7] Jacob Devlin, Ming-Wei Chang, Kenton Lee, and Kristina Toutanova. Bert: Pre-training of deep bidirectional transformers for language understanding. In *NAACL-HLT*, 2019.
- [8] Alexey Dosovitskiy, Lucas Beyer, Alexander Kolesnikov, Dirk Weissenborn, Xiaohua Zhai, Thomas Unterthiner, Mostafa Dehghani, Matthias Minderer, Georg Heigold, Sylvain Gelly, et al. An image is worth 16x16 words: Transformers for image recognition at scale. *arXiv preprint arXiv:2010.11929*, 2020.
- [9] Xavier Glorot and Yoshua Bengio. Understanding the difficulty of training deep feedforward neural networks. *Proceedings of the thirteenth international conference on artificial intelligence and statistics*, pages 249–256, 2010.
- [10] Ian Goodfellow, Yoshua Bengio, and Aaron Courville. *Deep learning*. MIT press, 2016.
- [11] I.J. Goodfellow, J. Shlens, and C. Szegedy. Explaining and harnessing adversarial examples. In *Proceedings of the International Conference on Learning Representations (ICLR)*, 2015.
- [12] K. He, X. Zhang, S. Ren, and J. Sun. Delving deep into rectifiers: Surpassing human-level performance on imagenet classification. *Proceedings of the IEEE international conference on computer vision*, pages 1026–1034, 2015.
- [13] Dan Hendrycks and Kevin Gimpel. Bridging nonlinearities and stochastic regularizers with gaussian error linear units. In *arXiv preprint arXiv:1606.08415*, 2016.
- [14] S. Hochreiter. The vanishing gradient problem during learning recurrent neural nets and problem solutions. *International Journal of Uncertainty, Fuzziness and Knowledge-Based Systems*, 6(02):107–116, 1998.
- [15] G. Klambauer, T. Unterthiner, A. Mayr, and S. Hochreiter. Self-normalizing neural networks. *Advances in Neural Information Processing Systems*, pages 971–980, 2017.
- [16] Günter Klambauer, Thomas Unterthiner, Andreas Mayr, and Sepp Hochreiter. Self-normalizing neural networks. *Advances in Neural Information Processing Systems*, 30, 2017.
- [17] J. Kolen and S. Kremer. Gradient flows in recurrent nets: the difficulty of learning long-term dependencies. 2001.
- [18] Alex Krizhevsky. Learning multiple layers of features from tiny images. Technical report, Citeseer, 2009.
- [19] Yann LeCun, Yoshua Bengio, and Geoffrey Hinton. Deep learning. *Nature*, 521(7553):436–444, 2015.
- [20] Yann LeCun, Léon Bottou, Genevieve B Orr, and Klaus-Robert Müller. Efficient backprop. *Neural networks: Tricks of the trade*, 2012.
- [21] Andrew L. Maas, Awni Y. Hannun, and Andrew Y. Ng. Rectifier nonlinearities improve neural network acoustic models. *Proc. ICML*, 30, 2013.
- [22] D. Misra. Mish: A self regularized non-monotonic neural activation function. *arXiv preprint arXiv:1908.08681*, 2019.
- [23] Vinod Nair and Geoffrey E. Hinton. Rectified linear units improve restricted boltzmann machines. *ICML*, 2010.
- [24] P. Ramachandran, B. Zoph, and Q.V. Le. Searching for activation functions. *arXiv preprint arXiv:1710.05941*, 2017.
- [25] Prajit Ramachandran, Barret Zoph, and Quoc V. Le. Searching for activation functions. *arXiv preprint arXiv:1710.05941*, 2017.
- [26] S. Santurkar, D. Tsipras, A. Ilyas, and A. Madry. How does batch normalization help optimization?, 2018.
- [27] N. Srivastava, G. Hinton, A. Krizhevsky, I. Sutskever, and R. Salakhutdinov. Dropout: a simple way to prevent neural networks from overfitting. *Journal of Machine Learning Research*, 15(1):1929–1958, 2014.

- [28] Ashish Vaswani, Noam Shazeer, Niki Parmar, Jakob Uszkoreit, Llion Jones, Aidan N Gomez, Łukasz Kaiser, and Illia Polosukhin. Attention is all you need. *Advances in neural information processing systems*, 30, 2017.
- [29] J. Yun, B. Kang, F. Rameau, and Z. Fu. In defense of pure 16-bit floating-point neural networks. *arXiv preprint arXiv:2305.10947*, 2023.
- [30] S. Yun, D. Han, S.J. Oh, S. Chun, J. Choe, and Y. Yoo. Cutmix: Regularization strategy to train strong classifiers with localizable features. *Proceedings of the IEEE International Conference on Computer Vision*, pages 6023–6032, 2019.
- [31] H. Zhang, M. Cisse, Y.N. Dauphin, and D. Lopez-Paz. mixup: Beyond empirical risk minimization. *arXiv preprint arXiv:1710.09412*, 2017.