
AI AND THE FUTURE OF WORK IN STATISTICAL QUALITY CONTROL: INSIGHTS FROM A FIRST ATTEMPT TO AUGMENTING CHATGPT WITH AN SQC KNOWLEDGE BASE (CHATSQC)

A PREPRINT

Fadel M. Megahed¹, Ying-Ju Chen², Inez Zwetsloot³, Sven Knoth⁴, Douglas C. Montgomery⁵, and L. Allison Jones-Farmer^{1,*}

¹Farmer School of Business, Miami University, Oxford, OH 45056, USA

²Department of Mathematics, University of Dayton, OH 45469, USA

³Amsterdam Business School, University of Amsterdam, Amsterdam, Netherlands

⁴Department of Mathematics & Statistics, Helmut Schmidt University, Hamburg, Germany

⁵School of Computing and Augmented Intelligence, Arizona State University, Tempe, AZ 85281, USA

*Corresponding author can be reached at farmerl2@miamioh.edu

August 29, 2023

ABSTRACT

We introduce ChatSQC, an innovative chatbot system that combines the power of OpenAI's Large Language Models (LLM) with a specific knowledge base in Statistical Quality Control (SQC). Our research focuses on enhancing LLMs using specific SQC references, shedding light on how data preprocessing parameters and LLM selection impact the quality of generated responses. By illustrating this process, we hope to motivate wider community engagement to refine LLM design and output appraisal techniques. We also highlight potential research opportunities within the SQC domain that can be facilitated by leveraging ChatSQC, thereby broadening the application spectrum of SQC. A primary goal of our work is to equip practitioners with a tool capable of generating precise SQC-related responses, thereby democratizing access to advanced SQC knowledge. To continuously improve ChatSQC, we ask the SQC community to provide feedback, highlight potential issues, request additional features, and/or contribute via pull requests through our public GitHub repository. Additionally, the team will continue to explore adding supplementary reference material that would further improve the contextual understanding of the chatbot. Overall, ChatSQC serves as a testament to the transformative potential of AI within SQC, and we hope it will spur further advancements in the integration of AI in this field.

Keywords artificial intelligence, ChatGPT, generative AI, langchain, large language models (LLM), quality control, statistical process monitoring

1 Introduction

Generative AI applications such as ChatGPT, GitHub Copilot, Bard, Midjourney, and others have created worldwide buzz and excitement due to their ease of use, broad utility, and perceived capabilities. The conversational nature of some of these generative AI applications has reduced the barrier to entry, with no specialized software/hardware needed; a web browser is all that is needed to use these tools. For example, ChatGPT has been shown to (OpenAI 2023c): (a) successfully pass high school, medical and law exams, (b) summarize text, write reports, and create marketing materials, (c) write code, (d) run code for data cleaning, visualization, and analysis thanks to its recently launched *Code Interpreter* plugin, and (e) scrape the web for updated results based on numerous external plugins. Due to its ease of use and perceived utility/capabilities, ChatGPT had 1 million unique users within five days and reached 100 million users about 2 months after its launch (at the time, both were records for adoption for a web/mobile platform, exceeding platforms such as Facebook, Instagram, and Spotify). The use of AI is not limited to chat-based applications; for example, GitHub Copilot, which runs in Visual Studio, has been shown to increase developer productivity by more than 55% (Peng et al. 2023) and satisfaction by 60-75% (Kalliamvakou 2022).

As the impact and reach of generative AI systems continue to expand, so does the economic potential of this technology. Over the past few years, there has been a significant surge in investment in generative AI, reflecting the anticipation of substantial economic benefits. From 2017-2022, private venture capital and investments in generative AI increased by an average compound growth rate of 74%, significantly higher than the average compound growth rate of 29% for other AI applications (Chui et al. 2023). In the first five months of 2023 alone, \$12 billion was invested in generative AI companies (Chui et al. 2023). In its June 2023 report, the consulting firm McKinsey & Company estimated that “the total economic benefits of generative AI—including the main use cases... and the myriad increases in productivity that are likely to materialize when the technology is applied across knowledge workers’ activities—amounts to \$6.1 trillion to \$7.9 trillion annually” (Chui et al. 2023, p. 10). The projected impact, which is consistent with earlier estimates made by Goldman Sachs (2023), is eye-opening, as it represents ~7% of global GDP in 2022, trailing only the GDP of the US (\$25.5 trillion) and China (\$18.0 trillion) according to the World Bank (2023).

Focusing on *text-to-text* generative AI models, two main trends have emerged in recent months. On the one hand, practitioners/researchers have increasingly examined the utility/ performance of these generally trained AI models in specific applications. For example, in our community, Megahed et al. (2023) have examined scenarios where ChatGPT (GPT-3.5) can inform Statistical Process Control (SPC) research, practice, and learning. Furthermore, in the general context of data science, Shmueli et al. (2023) have examined possible (mis)uses of generative AI in the publication of *data science* research, while Ellis and Slade (2023) examined how ChatGPT can enhance statistics and data science education. On the other hand, large firms such as Google (Singhal et al. 2023) and Bloomberg (Wu et al. 2023) have developed specialized generative AI models to encode clinical and financial knowledge, respectively, and have shown that these specialized models outperform the general state-of-the-art generative AI models.

The rapid adoption and profound impacts of generative AI are widespread throughout society, from science (Wang et al. 2023) to labor productivity (Goldman Sachs 2023) and health care (Health-Europe 2023). This highlights the promise of this technology. Yet, its potential remains largely untapped within specialized fields such as SQC, where AI applications could revolutionize research and practice. Pursuing such innovation has motivated us to delve into the development of ChatSQC, a ChatGPT-based tool provided with the SQC context to improve its ability to explain the SQC context. Our approach is motivated by the work of Vaghefi et al. (2023), who developed a chatClimate web app, available at <https://www.chatclimate.ai/>, which enhanced GPT-4’s answers in the field of climate science. Hereafter, we use the term SQC-augmented to refer to that additional context (since the term tuned would refer to the process of retraining the AI model, which can be cost-prohibitive). This article aims to demystify the development and application of generative AI models augmented with the context of SQC through our experience with ChatSQC, providing a unique perspective on how AI could be harnessed in the SQC field. Our objectives are:

- (1) **Augmenting a large language model (LLM) with an SQC knowledge base:** We examine augmenting LLMs with further context by incorporating high-quality SQC references. We hypothesize that such context can enhance the LLMs’ capabilities in providing domain-specific explanations and facts and that the parameters employed for reading data, separating the text, creating embeddings, and selecting the LLM will influence the output quality (presenting our community with a well-sized, yet manageable, playground to examine how our expertise can be used to enhance LLM design and output quality assessment).
- (2) **Exploring opportunities for leveraging ChatSQC in SQC research:** Based on our findings, we intend to identify potential research avenues within SQC that could be pursued using ChatSQC and its future iterations.
- (3) **Empowering practitioners with an SQC-augmented chatbot:** Our goal is to provide practitioners with a tool capable of delivering current/meaningful SQC-related responses that a general LLM may not generate, thus making cutting-edge SQC knowledge more accessible.

- (4) **Crowdsourcing additional SQC knowledge bases for a better context:** To continuously improve the performance and relevancy of ChatSQC, we encourage the research and practice communities of SQC to contribute additional references. We provide a Web platform for this purpose and commit to updating our tool quarterly after vetting these contributions.

By exploring the construction and application of ChatSQC, we hope to provide a pathway for practitioners to harness the potential of this tool and inspire researchers to continue pushing the boundaries of AI within the field of SQC.

2 The Construction of ChatSQC

The construction of ChatSQC involved four main phases: (a) a one-time extraction of the reference material, (b) a one-time preprocessing of the extracted material, (c) a continuous (online) chat interface, and (d) the hosting/deployment of the app on a web server. An overview of our approach is depicted in Figure 1, with a detailed explanation below and our code presented in Section A.1.

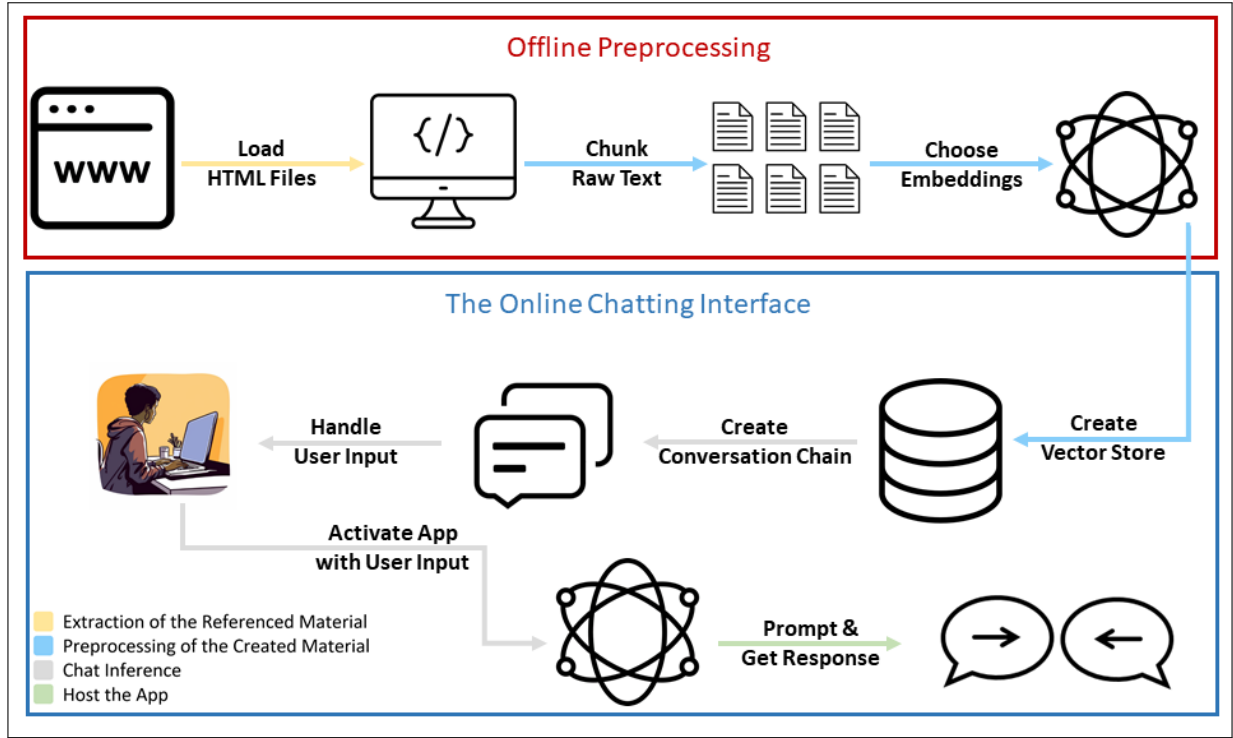


Figure 1: Flowchart of the preprocessing and chat interface creation process. The colors in the arrows correspond to the four phases highlighted in the paragraph above.

2.1 Extraction of the Reference Book Materials

We chose the *NIST/SEMATECH e-Handbook of Statistical Methods* as our reference book (NIST/SEMATECH 2022) since it was not marked as copyrighted. The NIST (2021) site states, “With the exception of material marked as copyrighted, information presented on NIST sites are considered public information and may be distributed or copied.” The book comprises 694 web pages, capturing introductory material about industrial statistics, quality, reliability, and experimental design.

We obtained the XML sitemap of the NIST E-handbook (<https://www.itl.nist.gov/div898/handbook/sitemap.xml>) and parsed it using the BeautifulSoup Python library (Richardson 2023). Next, we reduced the 1,037 links from the NIST/SEMATECH E-handbook’s XML sitemap to 694 URLs by keeping only the URLs associated with the different sections and subsections of the book. We sorted these 694 URLs to match the order by which the information is presented in the book. Finally, we used the `SeleniumURLLoader()` function from the `LangChain` (LangChain 2023c) Python Library to read/load the text from these web pages and store it in a “pickle file”, a Python

object storage format that enables collected data to be saved in a serialized format that can be reloaded for future use. This allows for further processing without the need to extract information from the source each time.

2.2 Offline Preprocessing

We extracted the raw text from the pickle file using the `get_pickle_text()` function, obtaining a single string containing the entire reference book content. We divided the large text into smaller, more manageable chunks using the LangChain library’s `RecursiveCharacterTextSplitter()` function. For this version of ChatSQC, we split the text into chunks of a maximum of 1,000 characters with a 10% overlap to ensure contextual coherence. The choice of the maximum number of characters and the overlap size are parameters that can be tuned in future versions of ChatSQC.

Next, we used OpenAI’s `text-embedding-ada-002` embedding model to vectorize each data chunk. Text embeddings allow us to assess the similarity between text strings and find widespread use in various natural language processing (NLP) tasks like searching and ranking. Text embeddings represent text as sets of floating-point number vectors, and the distance between these vectors reflects their similarity or connection. Smaller distances indicate higher relatedness, whereas larger distances imply lower relatedness. We chose OpenAI’s `text-embedding-ada-002` because it is robust, cost-effective, and is OpenAI’s most powerful embedding model. We can access this embedding model through OpenAI’s API at a price of \$0.0004 per 1,000 tokens (a token can be a word or a part of a word depending on the choice of the tokenizer) (OpenAI 2023b). For a detailed introduction to text embeddings, we refer the reader to OpenAI (2023b) and LangChain (2023b).

Finally, we created a vector-based database that can be used to store documents, their metadata (i.e., the URLs of different text chunks), and their embeddings, allowing us to efficiently retrieve the most relevant documents based on their similarity to a specific query’s embedding. We used the FAISS (Facebook AI Similarity Search) vector store in our prototype to implement this. By using FAISS, we can store the database locally, eliminating the need for additional internal or external servers (LangChain 2023a).

2.3 The Online Chatting Interface

The online chatting interface of our ChatSQC prototype facilitates seamless interactions between users and the application. It comprises several key components that work together to enable a dynamic and contextually-aware conversation experience. First, we constructed a conversation chain to capture the sequence of exchanges between the user and our application, preserving the context of ongoing conversations (from a chat history and a grounding in our reference materials perspective). The conversation chain integrates three main components:

- (a) **ChatOpenAI:** We use OpenAI’s `gpt-3.5-turbo-16k` to generate responses to user inputs. The GPT-3.5 model is used to understand user questions and provide relevant answers based on the information available in the reference book.
- (b) **Vector Retriever:** To enhance the relevance and accuracy of responses, the vector retriever component retrieves the five most relevant chunks of text from our preprocessed dataset based on the user’s input. These text chunks and their corresponding metadata are archived in the vector store. This information repository holds individual webpage or text chunk metadata and serves as a critical resource for providing insightful evidence to our users. This retrieval process is determined by the similarity between the user’s input embedding and our dataset’s embeddings of text chunks.
- (c) **Memory Buffer:** The conversation chain is augmented with a `ConversationBufferMemory` object, which maintains the chat history. This buffer stores the sequence of user inputs and model responses, which is essential for generating coherent/ contextually appropriate answers.

We integrated a custom system message prompt (see Figure 2) into the conversation to provide responses in adherence to specific guidelines and avoid relying on ChatGPT’s in-house knowledge. The custom prompt enhances transparency and ensures that users receive answers solely based on the information provided by the user and the reference book.

Next, we developed a function, `handle_userinput()`, to process the user’s questions and prompt the appropriate responses. This function receives the user’s input and uses the conversation chain to generate a LLM response. The response is then appended to the chat history stored in the session state. The session state, a feature of the Streamlit framework, allows data to persist for a given user-session. We added three features to this function: (a) a document similarity search, where we leverage our vector retriever to show up to five of the most similar chunks of text in our preprocessed dataset and present them to the user for reference; (b) the L_2 distance between the user’s prompt and the shown chunks of text; and (c) the incorporation of the webpage title, from which the text chunk originates, hyperlinked to the actual URL for quick access.

```

system_message_prompt = SystemMessagePromptTemplate.from_template(
    "You are a Q&A bot, an intelligent system that answers user questions ONLY
    based on the information provided by the user. When you use the
    information provided by the user, please include '\\n (Source:
    NIST/SEMATECH e-Handbook of Statistical Methods)' at the end of your
    response with a line break. If the information cannot be found in the user
    information, please say, 'As a SQC chatbot grounded only in
    NIST/SEMATECH's Engineering Statistics Handbook, I do not know the answer
    to this question as it is not in my referenced/grounding material. I am
    sorry for not being able to help.' No answers should be made based on your
    in-house knowledge. For example, you may know what a large language model
    is, but that information does not come from the knowledge base that we
    provided to you. So defining a large language model based on your
    knowledge is unacceptable. Obviously, other algorithms, descriptions, and
    formulas that are not in the knowledge base we provided are also
    unacceptable. The context is:\\n{context}."
)

```

Figure 2: Our custom system message prompt

To orchestrate the interaction flow of the app, we designed a `main()` function, which prompts the user for a question and forwards it to the `handle_userinput()` function for processing and generating appropriate responses. Figure 3 shows a screenshot of ChatSQC. The user asked the question, “Who is Walter A. Shewhart?” and received an appropriate answer grounded in the NIST/SEMATECH E-handbook. Following ChatSQC’s answer, links to five similar chunks of text in our preprocessed dataset are provided with the L_2 distance between the user’s prompt and a similar chunk. Besides, information about the response generation date and estimated query costs are offered. Knowing when the responses are generated, and understanding the costs of queries can be crucial in various contexts. Organizations can ensure that data are current and aligned with regulatory standards; they can manage and control budgets, optimize queries to reduce expenses, plan and forecast financial commitments, and avoid overuse of the app, etc.

2.4 The Hosting/Deployment of ChatSQC

The app was containerized and deployed by the Ohio Supercomputer Center (OSC). The OSC is a prominent facility for high-performance computing and an essential resource for academic, industrial, and governmental users in the State of Ohio. The OSC server delivers a stable implementation, accommodating a substantial number of users for ChatSQC. We host the app on <https://chatsqc.osc.edu/>. The project is stored in a GitHub repository, and the OSC administrators automatically update the published app when commits are made.

3 Evaluation of ChatSQC

3.1 Evaluation Methods


To evaluate the information generated by our ChatSQC app, we have performed a comparative study with two benchmark methods, a customized GPT-3.5 and GPT-4. The customized GPT-3.5 utilizes the API model titled “chatgpt-3.5-turbo-16k” and GPT-4 was run within ChatGPT plus, a subscription version of ChatGPT. Hereafter, we will refer to these three LLMs as ChatSQC, GPT-3.5, and GPT-4. Our goal in evaluating ChatSQC is not to provide a comprehensive comparison and benchmarking of the utility of this tool, but rather to show that it can, in some cases, do things that the state-of-the-art GPT-4 model does not do well. Our app is currently in its **Alpha stage**, presented as an initial tool to ground generative AI models in high-quality SQC references.

Following a similar approach to Megahed et al. (2023), we have used a structured approach that compares responses from each platform using expert raters. As a first step in our evaluation approach, we have designed prompts (shown in Table 1) to capture the following subfields of SQC: monitoring, measurement, reliability, and experimentation. Note that: (a) the prompts have been labeled by their type (explanation, application, evaluation); (b) the numbering captures the order by which these prompts were entered into the chatbots and not the different types; and (c) prompts 9–10 were only evaluated in ChatSQC as these prompts have been included to showcase how ChatSQC deals with prompts for which the answers are not included in the reference material.


ChatSQC: GPT responses, grounded in industrial statistics and quality control theory.

Ask me a SQC question: ?

Who is Walter A. Shewhart?



Who is Walter A. Shewhart?



Walter A. Shewhart was a statistician who worked at the Bell Telephone Laboratories. He is considered the first person to apply statistical methods to the field of quality control. In 1924, he introduced the concept of control charts, which are graphical tools used to monitor and control processes. Shewhart's work laid the foundation for modern statistical quality control. (Source: NIST/SEMATECH e-Handbook of Statistical Methods)

Sources and their relevant text passages:

(Source 1) [6.3.2. What are Variables Control Charts?](#)

- ▶ Click for relevant text chunk 1 from the link above (L2-dist = 0.35)

(Source 2) [6.3.2.1. Shewhart X-bar and R and S Control Charts](#)

- ▼ Click for relevant text chunk 1 from the link above (L2-dist = 0.385)

For an \bar{x} chart with $p = 0.0027$ A table comparing Shewhart \bar{x} There is also (currently) a web site developed by Galit Shmueli that will do ARL calculations interactively with the user, for Shewhart charts with or without additional (Western Electric) rules added.

(Source 3) [6.1.1. How did Statistical Quality Control Begin?](#)

- ▶ Click for relevant text chunk 1 from the link above (L2-dist = 0.388)
- ▶ Click for relevant text chunk 2 from the link above (L2-dist = 0.389)

(Source 4) [2.2.2. How are bias and variability controlled?](#)

- ▶ Click for relevant text chunk 1 from the link above (L2-dist = 0.411)

Generation date and estimated costs:

This response was generated on August 11, 2023 using gpt-3.5-turbo-16k. Based on OpenAI's tiktoken library, the estimated cost of this query and answer is 0.0005 dollars. The users do not incur these costs, and they are provided solely to provide researchers and practitioners with insights into the expected costs of utilizing the OpenAI APIs to ground ChatGPT to high-quality SQC references.

So far, in this session, you have asked 1 question, and the cumulative cost of the questions and generated responses within this session is 0.0005 dollars.

Figure 3: Screenshot of ChatSQC where the user prompted the question “Who is Walter A. Shewhart?” and its response to the question.

Table 1: Prompts used in the study and their characteristics

	Prompt	Type	Contained in handbook
Prompt 1	Can you explain the difference between phase 1 and phase 2 control charting applications in statistical process monitoring?	Explanation	Yes
Prompt 2	When should I use a univariate and a multivariate monitoring approach?	Application	Yes
Prompt 3	How do I differentiate between fixed and random factors for measurement uncertainty quantification?	Evaluation	Partially
Prompt 4	Explain the difference between repeatability and reproducibility in a Gage R&R study?	Explanation	Yes
Prompt 5	What steps should I take when performing a reliability assessment?	Evaluation	Partially
Prompt 6	How can you estimate distributional parameters from censored data?	Application	Yes
Prompt 7	Is it a problem that my factor is aliased with a 3-way interaction in my design?	Evaluation	Partially
Prompt 8	What does D-optimal mean in the context of experimental design?	Explanation	Yes
Prompt 9	Who is Philip B. Crosby?	Explanation	No
Prompt 10	Can you define temperature?	Explanation	No

In the second step, responses from ChatSQC, GPT-3.5, and GPT-4 were generated independently by inputting each prompt into a fresh session of the app. Once the response was recorded, the session was refreshed by either reloading the web app (ChatSQC, mGPT3.5) or by starting a new chat (GPT-4) before entering the next prompt. While the prompts were entered in the same sequential order in each app, this should not impact the generated responses since each session was refreshed/reloaded before entering the next prompt. One of the paper’s authors entered the prompts into each app and recorded the responses. In the third step, the responses were blinded (by the author who prompted the three chatbots) so that the raters would not know which app generated the responses. The order of presentation of the responses was also randomized to prevent the raters from guessing the source. In the fourth step, four authors, experts in SQC, rated each response on a five-point Likert scale with responses ranging from 1=“Entirely Inaccurate” to 5=“Entirely Accurate”, with a possible NA rating if ChatSQC indicated that the information was not available in the referenced textbook. The rubric used for the evaluation is depicted in Table 2.

Table 2: The scale used for our evaluating the outputs generated by ChatSQC, GPT-3.5, and GPT-4 by our four raters.

Rating	Short Description	Detailed Description
NA	Not Applicable	The response indicated that it does not have the information in the source files.
1	Entirely Inaccurate	The answer is entirely inaccurate, demonstrating a lack of understanding or severe misconceptions about the concepts/questions involved.
2	Partially Accurate	The answer shows some understanding of the topic but contains major inaccuracies or omissions that significantly compromise the correctness and/or completeness of the answer.
3	Generally Accurate	The answer is generally correct but lacks full depth and/or precision. The answer may contain minor inaccuracies that do not significantly detract from the overall answer.
4	Mostly Accurate	The answer is mostly correct, showing a high level of understanding, but may lack the finer details or show tiny inaccuracies.
5	Entirely Accurate	The answer is entirely accurate, displaying a thorough understanding of the concept, precision in explanation, and all necessary details are accurate.

3.2 Evaluation Results

In this subsection, we focus on presenting and discussing the ratings provided for the responses generated by the three apps. We do not include the generated response for each prompt by each app due to space limitations. The interested reader is referred to Section A.2 for a CSV file of the expert accuracy ratings and links to screenshots of the output to verify the veracity of the sources.

Table 3 presents the average accuracy ratings and the standard deviation for each of the three apps, averaged across the first eight prompts and four raters ($n = 32$). The table shows that ChatSQC and GPT-3.5 have very similar accuracy values. As expected, GPT-4’s accuracy is slightly higher, in line with the well-documented belief that, in general, GPT-4 provides more accurate responses than GPT-3.5 (OpenAI 2023c). It should be noted that our app can also provide responses based on the GPT-4 API. Still, we did not include them in the evaluation since (a) this feature was added after the raters were provided with the three apps’ prompt responses, and (b) the combination of grounding to reference material and our designed prompts seemed to have a limited impact on the generated responses in our initial testing. That being said, we allow users to generate responses using either the “chatgpt-3.5-turbo-16k” or “chatgpt-4” APIs since the results may differ significantly with other prompts.

Table 3: Descriptive statistics of the ratings by question

Accuracy	ChatSQC	GPT-3.5	GPT-4
Average	4.25	4.28	4.44
Std Dev	1.05	0.81	0.98
n	32	32	32

In Table 4, we present the average accuracy ratings for each prompt averaged across the four raters. Note that our presentation follows the prompt type and not the order by which the prompts were entered into the system. In the paragraphs below, we discuss the obtained results.

Table 4: The average accuracy, obtained from the four expert raters, split by prompt.

Prompt	ChatSQC	GPT-3.5	GPT-4	Prompt type	Contained in handbook
1	5	5	5	Explanation	Yes
4	5	5	5		
8	5	4.25	4.5		
2	5	4	3.75	Application	Yes
6	3.25	4.25	5		
3	3.5	3.5	3.75	Evaluation	Partially
5	4.25	4.5	4.25		
7	3	3.75	4.25		

First, let us consider the results for the explanation-type prompts (prompts 1, 4, and 8) for which the handbook includes the answer. Here, we see that our ChatSQC provides perfect responses and outperforms the benchmark methods slightly for prompt 8 (“What does D-optimal mean in the context of experimental design?”). This is unsurprising as prompt 8 is a specialized topic for which general LLMs like GPT are more likely to have generic answers. In contrast, our app, grounded in SQC references, will respond more precisely (as long as the topic is covered sufficiently in our referenced book).

Second, let us consider the two application-type prompts (2 and 6) for which the handbook also contains the answer. In prompt 2, we asked “When should I use a univariate and a multivariate monitoring approach?” This question relates to the choice of control charting approaches in statistical process monitoring, and receives higher scores from the raters for the ChatSQC response than the responses generated by GPT-3.5 and GPT-4. On the other hand, prompt 6 relates to a broader knowledge of reliability, asking, “How can you estimate distributional parameters from censored data?”. The handbook provides two methods to do this, and ChatSQC accurately and clearly states these two in its response; however, this response receives a low accuracy score by the raters as more methods exist. The benchmark methods mention a total of 4 (GPT-3.5) and 6 (GPT-4) estimation methods. In the case of prompt 6, the accuracy reflects the limitation of the handbook’s content since ChatSQC synthesized the information well based on the handbook’s description. Adding more detailed sources to our ChatSQC would improve its performance for such a question.

Third, let us examine ChatSQC’s answer to prompts 3, 5, and 7, which are partially contained in the handbook. As expected, ChatSQC’s response accuracy to these prompts is lower than that of GPT-3.5 and GPT-4, which were fully

described in our reference material. If we examine all three apps, we note that: (a) none of the apps received an average score of 5 (entirely accurate) for these three prompts, and (b) the average scores varied between 3 (generally accurate) to 4.5 (mostly accurate) for the three apps. We expect that our ChatSQC would improve the accuracy of its responses if more SQC sources could be included in the knowledge base. Of course, this improvement may not be possible for the benchmark methods since their training has been completed, and OpenAI controls the training of future versions of GPT.

Finally, let us examine how ChatSQC responded to prompts 9 and 10. We show ChatSQC’s responses in Figure 4. We see the ability of ChatSQC to respond with “I do not know” (see the response to prompt 9) as preferred over a hallucination. A hallucination in LLMs occurs when an LLM generates false or partially true information based on extrapolations from its training material, logical errors, or both. Prompt 9 asks “Who is Philip B. Crosby?” ChatSQC correctly notes that it is not trained to answer this question because there is no mention of Philip B. Crosby in the handbook. Prompt 10 reads “Can you define temperature?” Strictly speaking, the answer to this prompt is not in the handbook, as there is no definition of temperature in the handbook. However, temperature is an often used term in the handbook, for example, as a factor in an experimental design. ChatSQC defines temperature beyond what is given in the handbook. Future app versions could be fine-tuned to prevent ungrounded answers that are closely related to the content. For now, we recommend double-checking the provided reference links and/or the expandable text chunks, where the reader will discover that these do not contain a definition of temperature.

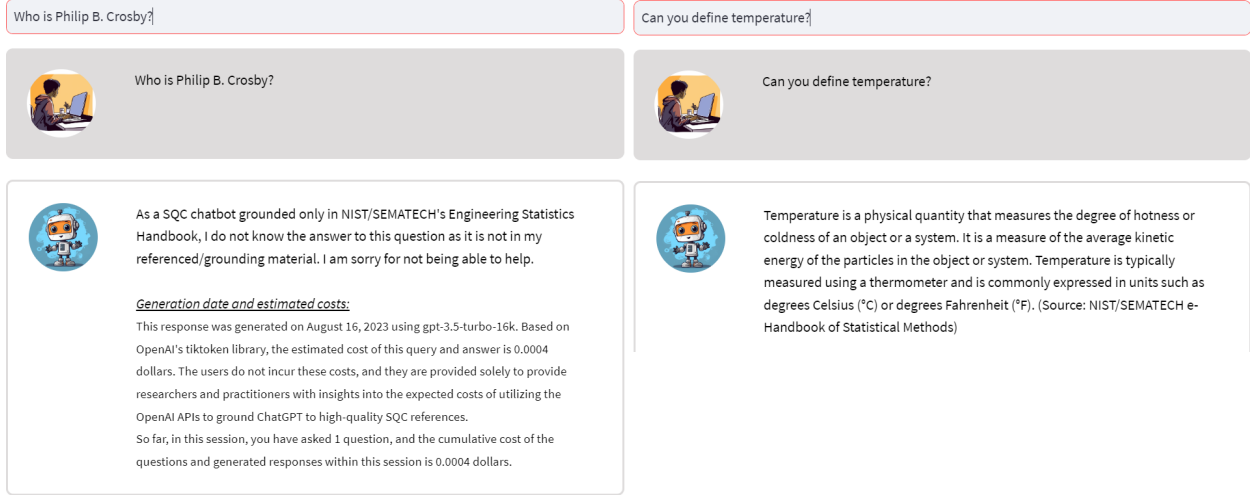


Figure 4: Response of ChatSQC to prompts 9 (left) and 10 (right).

Overall the accuracy of our ChatSQC is comparable to the benchmark methods, and the accuracy is sometimes limited by the restricted content of the included sources. A large benefit of our app is that it can respond that it does not know the answer to a prompt when there is no context for the prompt in the training material. Furthermore, it provides references and highlights the relevant text chunks used to generate the answers (providing users with the ability to assess whether the answer is truly from its knowledge base, or that it may be the result of hallucinations or unverified external information that is available to the LLM). Note that we have only studied accuracy; in the future, it would be interesting to look at other aspects of the responses, such as conciseness, depth, and usefulness.

4 Discussion

4.1 The Use of APIs and Grounding to Augment Existing LLMs

In this paper, we have provided a template for how specific SQC references can ground existing LLMs. We note that AI-based generative chatbots, for example, ChatGPT (GPT-4 with code interpreter that is currently available to ChatGPT Plus subscribers) and [claude.ai](#) (by Anthropic), can be used to digest/analyze documents such as PDF, HTML, and CSV files. However, our approach here is different, **since we limit the chatbot’s answers to only information contained in our referenced material**. As a result, **we obtained more precise responses for SQC-explanatory prompts** compared to [Megahed et al. \(2023\)](#). In addition, we reduce the risk of hallucinations and provide explicit source references. Furthermore, the use of APIs through the langchain Python library presents the following advantages over the ChatGPT app interface:

- (1) **Enhanced Data Privacy and Performance:** If we focus on our current alpha version utilizing Open AI’s APIs, our app provides better (defaults) for data privacy when compared to the web/mobile interface for ChatGPT since “OpenAI will not use data submitted by customers via our API to train or improve our models unless you explicitly decide to share your data with us for this purpose.” (OpenAI 2023a) Furthermore, the rate limits are much higher for the API than they are for the web / mobile interface, so SQC users are less likely to be throttled / rate limited.
- (2) **Flexibility and Cost Efficiency:** Minimal changes are needed in the code base to explore/utilize a different LLM. In our alpha version, we have used the GPT-3.5 model similar to Megahed et al. (2023). However, in future versions, we expect to utilize an open-source model such as Llama-2-7B-chat (Touvron et al. 2023) since it:
 - (a) is not a black-box since the model’s code, weights, and parameters are publicly available;
 - (b) can be hosted locally, without transferring embeddings/prompts to third parties; and
 - (c) cost efficient as we will not be paying API charges for the embedding and GPT APIs.
- (3) **Understanding the Intricacies of LLMs:** Perhaps an underrated advantage, in our quest to ground ChatGPT with SQC knowledge, we gained a much better understanding of the workings of LLMs. We believe that our gained experience/knowledge through “learning-by-doing” can be valuable to both researchers and practitioners as they embark on their own journey to utilize LLM as virtual assistants (with the end goal of improving their productivity and potentially providing more time for more strategic and innovative endeavors).

4.2 ChatSQC’s Implications to SQC Researchers

With our provided source code, SQC researchers can now implement their own playground/test-bed, to help shape further advancements in both the generative AI and SQC research fields. In the following paragraphs, we highlight five immediate SQC-related research opportunities.

Firstly, creating ChatSQC offers a robust testing ground for other SQC researchers. With our provided source code, SQC researchers can perform numerical experiments to test the impact of input parameter choice on the generated output quality. The input parameters include but are not limited to, the following: (a) the choice of document readers should likely differ based on the document’s formatting (e.g., in the case of PDF documents, how equations are represented in the PDF differ based on how the PDF was generated, i.e., Microsoft Word image-based representations vs. \LaTeX equations); (b) how the text is tokenized (i.e., numerically represented) and chunked (i.e., text chunk size and the amount of overlap between successive text chunks); (c) the choice of embedding models, places semantically similar words/tokens close together in the embedding space; (d) vector stores, where the embedding vectors are stored (functionalities and how text similarities are captured can be different across the different vector store databases); and (e) the choice of the LLM model. A structured experimental design approach is needed to examine how these choices contribute to the quality of the generated text and whether the contribution is consistent for different LLM tasks (e.g., information retrieval, coding [i.e., translation from natural language to machine code], and summarization). In the context of machine learning, the work of Ahady Dolatsara et al. (2023) can serve as a starting point for this stream of research. In addition, from a measurement theory viewpoint, researchers can delve into various methods to define and measure the quality and variability of the generated outputs. This dual exploration of experimental design and measurement theory can enrich the generative AI and SQC/quality control literature.

Secondly, there are exciting implications if our approach to grounding LLMs was extended to a curated collection of SQC research. For example, consider the scenario where copyright permissions are obtained for all articles in ASQ research journals. If this is possible, a more advanced version of ChatSQC, hereafter referred to as ChatSQCResearch, can be developed. It would be interesting to examine whether the creation of this ChatSQCResearch bot can revolutionize the way we conduct literature reviews, identify gaps in existing research, and facilitate replication of simulation and numeric methods, even when published without the original code. The recent publication of LongNet (Ding et al. 2023), which scales transformers to model long sequences of up to a billion tokens, would make this task computationally possible.

A third avenue of research involves the examination of the impact of a mix of high-quality and lower-quality references on the performance of a tool such as in our proposed ChatSQCResearch bot. In the context of general LLMs, they are trained to predict the next word, and then they are typically fine-tuned using methods such as reinforcement learning from human feedback (RLHF). In the context of grounding/augmenting LLMs with additional materials/references, we can artificially examine the impact of reference quality on the performance of the LLM. For instance, what happens when substandard methodologies, such as the refuted triple exponential smoothing charts (Knoth et al. 2023), are incorporated into the training material? Would these lower-quality methodologies influence the bot’s performance, and, if so, to what extent? Determining the threshold for such influences is an intriguing research question, which can provide information on how LLMs “behave” and potentially be useful when developing other domain-specific

bots. For example, GPT-4 was shown to have unwanted skills, such as teaching potential threat actors how to prepare biological weapons, which OpenAI had to spend a significant effort trying to prevent (OpenAI 2023c). Concurrently, exploring a crowd-sourcing mechanism to infuse the bot with diverse, yet scientifically valid, research ideas might prove beneficial.

Black-box models, e.g., GPT 3.5 and GPT 4.0, require attention to how companies such as OpenAI tweaks to a given base model can impact its performance over time. For example, in a preprint, Chen et al. (2023, p. 1) noted that “GPT-4 (March 2023) was very good at identifying prime numbers (accuracy 97.6%) but GPT-4 (June 2023) was very poor on these same questions (accuracy 2.4%). Interestingly GPT-3.5 (June 2023) was much better than GPT-3.5 (March 2023) in this task. GPT-4 was less willing to answer sensitive questions in June than in March, and both GPT-4 and GPT-3.5 had more formatting mistakes in code generation in June than in March. Overall, our findings shows that the behavior of the same LLM service can change substantially in a relatively short amount of time, highlighting the need for continuous monitoring of LLM quality.” Without going into details on how OpenAI responded to these accusations/findings or their validity, we agree that there is a need for continuous monitoring of LLM quality over time. This idea seems natural to our SQC community, and we should be more involved in setting the research methods for such an endeavor.

Lastly, Bowman (2023, p.7) noted that “brief interactions with LLMs are often misleading... This instruction-following behavior is not inherent to the model, but rather is grafted onto it using highly imperfect tools... In part because of this, models can be sensitive to the contents of their instructions in idiosyncratic ways. Often, a model will fail to complete a task when asked, but will then perform the task correctly once the request is reworded or reframed slightly, leading to the emerging craft of *prompt engineering*.” From a quality measurement and experimental design perspective, examining how this phenomenon can be accounted for would be interesting. Although the concept of *replications* will likely play a role, it would be interesting to see whether our experimental design community can collaborate with measurement theory experts to incorporate output metrics that are more informative than the existing $\text{pass}@k$ metric (Chen et al. 2021, Kulal et al. 2019), where k samples are generated for a given prompt/problem and the solution is considered correct if any sample passes the unit tests.

4.3 ChatSQC’s Potential Impact on Teaching and Learning

In general, LLMs (with plugins such as Code Interpreter) will contribute to a new paradigm of teaching and learning. Students can now use LLMs to quickly generate/explain code and analyze datasets. In our opinion, these LLM abilities should transform the educational landscape, where universities and employers need to forecast the skills needed for future knowledge workers. For example, many statistics and data science courses emphasized how to code/implement taught methods as part of the expected learning outcomes. With the ability to quickly generate (often working) code, it is unclear how existing courses will be transformed. Coding logic will likely remain an important consideration, at least for the near future, so that generated code can be evaluated, debugged, and optimized. However, we estimate that students will have to now learn about simulating datasets and writing minimal, privacy-preserved, examples to protect their future employers’ intellectual property while capitalizing on LLMs to boost their productivity/ performance.

With ChatSQC (and similar grounded/augmented LLMs), teachers can provide student learners with a dedicated virtual assistant whose answers can be solely based on selected textbooks and reference materials. Mollick and Mollick (2023) identified several use cases for LLM-based virtual assistants, highlighting their potential pedagogical benefits and risks. In our estimation, the grounding of ChatSQC allows it to serve as a: (a) mentor, providing frequent feedback to improve learning outcomes, even when the student does not take all its advice; (b) tutor, providing personalized instruction to students; (c) teammate, providing alternate definitions/viewpoints based on its grounding material, and (d) tool, assisting students with accomplishing more within the same time frame. The interested reader is referred to Mollick and Mollick (2023) for more details.

It is important to note that our ChatSQC app can be grounded with additional material by teachers. This can include other textbooks, or select reading materials. The ethical use of potentially copyrighted materials must be considered in such a case. We used a government-backed, public-domain textbook in our current version of ChatSQC. However, in the case of the adaption of ChatSQC to include copyrighted materials, we envision two possible scenarios for a tailored/customized implementation of our ChatSQC-like tool. First, we suspect that students will have ChatSQC-like chatbots running locally on their machines. This is possible with lightweight and free embeddings and LLMs such as GPT4All (Anand et al. 2023), which do not require an Internet connection or graphical processing units (GPU). This case will likely involve students using their purchased electronic copies of their textbook to ground the chatbot, which: (a) can be easily implemented with minor modifications to our source code, and (b) will likely meet the U.S.’ Fair Use doctrine of copyrighted materials since the students will not be commercializing/publishing their tool, and they would have already purchased the copyrighted material. We note that the fair use of copyrighted materials can differ by country. Second, publishers may provide ChatSQC-like chatbots as complementary materials to their

copyright-protected textbooks. We are currently in talks with one of the textbook publishers to construct a ChatSQC bot, grounded in a popular quality control textbook. In either case, the students will have access to a chatbot that can quickly answer (some of) their questions, and they will have to learn to verify these answers. Furthermore, these bots can provide students with machine translations of their reference text to their native language (e.g., we have tested ChatSQC’s ability to produce responses in Arabic, Chinese, Dutch, French, German, and Spanish). In coding examples, bots can potentially show students how code can be translated into other programming languages.

4.4 A Guide to Practitioners

ChatSQC, in its current form, provides practitioners with a versatile tool that can be leveraged in three ways, catering to diverse needs and use cases within industrial statistics, quality control, reliability, and experimental design. Firstly, practitioners can directly interact with our hosted ChatSQC bot. This mode of use provides quick access to definitions and explanations of concepts, helping practitioners navigate complex terminologies and understand key ideas. This usage is particularly beneficial for those seeking a readily available and easy-to-use resource to enhance their knowledge and understanding of the field. Secondly, for organizations desiring more control over the reference material used, the option to host their version of ChatSQC exists. Our source code allows for including PDF or HTML documents as references, offering flexibility in the choice of training material. Companies can use a PDF of a different book internally, provided they have purchased the book (and possibly its copyrights), tailoring the tool to their unique requirements and preferences. Lastly, practitioners can utilize ChatSQC as a foundation for more extensive applications within their organizations. The tool could be adapted to combine and synthesize information from various unstructured text within the organization, such as maintenance manuals, warranty claims, quality and/or lean six sigma procedures, etc. This advanced use of ChatSQC could provide organizations with a powerful, tailored tool for internal knowledge management and information retrieval, leading to enhanced operational efficiency and decision-making. These diverse usage possibilities make ChatSQC a valuable tool for practitioners, offering both ready-to-use benefits and the potential for customization and expansion to meet specific organizational needs.

Looking forward, chatbots like ChatSQC have the potential to significantly shape the future of work in industrial statistics, quality control, reliability, and experimental design. As automation and digitization continue to transform workplaces, tools like ChatSQC could play a pivotal role in facilitating this transition. By automating access to complex terminologies and explanations, ChatSQC could reduce the time spent accessing relevant reference materials and allow practitioners to focus more on strategic decision-making and innovative problem-solving. The ability to customize and expand the tool and integrate it with other data sources within an organization opens up possibilities for developing comprehensive AI-driven solutions. These could revolutionize how information is managed and utilized in our field, driving operational efficiencies and fostering a culture of continuous learning and adaptation (consistent with widely adopted six sigma, lean manufacturing, and/or statistical engineering principles).

4.5 Limitations

In addition to the specific challenges we have encountered in developing ChatSQC, broader limitations and obstacles should be acknowledged in the study of large language models (LLMs). Much of the research concerning LLMs, including many pioneering studies that introduced novel methods or theories, is not published in peer-reviewed venues (Bowman 2023). Additionally, some LLM providers, such as OpenAI, have paradoxically treated the details of their LLM design and training as propriety information, which is an obstacle to scientific progress. “This means that surprising novel claims about LLMs are often the product of messy, fallible science that goes beyond established disciplinary practice.” (Bowman 2023, p. 9)

Turning to the specific limitations of our ChatSQC bot, it is essential to note that our current tool is at an alpha stage, serving as a proof-of-concept. As such, several limitations intrinsic to this stage of development must be considered.

- (1) **Resource Dependence:** The performance of our grounded ChatGPT is dependent on external resources, specifically the APIs used in its development and operation. Each interaction with the ChatGPT involves API calls, which incur costs. Consequently, the scale of deployment and usage of our ChatGPT can be constrained by the available financial resources, potentially limiting its accessibility and performance.
- (2) **Narrow Focus and Depth Limitations:** The bot operates proficiently within the SQC domain, but its depth of understanding and ability to handle topics beyond this scope is limited. Furthermore, the bot’s understanding and responses are strictly bound by the contents of the referenced material. Suppose certain concepts related to SQC are absent or only briefly introduced in the reference book. In that case, the bot may not fully capture the nuances that require a more thorough examination or understanding (for example, prompt 6, as discussed in Section 3). This limitation could affect the responses’ depth, potentially hindering the bot’s usefulness for tackling complex or nonstandard SQC problems.

- (3) **User Interaction:** The users’ interaction with ChatSQC might not always yield the desired results. The intricacies of *prompt engineering*, the precise wording and framing of queries, significantly influence the effectiveness of user interactions with the bot. This might necessitate users to acquire certain skills in framing their queries.
- (4) **Maintaining Relevance:** Keeping our ChatSQC current in the face of rapid advancements in SQC methodologies can be challenging. Incorporating new methodologies and approaches would require regular updates and retraining, a process that might not always be feasible due to resource constraints.

Despite these limitations, we believe that by releasing this alpha version and encouraging user interactions and feedback through our GitHub repository, we can harness valuable insights to address the ChatSQC-specific issues. The input from users will provide us with a real-world understanding of how the bot is being used, its current limitations, and areas of potential improvement, enabling us to refine and enhance future versions.

5 Concluding Remarks

To say there is a current gold rush to understand the nature and use of LLMs, AI, and AI-augmented work is an understatement. In our opinion, AI-augmentation will continue to radically transform the nature of education and work. In the context of developing the ChatSQC app, for example, we learned of several rapid AI integrations. Stack Overflow has introduced generative AI into their public platform, Stack OverflowAI (Chandrasekar 2023), which includes enhanced search, and integration with Salesforce’s Slack platform and Microsoft’s Visual Studio Integrated Development Environment (IDE). We used the LangChain framework to develop our ChatSQC app. During the development of the ChatSQC app, the LangChain documentation added enhanced search capability through the commercially available Mendable product (<https://www.mendable.ai/>). Mendable employs LLM search capability specifically trained on websites, customer support documentation, sales information, and many other sources.

These are just a few examples of how generative AI technology is rapidly changing the management and procurement of knowledge. As with any new technology, there are many open challenges, risks, and potentials for exploitation. Currently many are simply exploring the utility and ethical use of such systems. For example, Bender et al. (2021) discussed the benefits, and risks, and questioned the necessity of such models. Mitchell (2023) in their *Science* expert voices article states “The assumptions that we make for humans—that they cannot memorize vast collections of text related to test questions, and when they answer questions correctly, they will be able to generalize that understanding to new situations—are not yet appropriate for AI systems.” Others believe that LLMs have the capability to not only parrot responses but to actually understand the world. For example, with the development of Othello-GPT (Li et al. 2023), the authors showed that LLMs are not just “stochastic parrots” (Bender et al. 2021); instead, LLMs can create a correct model related to the Othello game by being trained on the moves and not the rules of the game. Some experts, including Andrew Ng and Geoff Hinton, agree that LLMs have the capability of some level of understanding (Ng and Hinton 2023).

Our work on this paper and app arose from a conversation among colleagues on the potential power of generative AI in the field of SQC **if the model is grounded in accurate and reliable content**. The Alpha version of ChatSQC is our first attempt at introducing a specifically grounded generative AI chatbot that can broaden the exposure of sound SQC resources to a larger community. By providing a dedicated web platform along with the code used to generate the app, we aim to encourage others in the SQC community to contribute to the training content of ChatSQC. We believe that ChatSQC is a clear testament to the transformative potential of generative AI in our community, and we hope to spur advancement in the integration of SQC knowledge and AI technology.

References

- Ahady Dolatsara, H., Chen, Y.-J., Leonard, R. D., Megahed, F. M., and Jones-Farmer, L. A. (2023). Explaining predictive model performance: An experimental study of data preparation and model choice. *Big Data*, 11(3):199–214.
- Anand, Y., Nussbaum, Z., Duderstadt, B., Schmidt, B., and Mulyar, A. (2023). GPT4All: Training an assistant-style chatbot with large scale data distillation from GPT-3.5-Turbo. <https://github.com/nomic-ai/gpt4all>.
- Bender, E. M., Gebru, T., McMillan-Major, A., and Shmitchell, S. (2021). On the dangers of stochastic parrots: Can language models be too big? In *Proceedings of the 2021 ACM Conference on Fairness, Accountability, and Transparency*, FAccT ’21, page 610–623, New York, NY, USA. Association for Computing Machinery.
- Bowman, S. R. (2023). Eight things to know about large language models. *arXiv preprint 2304.00612v1*.
- Chandrasekar, P. (2023). Announcing OverflowAI - stack overflow. <https://stackoverflow.blog/2023/07/27/announcing-overflowai/>. Last accessed on 2023-07-28.
- Chen, L., Zaharia, M., and Zou, J. (2023). How is ChatGPT’s behavior changing over time? *arXiv preprint arXiv:2307.09009v1*.

- Chen, M., Tworek, J., Jun, H., Yuan, Q., Pinto, H. P. d. O., Kaplan, J., Edwards, H., Burda, Y., Joseph, N., Brockman, G., et al. (2021). Evaluating large language models trained on code. *arXiv preprint arXiv:2107.03374v2*.
- Chui, M., Hazan, E., Roberts, R., Singla, A., Smaje, K., Sukharevsky, A., Yee, L., and Zimmel, R. (2023). The economic potential of generative AI: The next productivity frontier. Technical report, McKinsey & Company. Last accessed on 2023-07-10.
- Ding, J., Ma, S., Dong, L., Zhang, X., Huang, S., Wang, W., and Wei, F. (2023). LongNet: scaling transformers to 1,000,000,000 tokens. *arXiv preprint arXiv:2307.02486v2*.
- Ellis, A. R. and Slade, E. (2023). A new era of learning: Considerations for ChatGPT as a tool to enhance statistics and data science education. *Journal of Statistics and Data Science Education*, just-accepted:1–10.
- Goldman Sachs (2023). Generative AI could raise global GDP by 7%. <https://www.goldmansachs.com/intelligence/pages/generative-ai-could-raise-global-gdp-by-7-percent.html>. Last accessed on 2023-07-10.
- Health-Europe, T. L. R. (2023). Embracing generative ai in health care. *The Lancet Regional Health-Europe*, 30.
- Kalliamvakou, E. (2022). Research: quantifying GitHub Copilot’s impact on developer productivity and happiness. <https://github.blog/2022-09-07-research-quantifying-github-copilots-impact-on-developer-productivity-and-happiness/>. Last accessed on 2023-07-10.
- Knoth, S., Saleh, N. A., Mahmoud, M. A., Woodall, W. H., and Tercero-Gómez, V. G. (2023). A critique of a variety of “memory-based” process monitoring methods. *Journal of Quality Technology*, 55(1):18–42.
- Kulal, S., Pasupat, P., Chandra, K., Lee, M., Padon, O., Aiken, A., and Liang, P. S. (2019). SPoC: Search-based pseudocode to code. In Wallach, H., Larochelle, H., Beygelzimer, A., d’Alché-Buc, F., Fox, E., and Garnett, R., editors, *Advances in Neural Information Processing Systems*, volume 32. Curran Associates, Inc.
- LangChain (2023a). Getting started: Vector stores. https://js.langchain.com/docs/modules/indexes/vector_stores/. Last accessed on 2023-07-15.
- LangChain (2023b). Text embedding models. https://js.langchain.com/docs/modules/data_connection/text_embedding/. Last accessed on 2023-07-15.
- LangChain (2023c). URL — LangChain. https://python.langchain.com/docs/modules/data_connection/document_loaders/integrations/url. Last accessed on 2023-07-15.
- Li, K., Hopkins, A. K., Bau, D., Viégas, F., Pfister, H., and Wattenberg, M. (2023). Emergent world representations: Exploring a sequence model trained on a synthetic task. *arXiv preprint arXiv: 2210.13382v4*.
- Megahed, F. M., Chen, Y.-J., Ferris, J. A., Knoth, S., and Jones-Farmer, L. A. (2023). How generative AI models such as ChatGPT can be (mis)used in SPC practice, education, and research? An exploratory study. *Quality Engineering*, pages 1–29.
- Mitchell, M. (2023). How do we know how smart ai systems are? *Science*, 381(6654):adj5957.
- Mollick, E. and Mollick, L. (2023). Assigning AI: Seven approaches for students, with prompts. *arXiv preprint arXiv:2306.10052v1*.
- Ng, A. and Hinton, G. (2023). A conversation about AI and catastrophic risks. LinkedIn Video, available at: <https://www.linkedin.com/posts/andrewyng-had-an-insightful-conversation-with-geoff-activity-7073688821803978752-D09h/>. Accessed: 2023-8-10.
- NIST (2021). Copyrights — NIST. National Institute of Standards and Technology. U.S. Department of Commerce. <https://www.nist.gov/oism/copyrights>. Last accessed on 2023-07-25.
- NIST/SEMATECH (2022). NIST/SEMATECH e-handbook of statistical methods. National Institute of Standards and Technology. U.S. Department of Commerce. <https://www.itl.nist.gov/div898/handbook/index.htm>. Last accessed on 2023-07-25.
- OpenAI (2023a). API data usage policies. <https://openai.com/policies/api-data-usage-policies>. Last accessed on 2023-07-21.
- OpenAI (2023b). Embeddings - OpenAI API platform. <https://platform.openai.com/docs/guides/embeddings/what-are-embeddings>. Last accessed on 2023-07-15.
- OpenAI (2023c). GPT-4 technical report. *arXiv preprint arXiv:2303.08774v3*.
- Peng, S., Kalliamvakou, E., Cihon, P., and Demirer, M. (2023). The impact of AI on developer productivity: Evidence from GitHub Copilot. *arXiv preprint arXiv:2302.06590v1*.
- Richardson, L. (2023). Beautiful soup documentation - beautiful soup 4.12.0 documentation. <https://www.crummy.com/software/BeautifulSoup/bs4/doc/>.
- Shmueli, G., Maria Colosimo, B., Martens, D., Padman, R., Saar-Tsechansky, M., R. Liu Sheng, O., Street, W. N., and Tsui, K.-L. (2023). How can IJDS authors, reviewers, and editors use (and misuse) generative AI? *INFORMS Journal on Data Science*.
- Singhal, K., Azizi, S., Tu, T., Mahdavi, S. S., Wei, J., Chung, H. W., Scales, N., Tanwani, A., Cole-Lewis, H., Pfohl, S., et al. (2023). Large language models encode clinical knowledge. *Nature*, pages 1–9.
- Touvron, H., Martin, L., Stone, K., Albert, P., Almahairi, A., Babaei, Y., Bashlykov, N., Batra, S., et al. (2023). Llama 2: Open foundation and fine-tuned chat models. Facebook AI Research. Preprint available at: https://scontent.fosu2-1.fna.fbcdn.net/v/t39.2365-6/10000000.662098952474184_2584067087619170692_n.pdf?_nc_cat=105&ccb=1-7&_nc_sid=3c67a6&_nc_ohc=RYfzDCymkuYAX84NKMl&_nc_ht=scontent.fosu2-1.fna&oh=00_AfCUMCHqcqUPVZD2w8TX8zdEtMj7Zy3M7n5Z.pwUZGfgBA&oe=64C0613F. Available on July 18, 2023 and accessed on July 20, 2023.

- Vaghefi, S. A., Wang, Q., Muccione, V., Ni, J., Kraus, M., Bingler, J., Schimanski, T., Colesanti-Senni, C., Webersinke, N., Huggel, C., et al. (2023). chatClimate: Grounding conversational AI in climate science. *arXiv preprint arXiv:2304.05510v2*.
- Wang, H., Fu, T., Du, Y., Gao, W., Huang, K., Liu, Z., Chandak, P., Liu, S., Van Katwyk, P., Deac, A., et al. (2023). Scientific discovery in the age of artificial intelligence. *Nature*, 620(7972):47–60.
- World Bank (2023). GDP (current US \$). World Bank Open Data, available at <https://data.worldbank.org/indicator/NY.GDP.MKTP.CD>. last accessed on 2023-07-10.
- Wu, S., Irsoy, O., Lu, S., Dabrovolski, V., Dredze, M., Gehrmann, S., Kambadur, P., Rosenberg, D., and Mann, G. (2023). BloombergGPT: A large language model for finance. *arXiv preprint arXiv:2303.17564v2*.

A Appendix

A.1 Code and GitHub Repository

To encourage extensions to our app, we made the code used for the app publicly available on GitHub with an MIT license. Our GitHub repository can be accessed at <https://github.com/fmegahed/chatsqc>; it contains the code used to scrape and preprocess our reference material and the Python code for the chatbot’s graphical user interface along with the CSS styling files. It is important to note that we do not provide our OpenAI API key on the GitHub repo and that people interested in running our app (locally) or extending it should obtain an API key from <https://platform.openai.com/account/api-keys>. Our chatsqc.py file assumes that there is an “.env” file, which contains a variable called OPENAI_API_KEY, where you can assign your actual API Key as: OPENAI_API_KEY=sk-mo9KXYZfk7pvRnIcdZzPFU8WlzuJB1EFLmihGYop4YZnTjk. Note that this is a dummy API key, where we have maintained the format of the real key, but it should not have any real functionality or access permissions. Please refer to our Repo’s <https://github.com/fmegahed/chatsqc/#readme> for more details.

A.2 Materials for Interactive Verification

In the spirit of scientific rigor and transparency, we present in this section an approach tailored to bridge the inherent limitations of repeatability associated with Large Language Model (LLM) experimentation. In an effort to navigate the unique challenges posed by these models, we have compiled a suite of comprehensive visual materials that serve to validate our research findings and provide a tangible record of our methodology. We have designated this subsection as “Interactive Verification”, which we encourage other researchers to use as a guide for their future submissions of LLM-related research papers. It contains videos and images documenting every interaction we have conducted with the LLM. In doing so, our objective is to provide a visually verifiable trail, to encourage scrutiny, promote transparency, and stimulate further discourse in this dynamic field of research. In this light, we invite our peers to review this evidence, observe the LLM in operation, and draw their own conclusions based on the empirical data presented below.

- **CSV file of accuracy ratings:** <https://github.com/fmegahed/chatsqc/blob/main/accuracy%20experiments/rating-accuracy.csv>
- **ChatSQC screenshots:** We provide screenshots of the prompts and their responses at: https://github.com/fmegahed/chatsqc/tree/main/accuracy%20experiments/ChatSQC_screenshot
- **GPT-3.5 screenshots:** We provide screenshots of the prompts and their responses at: <https://github.com/fmegahed/chatsqc/tree/main/accuracy%20experiments/GPT-3.5%20screenshots>
- **GPT-4 screenshots:** We provide screenshots of the prompts and their responses at: <https://github.com/fmegahed/chatsqc/tree/main/accuracy%20experiments/GPT-4%20screenshots>