

Performance Analysis of Finite Blocklength Transmissions Over Wiretap Fading Channels: An Average Information Leakage Perspective

Milad Tatar Mamaghani¹, Member, IEEE, Xiangyun Zhou², Fellow, IEEE, Nan Yang³, Senior Member, IEEE, A. Lee Swindlehurst⁴, Fellow, IEEE, and H. Vincent Poor⁵, Life Fellow, IEEE

Abstract—Physical-layer security (PLS) is a promising technique to complement communication security in beyond-5G wireless networks. However, PLS developments in current research are often based on the ideal assumption of infinite coding blocklengths or perfect knowledge of the wiretap link’s channel state information (CSI). In this work, we study the performance of finite blocklength (FBL) transmissions using a new secrecy metric — the average information leakage (AIL). We evaluate the exact and approximate AIL with arbitrary signaling and fading channels, assuming that the eavesdropper’s instantaneous CSI is unknown. We then conduct case studies that use artificial noise (AN) beamforming to thoroughly analyze the AIL in both Rayleigh and Rician fading channels. The accuracy of the analytical expressions is verified through extensive simulations, and various insights regarding the impact of key system parameters on the AIL are obtained. Particularly, our results reveal that allowing a small level of AIL can potentially lead to significant reliability improvements. To improve the system performance, we formulate and solve an average secrecy throughput (AST) optimization problem via both non-adaptive and adaptive design strategies. Our findings highlight the significance of blocklength design and AN power allocation, as well as the impact of their trade-off on the AST.

Index Terms—Beyond-5G communications, physical-layer security, finite blocklength, performance analysis, optimization.

I. INTRODUCTION

RECENTLY, there has been significant interest in new ways of providing communication security, particularly at the physical layer. Unlike traditional security methods that rely solely on cryptographic algorithms at higher layers of the protocol stack, physical-layer security (PLS) strategies take advantage of the characteristics and inherent randomness of the physical transmission medium itself such as channel impairments, noise, and smart signaling to protect the confidentiality and integrity of wireless transmissions [1]. PLS can improve wireless communication secrecy by providing an extra layer of resistance against attacks, reducing the reliance on key-based encipherment, and eliminating the need for complex key-exchange protocols. This is particularly important considering the resource restrictions of communication nodes in the Internet of Things (IoT) [2]–[4]. The development of conventional PLS technologies has typically relied on the concept of secrecy capacity, which refers to the maximum achievable secrecy rate that guarantees both reliability and

confidentiality over a wiretap channel. Wyner in his seminal work [5] established that by employing appropriate secrecy coding techniques, such as wiretap coding, it is possible to minimize the error probability and information leakage to an arbitrarily low level. This goal is achieved by selecting a data rate below the secrecy capacity and mapping information to asymptotically long codewords that approach infinity in length.

Nevertheless, emerging scenarios in beyond-5G wireless systems such as massive machine-type communication (mMTC) and ultra-reliable low-latency communication (uRLLC) are expected to support new types of data traffic characterized by finite blocklength (FBL) packets. Notably, the size of FBL packets can potentially be as little as tens of bytes compared to several kilobytes in conventional communication systems, to satisfy the broader communication requirements of diversified applications such as the Internet of Vehicles (IoV) and the Industrial Internet of Things (IIoT) [6]–[9]. While leveraging FBL communication minimizes end-to-end transmission latency due to reduced transmission blocklengths or the number of channel uses, it generally comes with a severe reduction in channel coding gain, making it challenging to ensure communication reliability. Furthermore, security issues impose imperative challenges in FBL communication. However, traditional PLS schemes (e.g., see [10]–[12] and references therein) are no longer applicable to FBL communication scenarios or lead to significantly sub-optimal designs, due to the assumption of codewords with infinite blocklength (IBL). Thus, FBL transmission has a detrimental impact on both reliability and security, and it is of critical importance to carefully understand and design PLS schemes for the FBL regime.

A. Related Works and Motivation

Some recent work has been conducted on quantifying the channel coding rate of FBL communication systems from an information-theoretic perspective. Polyanskiy *et al.* in [13] investigated the maximal channel coding rate attainable for a given blocklength and the decoding error probability for general classes of communication channels in the FBL regime. This work motivated the research community to further explore the characterization of non-asymptotic achievable rate regions in different scenarios and determine the practical impacts of wireless FBL communication. In [14], the authors studied the effects of the non-asymptotic coding rate for fading

This work was supported by the Australian Research Council’s Discovery Projects funding scheme (project number DP220101318).

channels with no channel state information (CSI) at the transmitter, and then analyzed the good-put and energy efficiency over additive white Gaussian noise (AWGN) channels. The authors in [15] examined the average block error rate for an unmanned aerial vehicle (UAV)-assisted communication system operating in the FBL regime over Rician fading channels, and formulated a blocklength minimization problem with reliability constraints for the considered system. However, it is crucial to highlight that the aforementioned studies have not addressed the important issue of confidentiality in FBL communication, where sensitive information must often be transmitted [16].

Researchers have recently studied various FBL communication systems from the perspective of PLS while adopting different security strategies. The authors in [17] compared secure transmission rates in FBL communication with queuing delay requirements under different CSI assumptions, and found that having perfect knowledge of the instantaneous CSI of the eavesdropper only provides a marginal gain in the secrecy rate for the high signal-to-noise ratio (SNR) regime. The authors in [18] studied secure FBL communication for mission-critical IoT applications with an external eavesdropper, proposed an analytical framework to approximate the average achievable secrecy throughput with FBL coding, and determined the optimal blocklength for maximizing the secrecy throughput. In [19], a resource allocation problem for secure delay-intolerant communication systems with FBL was studied, and the authors optimized both the channel bandwidth allocation to minimize power consumption while maintaining certain communication requirements. The authors in [20] investigated the secrecy performance of cognitive IoT with low-latency requirements and security demands, addressing the spectrum scarcity problem. Specifically, they derived closed-form approximations for the secrecy throughput and investigated its impact on transmission delay and reliability. The studies [21] and [22] explored designing UAV-enabled secure communication systems with FBL to improve the average secrecy rate performance while meeting security and reliability requirements. In [23], the authors presented an analytical framework to approximate the average secrecy throughput with FBL, based on an outage probability defined according to simultaneously establishing the reliability and secrecy of FBL transmission. Despite the merits of these studies, the secrecy performance of FBL transmissions over fading channels based on the information leakage metric has been less studied in the literature, and most prior work has regarded it as a preset value that indicates the specified level of secrecy. However, in fading channels where the instantaneous CSI of the eavesdropper's channel is often unknown, legitimate users do not have direct control over the amount of information leakage, which is essentially a random quantity depending on the eavesdropper's channel variation. Therefore, this paper is motivated by the need for a statistical measure of information leakage in the FBL regime.

B. Contributions

To the best of the authors' knowledge, this is the first study which lays a foundation for secure communication in the FBL

regime over *fading channels* from the viewpoint of information leakage. The three-fold contributions of this study are detailed below.

- We explore *average information leakage* (AIL), a new measure of secrecy performance, in a multi-antenna wiretap communication system operating in the FBL regime. Assuming the instantaneous CSI of the eavesdropper's channel is unavailable, we establish a simple statistical relationship between the conventional secrecy outage probability widely used in the IBL regime and the variational distance-based information leakage formulation in the FBL regime. This relationship reveals the inherent connections between these two security-oriented performance formulations.
- We develop a generalized framework to evaluate the exact and approximate AIL performance over arbitrary fading channels with arbitrary beamforming, and then perform case studies with an artificial noise (AN) beamforming strategy over both Rayleigh and Rician fading channels to carefully analyze the AIL, where closed-form expressions are obtained. Using extensive simulations, we confirm the accuracy of the theoretical results and explore the impact of various key system parameters. Specifically, our findings demonstrate that permitting a small amount of AIL can significantly enhance reliability.
- Based on the analytical results, we formulate a design problem to maximize the average secrecy throughput using FBL transmission and we then optimize both the coding blocklength and power allocation using adaptive and non-adaptive schemes. In particular, for the non-adaptive scheme, we find that as the number of information bits increases, the optimal blocklength tends to grow linearly while less transmit power is generally allocated to AN signals to improve the overall AST.

C. Organization and Notation

The remainder of this paper is organized as follows. Section II introduces the system model and assumptions followed by the representation of the secrecy rate formulation in the FBL regime. In Section III, we develop a generalized framework for analyzing the secrecy performance of the system in terms of the AIL. Section IV examines case studies and derives closed-form expressions for the AIL performance. Next, we formulate a design problem and provide solutions in Section V to find key system parameters that lead to improvement in the secure transmission performance. Simulation results and technical discussions are presented in Section VI. Finally, conclusions are drawn in Section VII.

Notation: The following notation is used throughout the paper: $\mathcal{CN}(\mu, \sigma^2)$ denotes a circularly symmetric complex normal distribution with mean μ and variance σ^2 . In addition, $\mathbb{E}\{X\}$ and $\mathbb{V}\{X\}$ denote the expectation and variance of the random variable (r.v.) X , respectively. Further, $f_X(\cdot)$ and $F_X(\cdot)$ represent the probability density function (PDF) and the cumulative distribution function (CDF) of the r.v. X , respectively. The operator $\lceil a \rceil$ indicates the smallest integer larger than or equal to a , while $\|\cdot\|$, $|\cdot|$, $(\cdot)^\dagger$ denote the Euclidean norm,

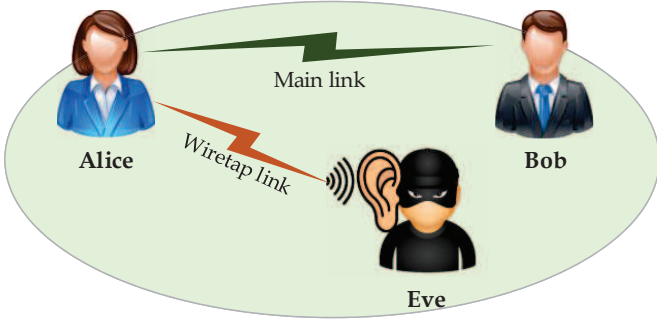


Fig. 1: System model for typical wiretap FBL communication in IoT networks.

absolute value, and conjugate transpose, respectively. The real and imaginary parts of a variable x are denoted respectively as $\Re(x)$ and $\Im(x)$, and j indicates the imaginary unit with $j^2 = -1$. Moreover, \mathbb{C} , \mathbb{R}^+ , and \mathbb{Z}^+ represent the sets of complex numbers, nonnegative real numbers, and nonnegative integer-valued numbers, respectively. Finally, \mathbf{I}_k denotes the identity matrix of size k .

II. SYSTEM MODEL

We consider a secure downlink IoT communication system, as depicted in Fig. 1, where a multi-antenna access point (Alice) serves an intended IoT device (Bob) through confidential FBL transmissions in the presence of a passive eavesdropper (Eve), who attempts to wiretap the ongoing legitimate communication. We assume that Alice is equipped with k antennas, while both Bob and Eve have a single antenna, which forms a typical multiple-input single-output (MISO) scenario in IoT downlink applications.

In this work, we assume quasi-static block fading channels, where the channel coefficients remain unchanged over the duration of one FBL packet within the channel coherence time, and are independent and identically distributed (i.i.d.) among different packets. Thus, we represent the reciprocal Alice-Bob channel (i.e., main link) and Alice-Eve channel (i.e., wiretap link) by complex-valued channel vectors $\mathbf{g}_b \in \mathbb{C}^{1 \times k}$ and $\mathbf{g}_e \in \mathbb{C}^{1 \times k}$, where subscripts b and e refer to Bob and Eve, respectively. Notice that \mathbf{g}_r , $r \in \{b, e\}$, encapsulates both large-scale channel attenuation in terms of distance-dependent path loss and small-scale fading because of multipath propagation. As a result, we have

$$\mathbf{g}_r = \sqrt{\beta_r} \mathbf{h}_r, \quad r \in \{b, e\} \quad (1)$$

where $\beta_r = \beta_0 d_r^{-\eta}$ accounts for large-scale attenuation with β_0 , d_r , η respectively indicating the channel power gain at the reference distance 1m, the distance between Alice and receiver r , and the environmental path loss exponent. Furthermore, $\mathbf{h}_r \in \mathbb{C}^{1 \times k}$, indicating the small-scale fading component, is a complex-valued normal random vector, whose entries have magnitudes that follow a normalized arbitrary fading distribution such as Rayleigh, Rician, etc., depending on the propagation environment.

We assume that the CSI for the main link is perfectly known; thus, Alice knows \mathbf{h}_b and Bob is aware of his own CSI through channel training and reciprocity. We further

assume that Eve can obtain her instantaneous CSI, however only statistical CSI for the wiretap link is available at the legitimate parties. Accordingly, the multi-antenna transmitter Alice should leverage an appropriate beamforming technique to combat eavesdropping and improve the confidentiality of the communication. Thus, we assume that Alice generates the unit-power transmit signal vector \mathbf{x} such that $\mathbb{E}\{\|\mathbf{x}\|^2\} = 1$, having applied an appropriate precoding strategy over the information-bearing signal s . Then, she sends the resultant $k \times 1$ signal \mathbf{x} with a fixed transmit power P over the fading channel \mathbf{g}_r . Accordingly, the received signal at node r for one channel use can be written as

$$y_r = \sqrt{P} \mathbf{g}_r \mathbf{x} + \xi_r, \quad r \in \{b, e\} \quad (2)$$

where $\xi_r \sim \mathcal{CN}(0, \sigma^2)$ accounts for the AWGN at node r . In the sequel, we denote the received signal-to-noise ratio (SNR) at the intended node r as γ_r , where $r \in \{b, e\}$. Furthermore, the ratio $\frac{P}{\sigma^2} \triangleq \rho$ is referred to as the *transmit SNR*.

A. Secure FBL communication

The secrecy performance of wiretap systems has conventionally been evaluated according to Shannon's secrecy capacity criteria achieved by Wyner's wiretap coding in an IBL regime, where Bob can reliably recover the confidential message transmitted by Alice in a perfectly reliable manner, provided that the transmission codeword rate R_b (i.e., the transmission rate of both the intended confidential information and the additional redundant component) is not larger than the main channel capacity C_b , i.e., $R_b \leq C_b$. Recall that wiretap coset coding involves two rate parameters, namely the codeword rate R_b and the secrecy rate R_s (i.e., the rate of transmission of the intended confidential information), both of which can be designed to establish a positive rate difference or the so-called rate redundancy $R_e = R_b - R_s$, which reflects the cost of securing confidential message transmission against eavesdropping.

One key feature of wiretap coding is the asymptotic perfect secrecy condition, i.e., given the availability of global CSI, zero information leakage is guaranteed asymptotically in an information-theoretic sense (regardless of Eve's computing power) as the coding blocklength approaches infinity. Nonetheless, when Eve's channel is not completely known, as assumed in this work, perfect secrecy is not always attainable and a secrecy outage may occur. Specifically, in an IBL regime, given knowledge of the main channel's CSI, the codeword rate R_b can be set arbitrarily close to C_b to ensure the maximum rate of transmission while not resulting in any decoding error at Bob. Thus, owing to the assumption that Eve's CSI is unknown to Alice and Bob, a secrecy outage event happens when the redundancy rate R_e falls below the wiretap channel capacity C_e , i.e., $R_e < C_e$. Note that a secrecy outage is treated as a failure to achieve the asymptotic perfect secrecy in the IBL regime.

On the other hand, in the FBL regime, both a decoding error at Bob and information leakage to Eve may occur, leading to a further loss of communication reliability and secrecy

compared to the IBL regime. In light of this, the secrecy capacity of Alice's FBL transmission (or the so-called maximum achievable secrecy rate) of a message $W \in \mathcal{M} \triangleq \{1, \dots, M\}$ with $m = \log_2 M$ bits conveyed over a blocklength N can be mathematically defined as the maximal rate $\frac{m}{N}$ in bits-per-channel-use (bpcu), where a secrecy code $(m, N, \varepsilon, \delta)$ exists as

$$R_s^* \triangleq \sup \left\{ \frac{m}{N} : \exists (m, N, \varepsilon, \delta) \text{ secrecy code} \right\}. \quad (3)$$

Note that the FBL secrecy rate given by (3) incorporates both Bob's desired decoding error probability, characterized by ε , and Eve's information leakage, characterized by δ ¹. We stress that calculating the precise secrecy capacity of FBL transmissions using (3) is quite challenging. To tackle this challenge, [24] established a tight approximation for R_s^* as

$$R_s^* \approx \left[C_s(\gamma_b, \gamma_e) - \sqrt{\frac{V_b}{N}} Q^{-1}(\varepsilon) - \sqrt{\frac{V_e}{N}} Q^{-1}(\delta) \right]^+, \quad (4)$$

where $[x]^+ = \max\{x, 0\}$ and $Q^{-1}(x)$ is the inverse Gaussian Q-function defined as $Q(x) = \int_x^\infty \frac{1}{\sqrt{2\pi}} e^{-\frac{r^2}{2}} dr$, and C_s is the secrecy capacity under the IBL regime given by

$$C_s(\gamma_b, \gamma_e) = \log_2(1 + \gamma_b) - \log_2(1 + \gamma_e). \quad (5)$$

The quantities V_b and V_e in (4) represent the stochastic variation of Bob and Eve's channels, respectively, which can be expressed mathematically as

$$V_r = \log_2^2 e \frac{\gamma_r(\gamma_r + 2)}{(\gamma_r + 1)^2}, \quad r \in \{b, e\} \quad (6)$$

Remark 1. Note that the penalty terms in R_s^* are inversely proportional to \sqrt{N} in (4), which indicates that R_s^* asymptotically coincides with the IBL secrecy capacity C_s as N approaches infinity.

III. SECRECY PERFORMANCE

Our research focuses on the ergodic-based secrecy performance of FBL transmissions using the metric of information leakage, which is not well understood in the existing literature. Moreover, we aim to extend the fundamental results in [24] by considering fading channels without knowledge of the instantaneous CSI of Eve's channel. Additionally, it is desirable to establish a simple and intuitive relationship in a statistical sense between the secrecy outage formulation widely used in the IBL regime and the variational distance-based information leakage formulation in the FBL regime. Our objective is to use this relationship to guide or at least simplify secure communication design in the FBL regime when dealing with fading channels.

¹This information leakage quantity is indeed a statistical measure of confidential information leakage based on the measure of total variation distance [24]. While δ can theoretically range from 0 to 1, a smaller value will provide a stricter level of secrecy. Thus, in practice, this quantity should be well below 0.1 for acceptable secrecy performance, despite being directly uncontrollable, particularly in scenarios with stochastic fading channels.

A. Average Information Leakage

Let us consider that Alice sends m confidential information bits over N channel uses in each FBL transmission. Thus, the secrecy rate of the FBL transmission can be denoted by $R_s = \frac{m}{N}$, where the blocklength N should be appropriately determined. Note that if the quality of the main channel is extremely low or the adopted secrecy rate R_s is greater than the FBL secrecy capacity R_s^* , then an outage event would occur such that the desired secrecy and reliability performance for FBL transmission in terms of (ε, δ) could not be guaranteed. Thus, in order to meet certain secrecy and reliability requirements during the transmission period, an on-off transmission policy is generally necessary to ensure that transmission takes place only when the main channel gain $\|\mathbf{h}_b\|^2$ is sufficiently strong, leading to an actual transmission; otherwise, Alice does not transmit². In the case of no transmission, the information leakage to Eve is simply set to zero due to a lack of transmission. Henceforth, we assume that Alice does transmit and transmission occurs at a rate of R_s .

In this work, we assume that Alice only knows the instantaneous CSI of Bob's channel but not that of Eve, which implies that the legitimate users have the ability to control/constrain the reliability performance (ε) but not the secrecy performance (δ). Accordingly, we only set a requirement on reliability (i.e., ε is fixed and known) and aim to determine the best secrecy performance that can be attained. To meet this aim, we set $R_s = R_s^*$, where R_s^* is the achievable FBL secrecy rate given by (4) and then obtain the resulting information leakage δ , which can be characterized as

$$\delta = Q \left(\sqrt{\frac{N}{V_e}} \left[C_s(\gamma_b, \gamma_e) - \sqrt{\frac{V_b}{N}} Q^{-1}(\varepsilon) - \frac{m}{N} \right] \right). \quad (7)$$

By doing so, we obtain the amount of information leakage that would occur given the best possible coding strategy for transmitting the confidential information at the rate of R_s with Bob's decoding error probability equal to ε . According to (7), it is evident that δ is a random quantity determined by the instantaneous SNR γ_e of Eve's channel. We note that the sign of the argument of the Gaussian Q-function given by (7) should be positive; otherwise, we have $\delta \geq 0.5$, which would greatly compromise the secrecy. Furthermore, since δ given in (7) is conditioned on stochastic channel realizations of Eve and only statistical information about Eve's channel is assumed to be available, we average the information leakage δ over all the realizations of γ_e as

$$\begin{aligned} \bar{\delta} &= \mathbb{E}\{\delta | \mathbf{h}_b\} \\ &= \int_{\mathbb{R}^+} Q \left(\sqrt{\frac{N}{V_e(x)}} \left[\log_2 \left(\frac{1 + \gamma_b}{1 + x} \right) - R_0 \right] \right) f_{\gamma_e}(x) dx, \quad (8) \end{aligned}$$

where $V_e(x) = \log_2^2 e \frac{x(x+2)}{(x+1)^2}$ and $R_0 \triangleq \sqrt{\frac{V_b}{N}} Q^{-1}(\varepsilon) + \frac{m}{N}$.

²Note that an on-off threshold scheme may also consider the quality of Eve's channel [25]. For example, if the channel gain between Alice and Eve is strong, sending a message could greatly increase the likelihood of confidential information being leaked to Eve. However, as assumed in this work for a passive eavesdropping scenario, Alice does not have knowledge of γ_e , and thus she conducts FBL transmission solely based upon the feedback received from Bob.

It is very difficult to obtain a closed-form expression for (8) due to the integration over the complicated composite Gaussian Q-function. In Proposition 1, we derive an approximate expression for (8) using the Laplace's Approximation Theorem [26].

Proposition 1. *The average information leakage (AIL) $\bar{\delta}$ for the considered wiretap channel can be approximately calculated as*

$$\bar{\delta} \approx 1 - F_{\gamma_e}(x_0), \quad (9)$$

where $F_{\gamma_e}(\cdot)$ is the CDF of γ_e , and x_0 is defined for $x_0 \geq 0$ as

$$x_0 = \frac{1 + \gamma_b}{2^{R_0}} - 1. \quad (10)$$

Proof. To commence the proof, we rewrite (8) equivalently as

$$\begin{aligned} \bar{\delta} &= \int_{\mathbb{R}^+} [1 - F_{\gamma_e}(x)] \\ &\quad \times \frac{\partial}{\partial x} Q \left(\sqrt{\frac{N}{V_e(x)}} \left[\log_2 \left(\frac{1 + \gamma_b}{1 + x} \right) - R_0 \right] \right) dx, \end{aligned} \quad (11)$$

where (11) is obtained following the law of integration by parts. Now, keeping in mind that the first-order derivative of the Q-function is $\frac{\partial Q(x)}{\partial x} = -\frac{1}{\sqrt{2\pi}} \exp\left(-\frac{x^2}{2}\right)$, we apply the chain rule to analytically calculate the derivative of the composite Q-function inside the integration, resulting in

$$\bar{\delta} = \int_{\mathbb{R}^+} \Psi(x) e^{-N\Xi(x)} dx, \quad (12)$$

where the functions $\Psi(x)$ and $\Xi(x)$ are defined respectively as

$$\Psi(x) = \sqrt{\frac{N}{\pi x(x+2)}} \left(1 + \frac{\log_2 \left(\frac{1 + \gamma_b}{1 + x} \right) - R_0}{x(x+2) \log_2 e} \right) [1 - F_{\gamma_e}(x)]$$

and

$$\Xi(x) = \frac{\left(\log_2 \left(\frac{1 + \gamma_b}{1 + x} \right) - R_0 \right)^2}{2V_e(x)}.$$

We note that $\Psi(x)$ is a smooth function, $\Xi(x)$ is a twice-differentiable function, and it is not difficult to show that its global minimum occurs at x_0 . Thus, since all the required conditions are satisfied, the Laplace/saddle-point approximation is utilized to approximately calculate (12) as

$$\bar{\delta} \approx e^{-N\Xi(x_0)} \Psi(x_0) \sqrt{\frac{2\pi}{N\Xi''(x_0)}}. \quad (13)$$

Finally, computing the values of the functions in (13) at x_0 , i.e., $\Xi(x_0) = 0$, $\Psi(x_0) = \sqrt{\frac{N}{\pi x_0(x_0+2)}} [1 - F_{\gamma_e}(x_0)]$, and $\Xi''(x_0) = \frac{2}{x_0(x_0+2)}$, we obtain after some simplification the approximate AIL expression given by (9). ■

Remark 2. *Note that the AIL approximation derived in this work is general and applicable to any precoding strategy Alice adopts, regardless of the fading channel model.*

B. Secrecy Outage vs. Average Information Leakage

Recall that a secrecy outage event in the conventional IBL regime occurs when the capacity of the wiretap link C_e is larger than the redundancy rate R_e . Accordingly, the secrecy outage probability (SOP) is generally formulated as

$$\begin{aligned} P_{so} &= \mathbb{P}\{C_e > R_e\} = 1 - \mathbb{P}\{C_e \leq R_e\}, \\ &= 1 - F_{\gamma_e}(2^{R_e} - 1). \end{aligned} \quad (14)$$

It is evident that (9) with (14), are identical for a particular choice of redundancy rate. This provides a compelling link between the well-known SOP in the IBL regime and the AIL in the FBL regime, leading to the following important corollary.

Corollary 1. *The Laplace/saddle-point approximation of the AIL in the FBL regime given in Proposition 1 is equivalent to the SOP in the IBL regime given by (14) when setting the redundancy rate $R_e = \log_2(1 + \gamma_b) - \sqrt{\frac{V_e}{N}} Q^{-1}(\epsilon) - \frac{m}{N}$.*

IV. PERFORMANCE ANALYSIS: CASE STUDIES

This section is devoted to performing case studies to characterize AIL under some specific signaling schemes and fading channels. In particular, we carefully analyze the AIL for artificial noise (AN) beamforming over both Rayleigh and Rician fading channels. In doing so, we aim to obtain further insights into the FBL scenario, verify the accuracy of the approximate results derived in Proposition 1 for the AIL, and finally enable the design of key system parameters for secrecy performance improvement.

We assume that Alice adopts an AN beamforming strategy for her sporadic secure FBL communication, wherein she transmits the information signal s in conjunction with a $1 \times (k-1)$ AN signal vector \mathbf{v} such that $\mathbf{v} \sim \mathcal{CN}(\mathbf{0}, \mathbf{I}_{k-1})$ to confuse Eve and effectively combat eavesdropping [27]. In particular, letting $0 < \alpha \leq 1$ indicate the fraction of the transmit power allocated to the information signals, and assuming an equal power distribution of the AN signal among the transmit antennas, Alice designs the $k \times 1$ transmit signal vector as

$$\mathbf{x} = [\mathbf{w} \ \mathbf{U}] \begin{bmatrix} \sqrt{\alpha} s \\ \sqrt{\frac{1-\alpha}{k-1}} \mathbf{v} \end{bmatrix} = \sqrt{\alpha} \mathbf{w} s + \sqrt{\frac{1-\alpha}{k-1}} \mathbf{U} \mathbf{v}, \quad (15)$$

where $\mathbf{W} \triangleq [\mathbf{w}, \ \mathbf{U}]$ is the so-called $k \times k$ AN beamforming matrix, in which \mathbf{w} is a $k \times 1$ vector adopted to transmit s while maximizing Bob's instantaneous received SNR, and \mathbf{U} is a $k \times (k-1)$ matrix designed to degrade Eve's channel quality by transmitting \mathbf{v} in all directions except towards Bob. More precisely, Alice computes the eigenvalue decomposition of the matrix $\mathbf{H} = \mathbf{h}_b^\dagger \mathbf{h}_b$, and then selects \mathbf{w} as the principal eigenvector corresponding to the largest eigenvalue of \mathbf{H} , and concurrently chooses \mathbf{U} as the remaining eigenvectors of \mathbf{H} . Note that the columns of \mathbf{U} are orthonormal and span the nullspace of the main channel \mathbf{h}_b , i.e., $\mathbf{h}_b \mathbf{U} = \mathbf{0}$, avoiding any interference to Bob. As such, the received SNR at Bob can be expressed as

$$\gamma_b = \alpha \tilde{\gamma}_b, \quad (16)$$

where $\tilde{\gamma}_b = \tilde{\gamma}_b \|\mathbf{h}_b\|^2$ and $\tilde{\gamma}_b = \rho\beta_0 d_b^{-\eta}$. As for Eve, the received signal in (2) becomes

$$\mathbf{y}_e = \sqrt{\alpha P \beta d_e^{-\eta}} \mathbf{h}_e \mathbf{w} \mathbf{s} + \sqrt{\frac{1-\alpha}{k-1}} P \beta d_e^{-\eta} \mathbf{h}_e \mathbf{U} \mathbf{v} + \xi_e. \quad (17)$$

The corresponding SNR at Eve is then calculated as

$$\gamma_e = \alpha \mathbf{h}_e \mathbf{w} \left(\frac{1-\alpha}{k-1} \mathbf{h}_e \mathbf{U} \mathbf{U}^\dagger \mathbf{h}_e^\dagger + \frac{1}{\tilde{\gamma}_e} \right)^{-1} \mathbf{w}^\dagger \mathbf{h}_e^\dagger, \quad (18)$$

where $\tilde{\gamma}_e = \rho\beta_0 d_e^{-\eta}$.

A. Rayleigh Fading

Here we obtain the statistical properties of γ_b and γ_e assuming the communication channels experience Rayleigh fading. For the case, the i.i.d. channel vector \mathbf{h}_r is normally distributed, i.e., $\mathbf{h}_r \sim \mathcal{CN}(\mathbf{0}_{k \times 1}, \mathbf{I}_k)$. Thus, the distribution of the main link channel power $\tilde{\gamma}_b$ is expressed as a sum of squares of k i.i.d. normal r.v.s, and thus follows a Gamma distribution with shape parameter k and scale parameter $\tilde{\gamma}_b$, i.e., $\tilde{\gamma}_b \sim \mathcal{G}(k, \tilde{\gamma}_b)$, whose PDF and CDF are given respectively as [28]

$$f_{\tilde{\gamma}_b}(x) = \frac{x^{k-1} e^{-\frac{x}{\tilde{\gamma}_b}}}{\tilde{\gamma}_b^k \Gamma(k)}, \quad F_{\tilde{\gamma}_b}(x) = \frac{\gamma(k, \frac{x}{\tilde{\gamma}_b})}{\Gamma(k)}, \quad x > 0 \quad (19)$$

where $\gamma(s, x) = \int_0^x t^{s-1} e^{-t} dt$ is the lower incomplete Gamma function and $\Gamma(\cdot)$ is the Gamma function [29].

To evaluate the statistical characteristics of γ_e and the corresponding AIL, we consider two cases:

1) $0 < \alpha < 1$ (Case I): With the aid of [30], the PDF of γ_e is calculated as

$$f_{\gamma_e}(x) = \frac{\tau(x) + \tilde{\gamma}_e(1-\alpha)}{\alpha \tilde{\gamma}_e} e^{-\frac{x}{\alpha \tilde{\gamma}_e}} \tau(x)^{-k}, \quad x \geq 0 \quad (20)$$

where $\tau(x) \triangleq 1 + \frac{x(1-\alpha)}{\alpha(k-1)}$. As a result, the approximate AIL for the case of AN beamforming over Rayleigh fading channels is derived by rewriting (9) as

$$\begin{aligned} \bar{\delta}_{\text{Rayl,AN}} &\approx 1 - \int_0^{x_0} \frac{\tau(x) + \tilde{\gamma}_e(1-\alpha)}{\alpha \tilde{\gamma}_e} e^{-\frac{x}{\alpha \tilde{\gamma}_e}} \tau(x)^{-k} dx \\ &= \frac{e^{-\frac{x_0}{\alpha \tilde{\gamma}_e}}}{\tau(x_0)^{k-1}}. \end{aligned} \quad (21)$$

2) $\alpha = 1$ (Case II): When $\alpha = 1$, the adopted AN beamforming reduces to maximum ratio transmission (MRT) precoding, allocating all the power for signal transmission without AN. Note that MRT beamforming maximizes the signal-to-noise ratio (SNR) at the intended receiver, Bob, by weighting the transmitted signals based on the channel response of the main link only. As a result, the received SNR at Eve, given by (18), can be simplified as

$$\gamma_e = \tilde{\gamma}_e \left| \mathbf{h}_e \frac{\mathbf{h}_b^\dagger}{\|\mathbf{h}_b\|} \right|^2. \quad (22)$$

Now, we delve into finding the distribution of γ_e conditioned on \mathbf{h}_b . To this end, let us first present the following lemma.

Lemma 1. Let $\mathbf{X} \sim \mathcal{CN}(\mathbf{0}_{1 \times N}, \mathbf{I}_N)$ and $\mathbf{b} \in \mathbb{C}^{1 \times N}$ with $\|\mathbf{b}\|^2 = \sigma^2$. Then, the new r.v. $Y = \|\mathbf{X}\mathbf{b}^\dagger\|^2$ follows an exponential distribution with mean σ^2 , i.e., $Y \sim \mathcal{E}(\sigma^2)$.

Proof. We commence the proof by denoting $\mathbf{X} = \mathbf{X}_R + j\mathbf{X}_I$, where $\mathbf{X}_R = \Re(\mathbf{X}) \sim \mathcal{N}(\mathbf{0}_{1 \times N}, \frac{1}{2}\mathbf{I}_N)$ with $\mathcal{N}(\mu, \sigma^2)$ indicating a real-valued normal distribution with mean μ and variance σ^2 . Likewise, $\mathbf{X}_I = \Im(\mathbf{X}) \sim \mathcal{N}(\mathbf{0}_{1 \times N}, \frac{1}{2}\mathbf{I}_N)$ and $\mathbf{b} = \mathbf{b}_R + j\mathbf{b}_I$ with $\mathbf{b}_R = \Re(\mathbf{b})$ and $\mathbf{b}_I = \Im(\mathbf{b})$. Thus, we can rewrite $Y_1 = \mathbf{X}\mathbf{b}^\dagger$ as

$$Y_1 = (\mathbf{X}_R \mathbf{b}_R^\top + \mathbf{X}_I \mathbf{b}_I^\top) + j(\mathbf{X}_I \mathbf{b}_R^\top - \mathbf{X}_R \mathbf{b}_I^\top), \quad (23)$$

Then it can be verified that $Y_1 \sim \mathcal{CN}(0, \sigma^2)$, hence $Y = Y_1^2 \sim \mathcal{E}(\sigma^2)$, which completes the proof. ■

According to Lemma 1 and considering the closure of the exponential distribution under scaling by a positive factor, γ_e follows an exponential distribution $\gamma_e \sim \mathcal{E}(\tilde{\gamma}_e)$, whose PDF and CDF are given respectively by

$$f_{\gamma_e}(x) = \frac{1}{\tilde{\gamma}_e} e^{-\frac{x}{\tilde{\gamma}_e}}, \quad F_{\gamma_e}(x) = 1 - e^{-\frac{x}{\tilde{\gamma}_e}}, \quad x > 0. \quad (24)$$

As a result, the AIL for the case of Rayleigh fading with $\alpha = 1$ (a.k.a. MRT beamforming) is approximately calculated, using (9), as

$$\bar{\delta}_{\text{Rayl,MRT}} \approx \exp\left(-\frac{x_0}{\tilde{\gamma}_e}\right). \quad (25)$$

B. Rician Fading

Now, assuming that the communication channels experience Rician fading, we obtain the statistical properties of $\tilde{\gamma}_b$ and γ_e as follows. For Rician fading, there exists a line-of-sight (LoS) component together with the non-LoS multipath components. Henceforth, the normalized small-scale fading \mathbf{h}_r can be expressed as the superposition of both the LoS and non-LoS components:

$$\mathbf{h}_r = \sqrt{\frac{K_r}{1+K_r}} \zeta_r + \sqrt{\frac{1}{1+K_r}} \tilde{\mathbf{h}}_r, \quad r \in \{b, e\} \quad (26)$$

where ζ_r is composed of unit-modulus complex values, $\tilde{\mathbf{h}}_r \sim \mathcal{CN}(\mathbf{0}_{1 \times k}, \mathbf{I}_k)$, and K_r is the so-called K -factor for the r -th link that indicates the power ratio between the LoS component, i.e., $\nu_r^2 = \frac{K_r}{1+K_r}$, and scattered non-LoS components, i.e., $\sigma_r^2 = \frac{1}{K_r+1}$. Before proceeding further, we present the following lemma which will be used in subsequent analyses.

Lemma 2. Given k i.i.d. real-valued normal r.v.s with mean μ_i and unit variance, i.e., $\{X_i \sim \mathcal{N}(\mu_i, 1)\}_{i=1}^k$, the r.v. Y defined as $Y = \sum_{i=1}^k X_i^2$ obeys a noncentral chi-squared ($nc\text{-}\chi^2$) distribution with k degrees of freedom and the noncentrality parameter $\lambda = \sum_{i=1}^k \mu_i^2$ such that $Y \sim \chi_{nc}^2(k, \lambda)$. The PDF of Y is [31]

$$f_Y(x) = \frac{1}{2} \exp\left(-\frac{x+\lambda}{2}\right) \left(\frac{x}{\lambda}\right)^{\frac{k}{2}-\frac{1}{2}} I_{\frac{k}{2}-1}\left(\sqrt{\lambda x}\right), \quad (27)$$

where $I_\nu(\cdot)$ is the modified Bessel function of the first kind with ν -th order given by

$$I_\nu(x) = \left(\frac{x}{2}\right)^\nu \sum_{i=1}^{\infty} \frac{(x^2/4)^i}{i! \Gamma(\nu + i + 1)}. \quad (28)$$

Moreover, the CDF of Y is expressed as

$$F_Y(y) = 1 - \mathbf{Q}_{\frac{k}{2}}(\sqrt{\lambda}, \sqrt{y}), \quad (29)$$

where $\mathbf{Q}_\nu(\cdot, \cdot)$ denotes the generalized Marcum \mathbf{Q} -function of order $\nu > 0$, represented for $x, y \geq 0$ as [29]

$$\mathbf{Q}_\nu(x, y) = \int_y^\infty t^{\nu-1} e^{-\frac{1}{2}(x^2+t^2)} I_{\nu-1}(xt) dt. \quad (30)$$

Furthermore, the PDF and the CDF of the r.v. $Z = cY$, with $c \in \mathbb{R}^+$ are $f_Z(z) = \frac{1}{c} f_Y(\frac{z}{c})$ and $F_Z(z) = F_Y(\frac{z}{c})$, respectively. Using moment generating functions [31], it can be verified that the sum of nc - χ^2 distributed r.v.s, e.g., $V = \sum_{i=1}^n Y_i$, where $Y_i \sim \chi_{nc}^2(k_i, \lambda_i)$, also has an nc - χ^2 distribution defined by $V \sim \chi_{nc}^2(k_\nu, \lambda_\nu)$ with $k_\nu = \sum_{i=1}^n k_i$ and $\lambda_\nu = \sum_{i=1}^n \lambda_i$.

Now, we focus on determining the statistical properties of $\tilde{\gamma}_b = \tilde{\gamma}_b \|\mathbf{h}_b\|^2$. To this end, we rewrite each entry of \mathbf{h}_b in (26) as $h_b = X + jY$, where the real-valued normal r.v.s X and Y are defined as $X \sim \mathcal{N}(\mu_x, \sigma^2)$ and $Y \sim \mathcal{N}(\mu_y, \sigma^2)$, respectively, $\sigma^2 = \frac{1}{2(K_b+1)} \mu_x = \sqrt{\frac{K_b}{K_b+1}} \cos(\theta)$, $\mu_y = \sqrt{\frac{K_b}{K_b+1}} \sin(\theta)$, and θ is an arbitrary real-valued constant. Rewriting $X \sim \sigma \mathcal{N}(\frac{\mu_x}{\sigma}, 1)$ and $Y \sim \sigma \mathcal{N}(\frac{\mu_y}{\sigma}, 1)$ and using Lemma 2, it can be seen that the r.v. $Z = (\frac{X}{\sigma})^2 + (\frac{Y}{\sigma})^2$ follows a nc - χ^2 distribution with 2 degrees of freedom and noncentrality parameter $\lambda_z = \frac{\mu_x^2 + \mu_y^2}{\sigma^2} = 2K_b$, i.e., $Z \sim \chi_{nc}^2(2, \lambda_z)$. As a result, $\tilde{\gamma}_b$, expressed as a sum of k i.i.d. nc - χ^2 distributed r.v.s each with 2 degrees of freedom, has a scaled nc - χ^2 distribution with $2k$ degrees of freedom, noncentrality parameter $2kK_b$, and scale parameter $2\tilde{\gamma}_b(1 + K_b)$, whose PDF and CDF are derived, using Lemma 2, respectively as

$$f_{\tilde{\gamma}_b}(x) = \frac{1}{4\tilde{\gamma}_b(K_b+1)} \exp\left(-\left[\frac{x}{4\tilde{\gamma}_b(K_b+1)} + kK_b\right]\right) \times I_{k-1}\left(\sqrt{\frac{kK_b x}{\tilde{\gamma}_b(K_b+1)}}\right) \left(\frac{x}{4kK_b\tilde{\gamma}_b(K_b+1)}\right)^{\frac{k-1}{2}}, \quad (31)$$

and

$$F_{\tilde{\gamma}_b}(x) = 1 - \mathbf{Q}_k\left(\sqrt{2kK_b}, \sqrt{\frac{2(K_b+1)x}{\tilde{\gamma}_b}}\right). \quad (32)$$

We now investigate the distribution of γ_e for different cases:

1) $0 < \alpha < 1$ (Case I): We can rewrite γ_e as

$$\gamma_e = \frac{\alpha \tilde{\gamma}_e \|\mathbf{h}_e \mathbf{w}\|^2}{\frac{1-\alpha}{k-1} \tilde{\gamma}_e \|\mathbf{h}_e \mathbf{U}\|^2 + 1} = \frac{X}{Y+1}. \quad (33)$$

Note that \mathbf{h}_e has i.i.d. complex normal entries and \mathbf{W} is a unitary matrix [32]. Thus, $\mathbf{h}_e \mathbf{W}$ consists of i.i.d. complex normal values, and thus the elements of $\mathbf{h}_e \mathbf{w}$ and $\mathbf{h}_e \mathbf{U}$ are also independent, which further results in the independence of $X = \alpha \tilde{\gamma}_e |\sum_{i=1}^k h_e(i) w(i)|^2$ and $Y = \frac{1-\alpha}{k-1} \tilde{\gamma}_e |\sum_{p=1}^k \sum_{q=1}^k h_e(p) \Omega(p, q) h_e^*(q)|^2$, where $\Omega \triangleq$

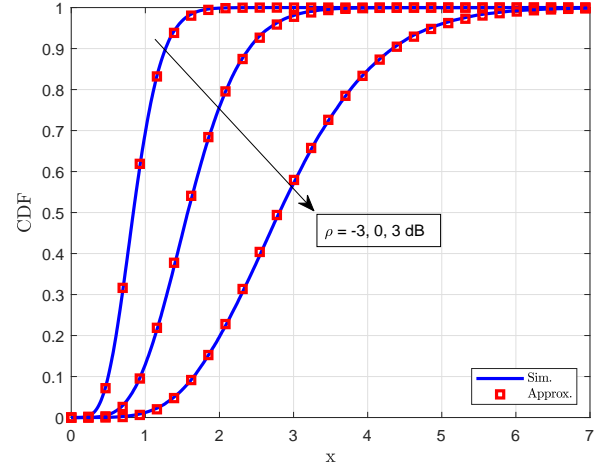


Fig. 2: Comparison between $F_{\gamma_e}(x)$, labeled as Sim. and $F_Z(x)$, marked as Approx. for different transmit SNRs. The simulation parameters are set as $\alpha = 0.7$, $\beta_b = 3$, $\beta_e = 1$, $K_b = K_e = 5$, and $k = 4$.

$\mathbf{U}\mathbf{U}^\dagger$. In order to find the CDF of γ_e , considering the independency of X and Y , we can write

$$F_{\gamma_e}(z) = \int_0^\infty f_Y(y) \int_0^{z(y+1)} f_X(x) dx dy. \quad (34)$$

Since evaluating the integral in (34) is too difficult owing to the challenge of obtaining exact distributions for X and Y , we take an alternative numerical approach similar to [23], and approximate the γ_e as a Gamma distributed r.v.³, i.e., $\gamma_e \approx Z \sim \mathcal{G}(a_z, b_z)$, where a_z and b_z are shape and scale parameters that can be numerically evaluated through the parameter estimation formulas

$$a_z = \frac{\mathbb{V}\{\gamma_e\}}{\mathbb{E}\{\gamma_e\}}, \quad b_z = \frac{\mathbb{E}^2\{\gamma_e\}}{\mathbb{V}\{\gamma_e\}}, \quad (35)$$

where $\mathbb{V}\{x\} = \mathbb{E}\{(x - \mathbb{E}\{x\})^2\}$. Accordingly, the CDF of the r.v. Z is given by

$$F_Z(z) = \frac{\gamma(a_z, \frac{z}{b_z})}{\Gamma(a_z)}. \quad (36)$$

To illustrate the accuracy of the approximate distribution, Fig. 2 shows the results of a Monte-Carlo simulation comparing the true distribution, i.e., $F_{\gamma_e}(x)$ obtained via 100,000 channel realizations and plotted by solid lines, with the approximate model given by (36), plotted by marked curves. Fig. 2 illustrates that the approximate model very accurately mirrors the true distribution for different transmit SNRs. As a result, the approximate AIL expression for FBL communication over Rician fading channels under Case I is calculated as

$$\bar{\delta}_{\text{Rice,AN}} \approx 1 - \frac{\gamma(a_z, \frac{x_0}{b_z})}{\Gamma(a_z)}. \quad (37)$$

³The decision to adopt the Gamma distribution as the approximate model is based on numerous experiments. While more accurate models could be considered, they may entail more parameters and hence higher complexity.

2) $\alpha = 1$ (Case II): For the case of $\alpha = 1$, we have $\gamma_e = \frac{\tilde{\gamma}_e}{\|\mathbf{h}_b\|^2} |\hat{\mathbf{h}}|^2$, where $\hat{\mathbf{h}} \triangleq \mathbf{h}_e \mathbf{h}_b^\dagger$. Consequently, we rewrite $\hat{\mathbf{h}}$ using (26) as

$$\hat{\mathbf{h}} = \sqrt{\frac{K_e}{1+K_e}} \zeta_e \mathbf{h}_b^\dagger + \sqrt{\frac{1}{1+K_e}} \tilde{\mathbf{h}}_e \mathbf{h}_b^\dagger, \quad (38)$$

$$\stackrel{(a)}{=} X + jY, \quad (39)$$

where (a) follows from Lemma 1, $X \sim \mathcal{N}(\mu_x, \sigma_1^2)$ and $Y \sim \mathcal{N}(\mu_y, \sigma_1^2)$, $\mu_x = \Re(\sqrt{\frac{K_e}{1+K_e}} \zeta_e \mathbf{h}_b^\dagger)$, $\mu_y = \Im(\sqrt{\frac{K_e}{1+K_e}} \zeta_e \mathbf{h}_b^\dagger)$, and $\sigma_1^2 = \frac{\|\mathbf{h}_b\|^2}{2(1+K_e)}$. We also note that $\frac{X^2}{\sigma_1^2} \sim \chi_{nc}^2(1, \lambda_x)$, where $\lambda_x = \frac{\mu_x^2}{\sigma_1^2}$, $\frac{Y^2}{\sigma_1^2} \sim \chi_{nc}^2(1, \lambda_y)$, and $\lambda_y = \frac{\mu_y^2}{\sigma_1^2}$. Using Lemma 2, γ_e thus follows a scaled nc- χ^2 distribution with two degrees of freedom, noncentrality parameter $\lambda_x + \lambda_y = \frac{\mu_x^2 + \mu_y^2}{\sigma_1^2} = 2K_e \frac{|\zeta_e \mathbf{h}_b^\dagger|^2}{\|\mathbf{h}_b\|^2}$, and scaling factor $c = \frac{\tilde{\gamma}_e}{\|\mathbf{h}_b\|^2} \sigma_1^2 = \frac{\tilde{\gamma}_e}{2(1+K_e)}$. Its CDF can be written as

$$F_{\gamma_e}(x) = 1 - \mathbf{Q}_1 \left(\sqrt{2K_e} \frac{|\zeta_e \mathbf{h}_b^\dagger|^2}{\|\mathbf{h}_b\|^2}, \sqrt{\frac{x}{c}} \right), \quad (40)$$

$$\stackrel{(b)}{\geq} 1 - \mathbf{Q}_1 \left(\sqrt{2kK_e}, \sqrt{\frac{x}{c}} \right). \quad (41)$$

where (b) follows from the Cauchy–Schwarz inequality and considering the fact that $\mathbf{Q}_1(x, y)$ is strictly non-decreasing with respect to (w.r.t.) the first argument x . Substituting (41) into the AIL expression in Prop. 1, we obtain an approximate upper-bound expression for the AIL in FBL communication over Rician fading under Case II as

$$\bar{\delta}_{\text{Rice,MRT}} \approx \mathbf{Q}_1 \left(\sqrt{2kK_e}, \sqrt{\frac{2(1+K_e)x_0}{\tilde{\gamma}_e}} \right). \quad (42)$$

C. High-SNR Analysis of AIL

In this section, we analyze the performance of AIL in the high-SNR regime to obtain more insights into system performance and the key design parameters. Thus, we evaluate $\bar{\delta}$ when ρ approaches infinity for all of our considered scenarios. Prior to this, we examine the asymptotic behavior of x_0 at high SNRs, denoted by x_0^∞ , as

$$x_0^\infty = \lim_{\rho \rightarrow \infty} x_0 = \frac{\gamma_b}{\exp(R_0^\infty \ln 2)}, \quad (43)$$

where R_0^∞ is a positive constant represented by

$$R_0^\infty = \frac{\log_2(\mathbf{e})}{\sqrt{N}} \mathbf{Q}^{-1}(\varepsilon) + \frac{m}{N}. \quad (44)$$

1) *Rayleigh Fading*: We compute the high-SNR approximation of AIL for Case I, using (21), as

$$\bar{\delta}_{\text{Rayl,AN}}^\infty = \lim_{\rho \rightarrow \infty} \bar{\delta}_{\text{Rayl,AN}} \quad (45)$$

$$\rightarrow \frac{\mathbf{e}^{-\frac{\gamma_b}{\alpha \tilde{\gamma}_e 2^{R_0^\infty}}}}{\left(\frac{1-\alpha}{\alpha(k-1)} x_0^\infty \right)^{k-1}}. \quad (46)$$

Similarly, the high-SNR approximation of AIL for Case II given by (25) is calculated as

$$\bar{\delta}_{\text{Rayl,MRT}}^\infty = \lim_{\rho \rightarrow \infty} \bar{\delta}_{\text{Rayl,MRT}} \quad (47)$$

$$\rightarrow \mathbf{e}^{-\frac{\gamma_b}{\tilde{\gamma}_e R_0^\infty}}. \quad (48)$$

2) *Rician Fading*: For Rician fading scenarios, the high-SNR assumption for Case I and Case II leads respectively to

$$\bar{\delta}_{\text{Rice,AN}}^\infty = \lim_{\rho \rightarrow \infty} \bar{\delta}_{\text{Rice,AN}} \rightarrow 1 - \frac{\gamma(a_z, \frac{\gamma_b}{R_0^\infty b_z})}{\Gamma(a_z)} \quad (49)$$

and

$$\bar{\delta}_{\text{Rice,MRT}}^\infty = \lim_{\rho \rightarrow \infty} \bar{\delta}_{\text{Rice,MRT}} \quad (50)$$

$$\rightarrow \mathbf{Q}_1 \left(\sqrt{2kK_e}, \sqrt{\frac{2(1+K_e)\gamma_b}{2^{R_0^\infty} \tilde{\gamma}_e}} \right). \quad (51)$$

Based on the above results, it is clear that the AN beamforming strategy can achieve asymptotically zero AIL performance irrespective of the channel fading type. This stands in stark contrast to the MRT beamforming strategy.

Remark 3. *Despite providing valuable insight into the system performance, we will see later that the high-SNR approximation, which leads to a constant channel dispersion, is only accurate when the transmit SNR is relatively high. As a result, in order to avoid oversimplifying our conclusions, we need to carefully treat the impact of the SNR within the region of interest when designing the system.*

V. SECURE TRANSMISSION DESIGN

In this section, we turn our attention to the problem of optimizing key system parameters such as the blocklength N and the power allocation factor α for the considered secure FBL communication system. Using the definition of AIL explored in the previous section for different fading scenarios and beamforming schemes, we define the instantaneous secrecy throughput (IST) for a given $\tilde{\gamma}_b[i]$ in bits per channel use (bpcu) as

$$\mathcal{T}[i] = [1 - \varepsilon] \frac{m}{N[i]} \mathbb{1}_{\bar{\delta}[i] \leq \phi}, \quad (52)$$

where $i \in \{1, 2, \dots, L\}$ indicates the timeslot index of the FBL transmissions for different block-fading channels, and the indicator function $\mathbb{1}_C$ is defined as

$$\mathbb{1}_C = \begin{cases} 1, & \text{if condition } C \text{ is true} \\ 0, & \text{o.w.} \end{cases} \quad (53)$$

The criterion $\mathbb{1}_{\bar{\delta}[i] \leq \phi}$ ensures that the AIL does not exceed the predetermined threshold ϕ , which represents the minimum acceptable secrecy level. We formulate our design problem in terms of maximizing the average secrecy throughput (AST)

for the considered secure FBL communication system under the given the reliability and security requirements as

$$\begin{aligned}
(\mathbf{P}) : \max_{\{\mathbf{N}, \boldsymbol{\alpha}\}} \bar{\mathcal{T}} &= \frac{1}{L} \sum_{i=1}^L \mathcal{T}[i] \\
\text{s.t. } \mathbf{C1} : \mathbf{N}[i] &\leq N^{\max}, \mathbf{N}[i] \in \mathbb{Z}^+, \forall i & (54a) \\
\mathbf{C2} : 0 < \alpha[i] &\leq 1, \forall i & (54b)
\end{aligned}$$

where **C1** and **C2** impose practical bounds on the design parameters, N^{\max} is the maximum blocklength which is related to the tolerable delay of the FBL transmission per timeslot⁴. We emphasize that **(P)** is generally a challenging stochastic optimization problem with a complicated objective function and some integer variables. In what follows, we delve into tackling **(P)** via both adaptive and non-adaptive designs.

A. Adaptive Design

In the adaptive design, since Alice possesses complete knowledge of Bob's instantaneous CSI, we assume that she has the ability to adapt the design parameter vectors \mathbf{N} and $\boldsymbol{\alpha}$ according to the instantaneous condition of the main channel $\tilde{\gamma}_b[i]$, $\forall i$. We equivalently divide **(P)** into L subproblems due to the i.i.d. channel assumption and solve them separately. The formulation for the i -th subproblem is expressed as

$$\begin{aligned}
(\mathbf{P1.i}) : \max_{\{\mathbf{N}[i], \alpha[i]\}} & \frac{m(1-\varepsilon)}{\mathbf{N}[i]} \\
\text{s.t. } \mathbf{N}[i] &\leq N^{\max}, \mathbf{N}[i] \in \mathbb{Z}^+, \forall i & (55a) \\
0 < \alpha[i] &\leq 1, \forall i & (55b) \\
\bar{\delta}[i] &\leq \phi, \forall i. & (55c)
\end{aligned}$$

Note that **(P1.i)** is a non-convex mixed-integer optimization with non-convex constraints **(55a)** and **(55c)**, and can be solved by any heuristic search method. For example, we can commence the optimization by setting $\mathbf{N}[i] = 1$ owing to the fact that the objective function is decreasing w.r.t. $\mathbf{N}[i]$, and then perform a one-dimensional (1D) search on the domain of $\alpha[i]$ until the constraint **(55c)** holds. If the constraint cannot be satisfied, we then sequentially increment $\mathbf{N}[i]$ up to N^{\max} , making the inequality constraints looser, and conduct the 1D search. If the inequality does not hold for any $\mathbf{N}[i]$ and $\alpha[i]$, it implies that the problem is not feasible and the objective value is set to zero. Note that the collated optimal solutions to the L subproblems **(P1.i)** is equivalent to the solution to **(P)**.

We also consider an alternative low-complexity approach by dividing **(P)** into two subproblems and solving them alternately, which enables us to obtain further insight into the design and reduce the complexity. In particular, for a given fixed feasible $\boldsymbol{\alpha}$ and relaxing the integer optimization variables

⁴Note that total transmission delay captures other latency parameters such as propagation delay and the encoding/decoding processing delay at the transceivers. For the sake of simplicity, we assume that all these delays are reflected in the maximum blocklength parameter.

\mathbf{N} into a real-valued quantity $\tilde{\mathbf{N}}$, we recast **(P)** approximately as

$$(\mathbf{P2.1}) : \max_{\tilde{\mathbf{N}}} \frac{1}{L} \sum_{i=1}^L \frac{m(1-\varepsilon)}{\tilde{\mathbf{N}}[i]} \quad (56a)$$

$$\text{s.t. } \vartheta(\phi) \leq \tilde{\mathbf{N}}[i] \leq N^{\max}, \forall i \quad (56b)$$

where $\vartheta(\phi; \alpha[i], \tilde{\gamma}_b[i])$ evaluates the inverse of $\bar{\delta}(\tilde{\mathbf{N}}[i]; \alpha[i], \tilde{\gamma}_b[i])$ w.r.t. the parameter $\tilde{\mathbf{N}}[i]$ such that $\bar{\delta}(\vartheta(\phi; \alpha[i], \tilde{\gamma}_b[i]); \alpha[i], \tilde{\gamma}_b[i]) = \phi$. We note that the lower-bound in **(56b)** follows from the approximate AIL $\bar{\delta}$ in Proposition 1 and from the fact that $\bar{\delta}$ is a decreasing function w.r.t. the blocklength \mathbf{N} since the CDF is monotonically increasing. Thus, the optimal solution to **(P2.1)** exists only if $\vartheta(\phi; \alpha[i], \tilde{\gamma}_b[i]) \leq N^{\max}, \forall i$.

Due to the monotonically decreasing objective function, the optimal solution for the relaxed blocklength vector $\tilde{\mathbf{N}}^*$ is given by

$$\tilde{\mathbf{N}}^*[i] = \vartheta(\phi; \alpha[i], \tilde{\gamma}_b[i]), \forall i. \quad (57)$$

Since $\tilde{\mathbf{N}}^*$ can be considered as a function of $\alpha[i]$ with the given $\tilde{\gamma}_b[i]$, i.e., $\vartheta(\alpha[i]; \phi, \tilde{\gamma}_b[i])$, we plug it into the objective function of **(P)** to obtain the optimal solution for $\boldsymbol{\alpha}$, denoted by $\boldsymbol{\alpha}^*$, and solve the following optimization problem:

$$(\mathbf{P2.2}) : \max_{\boldsymbol{\alpha}} \psi(\boldsymbol{\alpha}) = \frac{1}{L} \sum_{i=1}^L \frac{m(1-\varepsilon)}{\vartheta(\alpha[i]; \phi, \tilde{\gamma}_b[i])} \quad (58a)$$

$$\text{s.t. } 0 < \alpha[i] \leq 1, \forall i \quad (58b)$$

Note that **(P2.2)** can be solved through a simple bisection search for $\nabla_{\boldsymbol{\alpha}} \psi(\boldsymbol{\alpha}^*) = \frac{\partial \vartheta(\alpha[i]; \phi, \tilde{\gamma}_b[i])}{\partial \alpha[i]} \Big|_{\alpha[i]=\alpha^*[i]} = 0 \forall i$ in the range $(0, 1]$. Once $\alpha^*[i] = \tau(\tilde{\gamma}_b[i]; \phi)$ is found, the optimal solution of the integer-valued blocklength can be calculated as $\mathbf{N}^* = \lceil \vartheta(\tau(\tilde{\gamma}_b[i]; \phi), \phi, \tilde{\gamma}_b[i]) \rceil \triangleq v(\tilde{\gamma}_b[i]; \phi)$. Note that both $\alpha^*[i]$ and $\mathbf{N}^*[i]$ are functions of $\tilde{\gamma}_b[i]$, $\forall i$. Thus, the optimal AST is obtained as

$$\bar{\mathcal{T}}^* = \frac{1}{L} \sum_{i=1}^L \frac{m(1-\varepsilon)}{v(\tilde{\gamma}_b[i]; \phi)}. \quad (59)$$

When L is sufficiently large, **(59)** can be approximated as

$$\bar{\mathcal{T}}^* \approx m(1-\varepsilon) \int_{\gamma_0}^{\infty} \frac{f_{\tilde{\gamma}_b}(x)}{v(x; \phi)} dx, \quad (60)$$

where γ_0 is the nonnegative solution to

$$\ln(1 + \tau(x, \phi)x) = \sqrt{\frac{(1 - \frac{1}{(\tau(x, \phi)x + 1)^2})}{v(x; \phi)}} Q^{-1}(\varepsilon) + \frac{m \ln 2}{v(x; \phi)}. \quad (61)$$

We stress that the approximation **(60)** follows from the law of large numbers [31] and the i.i.d. assumption of r.v.s $\tilde{\gamma}_b[i]$ $\forall i$.

B. Non-Adaptive Design

To reduce the complexity of improving the AST, Alice can take the non-adaptive design approach, wherein she adopts the same blocklength \mathbf{N} and power allocation factor α for all the FBL transmission timeslots based on statistical knowledge of

$\tilde{\gamma}_b$. In light of this, the AST optimization can be approximately expressed as

$$(\mathbf{P3}) : \max_{\{N, \alpha\}} \bar{\mathcal{T}} \approx \frac{m(1-\varepsilon)}{N} \mathbb{E}\{\mathbb{1}_{\bar{\delta} \leq \phi}\} \quad (62a)$$

$$\text{s.t. C1 : } N \leq N^{\max}, N \in \mathbb{Z}^+ \quad (62b)$$

$$\text{C2 : } 0 < \alpha \leq 1, \quad (62c)$$

where the approximated objective of $(\mathbf{P3})$ is obtained by applying the law of large numbers.

Note that the objective of $(\mathbf{P3})$ is exclusive w.r.t. the optimization variables due to the expectation operator. To tackle this issue, we first obtain a tractable lower bound on the objective function of $(\mathbf{P3})$. Even with the approximate $\bar{\delta}$, its behavior w.r.t. $\tilde{\gamma}_b$ is difficult to determine. Nonetheless, since $R_0^\infty > R_0$, where R_0^∞ is given in (44), and $\bar{\delta}$ is an increasing function w.r.t. R_0 , it can be seen that $\bar{\delta}$ becomes monotonically decreasing w.r.t. $\tilde{\gamma}_b$ once R_0 is replaced by R_0^∞ in (9). Thus, the objective of $(\mathbf{P3})$ can be lower bounded as in the following revised problem formulation:

$$(\mathbf{P4}) : \max_{\{N, \alpha\}} \frac{m(1-\varepsilon)}{N} \mathbb{P}(\tilde{\gamma}_b \geq \gamma_1) \quad (63a)$$

$$\text{s.t. C1 : } N \leq N^{\max}, N \in \mathbb{Z}^+ \quad (63b)$$

$$\text{C2 : } 0 < \alpha \leq 1, \quad (63c)$$

where γ_1 is given by

$$\gamma_1 = \frac{2^{\frac{\log_2(e)}{\sqrt{N}} Q^{-1}(\varepsilon) + \frac{m}{N}} (1 + \Omega(1 - \phi; \alpha)) - 1}{\alpha}, \quad (64)$$

in which $\Omega(x; \alpha)$ indicates the inverse CDF (a.k.a. the quantile function) of $F_{\gamma_e}(x)$, i.e., $F_{\gamma_e}(\Omega(x; \alpha)) = x$. We stress that the first multiplicative term $\frac{m(1-\varepsilon)}{N}$ in the objective of $(\mathbf{P4})$ is non-increasing w.r.t. N , while the second term $\mathbb{P}(\tilde{\gamma}_b \geq \gamma_1)$ is non-decreasing. This implies an inherent trade-off in terms of the impact of blocklength on the AST, which reinforces the significance of the appropriate blocklength design.

Since the probability in the objective function of $(\mathbf{P4})$ can be written analytically as $\mathbb{P}(\tilde{\gamma}_b \geq \gamma_1) = 1 - F_{\tilde{\gamma}_b}(\gamma_1)$, the analytical expression for $\bar{\mathcal{T}}$ over Rayleigh and Rician fading channels using (19) and (32) are computed as

$$\bar{\mathcal{T}}_{\text{Rayl}} \approx \frac{m(1-\varepsilon)}{N} \left[1 - \frac{\gamma(k, \frac{\gamma_1}{\tilde{\gamma}_b})}{\Gamma(k)} \right], \quad (65)$$

and

$$\bar{\mathcal{T}}_{\text{Rice}} \approx \frac{m(1-\varepsilon)}{N} \mathbf{Q}_k \left(\sqrt{2kK_b}, \sqrt{\frac{2(K_b + 1)\gamma_1}{\tilde{\gamma}_b}} \right), \quad (66)$$

respectively. Although $(\mathbf{P4})$ is much less complexity than $(\mathbf{P3})$ thanks to having only two optimization variables, obtaining a closed-form solution is still challenging due to the mixed-integer nonlinear nature of the optimization problem and the complicated objective function. However, $(\mathbf{P4})$ can be solved numerically with any nonconvex optimization tool such as [33].

VI. NUMERICAL RESULTS AND DISCUSSION

In this section, we provide simulation results to first validate the accuracy of our analytical expressions obtained for the AIL in Section IV and investigate the impact on the AIL of key system parameters such as blocklength, channel condition, transmit power, number of antennas, decoding error probability, and power allocation factor. Then, we present numerical results on AST enhancement by carefully designing the key system parameters, including the coding blocklength and the power allocation factor. Unless otherwise stated, the simulation parameters are set as follows: The number of transmit bits $m = 100$, transmit SNR $\rho = 0$ dB, decoding error probability $\varepsilon = 10^{-3}$, maximum AIL threshold $\phi = 10^{-4}$, K -factor for both the main and wiretap links $K_b = K_e \triangleq K = 5$, number of transmit antennas $k = 4$, transmit blocklength $N = 400$, maximum blocklength $N^{\max} = 1000$, number of FBL transmissions $L = 1000$, $\beta_b \|\mathbf{h}_b\|^2 = 3$, and $\beta_e = 1$.

A. Verification of Theoretical Results

Fig. 3 shows the AIL performance of for both Rayleigh and Rician fading scenarios with AN and MRT beamforming strategies for a fixed main channel realization and different secrecy coding rates ranging from $R_s = 0.002$ bpcu (relatively low) to $R_s = 0.2$ bpcu (relatively high). The markers labeled by Exact represent the exact AIL evaluation according to (8). The curves labeled as Approx. indicate the analytical approximate AIL in the FBL regime according to Proposition 1, and those labeled as High-SNR depict the high-SNR evaluations of the AIL analyzed in Section IV-C. We can see that the theoretical exact and analytical approximate AILs are in good agreement for a wide range of transmit SNRs, validating our analysis. Furthermore, for both Rayleigh and Rician fading, our theoretical high-SNR predictions provide accurate asymptotes for the performance for SNRs of 0dB or higher. For a given transmit SNR, we observe that the higher the secrecy rate R_s (or equivalently the smaller blocklength since m is fixed), the larger the AIL, regardless of the fading or beamforming scenarios. On the other hand, when the blocklength is fixed, one can achieve stringent AIL by increasing the SNR for AN beamforming; however, with MRT beamforming, we may not achieve the required AIL secrecy level by solely increasing the transmit SNR, since the AIL approaches a non-zero value when ρ becomes sufficiently large. Overall, these figures confirm the accuracy of our approximate expressions derived for the AIL performance in Section III, and once again reveal the inherent close link between the AIL in the FBL regime and the widely known SOP for the IBL case.

In Fig. 4, we investigate the impact of the Rician K -factor and the number of Alice's antennas on the AIL for Rayleigh and Rician fading with AN beamforming. Note that Rayleigh fading corresponds to the case of $K = 0$, while large values of K (e.g., $K \geq 20$) approximately correspond to a non-fading LoS channel. It is evident from the figures that the derived approximate and high-SNR expressions for the AIL are accurate for a broad range of channels. We see that the LoS-dominant channel ($K = 20$ dB) has approximately identical AIL compared to Rician fading with $K = 5$ for different values

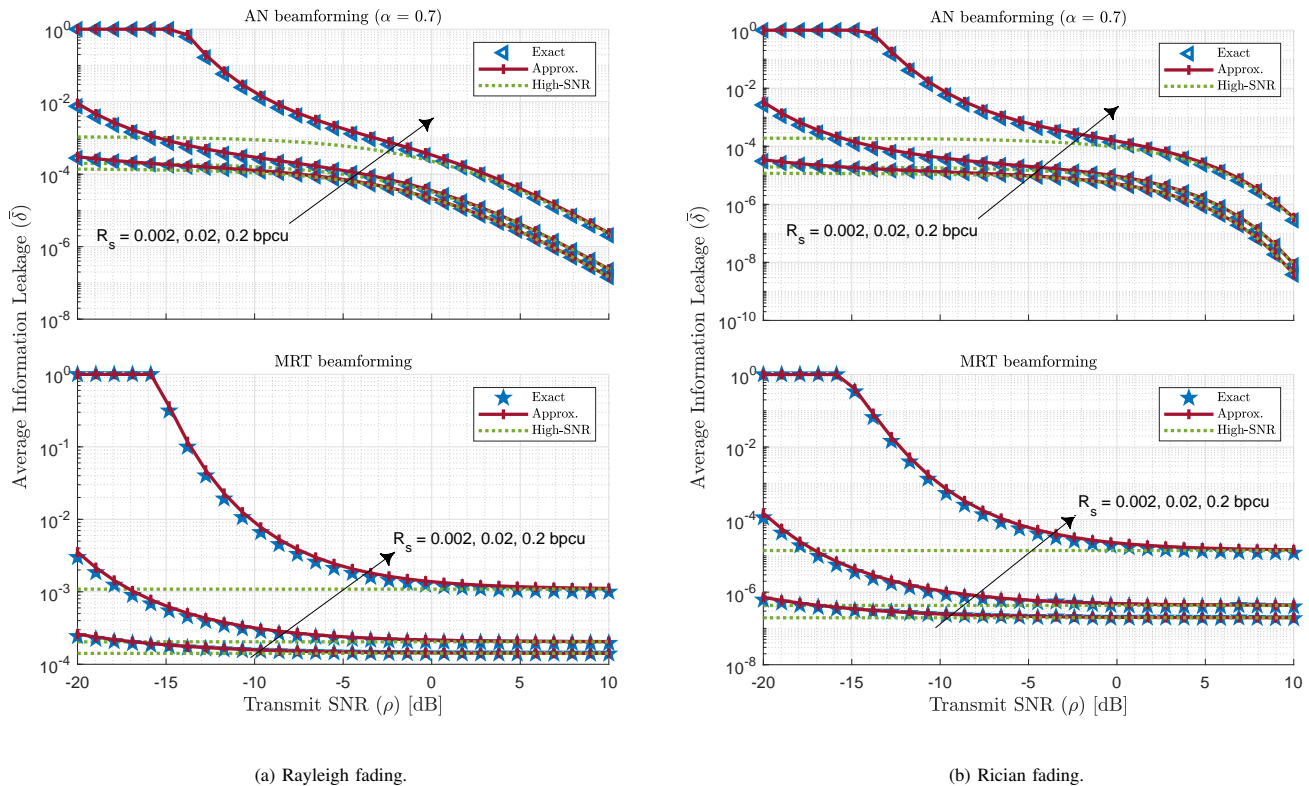


Fig. 3: AIL vs. transmit SNR for different fading channels and beamforming schemes.

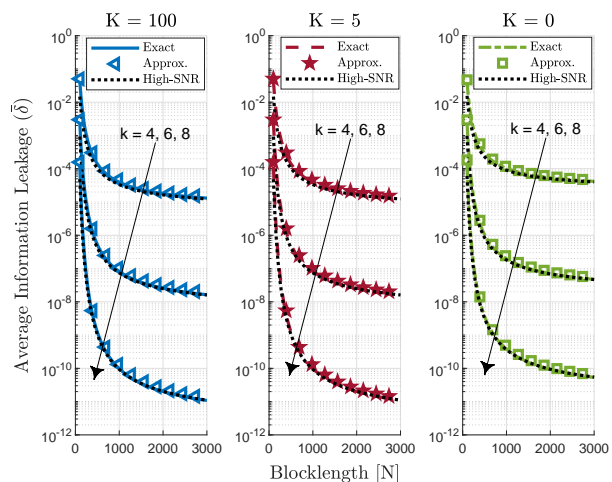


Fig. 4: AIL vs. blocklength for Rician fading with AN beamforming ($\alpha = 0.7$) for different K -factors and numbers of Alice's antennas.

of blocklength, and both yield relatively smaller AIL values compared to Rayleigh fading for the same coding blocklength. In addition, we observe that the larger the number of antennas, the smaller the AIL, and one can obtain a reduction of 10^{-3} in AIL by adding only two extra transmit antennas. This demonstrates the significance of the number of antennas and the effectiveness of AN beamforming in boosting the secrecy performance of the FBL transmissions.

Figs. 5 and 6 provide insights into the security-reliability

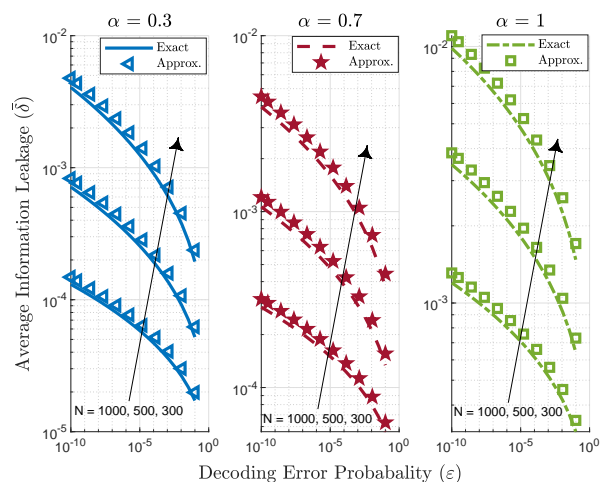


Fig. 5: AIL vs. decoding error probability for Rayleigh fading.

trade-off for FBL transmissions under Rayleigh and Rician fading, respectively. In particular, we plot the AIL against the decoding error probability ϵ for different power allocations and blocklengths. As can be clearly seen from the figures, when ϵ increases, the AIL becomes smaller, and this trend becomes more significant as the coding blocklength is reduced. We can also conclude from the figures that a slight compromise in AIL leads to large improvement. For example, for the case of Rayleigh fading in Fig. 5 with $\alpha = 0.3$ and $N = 300$, if the secrecy level is reduced from $\bar{\delta} = 2 \times 10^{-4}$ to $\bar{\delta} = 10^{-3}$,

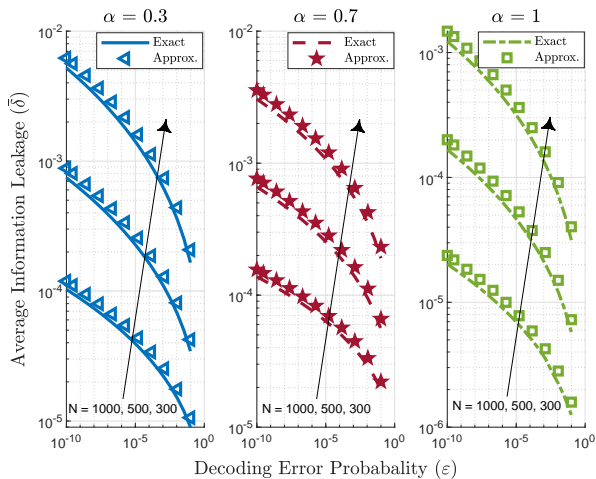


Fig. 6: AIL vs. decoding error probability for Rician fading.

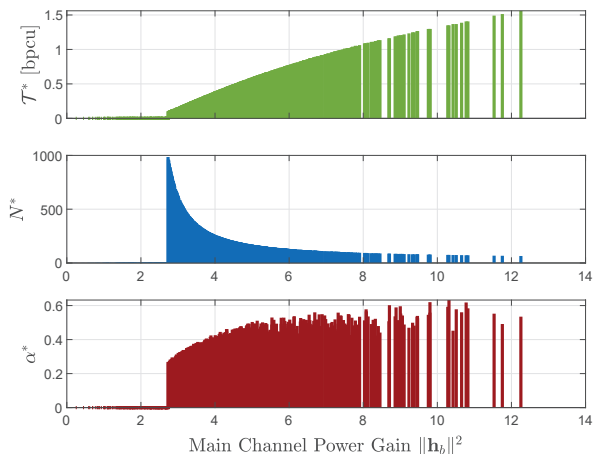


Fig. 7: Optimal IST, blocklength, and power allocation vs. the main channel power gain $\|\mathbf{h}_b\|^2$ under Rayleigh fading with AN beamforming via the adaptive design.

a loss of 7 dB, the communication reliability can be improved by 30dB, from $\epsilon = 10^{-1}$ to $\epsilon = 10^{-4}$.

B. Adaptive and Non-Adaptive Designs

Fig. 7 depicts the optimal IST according to the adaptive design, as well as the optimal blocklength N^* and power allocation α^* for $L = 1000$ realizations of the main link $\|\mathbf{h}_b\|^2$ sorted in ascending order. It is clear that as the main channel quality improves, the smaller the blocklength the adaptive algorithm requires to significantly improve the IST, leading to an overall AST performance enhancement. In addition, Fig. 7 shows that a smaller portion of FBL transmit power should generally be dedicated to the confidential signals corresponding to smaller α when Bob experiences relatively low channel quality, e.g., between $\|\mathbf{h}_b\|^2 = 2.7$ and $\|\mathbf{h}_b\|^2 = 5.5$. Such a power allocation is required to confuse Eve with stronger AN, while satisfying the required AIL secrecy level.

Fig. 8 illustrates the performance of AST for the non-adaptive design under Rayleigh fading with AN beamforming

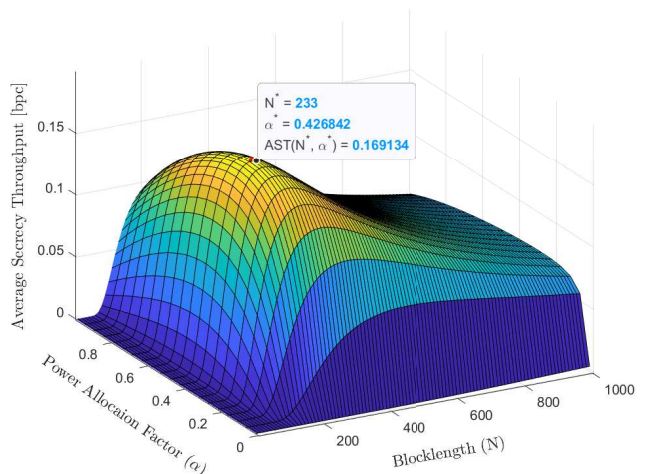


Fig. 8: AST vs. α and N for the non-adaptive design in Rayleigh fading.

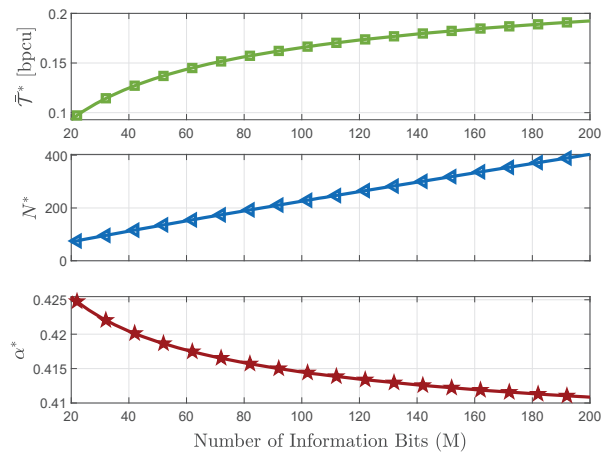


Fig. 9: Non-adaptive AST design under Rayleigh fading with AN beamforming against different numbers of confidential information bits (m).

for different blocklengths and power allocations. We see that the AST is jointly non-convex w.r.t. N and α and peaks at $(N^* = 233, \alpha^* = 0.43)$ for the given system setting. This can be explained as follows: When N is small, the secrecy requirement plays an important role in significantly decreasing the AST. By increasing N up to a certain threshold, the AST is improved due to the favorable trade-off between N and $\mathbb{P}(\tilde{\gamma}_b \geq \gamma_1)$ in the AST given in (P4). When N exceeds this threshold, the multiplicative term $\mathbb{P}(\tilde{\gamma}_b \geq \gamma_1)$ becomes less significant in determining the overall AST performance. Overall, this figure highlights the importance of proper blocklength design and power allocation.

Fig. 9 exhibits the impact of the number of transmit information bits (m) on the designed parameters N^* and α^* as well as the optimal AST $\tilde{\gamma}^*$ using the non-adaptive strategy in Rayleigh fading. We observe that a linear increase in m holds a linear increase in N^* , while α^* monotonically decreases to improve the AST and maintain the required secrecy level. Furthermore, the overall performance of $\tilde{\gamma}^*$ is non-decreasing

w.r.t. m ; however, due to the maximum blocklength threshold $N^{m_{\max}}$, a ceiling on the optimal AST is expected to appear when m becomes sufficiently large.

VII. CONCLUSION AND FUTURE WORKS

This study has explored the secrecy performance of FBL transmissions in terms of AIL for a multi-antenna wiretap communication system without Eve's instantaneous CSI. In particular, we have unveiled the relationship between the AIL in the FBL regime and the SOP for the IBL case and found that the latter is the saddle-point approximation of the former for a specific redundancy rate. We have further evaluated the AIL of the system with arbitrary signaling and fading channels and performed case studies to holistically investigate the impact of key system parameters on the AIL performance. Our findings suggest that increasing blocklength reduces the system AIL and sacrificing a small level of secrecy can lead to large gains in reliability. We have also formulated and solved an AST optimization problem in terms of both blocklength and power allocation, obtaining important insights into the practical design of PLS with FBL transmissions. Future research will involve an exploration of the implications of FBL communication in meeting AIL requirements under imperfect CSI, while leveraging advanced optimization techniques such as deep reinforcement learning to enhance the efficiency of complex system designs.

REFERENCES

- [1] H. V. Poor and R. F. Schaefer, "Wireless physical layer security," *Proc. Natl. Acad. Sci. USA*, vol. 114, no. 1, pp. 19–26, 2017.
- [2] A. Mukherjee, "Physical-layer security in the Internet of Things: Sensing and communication confidentiality under resource constraints," *Proc. IEEE*, vol. 103, no. 10, pp. 1747–1761, Oct. 2015.
- [3] Y. Zou, J. Zhu, X. Wang, and L. Hanzo, "A survey on wireless security: Technical challenges, recent advances, and future trends," *Proc. IEEE*, vol. 104, no. 9, pp. 1727–1765, Sept. 2016.
- [4] N. Wang, P. Wang, A. Alipour-Fanid, L. Jiao, and K. Zeng, "Physical-layer security of 5G wireless networks for IoT: Challenges and opportunities," *IEEE Internet Things J.*, vol. 6, no. 5, pp. 8169–8181, Oct. 2019.
- [5] A. D. Wyner, "The wire-tap channel," *Bell Syst. Tech. J.*, vol. 54, no. 8, pp. 1355–1387, Oct. 1975.
- [6] I. F. Akyildiz, A. Kak, and S. Nie, "6G and beyond: The future of wireless communications systems," *IEEE Access*, vol. 8, pp. 133 995–134 030, 2020.
- [7] Y. Zhu, Y. Hu, X. Yuan, M. C. Gursoy, H. V. Poor, and A. Schmeink, "Joint convexity of error probability in blocklength and transmit power in the finite blocklength regime," *IEEE Trans. Wirel. Commun.*, vol. 22, no. 4, pp. 2409–2423, Apr. 2022.
- [8] M. Bennis, M. Debbah, and H. V. Poor, "Ultrareliable and low-latency wireless communication: Tail, risk, and scale," *Proc. IEEE*, vol. 106, no. 10, pp. 1834–1853, Oct. 2018.
- [9] C. Bockelmann *et al.*, "Massive machine-type communications in 5G: Physical and MAC-layer solutions," *IEEE Commun. Mag.*, vol. 54, no. 9, pp. 59–65, Sept. 2016.
- [10] M. Tatar Mamaghani, A. Kuhestani, and K. K. Wong, "Secure two-way transmission via wireless-powered untrusted relay and external jammer," *IEEE Trans. Veh. Technol.*, vol. 67, no. 9, pp. 8451–8465, Sept. 2018.
- [11] M. Tatar Mamaghani and Y. Hong, "Terahertz meets untrusted UAV-relaying: Minimum secrecy energy efficiency maximization via trajectory and communication co-design," *IEEE Trans. Veh. Technol.*, vol. 71, no. 5, pp. 4991–5006, May 2022.
- [12] —, "Joint trajectory and power allocation design for secure artificial noise aided UAV communications," *IEEE Trans. Veh. Technol.*, vol. 70, no. 3, pp. 2850–2855, Mar. 2021.
- [13] Y. Polyanskiy, H. V. Poor, and S. Verdú, "Channel coding rate in the finite blocklength regime," *IEEE Trans. Inf. Theory*, vol. 56, no. 5, pp. 2307–2359, May 2010.
- [14] P. Mary, J.-M. Gorce, A. Unsal, and H. V. Poor, "Finite blocklength information theory: What is the practical impact on wireless communications?" in *Proc. IEEE Globecom Workshops*, Washington, DC, USA, Dec. 2016.
- [15] S. Thapliyal, R. Pandey, and C. Charan, "Analysis of NOMA based UAV assisted short-packet communication system and blocklength minimization for IoT applications," *Wirel. Netw.*, vol. 28, no. 6, pp. 2695–2712, May 2022.
- [16] C. Feng and H. M. Wang, "Secure short-packet communications at the physical layer for 5G and beyond," *IEEE Commun. Stand. Mag.*, vol. 5, no. 3, pp. 96–102, Sept 2021.
- [17] C. Li, C. She, N. Yang, and T. Q. Quek, "Secure transmission rate of short packets with queueing delay requirement," *IEEE Trans. Wirel. Commun.*, vol. 21, no. 1, pp. 203–218, Jan. 2022.
- [18] H. M. Wang, Q. Yang, Z. Ding, and H. V. Poor, "Secure short-packet communications for mission-critical IoT applications," *IEEE Trans. Wirel. Commun.*, vol. 18, no. 5, pp. 2565–2578, May 2019.
- [19] H. Ren, C. Pan, Y. Deng, M. Elkashlan, and A. Nallanathan, "Transmit power minimization for secure short-packet transmission in a mission-critical IoT scenario," in *Proc. IEEE Global Commun. Conf.*, Taipei, Taiwan, Dec. 2020.
- [20] Y. Chen, Z. Xiang, X. Qiao, T. Zhang, and J. Zhang, "Secure short-packet communications in cognitive Internet of Things," in *Proc. IEEE 3rd Int. Conf. Electron. Commun. Eng.*, Xi'an, China, 2020, pp. 31–36.
- [21] M. Tatar Mamaghani, X. Zhou, N. Yang, and A. L. Swindlehurst, "Secure short-packet communications via UAV-enabled mobile relaying: Joint resource optimization and 3D trajectory design," July 2023. [Online]. Available: <https://arxiv.org/abs/2307.07227>
- [22] Y. Wang *et al.*, "UAV-enabled secure communication with finite blocklength," *IEEE Trans. Veh. Technol.*, vol. 69, no. 12, pp. 16 309–16 313, Dec. 2020.
- [23] C. Feng, H. M. Wang, and H. V. Poor, "Reliable and secure short-packet communications," *IEEE Trans. Wirel. Commun.*, vol. 21, no. 3, pp. 1913–1926, Mar. 2022.
- [24] W. Yang, R. F. Schaefer, and H. V. Poor, "Wiretap channels: Nonasymptotic fundamental limits," *IEEE Trans. Inf. Theory*, vol. 65, no. 7, pp. 4069–4093, July 2019.
- [25] B. He and X. Zhou, "Secure on-off transmission design with channel estimation errors," *IEEE Trans. Inf. Forensics Secur.*, vol. 8, no. 12, pp. 1923–1936, Dec. 2013.
- [26] A. Azevedo-Filho and R. D. Shachter, "Laplace's method approximations for probabilistic inference in belief networks with continuous variables," in *Proc. Tenth Conf. Uncertainty Artif. Intell.*, San Francisco, CA, USA, 1994, pp. 28–36.
- [27] S. Yan, X. Zhou, N. Yang, B. He, and T. D. Abhayapala, "Artificial-noise-aided secure transmission in wiretap channels with transmitter-side correlation," *IEEE Trans. Wirel. Commun.*, vol. 15, no. 12, pp. 8286–8297, Dec. 2016.
- [28] J. G. Proakis and D. K. Manolakis, *Digital Signal Processing: Principles, Algorithms, and Applications*, 4th ed. USA: Prentice-Hall, Inc., 2006.
- [29] K. S. Kolbig, I. S. Gradshteyn, I. M. Ryzhik, A. Jeffrey, and I. Scripta Technica, *Table of integrals, series, and products*. Academic press, 2014, vol. 64, no. 209.
- [30] N. Yang, M. Elkashlan, T. Q. Duong, J. Yuan, and R. Malaney, "Optimal transmission with artificial noise in MISOME wiretap channels," *IEEE Trans. Veh. Technol.*, vol. 65, no. 4, pp. 2170–2181, Apr. 2016.
- [31] A. Papoulis and S. U. Pillai, *Probability, Random Variables and Stochastic Processes*, 4th ed. Boston : McGraw-Hill, 2002.
- [32] X. Zhou and M. R. McKay, "Secure transmission with artificial noise over fading channels: Achievable rate and optimal power allocation," *IEEE Trans. Veh. Technol.*, vol. 59, no. 8, pp. 3831–3842, Oct. 2010.
- [33] The MathWorks Inc., "Optimization toolbox version: 9.4 (r2022b)," Natick, Massachusetts, USA, 2022.