








PEak: A Single Source of Truth for Hardware Design and Verification

Caleb Donovanick^{*} , Ross Daly^{*} , Jackson Melchert[†] , Lenny Truong^{*} ,
Priyanka Raina[†] , Pat Hanrahan^{*} , and Clark Barrett^{*} 

^{*}Dept. of Computer Science: {donovick, rdaly525, lenny, hanrahan, barrett}@cs.stanford.edu

[†] Dept. of Electrical Engineering: {melchert, praina}@stanford.edu
Stanford University, Stanford CA, USA

Abstract—Domain-specific languages for hardware can significantly enhance designer productivity, but sometimes at the cost of ease of verification. On the other hand, ISA specification languages are too static to be used during early stage design space exploration. We present PEak, an open-source hardware design and specification language, which aims to improve both design productivity and verification capability. PEak does this by providing a single source of truth for functional models, formal specifications, and RTL. PEak has been used in several academic projects, and PEak-generated RTL has been included in three fabricated hardware accelerators. In these projects, the formal capabilities of PEak were crucial for enabling both novel design space exploration techniques and automated compiler synthesis.

I. INTRODUCTION

Domain-specific languages (DSLs) for hardware allow designers to build generators that are impossible to express using traditional hardware description languages such as SystemVerilog and VHDL [3], [37]. Such generators are of increasing importance as specialized chips become the norm in a post-Dennard-scaling world [22], [36]. DSLs can also provide better correctness guarantees through type safety (a well-known pain point in Verilog). These factors have led to an explosion of new DSLs for hardware design over the last decade [3], [15], [24], [28], [37].

Unfortunately, the design of most hardware DSLs has not sufficiently taken into account the impact on verification [27]. For example, using a Verilog simulator to debug DSL-generated designs is notoriously difficult, as information is lost or obscured during the compilation process. A first step towards addressing this challenge is to include support for writing properties that can be translated to system verilog assertions (SVAs), and indeed several languages provide this (e.g., Chisel [14] and Magma [38]). More ambitious efforts aim to enable source-level debugging [39], which will likely be crucial for effective debugging of generated RTL, especially at later design stages.

On the other hand, DSL models are well-positioned to dramatically improve the *early-stage* verification experience. In particular, they can be leveraged to greatly improve debugging and verification during design exploration. Traditionally, separate functional models play a key role during this phase,

but a promising alternative supported by some DSLs (e.g., pyMTL [28]) is to automatically extract a high-performance executable functional model from a DSL description. Moreover, with the right semantics and support, the user can even be provided with direct access to an automatically-generated *formal* model for the design, enabling novel and early uses of formal methods during the design exploration process. Current DSLs provide very limited support for such features.

In this paper, we introduce PEak, a Python-embedded DSL, with an accompanying set of open-source tools, including a compiler. PEak provides a *single source of truth* for compilation to RTL, functional simulation, and formal modeling. Designers who use PEak do not need to implement the same thing multiple times, and the different implementations are guaranteed to be consistent with each other. Furthermore, these capabilities directly enable novel formal-in-the-loop design methodologies.

PEak is partly motivated by work being done at the Stanford Agile Hardware center [4], [11], [16], [25],¹ where it has been used to generate coarse-grained reconfigurable array (CGRA) architectures² for three generations of chips, two of which were fabricated. Section IV explains how the formal model generated by PEak was used to synthesize compiler components for different candidate architectures, thereby enabling a systematic and automatic exploration of the design space.

The rest of this paper is organized into the following sections: Section II describe `hwtypes` and `ast_tools` which peak is built on; Section III describes the PEak language and how it can be extended; and Section IV evaluates PEak as a tool for DSE, showing it can generate both high performance RTL as well as SMT models which are usable in a formal-in-the-loop design flow. We discuss related work and conclude in Sections V and VI, respectively.

II. HARDWARE TYPES AND AST-TOOLS

In this section, we introduce two libraries which serve as the foundation of PEak. First, we discuss `hwtypes`,³

¹aha.stanford.edu

²CGRAs [20], [29], [32] are a spatial architecture similar to FPGAs and are composed of processing element (PE) and memory tiles, and a configurable routing network.

³<https://github.com/leonardt/hwtypes>

which serves as both the type system and compilation target for PEak. Second, we discuss `ast_tools`,⁴ an open-source package for Python abstract syntax tree (AST) analysis and rewriting, which is used both to build the PEak compiler and to extend PEak’s meta-programming facilities. These libraries are independent of PEak, and may be of interest on their own.

A. Hardware Types

The core of PEak is the python-embedded expression language of `hwtypes`. `hwtypes` provides a uniform interface for: functional simulation, via direct execution in Python; formal analysis, via automatic translation to formulas in the language of satisfiability modulo theories (SMT) [6]; and RTL generation, via a compiler to Magma. By unifying these types we ensure the equivalence of the generated functional, formal, and RTL models.

`hwtypes` defines abstract interfaces and type constructors for a number of types and kinds. This includes a `Bit` (Boolean) type, fixed-width `BitVector` types (signed and unsigned), arbitrary-precision floating-point types, and algebraic data types (ADTs). We first focus on the `Bit` and `BitVector` types (we discuss the use of ADTs in Section III-B). `Bit` types provide the usual Boolean operators: and `&`, or `|`, xor `^`, and not `~`; equality operators: equals `==`, and not equals `!=`; and an `ite` (if-then-else) method.

The SMT-LIB standard [5] defines a large set of arithmetic and bitwise functions on bitvectors. The `hwtypes` `BitVector` interface defines a method for each of these functions. For instance, the equivalent of the SMT-LIB term (`bvadd x y`) (bitvector addition), where `x` and `y` are of sort (`_ BitVec 16`), or 16-bit bitvectors, is the `hwtypes` expression `x.bvadd(y)`, where `x` and `y` are of the type `BitVector[16]`. More generally, if `f` is a function over bitvectors defined by SMT-LIB, then there is an equivalent method named `f` on the `hwtypes` `BitVector` type. As a convenience, these methods are also defined by overloading Python operators when appropriate. For example: `x.bvadd(y)` can be invoked with `x + y`. The semantics of sign-dependent operators are defined by their type. For example, `x < y` invokes `x.bvslt(y)` (signed less than) for signed `x` and `x.bvult(y)` (unsigned less than) for unsigned `x`.

There are three implementations of the `BitVector` and `Bit` types. The first implementation is a pure Python functional model over constant values. The second wraps `pySMT` [18] to generate SMT terms. Finally, Magma provides a third implementation which allows for the definition of circuits. This uniform interface allows for the same `hwtypes` program to be interpreted in multiple ways. The pure Python implementation is used to simulate a circuit, the SMT implementation is used to generate a formal model, and the Magma implementation is used to generate actual RTL.

The real power of `hwtypes` comes from its embedding in Python which facilitates the generation of complex formulas. For example, we can generate an adder tree over any number of inputs with the use of a recursive function as shown

```
def tadd(*args):
    n = len(args)
    if n == 0:
        return 0
    elif n == 1:
        return args[0]
    else:
        left = tadd(*args[:n//2])
        right = tadd(*args[n//2:])
        return left + right
```

Example II.1: Adder tree generator.

```
def treduce(f, ident, *args):
    n = len(args)
    if n == 0:
        return ident
    elif n == 1:
        return args[0]
    else:
        largs = args[:n//2]
        rargs = args[n//2:]
        l = treduce(f, ident, *largs)
        r = treduce(f, ident, *rargs)
        return f(l, r)
```

Example II.2: Reduction tree generator.

```
@apply_passes([loop_unroll()])
def foo():
    for i in unroll([1, 3, 9]):
        print(i)

def foo():
    print(1)
    print(3)
    print(9)
```

Example II.3: Code with loop unrolling applied.

in Example II.1. This can be easily generalized to perform reduction over any function as shown in Example II.2.

It is important to note that `hwtypes` is an expression language only; all statements are executed in pure Python following typical Python semantics. This is in contrast to PEak (see Section III, below), which breaks away from the semantics of pure Python and reinterprets the meaning of if statements as `ites` using AST rewriting.

B. AST Tools

In order to be able to reinterpret Python code, we developed the `ast_tools` library, which provides a generic infrastructure for composing passes that analyze and transform the Python abstract syntax tree (AST). The design is the result of our experience developing ad hoc AST rewrites for various DSLs (including PEak) and recognizing the need for a common infrastructure to serve these languages.

1) *Pass Architecture:* The entry point to the `ast_tools` library is the `apply_passes` function, which takes a list of passes to run and returns a decorator that is used to transform a function or class. The `apply_passes` function provides a generic prologue and epilogue, which handles logic common

⁴https://github.com/leonardt/ast_tools

to most code transformers. The prologue parses the marked code into an AST and captures a closure of the environment. The epilogue serializes the transformed AST into code and executes it using the captured environment. Passes use a generic interface that consumes as arguments the current AST, the current environment, and a metadata dictionary. A pass may modify any or all of these and return them as results to be used for the next pass or for the epilogue.

In addition to the pass infrastructure, `ast_tools` provides several useful utilities such as the ability to generate a *free* name in the environment, which allows new variables to be introduced without clobbering existing mappings. It also includes a collection of generic transformation and visitor passes that perform common operations.

2) *Macros*: The macro sub-package provides a simple mechanism for performing syntactic rewrites of the Python AST. When an explicit macro identifier is encountered, such as `unroll` in Example II.3, the corresponding transformation is invoked (`loop_unroll`). PEAk employs the macro pattern to allow staged expansion of the specification. For example, `if` statements marked as macros will be evaluated before they are compiled, allowing the user to distinguish between conditional logic intended to describe the generation of the specification versus conditional logic intended to be part of the specification.

III. PEAk

The high-level aim of PEAk is to provide a natural object-oriented view of hardware, in which a circuit is defined as a Python class. PEAk circuits declare sub-components in their `__init__` method⁵ and define their behavior in their `__call__` method.⁶ A circuit's inputs are the arguments to its call method and its outputs are the return values of the method. Sub-components are included simply by calling them as functions.

In Example III.1, we show a small example of PEAk code. Code points of interest have been annotated with `# n`. We start by explaining ALU (`# 4`) and RegALU (`# 7`); then, in Section III-C we discuss the remaining code points. The ALU class performs either an add or a multiply on two data inputs (`in_0`, `in_1`) and is controlled by a single bit `op`. We show the results of compiling this ALU to Verilog using the MLIR [26] backend to Magma in Example III.2.

The RegALU class instantiates an ALU and two Registers. RegALU is controlled by a two-bit signal `instr`, where bit 0 is the ALU `op` and bit 1 is an `acc` flag. RegALU passes the contents of its registers to the ALU and outputs the ALU's output. When the `acc` flag is set, it stores its output in `reg_0`; otherwise, it stores the first input. The observant reader will note that the registers in Example III.1 are not called as functions. Instead, they are simply read and written as instance attributes. We provide this syntax to

⁵`__init__` is the standard initializer method in Python, which is similar to but not quite equivalent to a constructor in C++. A more thorough explanation can be found in the Python reference manual [17].

⁶`__call__` overloads the function call syntax, i.e., `foo(args) ≡ foo.__call__(args)`

```
@family_closure(family_group) # 1
def gen(family): # 2
    BV = family.BitVector
    T = BV[8]
    Bit = family.Bit
    Register = family.gen_register(T, 0)

    @family.compile(locals(), globals()) # 3
    class ALU(Peak): # 4
        def __call__(self,
            op: Bit, in_0: T, in_1: T) -> T: # 5
            if op:
                return in_0 + in_1
            else:
                return in_0 * in_1

    @family.compile(locals(), globals()) # 6
    class RegALU(Peak): # 7
        def __init__(self):
            self.alu = ALU()
            self.reg_0 = Register()
            self.reg_1 = Register()

        def __call__(self,
            instr: BV[2], in_0: T, in_1: T) -> T:
            op = instr[0]
            acc = instr[1]
            out = self.alu(
                op, self.reg_0, self.reg_1
            )
            if acc:
                self.reg_0 = out
            else:
                self.reg_0 = in_0
                self.reg_1 = in_1
            return out
    return RegALU
```

Example III.1: Peak code.

allow registers' next state to be dependent on current state (which is impossible with the `__call__` syntax).

A. PEAk Normal Form

The `ast_tools` library is used to convert a PEAk program to a `hwtypes` program. This is achieved by first performing a typical single static assignment (SSA) transformation [35], i.e., introducing unique variables for every assignment and replacing control flow with `phi` statements. Next, all `return` statements are replaced with assignments to fresh identifiers. Next, the bodies of `if` blocks are inlined into their enclosing blocks, and `phi` nodes are replaced with `ite` calls (a method on the primitive type `Bit`). Finally, we construct the return value by reconstructing the condition structure in a nested `ite`. In this form, the program is a pure `hwtypes` program. The transformed PEAk code for ALU.`__call__` in Example III.1 is shown in Example III.3.

Special care is needed to handle attribute writes (e.g., registers) as they do not behave like other names. At a high level, the compiler simply generates a fresh name for each written attribute which is initialized at the top of the program. Next, it replaces all references to the attribute with references

```

module ALU(
  input op,
  input [7:0] in_0, in_1,
  input CLK, ASYNCRESET,
  output [7:0] O
);

  wire [1:0][7:0] _GEN = {
    {in_0 + in_1}, {in_0 * in_1}
  };
  assign O = _GEN[op];
endmodule

```

Example III.2: ALU compiled to Verilog using the MLIR backend of Magma.

```

class ALU(Peak):
  def __call__(self,
    op: Bit, in_0: T, in_1: T) -> T:
    cond_0 = op
    r_val_0 = in_0 + in_1
    r_val_1 = in_0 * in_1
    r_val_f = cond_0.ite(r_val_0, r_val_1)
    return r_val_f

```

Example III.3: ALU in PEak normal form as generated by the compiler modulo a slight simplification of generated names.

to the fresh name. Finally, it writes the generated name back to the attribute at the end of the program.

The existence of multiple returns complicates this basic scheme, as there are multiple “ends” of the program. Hence, at each return location, the state of each attribute (i.e., the value held in the attribute’s associated name) is stored in a “final” name, so that the proper value may be written to the attribute at end of the program. Then, at the end of the program the final names are multiplexed, in a similar matter to the rebuilding of return values, before being written back. We show the transformation of the simple counter shown in Example III.4 in Example III.5.

```

@family.compile(locals(), globals())
class Counter(Peak):
  def __init__(self):
    self.reg = Register()

  def __call__(self, en: Bit, rst: Bit) -> T:
    if rst:
      self.reg = T(0)
      return T(0)

    if en:
      state = self.reg
      if state < MAX_COUNT - 1:
        next_state = state + 1
      else:
        next_state = T(0)
      self.reg = next_state
      return state
    else:
      return self.reg

```

Example III.4: A counter with a reset and enable.

```

def __call__(self, en: Bit, rst: Bit) -> T:
  self_reg_0 = self.reg
  cond_0 = rst
  self_reg_1 = T(0)
  self_reg_f_0 = self_reg_1
  r_val_0 = T(0)
  cond_2 = en
  state_0 = self_reg_0
  cond_1 = state_0 < MAX_COUNT - 1
  next_state_0 = state_0 + 1
  next_state_1 = T(0)
  next_state_2 = cond_1.ite(
    next_state_0, next_state_1
  )
  self_reg_2 = next_state_2
  self_reg_f_1 = self_reg_2
  r_val_1 = state_0
  self_reg_f_2 = self_reg_0
  r_val_2 = self_reg_0
  self_reg_f = cond_0.ite(
    self_reg_f_0,
    cond_2.ite(self_reg_f_1, self_reg_f_2)
  )
  self.reg = self_reg_f
  r_val_f = cond_0.ite(
    r_val_0,
    cond_2.ite(r_val_1, r_val_2)
  )
  return r_val_f

```

Example III.5: A counter in PEak normal form as generated by the compiler. The names have been simplified and additional line breaks have been inserted to increase readability.

B. Algebraic Data Types

PEak also supports ADTs. As ADTs in PEak must be realizable in hardware, we limit them to finite (non-recursive) types. Beyond the usual benefits of abstraction and type safety, ADTs provide a natural abstraction for ISAs: a sum type can be used to specify categories of instructions with different layouts; and product types can be used to define the fields of each layout. Example III.1 uses a single bit to control its operation. However, by doing so we fix the encoding of the ISA. Instead, designers can define ISAs as ADTs as shown in Example III.6.

Using ADTs to represent ISAs has two main benefits. First, it allows the decode logic to be modified without modifying the functional specification (i.e., the `__call__` method). For instance, to change the encoding of an ADD instruction from `op == 1` to `op == 0` in the original example (III.1), we would need to update the line `if op:` to `if ~op:`. In contrast, in Example III.6, we just need to change the definition of `AluOp`. While these two edits are of similar complexity for the toy examples shown here, the ADT-based specification is much more maintainable for more complex examples, as most of the complexity tends to lie in the `__call__` method. The second main benefit of using ADTs to describe ISAs is type safety. In the original example, it would be possible for a designer to accidentally use bit 0 as the `acc` flag and bit 1 as the `op`. In contrast, comparing a member of `AluOp` to a member of `RegCtrl` would lead to a type error.

When ADTs are compiled to hardware, they must be


```

class AluOp(Enum):
    ADD = 1
    MUL = 0

class RegCtrl(Enum):
    ACC = 1
    BYPASS = 0

class Inst(Product):
    op = AluOp
    ctrl = RegCtrl

...
@family.compile(locals(), globals())
class ALU(Peak):
    def __call__(self,
        op: AluOp, in_0: T, in_1: T) -> T:
        if op == AluOp.ADD:
            return in_0 + in_1
        else:
            return in_0 * in_1

@family.compile(locals(), globals())
class RegALU(Peak):
    def __init__(self):
        self.alu = ALU()
        self.reg_0 = Register()
        self.reg_1 = Register()

    def __call__(self,
        instr: Inst, in_0: T, in_1: T) -> T:
        out = self.alu(
            instr.op, self.reg_0, self.reg_1
        )
        if instr.ctrl == RegCtrl.ACC:
            self.reg_0 = out
        else:
            self.reg_0 = in_0
            self.reg_1 = in_1
        return out

```

Example III.6: Defining an ISA as an ADT.

encoded as bitvectors. While PEak provides reasonable defaults for the encoding (e.g., **Product** types encoded as the concatenation of their fields), a designer may desire a specific bit-level encoding. PEak provides a simple interface to allow this.

C. PEak Internals and Extensions

We now explain the remaining code points in Example III.1. We highlight a few simple requirements: PEak classes must inherit from the `Peak` class (# 4 and # 7), and the type annotations in the `__call__` method (# 5) are *not* optional, as they are needed to generate ports in a Magma context.

Code point # 2 constructs a closure around the ALU and `RegALU` classes. It takes a single argument, which is a *family* object. The family mechanism is the means by which the different interpretations (Python, SMT, Magma) for the same PEak code are provided. Each family object contains one set of implementations for the primitives used by the constructed module (minimally: `Bit`, `BitVector`, ADTs, registers). Note how all types are accessed through the *family* ob-

ject. `family.compile` (# 3 and # 6) invokes the PEak compiler, passing the current symbols to the compiler with `locals()`, `globals()`. Each family can define its own compilation flow. For example, the SMT and Magma families rewrite `__call__` code into the PEak normal form.

Finally, the `family_closure` decorator (# 1) takes a single parameter, which associates the decorated closure with a specific *family group*, an object (typically a module) with attributes `PyFamily`, `SMTFamily`, and `MagmaFamily`, providing families with the Python, SMT, and Magma interpretations, respectively. Default implementations for each family can be obtained by using a specific family group that is included with PEak. The purpose of an explicit family group parameter is to allow extensions beyond this default implementation. For example, an extended family group could include a floating point type which wraps verilog IP in a Magma context, uses the `hwtypes` floating point type in a Python context, and constructs an uninterpreted function in an SMT context.

D. Verification and Test of PEak Circuits

One of the goals of PEak is to make functional testing simple and to democratize formal verification by making the experience nearly equivalent to writing functional tests. As an example, we check whether the code in III.6 always writes its second input to `reg_1`, first using random testing then using formal verification. In III.7, a python instance of the ALU is instantiated. Next, all possible instructions are exhaustively generated by iterating over all values of `AluOp` and `RegCtrl`.⁷ Then, the registers are set to random initial states, and random inputs are passed to the ALU. Finally, we assert the postcondition that `reg_1` contains the value of `il`.

In III.8 we show the formal verification of this property which is similar to the random test. First, free SMT variables for the initial states, inputs, and instruction are constructed. Then, we set the initial state and execute the circuit. Finally, we use CVC4 [7] via `pySMT` to formally verify that `reg_1` contains the value of `il` by asserting the negation of the property.

IV. EVALUATION

PEak has been used in the design of three generations of CGRAs: Garnet [4], Amber [16], and our most recent architecture, Onyx. Amber and Onyx were fabricated in 16 nm and 12 nm commercial CMOS technologies respectively. PEak's unique capabilities have also enabled a number of research projects. Here, we present a summary of results from two of these projects. First, we discuss the CGRA design space exploration framework APEX [30], which uses PEak to generate high-performance RTL. Second, we describe our work on compiler rewrite rule synthesis [12], which uses PEak's formal model to synthesize instruction selection rewrite rules efficiently.

⁷The inner-loop uses the `field_dict` attribute of the `RegCtrl` type which returns a `dict` (mapping type) of names to enum members allowing programmatic generation of such tests.

```

py_alu = gen.Py()
# iterate over all possible instructions
for alu_op in (AluOp.ADD, AluOp.MUL):
    for reg_mode in RegCtrl.field_dict.values():
        # set initial state to random
        py_alu.reg_0 = random_bv(8)
        py_alu.reg_1 = random_bv(8)
        # use random input variables
        i0 = random_bv(8)
        i1 = random_bv(8)
        instr = Inst(alu_op, reg_mode)
        out = py_alu(instr, i0, i1)
        post_condition = py_alu.reg_1 == i1
        assert post_condition

```

Example III.7: Random testing of a PEak circuit.

```

initial_reg_0 = SMTBitVector[8]()
initial_reg_1 = SMTBitVector[8]()
i0 = SMTBitVector[8]()
i1 = SMTBitVector[8]()
instr = make_symbolic(Inst)

smt_alu = gen.SMT()
# set the initial state to be symbolic
smt_alu.reg_0 = initial_reg_0
smt_alu.reg_1 = initial_reg_1
# symbolically execute the circuit
out = smt_alu(instr, i0, i1)
post_condition = to_pysmt(smt_alu.reg_1 == i1)

# pysmt code
with Solver("cvc4") as s:
    s.add_assertion(Not(post_condition))
    if s.solve():
        print("Counter example found")
    else:
        print("Verified")

```

Example III.8: Verification of a PEak circuit using the CVC4 backend of pySMT.

A. APEX

APEX aims to automatically specialize a CGRA’s processing element (PE) architecture to an application or a class of applications. First, it uses frequent subgraph mining and analysis techniques to find common computational patterns in applications of interest. After finding frequent subgraphs, APEX merges these graphs into a new graph. This new graph acts as a specification of a specialized PE architecture capable of accelerating the applications.

APEX considers three axes while specializing PEs: number and type of operations within the PE, intraconnect within each PE, and number of inputs and outputs to and from the PE. Each has a direct effect on the complexity and capability of the PE and resulting CGRA. It is important to note that this parameter space is beyond the expressive capabilities of Verilog, which, for example, cannot parameterize the number of ports on a module, whereas in PEak, such parameterization is trivial.

After performing this analysis, APEX automatically converts the graph specification of each PE into a PEak program. At this point, APEX automatically inserts pipeline registers into the design to ensure high performance. The meta-

programming utilities in PEak, including loop unrolling and if-statement inlining, make this conversion possible.

Figure 1 shows the results of evaluating APEX on four image-processing applications: camera pipeline, harris corner detection, unsharp, and gaussian blur. For each application, we compare an APEX-specialized PE (CGRA-IP) to results obtained using an FPGA, an unspecialized CGRA, and an ASIC. We compare both the energy consumed and the application runtime. The specialized CGRA-IP consumes 18% to 47% less energy than a generic CGRA with no specialization, while providing comparable performance.

B. Rewrite Rule Synthesis

A working application compiler for each generated PE is required to perform realistic benchmarking of PEs during design space exploration. During the instruction selection phase of code generation, *rewrite rules* are used to map computations described in an intermediate representation (IR) to concrete inputs, outputs, and instructions on the PE. Each distinct PE requires its own set of rewrite rules. Creating these rules manually is both labor-intensive and error-prone. Furthermore, manual construction would make automatic design space exploration impossible. In a recent work [12], we show how these rewrite rules can be efficiently and automatically synthesized, given a formal SMT model of the IR and the target PE. In that work, we conveniently use PEak to describe both, making it easy to extract the SMT models.

As an example, consider the rewrite rule for a 16-bit subtraction targeting the ALU described in Example IV.1. The rule specifies that the `invert_0`, `invert_1`, and `op` fields of `Inst` should be set to `InverterCtrl.ident`, `InverterCtrl.invert`, and `AluOp.ADD` respectively. Instead of manually creating this rule, it can be synthesized by solving the following SMT query: $\exists inst. \forall x, y. bsub(16, x, y) = ALU(inst, x, y)$, where `bsub` is the SMT operator for bitvector subtraction and `ALU` is the result of executing the PEak program with the SMT family interpretation (note that this is a simplified form of the query and does not take into account several complications discussed in [12] such as operand ordering, arity mismatches, and state). We show the construction of this query in IV.2.

Another challenge is handling instructions that use compile-time constants such as immediate fields (e.g., add immediate). Using the above formula, we would need a distinct query for each possible compile-time constant. Instead, we can modify the query by finding an instruction that works for every value of the constant, i.e., $\exists inst. \forall x, y, c. badd(16, x, c) = ALU(inst(c), x, y)$. To solve this query, we want to treat some fields of the instruction as universally quantified and others as existentially quantified. PEak’s ability to represent instructions as ADTs makes this possible.

Figure 2 shows the results of synthesizing rewrite rules for a set of IR instructions. The maximum time is 1.1 seconds. Synthesizing all of the rules takes less than 30 seconds, fast enough to be used in the loop during design space exploration, and a significant improvement over manual implementation of rules.

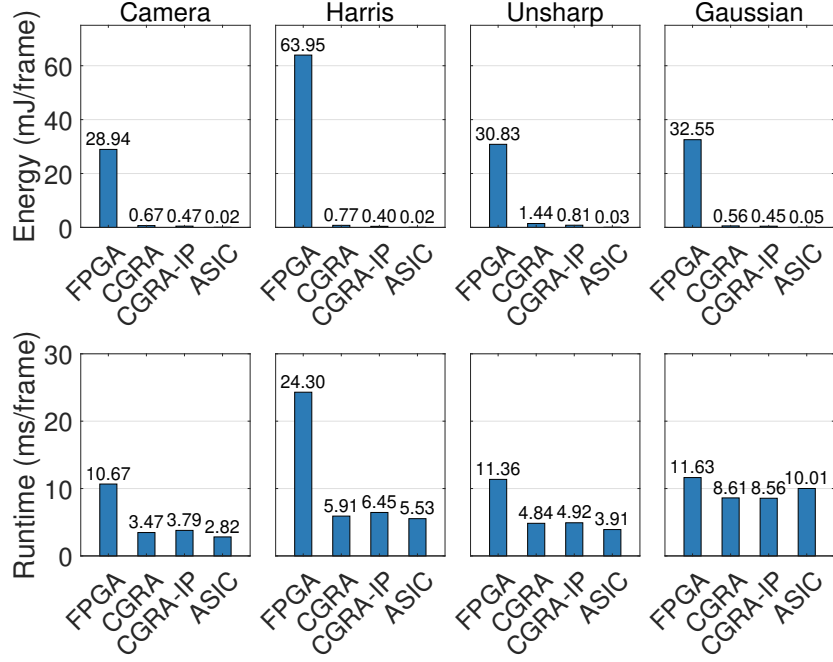


Fig. 1: Energy and runtime comparison between an FPGA, an unspecialized CGRA, an APEX-specialized CGRA, and an ASIC. Figure courtesy of Melchert et al. [30].

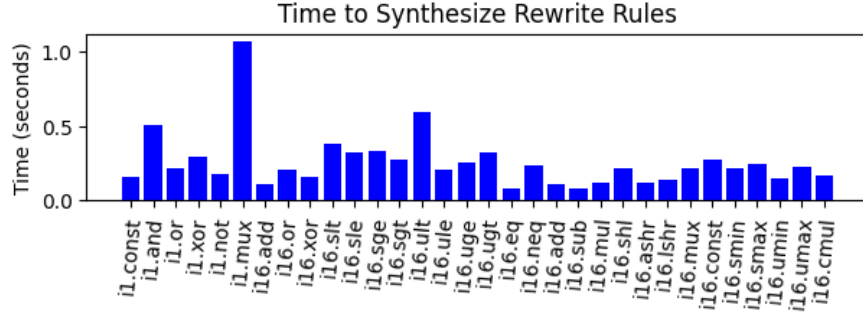


Fig. 2: Rewrite rule synthesis times for various IR instructions.

V. RELATED WORK

The design of PEak draws inspiration from the classic work of Bell and Newell [8], which similarly separated the logical description of an ISA from its semantics and bit-level representations. However, this idea seems to have been largely lost over time and, to our knowledge, is not used in any modern system. PEak generalizes this idea from ISAs to ADTs.

There are many HDLs designed for general-purpose hardware construction, the most popular being Verilog. However, Verilog has extremely limited meta-programming capabilities, weak type systems, and poorly defined semantics. More modern languages with strong type systems like Magma [37] and Chisel [3] ease meta-programming by being embedded in Python and Scala, respectively. These languages define hardware as a graph of modules which is explicitly wired together. In contrast, PEak uses an implicit wiring model to avoid combinational loops. This is a deliberate design decision to keep designs readable and to ensure deterministic behavior.⁸

⁸This means that certain design patterns that use combinational loops, flip-flops constructed from NAND gates for example, are not expressible in PEak.

PEak also provides access to a formal model, a feature not available in other HDLs.

PEak is also inspired by Lava [9], a Haskell-based DSL which supports multiple interpretations similar to PEak. Lava programs, like Magma and Chisel programs, describe hardware structurally. CλaSH [2] is another Haskell-based DSL which is less structural than Lava. It allows the use of case statements and pattern matching, enabling the construction of complex control structures which are difficult to build structurally. However, it does not have direct support for formal analysis like PEak and Lava. Both of these languages have limited type systems. In particular, they lack the ADT capability supported by PEak. Finally, while Haskell is appealing to DSL designers, as it enables elegant meta-programming through the use of type class polymorphism and higher order functions, practice has shown that getting working engineers to adopt a Haskell-based DSL is challenging.

For example, Bluespec SystemVerilog (BSV) [31], a term rewriting system (TRS) that describes circuits as a set of guarded atomic actions (rules), originally had a Haskell-like

```

class AluOp(Enum):
    ADD = 0
    AND = 1
    OR = 2

class InverterCtrl(Enum):
    ident = 0
    invert = 1

class Inst(Product):
    invert_0 = InverterCtrl
    invert_1 = InverterCtrl
    op = AluOp

@family_closure
def gen(family):
    BV = family.BitVector
    T = BV[8]
    Bit = family.Bit
    @family.compile(locals(), globals())
    class ALU(Peak):
        def __call__(self,
            inst: Inst, in_0: T, in_1: T) -> T:
            if inst.invert_0 == InverterCtrl.invert:
                in_0 = ~in_0

            if inst.invert_1 == InverterCtrl.invert:
                in_1 = ~in_1
                cin = Bit(1)
            else:
                cin = Bit(0)

            if inst.op == AluOp.ADD:
                res, cout = add_with_carry(
                    in_0, in_1, cin
                )
                return res
            elif inst.op == AluOp.AND:
                return in_0 & in_1
            else:
                return in_0 | in_1
    return ALU

```

Example IV.1: An ALU supporting 6 operations: Add, Subtract, And, Or, Nand, Nor.

syntax. However, to appeal to a wider audience, it has since adopted an imperative syntax that is closer to behavioral Verilog. BSV rules describe a circuit's behavior as state updates and outputs predicated on current states and inputs. Abstractly, these rules are atomic and are applied sequentially, one rule at a time. However, in practice this would lead to extremely inefficient hardware. Therefore, the BSV compiler attempts to schedule these rules concurrently when possible. When multiple rules can update the same state element they must be scheduled sequentially. The choice of schedule can have significant impact on the quality of the resulting hardware. Kôika [10] is a BSV derivative which aims to eliminate this by giving engineers direct control over the schedule.

A related line of work is high-level synthesis [13] (HLS) which allows designers to describe the behavior of circuits using a high-level programming language such as C, C++, SystemC, or Matlab. HLS programs describe the algorithmic behavior of a circuit, eschewing low-level details like

```

i0 = SMTBitVector[8]()
i1 = SMTBitVector[8]()
instr = make_symbolic(Inst)

smt_alu = gen.SMT()
# symbolically execute the circuit
out = smt_alu(instr, i0, i1)

# construct the synthesis query (pysmt code)
spec = to_pysmt(out == i0 - i1)
universal_vars = [to_pysmt(i0), to_pysmt(i1)]
query = ForAll(universal_vars, spec)
with Solver("cvc4") as s:
    s.add_assertion(query)
    if s.solve():
        val = s.get_py_value(to_pysmt(instr))
        print("Rule found using instruction:")
        print(disassemble(val))
    else:
        print("No Rule")

```

Example IV.2: Rewrite rule synthesis query using PEak and pySMT.

pipelining and resource allocation. An HLS compiler then determines some minimal set of resources which are capable of performing the described algorithm and an associated schedule of computation, i.e. where and when each operation in the source program takes place. While HLS is a popular design paradigm and can provide significant engineering efficiency gains, it often produces low-performance RTL [1].

Contemporary work on ISA specification falls into two main categories: ad hoc specification of existing ISAs [19], [33] and frameworks which are more analogous to PEak for specifying ISAs such as SAIL [21], ILA [23], and ISA-Formal [34]. These systems use declarative descriptions of the semantics of instructions as state updates predicated on the bit-level representation of an instruction. These are powerful tools, but they cannot be used to generate RTL. While this disconnect makes sense when verifying new RTL against an existing ISA specification, it is tedious when the ISA itself being developed, as for each new candidate ISA, both its RTL and its specification must be written separately. In contrast, PEak uses a procedural model in which bit-level encodings are decoupled from the behavioral specification. Further, PEak can be used both for specification and RTL-generation.

VI. CONCLUSION

PEak provides designers with the means to specify a single source of truth for hardware design. This has been proven to be a useful paradigm for enabling novel automated design methodologies which incorporate formal methods. These methodologies have enabled us to develop three generations of CGRA architectures.

PEak is built on top of hwtypes and ast_tools. hwtypes provides a Pythonic interface to functional simulation, formal SMT models, and RTL generation via Magma. ast_tools provides infrastructure for Python AST analysis and transformations and enables the reinterpretation of Python control flow. Such tools may be useful for other new languages which, like PEak, aim to provide a single source of truth.

REFERENCES

- [1] Abhinav Agarwal, Man Cheuk Ng, et al. A comparative evaluation of high-level hardware synthesis using reed-solomon decoder. *IEEE Embedded Systems Letters*, 2(3):72–76, 2010.
- [2] Christiaan Baaij, Matthijs Kooijman, Jan Kuper, Arjan Boeijink, and Marco Gerard. C⁷ash: Structural descriptions of synchronous hardware using haskell. In *2010 13th Euromicro Conference on Digital System Design: Architectures, Methods and Tools*, pages 714–721. IEEE, 2010.
- [3] Jonathan Bachrach, Huy Vo, Brian Richards, Yunsup Lee, Andrew Waterman, Rimas Avizienis, John Wawrzyniak, and Krste Asanović. Chisel: Constructing hardware in a Scala embedded language. In *Design Automation Conference (DAC) 2012*, pages 1212–1221. IEEE, 2012.
- [4] Rick Bahr, Clark Barrett, Nikhil Bhagdikar, Alex Carsello, Ross Daly, Caleb Donovanick, David Durst, Kayvon Fatahalian, Kathleen Feng, Pat Hanrahan, Teguh Hofstee, Mark Horowitz, Dillon Huff, Fredrik Kjolstad, Taeyoung Kong, Qiaoyi Liu, Makai Mann, Jackson Melchert, Ankita Nayak, Aina Niemetz, Gedeon Nyengele, Priyanka Raina, Stephen Richardson, Raj Setaluri, Jeff Setter, Kavaya Sreedhar, Maxwell Strange, James Thomas, Christopher Torng, Leonard Truong, Nestan Tsiskaridze, and Keyi Zhang. Creating an agile hardware design flow. In *Design Automation Conference (DAC)*, 2020.
- [5] Clark Barrett, Pascal Fontaine, and Cesare Tinelli. The Satisfiability Modulo Theories Library (SMT-LIB). www.smt-lib.org, 2016.
- [6] Clark Barrett, Roberto Sebastiani, Sanjit Seshia, and Cesare Tinelli. Satisfiability modulo theories. In Armin Biere, Marijn J. H. Heule, Hans van Maaren, and Toby Walsh, editors, *Handbook of Satisfiability, Second Edition*, volume 336 of *Frontiers in Artificial Intelligence and Applications*, chapter 33, pages 825–885. IOS Press, February 2021.
- [7] Clark W. Barrett, Christopher L. Conway, Morgan Deters, Liana Hadarean, Dejan Jovanovic, Tim King, Andrew Reynolds, and Cesare Tinelli. CVC4. In Ganesh Gopalakrishnan and Shaz Qadeer, editors, *Computer Aided Verification - 23rd International Conference, CAV 2011, Snowbird, UT, USA, July 14-20, 2011. Proceedings*, volume 6806 of *Lecture Notes in Computer Science*, pages 171–177. Springer, 2011.
- [8] C. Gordon Bell and Allen Newell. The PMS and ISP descriptive systems for computer structures. AFIPS’70 (Spring), page 351–374, New York, NY, USA, 1970. Association for Computing Machinery.
- [9] Per Bjesse, Koen Claessen, Mary Sheeran, and Satnam Singh. Lava: hardware design in haskell. *ACM SIGPLAN Notices*, 34(1):174–184, 1998.
- [10] Thomas Bourgeat, Clément Pit-Claudel, and Adam Chlipala. The essence of bluespec: a core language for rule-based hardware design. In *Proceedings of the 41st ACM SIGPLAN Conference on Programming Language Design and Implementation*, pages 243–257, 2020.
- [11] Alex Carsello, Kathleen Feng, Taeyoung Kong, Kalhan Koul, Qiaoyi Liu, Jackson Melchert, Gedeon Nyengele, Maxwell Strange, Keyi Zhang, Ankita Nayak, Jeff Setter, James Thomas, Kavaya Sreedhar, Po-Han Chen, Nikhil Bhagdikar, Zachary Myers, Brandon D’Agostino, Pranil Joshi, Stephen Richardson, Rick Bahr, Christopher Torng, Mark Horowitz, and Priyanka Raina. Amber: A 367 GOPS, 538 GOPS/W 16nm SoC with a coarse-grained reconfigurable array for flexible acceleration of dense linear algebra. In *2022 IEEE Symposium on VLSI Technology and Circuits*, 2022.
- [12] Ross Daly, Caleb Donovanick, Jackson Melchert, Rajsekhar Setaluri, Nestan Tsiskaridze Bullock, Priyanka Raina, Clark Barrett, and Pat Hanrahan. Synthesizing instruction selection rewrite rules from RTL using SMT. In *Proceedings of the 22nd Conference on Formal Methods in Computer-Aided Design (FMCAD)*, pages 139–150, 2022.
- [13] Luka Daoud, Dawid Zydek, and Henry Selvaraj. A survey of high level synthesis languages, tools, and compilers for reconfigurable high performance computing. In *Advances in Systems Science: Proceedings of the International Conference on Systems Science 2013 (ICSS 2013)*, pages 483–492. Springer, 2014.
- [14] Andrew Dobis, Kevin Laeuffer, Hans Jakob Damsgaard, Tjark Petersen, Kasper Juul Hesse Rasmussen, Enrico Tolotto, Simon Thye Andersen, Richard Lin, and Martin Schoeberl. Verification of Chisel hardware designs with ChiselVerify. *Microprocessors and Microsystems*, 96:104737, 2023.
- [15] David Durst, Matthew Feldman, Dillon Huff, David Akeley, Ross Daly, Gilbert Louis Bernstein, Marco Patrignani, Kayvon Fatahalian, and Pat Hanrahan. Type-directed scheduling of streaming accelerators. In *Proceedings of the 41st ACM SIGPLAN Conference on Programming Language Design and Implementation*, pages 408–422, 2020.
- [16] Kathleen Feng, Alex Carsello, Taeyoung Kong, Kalhan Koul, Qiaoyi Liu, Jackson Melchert, Gedeon Nyengele, Maxwell Strange, Keyi Zhang, Ankita Nayak, Jeff Setter, James Thomas, Kavaya Sreedhar, Po-Han Chen, Nikhil Bhagdikar, Zachary Myers, Brandon D’Agostino, Pranil Joshi, Stephen Richardson, Rick Bahr, Christopher Torng, Mark Horowitz, and Priyanka Raina. Amber: Coarse-grained reconfigurable array-based SoC for dense linear algebra acceleration. In *2022 IEEE Hot Chips 34 Symposium (HCS)*, 2022.
- [17] Python Software Foundation. The python language reference, 2023. <https://docs.python.org/3/reference/datamodel.html#basic-customization>.
- [18] Marco Gario and Andrea Micheli. PySMT: A solver-agnostic library for fast prototyping of SMT-based algorithms. In *SMT Workshop 2015*, 2015.
- [19] Shilpi Goel, Warren A. Hunt, Matt Kaufmann, and Soumava Ghosh. Simulation and formal verification of x86 machine-code programs that make system calls. In *2014 Formal Methods in Computer-Aided Design (FMCAD)*, pages 91–98, 2014.
- [20] Venkatraman Govindaraju, Chen-Han Ho, Tony Nowatzki, Jatin Chhugani, Nadathur Satish, Karthikeyan Sankaralingam, and Changkyu Kim. DySER: Unifying functionality and parallelism specialization for energy-efficient computing. *IEEE Micro*, 32(5):38–51, 2012.
- [21] Kathryn E Gray, Gabriel Kerneis, Dominic Mulligan, Christopher Pulte, Susmit Sarkar, and Peter Sewell. An integrated concurrency and core-ISA architectural envelope definition, and test oracle, for IBM POWER multiprocessors. In *Proceedings of the 48th International Symposium on Microarchitecture*, pages 635–646, 2015.
- [22] John L. Hennessy and David A. Patterson. A new golden age for computer architecture. *Communications of the ACM*, 62(2):48–60, 2019.
- [23] Bo-Yuan Huang, Hongce Zhang, Pramod Subramanyan, Yakir Vizel, Aarti Gupta, and Sharad Malik. Instruction-level abstraction (ILA): A uniform specification for system-on-chip (SoC) verification. *ACM Trans. Des. Autom. Electron. Syst.*, 24(1), Dec 2018.
- [24] David Koeplinger, Matthew Feldman, Raghu Prabhakar, Yaqi Zhang, Stefan Hadjis, Ruben Fiszal, Tian Zhao, Luigi Nardi, Ardavan Pedram, Christos Kozyrakis, et al. Spatial: A language and compiler for application accelerators. In *Proceedings of the 39th ACM SIGPLAN Conference on Programming Language Design and Implementation*, pages 296–311, 2018.
- [25] Kalhan Koul, Jackson Melchert, Kavaya Sreedhar, Leonard Truong, Gedeon Nyengele, Keyi Zhang, Qiaoyi Liu, Jeff Setter, Po-Han Chen, Yuchen Mei, Maxwell Strange, Ross Daly, Caleb Donovanick, Alex Carsello, Taeyoung Kong, Kathleen Feng, Dillon Huff, Ankita Nayak, Rajsekhar Setaluri, James Thomas, Nikhil Bhagdikar, David Durst, Zachary Myers, Nestan Tsiskaridze, Stephen Richardson, Rick Bahr, Kayvon Fatahalian, Pat Hanrahan, Clark Barrett, Mark Horowitz, Christopher Torng, Fredrik Kjolstad, and Priyanka Raina. AHA: An agile approach to the design of coarse-grained reconfigurable accelerators and compilers. *ACM Trans. Embed. Comput. Syst.*, 2023.
- [26] Chris Lattner, Mehdi Amini, Uday Bondhugula, Albert Cohen, Andy Davis, Jacques Pienaar, River Riddle, Tatiana Shpeisman, Nicolas Vasilache, and Oleksandr Zinenko. MLIR: Scaling compiler infrastructure for domain specific computation. In *2021 IEEE/ACM International Symposium on Code Generation and Optimization (CGO)*, pages 2–14, 2021.
- [27] Derek Lockhart, Stephen Twigg, Doug Hogberg, George Huang, Ravi Narayanaswami, Jeremy Coriell, Uday Dasari, Richard Ho, Doug Hogberg, George Huang, Anand Kane, Chintan Kaur, Tao Kaur, Adriana Maggiore, Kevin Townsend, and Emre Tuncer. Experiences building edge TPU with Chisel. In *2018 Chisel Community Conference (CCC)*, 2018.
- [28] Derek Lockhart, Gary Zibrat, and Christopher Batten. PyMTL: A unified framework for vertically integrated computer architecture research. In *2014 47th Annual IEEE/ACM International Symposium on Microarchitecture*, pages 280–292. IEEE, 2014.
- [29] Bingfeng Mei, Serge Vernalde, Diederik Verkest, Hugo De Man, and Rudy Lauwereins. ADRES: An architecture with tightly coupled VLIW processor and coarse-grained reconfigurable matrix. In *International Conference on Field Programmable Logic and Applications*, pages 61–70. Springer, 2003.
- [30] Jackson Melchert, Kathleen Feng, Caleb Donovanick, Ross Daly, Ritvik Sharma, Clark Barrett, Mark A Horowitz, Pat Hanrahan, and Priyanka Raina. Apex: A framework for automated processing element design space exploration using frequent subgraph analysis. In *Proceedings of the 28th ACM International Conference on Architectural Support for Programming Languages and Operating Systems, Volume 3*, pages 33–45, 2023.
- [31] Rishiyur Nikhil. Bluespec system verilog: efficient, correct rtl from high level specifications. In *Proceedings. Second ACM and IEEE*

- International Conference on Formal Methods and Models for Co-Design, 2004. MEMOCODE'04.*, pages 69–70. IEEE, 2004.
- [32] Raghu Prabhakar, Yaqi Zhang, David Koeplinger, Matt Feldman, Tian Zhao, Stefan Hadjis, Ardavan Pedram, Christos Kozyrakis, and Kunle Olukotun. Plasticine: A reconfigurable architecture for parallel patterns. In *2017 ACM/IEEE 44th Annual International Symposium on Computer Architecture (ISCA)*, pages 389–402. IEEE, 2017.
 - [33] Alastair Reid. Trustworthy specifications of ARM® v8-A and v8-M system level architecture. In *2016 Formal Methods in Computer-Aided Design (FMCAD)*, pages 161–168, 2016.
 - [34] Alastair Reid, Rick Chen, Anastasios Deligiannis, David Gilday, David Hoyes, Will Keen, Ashan Pathirane, Owen Shepherd, Peter Vrubel, and Ali Zaidi. End-to-end verification of processors with ISA-Formal. In *International Conference on Computer Aided Verification*, pages 42–58. Springer, 2016.
 - [35] Barry K. Rosen, Mark N. Wegman, and F. Kenneth Zadeck. Global value numbers and redundant computations. In *Proceedings of the 15th ACM SIGPLAN-SIGACT Symposium on Principles of Programming Languages*, POPL’88, page 12–27, New York, NY, USA, 1988. Association for Computing Machinery.
 - [36] Ofer Shacham, Omid Azizi, Megan Wachs, Wajahat Qadeer, Zain Asgar, Kyle Kelley, John P Stevenson, Stephen Richardson, Mark Horowitz, Benjamin Lee, et al. Rethinking digital design: Why design must change. *IEEE Micro*, 30(6):9–24, 2010.
 - [37] Lenny Truong and Pat Hanrahan. A golden age of hardware description languages: Applying programming language techniques to improve design productivity. In *3rd Summit on Advances in Programming Languages (SNAPL 2019)*. Schloss Dagstuhl-Leibniz-Zentrum fuer Informatik, 2019.
 - [38] Lenny Truong, Steven Herbst, Rajsekhar Setaluri, Makai Mann, Ross Daly, Keyi Zhang, Caleb Donovick, Daniel Stanley, Mark Horowitz, Clark Barrett, et al. fault: A python embedded domain-specific language for metaprogramming portable hardware verification components. In *International Conference on Computer Aided Verification*, pages 403–414. Springer, 2020.
 - [39] Keyi Zhang, Zain Asgar, and Mark Horowitz. Bringing source-level debugging frameworks to hardware generators. In *Proceedings of the 59th ACM/IEEE Design Automation Conference, DAC ’22*, page 1171–1176, New York, NY, USA, 2022. Association for Computing Machinery.