

Large Language Models Vote: Prompting for Rare Disease Identification

David Oniani¹, Jordan Hilsman¹, Hang Dong², Shiven Verma³,
Fengyi Gao¹, and Yanshan Wang¹

¹Department of Health Information Management, University of Pittsburgh, Pittsburgh, PA, USA

²Department of Computer Science, University of Oxford, Oxford, UK

³Upper St. Clair HS, USA

Abstract

The emergence of generative Large Language Models (LLMs) emphasizes the need for accurate and efficient prompting approaches. The use of LLMs in Few-Shot Learning (FSL) settings, where data is scarce, has become a standard practice. FSL has also become popular in many Artificial Intelligence (AI) subdomains, including AI for health. Rare diseases affect a small fraction of the population, and due to limited data availability, their identification from clinical notes inherently requires FSL techniques. Manual data collection and annotation is both expensive and time-consuming. In this paper, we propose Models-Vote Prompting (MVP), an ensemble prompting approach for improving the performance of LLM queries in FSL settings. MVP works by prompting several LLMs to perform the same task and then conducting a majority vote on the resulting outputs. The proposed method achieves improved results to any one model in the ensemble on one-shot rare disease identification and classification tasks. MVP performance rivals that of well-known Self-Consistency (SC) prompting. In addition, we introduce a novel rare disease dataset for FSL, reproducible to those who signed the MIMIC-IV Data Use Agreement (DUA). Furthermore, we also assess the feasibility of using JSON-augmented prompts for automating generative LLM evaluation.

Introduction

Large Language Models (LLMs) are language models that typically consist of hundreds of millions to billions of parameters and are characterized by unsupervised pre-training and supervised fine-tuning [1]. LLMs have proven useful in many tasks, including representation learning [2, 3], machine translation [4, 5], and text generation [6, 7]. Recently, generative LLMs have taken Computer Science (CS) and Artificial Intelligence (AI) research communities by storm, with models such as LLaMA [8] and Stable Diffusion [9] seeing significant adoption and with ChatGPT [10] reaching over 100 million active users within two months since its release [11].

Prompting is a novel paradigm, where with the help of a textual prompt, downstream tasks can be modeled similar to those solved during pre-training [12]. This can be considered an alternative to the conventional unsupervised pre-training and supervised fine-tuning paradigms. The act of prompting is closely tied to the concept of in-context learning, where a language model is given a prompt composed of training examples and a test instance as the input. The model then generates the corresponding output to the test instance without any change to its parameters [13]. The output of the model coherently follows the language of the prompt, by understanding the meaning present in the examples [14]. Prompting led to the emergence of prompt engineering, a discipline that aims to develop effective prompting methods for efficiently solving tasks [15]. A variety of prompting methods have already been developed, including Instruction Prompting (IP) in the manner of

InstructGPT [16], Chain-of-Thought (CoT) [17], and Self-Consistency (SC) [18] prompting. Yet, there has been a lack of prompting approaches that combine the knowledge of multiple LLMs.

Deep Learning (DL) often requires large amounts of data that can be expensive and occasionally difficult to obtain. Few-Shot Learning (FSL) is a subfield of AI that attempts to enable machine learning even in cases with a small number sample (also known as shots). FSL has recently shown promising performance in various tasks, from image segmentation [19] to speaker recognition [20] and from Named-Entity Recognition (NER) [21] to Question-Answering (QA) [22]. Furthermore, prompt-based approaches perform well in FSL settings [23].

Rare disease identification serves as a natural application for utilizing FSL techniques. A rare disease is defined as a disease that affects no more than 200,000 people in the population (US definition) [24] or no more than one in two thousand people (EU definition) [25]. Despite slight differences in these definitions, we can consider a rare disease to be a disease that affects one in several thousand people. As a result of this rarity, it is hard to obtain extensive and comprehensive amounts of data for these diseases, which prompts the use of FSL approaches. Unlike structured Electronic Health Records (EHRs) that primarily capture standardized and limited information, Clinical Notes (CNs) are detailed narratives of patient conditions, symptoms, treatments, and contextual information. The complexity and variety of language used in CNs reflect the intricate nuances of medical cases, including subtle symptoms that might not be documented in structured formats. NLP algorithms can effectively sift through these notes, extracting valuable insights and patterns that might lead to the early detection and accurate diagnosis of rare diseases. This process aids medical professionals in uncovering hidden correlations and symptoms, reducing the diagnostic odyssey that often characterizes rare disease cases. On the other hand, rare disease datasets are also scarce, especially for Natural Language Processing (NLP) purposes, and relying only on the structured data can lead to erroneous conclusions or missed patients when recruiting for trials [26–28]. To the best of our knowledge, there has been one work that attempted to build a rare disease dataset via weak supervision [29], but the annotations have not been fully verified by humans with biomedical experience, and the number of rare disease cases in existing datasets such as MIMIC-III [30, 31] are not sufficient for 4-way 128 or 256-shot experiments.

In this paper, we make the following contributions:

1. We propose Models-Vote Prompting (MVP), an ensemble prompting method that uses multiple LLMs for majority voting to improve the success rate of task completion. We evaluate the proposed strategy on two NLP tasks (with four different context sizes) and measure its performance via metrics: accuracy, precision, recall, and F-score. We also compare MVP to SC prompting. Furthermore, we conduct statistical hypothesis testing to verify that the mean difference in model outputs between MVP and second-best models is non-zero.
2. We introduce a novel FSL dataset for rare disease identification. The rare disease dataset was obtained by processing a recently released MIMIC-IV [32, 33] database. For the tasks performed in the study, we conduct a thorough, two-round annotation process involving annotation guidelines and two annotators with biomedical experience, resulting in a high Inter-Annotator Agreement (IAA) score. The dataset, excluding annotations, can be fully reproduced by following the steps in the codebase we released for the study¹.
3. We emphasize the importance of incorporating parsable formats, such as JSON, in LLM prompts, for facilitating LLM evaluation.

¹<https://github.com/PittNAIL/llms-vote>.

Overview of Prompting Approaches

In this section, we provide a brief overview of the popular prompting approaches: IP, CoT, and SC. We also formally define our proposed approach: MVP. In this direction, we use the formal approach inspired by Phuong et al. [34] We start by introducing the formal notation and defining the existing methods. A comparison with MVP is made in the following section.

Notation

Let $\mathbf{x} \equiv x[1 : n] \equiv x[1], x[2], \dots, x[n]$ be a sequence of sub-word tokens. The goal is to learn an estimate \hat{P} of the distribution $P(x)$ from independent and identically distributed (i.i.d.) data. We denote the parameters of the distribution as θ and the output sequence of tokens as \mathbf{y} . Note that, unlike a typical programming language, we use 1-based indexing and inclusive ranges (i.e., range $x[i : j]$ includes both $x[i]$ and $x[j]$). Then the following holds:

$$\begin{aligned} \hat{P}(\mathbf{x}) &= P_\theta(x[1]) \cdot P_\theta(x[2] | x[1]) \\ &\quad \cdot P_\theta(x[3] | x[1 : 2]) \\ &\quad \cdot P_\theta(x[4] | x[1 : 3]) \\ &\quad \dots \\ &\quad \cdot P_\theta(x[n] | x[1 : n - 1]) \end{aligned} \tag{1}$$

which can also be formulated as

$$\hat{P}(\mathbf{x}) = P_\theta(x[1]) \cdot \prod_{i=2}^n P_\theta(x[i] | x[1 : i - 1]) \tag{2}$$

Overview

IP is the simplest of all the prompting approaches described in the paper, where the input text includes instructions (usually, a few). This can be formally expressed as follows:

$$\mathbf{y} \sim P_\theta^{\text{IP}}(\mathbf{y} | \mathbf{x}) \tag{3}$$

CoT makes use of a series of reasoning steps $\mathbf{s} \equiv s_1, s_2, \dots, s_l$ to get from \mathbf{x} to the output \mathbf{y} . Hence, it can be formulated as:

$$\mathbf{y} \sim P_\theta^{\text{CoT}}(\mathbf{y} | \mathbf{x}, \mathbf{s}) \tag{4}$$

SC prompting is an ensemble approach that samples LLM decoder to generate some number of i.i.d chains of thought. We denote this number as m and let $\mathbf{c} \equiv c_1, c_2, \dots, c_m$ be the chains of thought. We get a set of responses $\mathbf{r} \equiv r_1, r_2, \dots, r_m$, where $r_i = P_\theta^{\text{CoT}}(\mathbf{y} | c_i)$. After generating \mathbf{r} , we get:

$$\mathbf{y} \sim \# \arg \max \{i | r_i = \mathbf{y}\} \tag{5}$$

Models-Vote Prompting

Notice that all of the methods described in the previous section make use of a single model, yet the availability of LLMs allows for the use of multiple, further enriching model pool, and diversity of

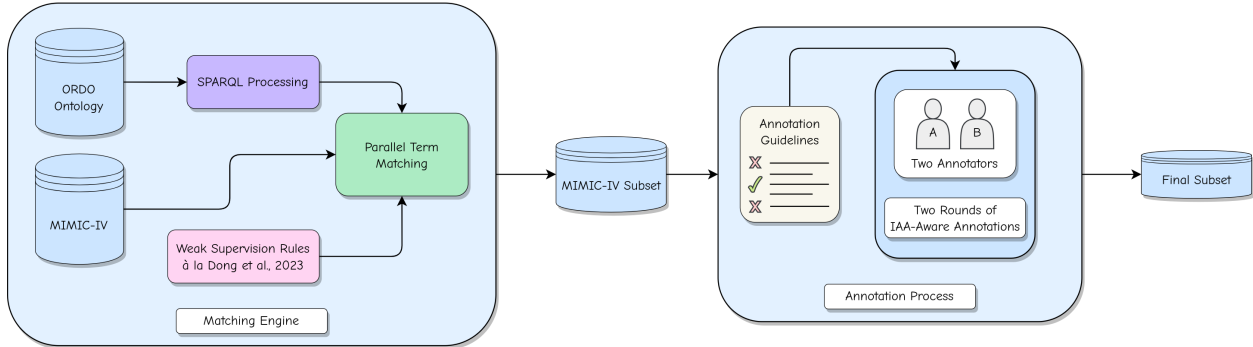


Figure 1: Rare Disease Dataset Pipeline

the training data. MVP is an ensemble approach that uses a set of m language models to generate a response. Formally, this can be expressed as follows:

$$\begin{aligned}
 \mathbf{y}_1 &\sim P_{\theta(1)}^{MVP}(\mathbf{y} | \mathbf{x}) \\
 \mathbf{y}_2 &\sim P_{\theta(2)}^{MVP}(\mathbf{y} | \mathbf{x}) \\
 &\dots \\
 \mathbf{y}_n &\sim P_{\theta(m)}^{MVP}(\mathbf{y} | \mathbf{x})
 \end{aligned} \tag{6}$$

We then perform majority voting and select the most frequent response as follows:

$$\mathbf{y} \sim \# \arg \max \{i | y_i = \mathbf{y}\} \tag{7}$$

The proposed approach improves upon existing techniques in several ways.

First, MVP allows for considering several models trained on different datasets, which is especially useful for complex problems or when a single model does not have sufficient knowledge to generate proper responses. As opposed to existing strategies that query the same model multiple times [35], we adopt an approach similar to that seen in the Random Forest, where the final prediction depends on the majority vote of multiple learners [36]. Despite the individual models not being weak learners, utilizing a pool of models in the proposed manner may also balance bias and variance and converge to an average obtained from multiple datasets. In other words, a single LLM generates text after pre-training on some dataset D_1 , while MVP uses the knowledge from the collection of datasets $\{D_1, D_2, \dots, D_n\}$. While the datasets may overlap, i.e., $\bigcap_{i=1}^n D_i \neq \emptyset$ can be true, the increasing availability of domain-specific datasets has facilitated the development of domain-aware LLMs. Besides, the availability of general-purpose conversational datasets has also been growing [37]. Thus, it is not too difficult to find a set of models where the overlap is not large [38, 39]. Therefore, while the importance of strategies utilizing a single model cannot be understated, it is vital to consider approaches for improving performance that make use of multiple models.

Second, MVP facilitates inference on low-powered hardware (e.g., with limited GPU memory). In cases where using very large (over 50 billion parameters) LLMs is infeasible due to cost or hardware constraints, one can combine results from several smaller models and observe performance improvement against any individual model.

Finally, since MVP is an aggregator of results, it is flexible, making the integration of pre-existing prompting methods straightforward.

Disease	MIMIC-IV	Filtered	AR 1	AR 2
Babesiosis	320	106	16	64
Cryptogenic Organizing Pneumonia	304	110	16	64
Giant Cell Arteritis	406	115	16	64
Graft Versus Host Disease	429	106	16	64

Table 1: Number of documents per disease.

Dataset

In this section, we introduce a new rare disease dataset. First, we would like to describe the methods for obtaining the rare disease dataset, including generating the subset and the annotation process. We used the recently released MIMIC-IV database, which is over five times larger than its predecessor MIMIC-III and contains 331,794 de-identified discharge summaries, as the base for the dataset. Figure 1 shows the overview pipeline.

Term Matching Augmented with Weak Supervision Rules

We used SPARQL domain-specific language (DSL) for extracting rare disease terms from the Orphanet Rare Disease Ontology (ORDO) version 4.2² [40]. SPARQL queries were executed using the Python library `rdflib`³. After obtaining a list of rare diseases, we performed simple term matching on the MIMIC-IV database. Since the number of lookups was on the order of billions and the documents were not of small size, we have not used Python. The rationale was two-fold: first, due to Global Interpreter Lock (GIL), Python does not have the ability to perform proper multi-threading and second, it is a high-level interpreted language, which would not satisfy the performance requirements needed for efficiently completing the task at hand. Instead, we used the Rust⁴ programming language and the `rayon`⁵ library for performing term-matching in parallel. This allowed us to create an inverted index of terms mapped to the note identifiers.

After obtaining an inverted index, we performed further filtering by applying weak supervision rules proven effective in the recent work on rare diseases [29], by greatly improving the precision while retaining the level of recall of a string-based matching method. Specifically, we removed rare diseases whose term length was less than four (i.e., character count rule to filter out ambiguous abbreviations) or those whose occurrences were more than 0.5% (i.e., “prevalence” rule to filter out common disease mentions which are not likely to be of a rare disease). Finally, we obtained a subset from which we selected the four most frequent rare diseases, having a number of cases sufficient for us to perform the few-shot evaluation on them. These four rare diseases are Babesiosis, Giant Cell Arteritis, Graft Versus Host Disease, and Cryptogenic Organizing Pneumonia.

Annotations

The annotation process consisted of two rounds: an initial session to ensure a high IAA and a second session for the final annotations. Two annotators with specialized knowledge in the biomedical field annotated the two distinct batches of CNs with rare disease occurrences. The initial round had 64

²<https://www.orphadata.com/ordo/>

³<https://rdflib.readthedocs.io/en/stable/>

⁴<https://www.rust-lang.org/>

⁵<https://docs.rs/rayon/latest/rayon/>

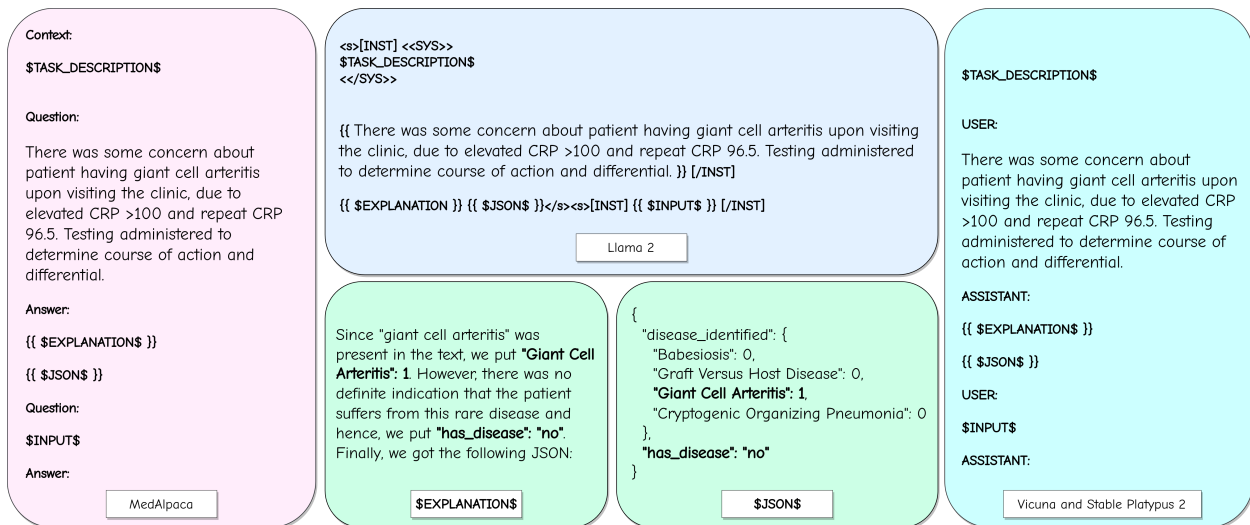


Figure 2: CoT-Augmented Models-Vote Prompt Engineering

CNs, while the second round had 256 CNs. If a patient whose CN was under consideration had a rare disease, the patient would be labeled “1” and “0” otherwise. Cases where a patient’s CN demonstrated a family history of the disease, or suffered from that disease in the past (but not in the present), were labeled as “0”⁶. Our annotation guidelines outlined the annotation process, accompanied by examples of positive and negative matches.

We used Cohen’s kappa [41] for computing IAA:

$$\kappa = \frac{p_o - p_e}{1 - p_e} \quad (8)$$

where p_0 is the probability of agreement on the label assigned to any sample, and p_e is the hypothetical probability of chance agreement.

The Cohen’s kappa score for the initial IAA assessment on 64 document annotations (the first round of annotations) was 0.839. Such a high value suggested a near-perfect agreement after which, we moved to the second round.

In the second round, 256 documents were annotated, which we used for evaluating the proposed prompting method.

Finally, we ended up with 256 annotation documents providing information about which rare disease occurred in a context and whether the person (whose discharge summary it is) suffers from the rare disease present in the context. The final dataset statistics are shown in Table 1. The dataset will be available to researchers who have signed MIMIC-IV Data Use Agreement (DUA).

Experiments

The rare disease dataset we built was used for FSL experiments. For a more holistic evaluation, the original 256 annotated documents were chunked into four subsets, containing CN substrings

⁶To note that this is distinct from Dong et al. [29] where *past* rare diseases were also annotated as positive; we aim to identify *present* rare diseases.

with 32, 64, 128, and 256 words (context size). It should be noted that every context window contained the rare disease mention. The evaluation was performed using the following openly available models: Llama 2 13B [42], MedAlpaca 13B [43], Stable Platypus 2 13B [44], and Vicuna 13B [45]. We selected these LLMs as they were some of the highest scoring models on the Open LLM Leaderboard [46]. MedAlpaca specifically was selected due to its fine-tuning on medical question-answering. To compare MVP with SC prompting, Llama 2 with SC prompting was also evaluated. For all models, the maximum number of tokens was set to 1,024.

Tasks

As discussed before, we considered two tasks: rare disease identification and rare disease classification.

Rare disease identification, while discussed separately from classification, can also be considered a binary classification task. This task determines whether the model can infer that the person in question has a particular disease. In this case, majority voting consisted of computing the number of 0 and 1 votes per prompt. Since our experiments considered 4 models in total, if the sum was less than 2, we counted it as no (0). Otherwise, we counted it as yes (1).

Rare disease classification assesses the model’s ability to correctly identify rare diseases in the given context. For this task, we had five classes: the original four rare diseases and the class “other” if the model prediction was not one of the four diseases. The disease was considered correctly classified if it received the majority of votes. In situations where multiple labels were predicted (i.e., had majority votes), as long as the correctly identified one was among them, we still counted it as a correct prediction. The rationale is that having the same number of votes makes a sample stand out and in practice would require careful examination.

In total, 256 CNs have been considered and for each of the tasks, we provided 32, 64, 128, and 256 word context windows for evaluation.

Prompt Engineering

Proper calibration of prompts has demonstrated improvement in model performance [47]. Similarly, using the same prompt format as in the pre-training can improve model performance, and such prompt engineering approaches have gotten popular [48]. We followed the paradigm and designed prompts on a per-model basis. Figure 2 illustrates the method.

We used CoT in the prompt design. For MedAlpaca, the template included a task description as a context, a question-and-answer example for instruction prompting, and the actual question in the form of a CN context. Llama 2 prompt followed the same idea but used tags specific to its pre-training. Finally, for both Vicuna and Stable Platypus 2, we utilized an approach similar to MedAlpaca, as their pre-training prompts were also alike. Note that `$EXPLANATION$`, `$JSON$`, and `$TASK_DESCRIPTION$` are all placeholders to be replaced by actual text. For `$EXPLANATION$`, `$JSON$`, text is shown in Figure 2. `$TASK_DESCRIPTION$` describes a task and lists all diseases to be identified, but has been omitted for brevity.

JSON-Augmented Prompts to Facilitate Model Evaluation

Automated evaluation of generative LLMs can be challenging, as the output is mainly human language. A typical solution is recruiting annotators, which can be expensive and time-consuming.

Model	Context	Identification (APRF)	Classification (APRF)
<i>Llama 2</i>	32 words	0.63, 0.68, 0.61, 0.59	0.77, 0.79 , 0.62, 0.69
<i>MedAlpaca</i>		0.48, 0.51, 0.50, 0.41	0.32, 0.62, 0.26, 0.29
<i>Stable Platypus 2</i>		0.63, 0.63, 0.63, 0.63	0.74, 0.78, 0.59, 0.67
<i>Vicuna</i>		0.60, 0.63, 0.61, 0.59	0.70, 0.70, 0.56, 0.61
<i>Llama 2 (Self-Consistency Prompting)</i>		0.60, 0.72 , 0.57, 0.50	0.84 , 0.78, 0.67 , 0.72
<i>Models-Vote Prompting</i>		0.66 , 0.66, 0.65 , 0.65	0.80, 0.76, 0.64, 0.69
<i>Llama 2</i>	64 words	0.63, 0.67, 0.61, 0.58	0.74, 0.76, 0.59, 0.66
<i>MedAlpaca</i>		0.47, 0.49, 0.50, 0.39	0.28, 0.63, 0.23, 0.24
<i>Stable Platypus 2</i>		0.67, 0.67, 0.66, 0.66	0.76, 0.78, 0.61, 0.68
<i>Vicuna</i>		0.62, 0.64, 0.63, 0.62	0.77, 0.75, 0.62, 0.67
<i>Llama 2 (Self-Consistency Prompting)</i>		0.60, 0.79 , 0.57, 0.49	0.79, 0.79 , 0.63, 0.70
<i>Models-Vote Prompting</i>		0.70 , 0.72, 0.69 , 0.69	0.81 , 0.75, 0.65 , 0.69
<i>Llama 2</i>	128 words	0.62 , 0.65, 0.60, 0.58	0.70, 0.79 , 0.56, 0.66
<i>MedAlpaca</i>		0.48, 0.53, 0.51, 0.40	0.25, 0.59, 0.20, 0.17
<i>Stable Platypus 2</i>		0.61, 0.61, 0.61 , 0.60	0.71, 0.79 , 0.57, 0.66
<i>Vicuna</i>		0.59, 0.61, 0.60, 0.58	0.70, 0.75, 0.56, 0.63
<i>Llama 2 (Self-Consistency Prompting)</i>		0.60, 0.68 , 0.57, 0.51	0.75 , 0.79 , 0.60 , 0.68
<i>Models-Vote Prompting</i>		0.62 , 0.62, 0.61 , 0.60	0.75 , 0.77, 0.60 , 0.67
<i>Llama 2</i>	256 words	0.67, 0.67, 0.66, 0.66	0.61, 0.79, 0.48, 0.59
<i>MedAlpaca</i>		0.47, 0.51, 0.50, 0.35	0.19, 0.32, 0.15, 0.10
<i>Stable Platypus 2</i>		0.61, 0.61, 0.60, 0.60	0.66 , 0.76, 0.53 , 0.61
<i>Vicuna</i>		0.67, 0.71 , 0.68 , 0.66	0.52, 0.70, 0.41, 0.50
<i>Llama 2 (Self-Consistency Prompting)</i>		0.63, 0.65, 0.62, 0.60	0.62, 0.80 , 0.50, 0.60
<i>Models-Vote Prompting</i>		0.68 , 0.67, 0.67, 0.67	0.61, 0.73, 0.49, 0.56

Table 2: Experimental Results on Identification and Classification of Rare Diseases

Recently, studies have shown that using formats, such as XML, can work well for model evaluation [49].

As shown in Figure 2, we used JSON format to represent a part of the input prompt. Since the instruction output contained a parsable JSON string, generative LLMs replicated the behavior, which reduced the need for human annotation and allowed for automatic evaluation.

We also note that using JSON for prompt engineering is flexible and not limited to rare disease identification. Furthermore, we can use JSON to model nested responses and graph-like structures as we can describe graphs using adjacency lists.

Metrics

For model evaluation, we used accuracy, precision, recall, and F-score. We also used paired t-tests between the best and second-best models to verify that the mean difference between two sets of observations is non-zero (i.e., there is a difference in model behavior). Note that t-tests were performed directly on model outputs, and the threshold for statistical significance was 0.05. The null hypothesis states that model prediction scores are not statistically significantly different, and an alternative hypothesis states the opposite.

Results

Table 2 shows the experimental results. Note that APRF is a 4-tuple that stands for Accuracy, Precision, Recall, and F-score, respectively. Moving forward, we will use the APRF acronym to discuss performance. The best scores for a given context will be highlighted as bold and underlined.

Rare Disease Identification

For 32-word context windows, MVP performed the best, with the APRF of (0.66, 0.66, 0.65, 0.65). Llama 2 came next with the APRF of (0.63, 0.68, 0.61, 0.59). Interestingly, Llama 2 (SC Prompting) outperformed MVP in precision but underperformed in all other metrics. Stable Platypus 2 and Vicuna had comparable performance, with MedAlpaca showing the worst performance. The paired t-test for difference on MVP and Llama 2 outputs resulted in a statistically significant p-value of approximately $7.437e-9$.

MVP also showed the best performance in the case of 64-word contexts, with the APRF of (0.70, 0.72, 0.69, 0.69). Stable Platypus 2 had the second-best performance of (0.67, 0.67, 0.66, 0.66). Llama 2 (SC Prompting) had the best overall precision score but did not perform as well in other metrics. Llama 2 and Vicuna had comparable performance, while MedAlpaca had the worst APRF values. The paired t-test on MVP and Stable Platypus 2 resulted in a statistically significant p-value of approximately $1.600e-2$.

As for 128-word context windows, MVP and Llama 2 showed the best performance, with the APRF values of (0.62, 0.62, 0.61, 0.60) and (0.62, 0.65, 0.60, 0.58), respectively. Llama 2 (SC Prompting) showed the best precision, but underperformed in other metrics. Stable Platypus 2 and Vicuna performed similarly, with MedAlpaca performing the worst. The paired t-test on MVP and Stable Platypus 2 gave a statistically significant p-value of approximately $2.928e-7$.

For 256-word context windows, MVP and Vicuna performed similarly, with APRF values of (0.68, 0.67, 0.67, 0.67) and (0.67, 0.71, 0.68, 0.66), respectively. Llama 2, Llama 2 (SC Prompting), and Stable Platypus 2 had comparable performance, with MedAlpaca showing the worst performance. The p-value for the paired t-test on MVP and Vicuna was $7.979e-13$, demonstrating statistical significance in the mean difference of outputs.

Overall, MVP showed the best performance across all benchmarks. The difference in outputs of MVP and second-best models was verified by the paired t-test for difference, with p-values always being less than the cutoff value of 0.05. MVP also outperformed Llama 2 (SC Prompting) across all context sizes.

Rare Disease Classification

For the 32-word context windows, Llama 2 (SC Prompting) performed the best with the APRF of (0.84, 0.78, 0.67, 0.72). MVP was the second-best approach and had the APRF of (0.80, 0.76, 0.64, 0.69). Llama 2, Stable Platypus 2, and Vicuna performed similarly, with MedAlpaca performing the worst. The paired t-test between Llama 2 (SC Prompting) and MVP gave a statistically significant p-value of approximately $3.370e-1$.

As for the 64-word context windows, MVP performed the best with the APRF values of (0.81, 0.75, 0.65, 0.69). Llama 2 (SC Prompting) marginally underperformed with the APRF of (0.79, 0.79, 0.63, 0.70). Llama 2, Stable Platypus 2, and Vicuna had similar performance. MedAlpaca showed

Model	No JSON	Compliance
Llama 2	33	96.8%
MedAlpaca	197	80.8%
Stable Platypus 2	185	82.0%
Vicuna	162	84.2%
Overall JSON	577	85.9%

Table 3: JSON Compliance by Model

the worst performance. The paired t-test on the outputs of MVP and Llama 2 (SC Prompting) resulted in the statistically significant p-value of $1.570e - 5$.

In 128-word context experiments, Llama 2 (SC Prompting) and MVP performed the best, with the APRF values of (0.75, 0.79, 0.60, 0.68) and (0.75, 0.77, 0.60, 0.67), respectively. MVP performed slightly underperformed. Llama 2, Stable Platypus 2, and Vicuna had similar performance, with MedAlpaca performing the worst. The p-value value for Llama 2 (SC Prompting) and MVP was approximately $5.251e - 3$, which is not statistically significant.

Finally, for 256-word experiments, Stable Platypus 2 and Llama 2 (SC Prompting) were first and second best models, with the APRF scores of (0.66, 0.76, 0.53, 0.61) and (0.62, 0.80, 0.50, 0.60), respectively. Llama 2, Vicuna, and MVP had similar performance, and MedAlpaca performed the worst. The p-value for the t-test between Stable Platypus 2 and Llama 2 (SC Prompting) was approximately $1.260e - 2$, meaning that the mean difference between model outputs was not statistically significant.

In rare disease classification results, MVP and Llama 2 (SC Prompting) showed the best overall results. However, unlike rare disease identification, in the case of 256-word context windows, both Stable Platypus 2 and Llama 2 (SC Prompting) marginally outperformed MVP.

JSON Compliance in Model Evaluation

Table 3 shows the number of model responses that were not in partial or complete JSON-compliant format. These leftover entries were human-annotated. This was a substantially faster method, as approximately 85.9% of the 4096 results did not require manual annotation. As shown in the first column of the table, MedAlpaca had the worst compliance rate for JSON format, with 197 errors across 4 context sizes. Llama 2 on the other hand performed very well, with only 33 errors.

Ablation Study

We conducted ablation study to remove individual models from MVP and examined the model performance. Figure 3 shows the results of the ablation study. Note that Models-Vote Prompting label denotes the original MVP performance with all models, with no model model excluded.

Overall, removing a model from the MVP ensemble decreases performance across APRF. However, in the case of MedAlpaca, removing the model causes MVP to have a similar or slightly improved performance to the original four-model ensemble. An explanation for the change in performance could be MedAlpaca’s underperformance on the given tasks (relative to the other models). This behavior is consistent across the identification and classification tasks for all tested context sizes.

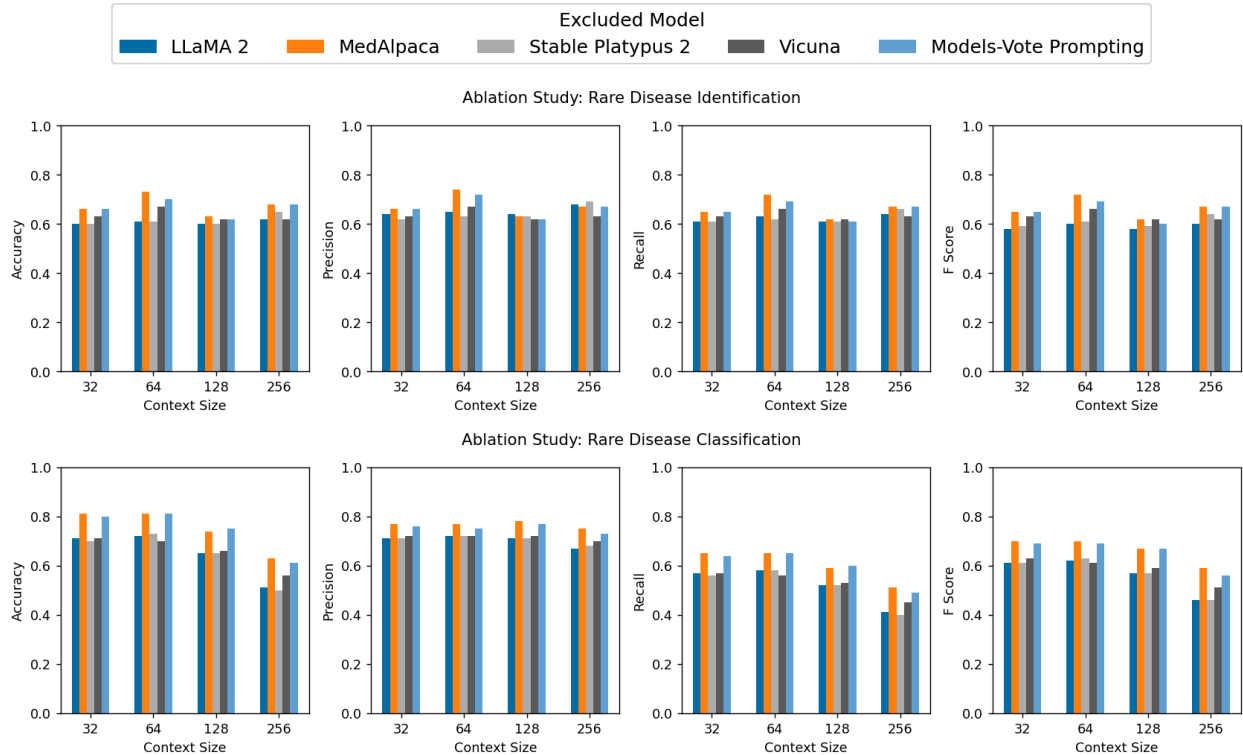


Figure 3: Ablation Study Results

Furthermore, for the rare disease identification task at 128-word context size, removing individual models does not result in significant performance degradation (i.e., the resulting performance is comparable to that of the original MVP). Such behavior may be due to the models exhibiting similar performance at the 128-word context and Vicuna not performing as well as it does for other context sizes.

Both the number of models and models themselves are hyperparameters, and we hypothesize that determining optimal values may be domain and task-dependent. In the following section, we also note that this could be a potential future research direction.

Limitations and Future Work

There is much to be explored and expanded upon beyond what we presented in the paper. First, using other LLMs for model evaluation, such as Falcon [50] whose training data differs from that of models used in the paper, could be interesting. Second, performing the same tasks using smaller LLMs (e.g., 7 billion parameter models) may show promising results. Third, increasing the number of models used in MVP can be another research direction. Fourth, the criteria for the selection of models for MVP needs further study. Fifth, using MVP for other domains or tasks can also be an option. The novel rare disease dataset can help define new evaluation tasks, and incorporating different prompting approaches may help improve MVP performance. Note that increasing context size decreased model performance (in both tasks). This behavior may have been caused by increased ambiguity, as a larger context window often contains more medical terms, which increases complexity and reduces performance. However, a thorough study is needed to examine and better

explain the behavior. Finally, using MVP with prompts incorporating JSON for depicting other response structures (e.g., nested relationships, graph-like structures, etc.) can also be a potential future avenue for exploration.

Conclusion

We proposed Models-Vote Prompting (MVP), a prompting approach that, in addition to its promising performance on the novel rare disease dataset, introduces a new perspective to rare disease identification and classification tasks. Through our experiments, we evaluated and quantified the extent of the performance improvements achieved by our method. To support the hypothesis presented in the paper, we conducted statistical hypothesis tests that demonstrated statistical significance across experiments. Furthermore, we conducted an ablation study to examine the behavior of MVP after excluding individual models. We also explored the feasibility of using JSON-augmented prompts, which proved effective and reduced the need for manual, human annotation of the LLM-generated results.

Acknowledgements

This work was supported by the National Institutes of Health under award number U24TR004111 and R01LM014306. The content is solely the responsibility of the authors and does not necessarily represent the official views of the National Institutes of Health.

Acknowledgements

This work was supported by the National Institutes of Health under award number U24TR004111 and R01LM014306. The content is solely the responsibility of the authors and does not necessarily represent the official views of the National Institutes of Health.

Ethics Declarations

Competing Interests

Y.W. consults for Pfizer Inc. and has ownership/equity interests in BonafideNLP, LLC. All other authors declare no competing interests.

Data Availability

The dataset is reproducible to those who signed MIMIC-IV DUA and therefore, have access to MIMIC-IV.

Code Availability

<https://github.com/PittNAIL/llms-vote>

References

1. Zhao, W. X. *et al.* *A Survey of Large Language Models* 2023. arXiv: [2303.18223](https://arxiv.org/abs/2303.18223) [cs.CL].
2. Devlin, J., Chang, M.-W., Lee, K. & Toutanova, K. *BERT: Pre-training of Deep Bidirectional Transformers for Language Understanding* in *Proceedings of the 2019 Conference of the North American Chapter of the Association for Computational Linguistics: Human Language Technologies, Volume 1 (Long and Short Papers)* (Association for Computational Linguistics, Minneapolis, Minnesota, June 2019), 4171–4186. <https://aclanthology.org/N19-1423>.
3. Liu, Y. *et al.* *RoBERTa: A Robustly Optimized {BERT} Pretraining Approach* 2020. <https://openreview.net/forum?id=SyxSOT4tvS>.
4. Lewis, M. *et al.* *BART: Denoising Sequence-to-Sequence Pre-training for Natural Language Generation, Translation, and Comprehension* in *Proceedings of the 58th Annual Meeting of the Association for Computational Linguistics* (Association for Computational Linguistics, Online, July 2020), 7871–7880. <https://aclanthology.org/2020.acl-main.703>.
5. Raffel, C. *et al.* Exploring the Limits of Transfer Learning with a Unified Text-to-Text Transformer. *J. Mach. Learn. Res.* **21**. ISSN: 1532-4435 (Jan. 2020).
6. Radford, A. *et al.* Language Models are Unsupervised Multitask Learners (2019).
7. Brown, T. *et al.* *Language Models are Few-Shot Learners* (eds Larochelle, H., Ranzato, M., Hadsell, R., Balcan, M. & Lin, H.) 2020. https://proceedings.neurips.cc/paper_files/paper/2020/file/1457c0d6bfc4967418bfb8ac142f64a-Paper.pdf.
8. Touvron, H. *et al.* *LLaMA: Open and Efficient Foundation Language Models* 2023. arXiv: [2302.13971](https://arxiv.org/abs/2302.13971) [cs.CL].
9. Rombach, R., Blattmann, A., Lorenz, D., Esser, P. & Ommer, B. *High-Resolution Image Synthesis With Latent Diffusion Models* in *Proceedings of the IEEE/CVF Conference on Computer Vision and Pattern Recognition (CVPR)* (June 2022), 10684–10695.
10. OpenAI. *Introducing ChatGPT* 2022. <https://openai.com/blog/chatgpt>.
11. Hu, K. ChatGPT sets record for fastest-growing user base - analyst note. *Reuters*. <https://www.reuters.com/technology/chatgpt-sets-record-fastest-growing-user-base-analyst-note-2023-02-01/> (2023).
12. Liu, P. *et al.* Pre-Train, Prompt, and Predict: A Systematic Survey of Prompting Methods in Natural Language Processing. *ACM Comput. Surv.* **55**. ISSN: 0360-0300. <https://doi.org/10.1145/3560815> (Jan. 2023).
13. Rubin, O., Herzig, J. & Berant, J. *Learning To Retrieve Prompts for In-Context Learning* in *Proceedings of the 2022 Conference of the North American Chapter of the Association for Computational Linguistics: Human Language Technologies* (Association for Computational Linguistics, Seattle, United States, July 2022), 2655–2671. <https://aclanthology.org/2022.naacl-main.191>.
14. Jo, E., Epstein, D. A., Jung, H. & Kim, Y.-H. *Understanding the Benefits and Challenges of Deploying Conversational AI Leveraging Large Language Models for Public Health Intervention* in *Proceedings of the 2023 CHI Conference on Human Factors in Computing Systems* (Association for Computing Machinery, Hamburg, Germany, 2023). ISBN: 9781450394215. <https://doi.org/10.1145/3544548.3581503>.
15. White, J. *et al.* *A Prompt Pattern Catalog to Enhance Prompt Engineering with ChatGPT* 2023. arXiv: [2302.11382](https://arxiv.org/abs/2302.11382) [cs.SE].

16. Ouyang, L. *et al.* *Training language models to follow instructions with human feedback* 2022. arXiv: [2203.02155](https://arxiv.org/abs/2203.02155) [cs.CL].
17. Wei, J. *et al.* *Chain-of-Thought Prompting Elicits Reasoning in Large Language Models* 2023. arXiv: [2201.11903](https://arxiv.org/abs/2201.11903) [cs.CL].
18. Wang, X. *et al.* *Self-Consistency Improves Chain of Thought Reasoning in Language Models* 2023. arXiv: [2203.11171](https://arxiv.org/abs/2203.11171) [cs.CL].
19. Wang, K., Liew, J. H., Zou, Y., Zhou, D. & Feng, J. *PANet: Few-Shot Image Semantic Segmentation with Prototype Alignment* 2020. arXiv: [1908.06391](https://arxiv.org/abs/1908.06391) [cs.CV].
20. Anand, P., Singh, A. K., Srivastava, S. & Lall, B. *Few Shot Speaker Recognition using Deep Neural Networks* 2019. arXiv: [1904.08775](https://arxiv.org/abs/1904.08775) [eess.AS].
21. Huang, J. *et al.* *Few-Shot Named Entity Recognition: A Comprehensive Study* 2020. arXiv: [2012.14978](https://arxiv.org/abs/2012.14978) [cs.CL].
22. Ram, O., Kirstain, Y., Berant, J., Globerson, A. & Levy, O. *Few-Shot Question Answering by Pretraining Span Selection* Online, Aug. 2021. <https://aclanthology.org/2021.acl-long.239>.
23. Schick, T. & Schütze, H. True Few-Shot Learning with Prompts—A Real-World Perspective. *Transactions of the Association for Computational Linguistics* **10**, 716–731. ISSN: 2307-387X. eprint: https://direct.mit.edu/tac1/article-pdf/doi/10.1162/tac1_a_00485/2030692/tac1_a_00485.pdf. https://doi.org/10.1162/tac1%5C_a%5C_00485 (June 2022).
24. The United States Congress. *21 U.S.C. § 360bb* U.S. Code Title 21, Section 360bb. Designation of drugs for rare diseases or conditions. 1983.
25. The European Parliament and the Council of the European Union. *EUR-LEX - 32000R0141 - EN - EUR-LEX* en. 1999. <http://data.europa.eu/eli/reg/2000/141/oj>.
26. Ford, E. *et al.* Optimising the use of electronic health records to estimate the incidence of rheumatoid arthritis in primary care: what information is hidden in free text? *BMC Medical Research Methodology* **13**. <https://doi.org/10.1186/1471-2288-13-105> (Aug. 2013).
27. Hernandez-Boussard, T., Tamang, S., Blayney, D., Brooks, J. & Shah, N. New Paradigms for Patient-Centered Outcomes Research in Electronic Medical Records: An example of detecting urinary incontinence following prostatectomy. *eGEMs (Generating Evidence & + Methods to improve patient outcomes)* **4**, 1. <https://doi.org/10.13063/2327-9214.1231> (May 2016).
28. Kharrazi, H. *et al.* The Value of Unstructured Electronic Health Record Data in Geriatric Syndrome Case Identification. *Journal of the American Geriatrics Society* **66**, 1499–1507. <https://doi.org/10.1111/jgs.15411> (July 2018).
29. Dong, H. *et al.* Ontology-driven and weakly supervised rare disease identification from clinical notes. *BMC Medical Informatics and Decision Making* **23**, 86. ISSN: 1472-6947. <https://doi.org/10.1186/s12911-023-02181-9> (May 2023).
30. Johnson, A., Pollard, T. & Mark, R. *MIMIC-III Clinical Database* 2023. <https://physionet.org/content/mimiciii/1.4/>.
31. Johnson, A. E. *et al.* MIMIC-III, a freely accessible critical care database. *Scientific Data* **3**. <https://doi.org/10.1038/sdata.2016.35> (May 2016).
32. Johnson, A. *et al.* *MIMIC-IV* 2023. <https://physionet.org/content/mimiciv/2.2/>.

33. Johnson, A. *et al.* *MIMIC-IV* 2021. <https://physionet.org/content/mimiciv>.
34. Phuong, M. & Hutter, M. *Formal Algorithms for Transformers* 2022. arXiv: 2207.09238 [cs.LG].
35. Arora, S. *et al.* *Ask Me Anything: A simple strategy for prompting language models in The Eleventh International Conference on Learning Representations* (2023). <https://openreview.net/forum?id=bhUPJnS2g0X>.
36. Breiman, L. Random Forests. *Machine Learning* **45**, 5–32. ISSN: 1573-0565. <https://doi.org/10.1023/A:1010933404324> (Oct. 2001).
37. Henderson, M. *et al.* *A Repository of Conversational Datasets in Proceedings of the First Workshop on NLP for Conversational AI* (Association for Computational Linguistics, Florence, Italy, Aug. 2019), 1–10. <https://aclanthology.org/W19-4101>.
38. Lewis, P., Ott, M., Du, J. & Stoyanov, V. *Pretrained Language Models for Biomedical and Clinical Tasks: Understanding and Extending the State-of-the-Art in Proceedings of the 3rd Clinical Natural Language Processing Workshop* (Association for Computational Linguistics, Online, Nov. 2020), 146–157. <https://aclanthology.org/2020.clinicalnlp-1.17>.
39. Gururangan, S. *et al.* *Don't Stop Pretraining: Adapt Language Models to Domains and Tasks in Proceedings of the 58th Annual Meeting of the Association for Computational Linguistics* (Association for Computational Linguistics, Online, July 2020), 8342–8360. <https://aclanthology.org/2020.acl-main.740>.
40. Vasant, D. *et al.* *ORDO: an ontology connecting rare disease, epidemiology and genetic data in Proceedings of ISMB* **30** (2014).
41. McHugh, M. L. Interrater reliability: the kappa statistic. *Biochem Med (Zagreb)* **22**, 276–282 (2012).
42. Touvron, H. *et al.* *Llama 2: Open Foundation and Fine-Tuned Chat Models* 2023. arXiv: 2307.09288 [cs.CL].
43. Han, T. *et al.* *MedAlpaca – An Open-Source Collection of Medical Conversational AI Models and Training Data* 2023. arXiv: 2304.08247 [cs.CL].
44. garage-bAInd. *Stable-Platypus2-13B* 2023. <https://huggingface.co/garage-bAInd/Stable-Platypus2-13B>.
45. The Vicuna Team. *Vicuna: An Open-Source Chatbot Impressing GPT-4 with 90%* ChatGPT Quality* 2023. <https://vicuna.lmsys.org/>.
46. Huggingface. *Open LLM Leaderboard* 2023. https://huggingface.co/spaces/HuggingFaceH4/open_llm_leaderboard.
47. Zhao, Z., Wallace, E., Feng, S., Klein, D. & Singh, S. *Calibrate Before Use: Improving Few-shot Performance of Language Models* (eds Meila, M. & Zhang, T.) July 2021. <https://proceedings.mlr.press/v139/zhao21c.html>.
48. Schmid, P., Sanseviero, O., Cuenca, P. & Tunstall, L. *Llama 2 is here* 2023. <https://huggingface.co/blog/llama2>.
49. Chen, Q. *et al.* *Large language models in biomedical natural language processing: benchmarks, baselines, and recommendations* 2023. arXiv: 2305.16326 [cs.CL].
50. Almazrouei, E. *et al.* *Falcon-40B: an open large language model with state-of-the-art performance* (2023).