

Prompt-Enhanced Software Vulnerability Detection Using ChatGPT

Chenyuan Zhang*

Key Laboratory of Multimedia Trusted Perception and
Efficient Computing, Ministry of Education of China,
School of Informatics, Xiamen University
China
zhangchenyuan@stu.xmu.edu.cn

Jiutian Zeng

Kejing Yang

Yuhong Li

Alibaba

China

{zengjiutian.zjt,kejing.ykj,daniel.lyh}@alibaba-inc.com

Hao Liu*

Key Laboratory of Multimedia Trusted Perception and
Efficient Computing, Ministry of Education of China,
School of Informatics, Xiamen University
China
haoliu@stu.xmu.edu.cn

Hui Li

Key Laboratory of Multimedia Trusted Perception and
Efficient Computing, Ministry of Education of China,
School of Informatics, Xiamen University
China
hui@xmu.edu.cn

ABSTRACT

With the increase in software vulnerabilities that cause significant economic and social losses, automatic vulnerability detection has become essential in software development and maintenance. Recently, large language models (LLMs) like GPT have received considerable attention due to their stunning intelligence, and some studies consider using ChatGPT for vulnerability detection. However, they do not fully consider the characteristics of LLMs, since their designed questions to ChatGPT are simple without a specific prompt design tailored for vulnerability detection. This paper launches a study on the performance of software vulnerability detection using ChatGPT with different prompt designs. Firstly, we complement previous work by applying various improvements to the basic prompt. Moreover, we incorporate structural and sequential auxiliary information to improve the prompt design. Besides, we leverage ChatGPT's ability of memorizing multi-round dialogue to design suitable prompts for vulnerability detection. We conduct extensive experiments on two vulnerability datasets to demonstrate the effectiveness of prompt-enhanced vulnerability detection using ChatGPT. We also analyze the merit and demerit of using ChatGPT for vulnerability detection.

KEYWORDS

software vulnerability detection, prompt, large language model, chatgpt

*The first two authors contributed equally.

Permission to make digital or hard copies of all or part of this work for personal or classroom use is granted without fee provided that copies are not made or distributed for profit or commercial advantage and that copies bear this notice and the full citation on the first page. Copyrights for components of this work owned by others than ACM must be honored. Abstracting with credit is permitted. To copy otherwise, or republish, to post on servers or to redistribute to lists, requires prior specific permission and/or a fee. Request permissions from permissions@acm.org.

Conference'17, July 2017, Washington, DC, USA

© 2023 Association for Computing Machinery.

ACM ISBN 978-x-xxxx-xxxx-x/YY/MM...\$15.00

<https://doi.org/10.1145/nnnnnnn.nnnnnnn>

ACM Reference Format:

Chenyuan Zhang, Hao Liu, Jiutian Zeng, Kejing Yang, Yuhong Li, and Hui Li. 2023. Prompt-Enhanced Software Vulnerability Detection Using ChatGPT. In *Proceedings of ACM Conference (Conference'17)*. ACM, New York, NY, USA, 13 pages. <https://doi.org/10.1145/nnnnnnn.nnnnnnn>

1 INTRODUCTION

Software has become an indispensable part of our digital society. However, an increasing number of software vulnerabilities are causing significant economic and social losses [47]. Some studies have shown that security vulnerabilities exist in a significant number of open-source code repositories, and nearly half of them contain high-risk vulnerabilities [31, 37], suggesting that software vulnerability detection needs further improvement and it remains an unsolved and challenging problem in the software industry [33]. Consequently, it is imperative to implement intelligent automatic software vulnerability detection methods to protect software security better.

Traditional vulnerability detection approaches are mainly based on rules and classical machine learning (ML) techniques. Rule-based approaches [16, 25, 62] use pre-defined vulnerability rules for detection. These user-defined features highly rely on expert knowledge and are generally labor-intensive, making it difficult to deploy them to cover different software vulnerabilities. ML-based vulnerability detection approaches [18, 50, 55, 57] learn latent features of the vulnerable code snippets, providing better generalization and detection accuracy compared to rule-based approaches. They usually extract code features by leveraging Word2vec [45] or continuous bag-of-words (CBOW) [45] and then applying classical machine learning algorithms like Support Vector Machine and Logistic Regression. However, they rely on coarse-grained patterns of vulnerabilities due to their shallow architectures and they cannot achieve accurate vulnerability detection.

Inspired by the success of deep learning (DL), several attempts [6, 11, 13, 34] aim to detect vulnerabilities using deep neural networks. Compared to traditional techniques, they can capture implicit and complicated vulnerability patterns from source code better. In the meanwhile, various sophisticated code modeling methods, such as

control flow graph (CFG), program dependence graph (PDG) and data flow graph (DFG), are leveraged by DL-based methods to enrich code semantics [11, 31, 35, 58]. There are also some studies adopting texts written in natural language (e.g., code summaries, instructions, and commit messages) to enhance representation learning for DL-based vulnerability detection [9, 27, 27, 46, 51, 56, 65, 78]. Nevertheless, most existing DL-based approaches are not general detection methods, as they are programming-language-specific or vulnerable-type-specific.

In recent years, large-scale language models (LLMs) like GPT have received increasing attention due to their stunning intelligence [75]. LLMs are trained on large corpora using powerful computation resources. They typically contain billions of model parameters, allowing them to capture complex patterns and reveal general intelligence in many tasks that were thought to be difficult for AI to complete in the near future successfully. A representative example is ChatGPT¹, a versatile chatbot empowered by the LLM GPT that allows users to have human-like conversations to receive desirable answers, including but not limited to composition (e.g., music, teleplays, fairy tales, and student essays), programming and answering test questions. As a result, some recent works have considered using ChatGPT to improve software vulnerability detection [5, 60]. Sobania et al. [60] evaluate ChatGPT's bug-fixing performance on a standard benchmark. Cao et al. [5] explore ChatGPT's ability to fix DL programs. However, these methods do not fully consider the characteristics of LLMs, since their designed questions to ChatGPT are simple without a specific prompt design tailored for vulnerability detection using LLMs. Prompt engineering modifies the original user input using a textual prompt, and the resulting text has some unfilled slots. Then, LLMs are asked to fill the unfilled information which is actually the answer that the user requires. Prompt engineering has been shown to be promising in exploring the potential of LLMs [40], although it has not been fully considered in software vulnerability detection. Besides, unlike traditional ML or DL methods, LLMs can solve complicated tasks through multiple reasoning steps (i.e., chain-of-thought), which is ignored by existing works on vulnerability detection.

To address the above issues, this paper launches a study on the performance of vulnerability detection using ChatGPT 4 with different prompt designs. ChatGPT 4 is the newest version of ChatGPT when we conduct this study, and the term ChatGPT refers to ChatGPT 4 in this paper. The contributions of this work are summarised below:

- We complement previous work by applying various improvements to the basic prompt and investigating the vulnerability detection capabilities of ChatGPT on our collected vulnerability datasets covering two programming languages.
- We incorporate structural and sequential auxiliary information of the source code in prompt designs, which is shown to be helpful for ChatGPT to detect vulnerabilities better. To our best knowledge, this is the first time that traditional structural and sequential code modeling methods can be directly used in ChatGPT-based vulnerability detection.

- We leverage ChatGPT's ability of memorizing multi-round dialogue in vulnerability detection. Through our designed chain-of-thought prompting, the performance of ChatGPT on vulnerability detection gets further improvements. This is also not considered in previous works.
- We conduct extensive experiments on two vulnerability datasets to demonstrate the effectiveness of prompt-enhanced vulnerability detection using ChatGPT. We also analyze the merit and demerit of using ChatGPT for vulnerability detection.

The remainder of this paper is organized as follows: Sec. 2 presents the related work of this paper. Sec. 3 describes the data used in our study, and Sec. 4 demonstrates our prompt designs for enhancing software vulnerability detection using ChatGPT. Sec. 5 provides the experimental results and discussions on the vulnerability detection capability of ChatGPT. Sec. 6 describes the potential threats of validity for this work. Sec. 7 concludes this work.

2 RELATED WORK

2.1 Large language models

Large language models (LLMs) have recently revolutionized AI, exhibiting remarkable prowess across a wide range of tasks [3, 4, 61]. LLMs are based on the idea of language modeling (LM). LM is a prevalent approach to model the generative likelihood of word sequences so as to predict the future tokens. Unlike traditional LM approaches, LLMs are trained on a huge volume of data using powerful computation resources. The versatility and adaptability of LLMs are deemed to be credited with their billion-scale parameters [75] that have never been achieved in the past.

Representative LLMs include but not limited to OpenAI's GPT [4, 48], Google's PaLM and Bard [1, 10] and DeepMind's Chinchilla [24]. However, some of them can be accessed through provided APIs while others are not accessible [43]. There are many other LLMs that are open-source. EleutherAI has contributed GPT-NeoX-20B [2] and GPT-J-6B². Google has released UL2-20B [63]. Tsinghua University has introduced GLM-130B [71]. The Transformer architecture-based language models OPT [74] and LLaMA [64] released by Meta have also attracted attention recently.

2.2 Prompt Engineering

Prompting-based learning has become a prevalent learning paradigm for LM. Instead of using pre-trained language models for downstream tasks via objective engineering, prompting-based learning reformulates the downstream tasks through a textual prompt so that they are close to tasks solved during the original LM training [40]. Well-structured prompts have been shown to be promising in improving the performance of LLMs in various downstream tasks [52, 76]. Therefore, various prompt design paradigms have proliferated [40].

Regarding the format of prompts, some works explore prompt search for appropriately discrete prompt [17, 26, 39, 59]. Meanwhile, some works utilize continuous vector (i.e., embeddings) as prompts [20, 28, 29, 42, 53, 77].

Some work has examined the effect of prompts on generative models. For example, Liu et al. [41] investigate how different prompt

¹<https://chat.openai.com>

²<https://github.com/kingoflolz/mesh-transformer-jax>

keywords affect image generation. Maddigan and Susnjak have explored using prompts to help LLMs generate visualizations [44]. Liu et al. [38] propose different prompt designs for two code generation tasks. There are a few recent works studying exploring the potential of ChatGPT on the software vulnerability detection task. Cao et al. [5] design enhanced prompt templates to apply ChatGPT in Deep Learning program repair. White et al. [70] have explored several prompt patterns that can be applied to improve requirements elicitation, rapid prototyping, code quality, deployment, and testing. However, as discussed in Sec. 1, existing works do not fully consider the characteristics of LLMs when detecting vulnerabilities.

2.3 Software Vulnerability Detection

2.3.1 Traditional Vulnerability Detection. Traditional vulnerability detection methods rely on feature engineering and traditional machine learning techniques. They generally learn the code patterns from the handcrafted features extracted from static and/or dynamic code analysis. Some early studies [15, 30, 69, 73] apply rules drawn from experience as “templates” to detect potential vulnerabilities. Shar et al. [57] combine the hybrid program analysis with supervised classifiers like logistic regression (LR) and random forest (RF) for vulnerability detection. Wang et al. [67] firstly utilize ASTs for detecting vulnerabilities in Java programs. They combine function-level ASTs and semantic representations generated by deep belief network at file-level to train traditional machine learning models like logistic regression. Grieco et al. [18] present VDiscover, which integrates both static and dynamical features using LR, RF and multi-layer perception (MLP) on a large-scale Debian program dataset. Harer et al. [22] propose a data-driven approach specifically applied to C/C++ programs. They leverage features from both the source code and the build process, and use deep neural networks (DNNs) and conventional models like random forests for vulnerability detection. Scandariato et al. [55] use the bag-of-words representation in which a software component is seen as a series of terms with associated frequencies as features used in vulnerability detection. Peng et al. [50] combine N-gram analysis and feature selection algorithms for vulnerability detection and features are defined as continuous sequences of token in source code files.

2.3.2 Deep Learning Based Vulnerability Detection. The success of deep learning techniques (DL) in various fields has inspired researchers to apply DL in the vulnerability detection task [7]. Compared to traditional methods, DL based methods can automatically capture vulnerability features, reducing the cost of feature engineering.

Existing DL-based methods can be classified into two categories: sequence-based methods [8, 32, 54, 79] and graph-based methods [6, 11–14, 23, 31, 34–36, 58].

Sequence-based methods adopt DNNs to model sequential code entities. Li et al. [32] propose the “code gadget” definition to represent the program from the perspective of slice. They obtain code gadgets by extracting and assembling the library/API function calls and the corresponding slices in each program. Then a Bi-LSTM network is applied to detect whether the code is vulnerable based on code gadgets features. Zou et al. [79] regard “code gadget” as the global features and extend the idea of Li et al. [32] by introducing the so-called “code attention” as the “localized” features. They

leverage Bi-LSTM to fuse both features and conduct classification. Cheng et al. [8] present ContraFlow, a path-sensitive code embedding approach using a pre-trained value-flow path encoder. They design a value-flow path selection algorithm and apply feasibility analysis to filter valued sequential paths as the input. There are also works [54] applying CNNs to encode sequential code data for function-level vulnerability detection.

Graph-based methods leverage DL methods to model graph data of programs, including abstract syntax tree (AST), data flow graph (DFG), control flow graph (CFG), project dependency graph (PDG), in vulnerability detection. Shar et al. [58] propose to use various static code attributes extracted from CFGs to detect SQL injection and cross-site scripting vulnerabilities in open source PHP projects. Lin et al. [35] utilize Bi-LSTM to process ASTs at function-level on three open source projects from Github for vulnerability detection. Another AST based approach proposed in Dam et al. [12] leverages LSTM for file-level vulnerability detection in open-source Android projects. Li et al. [31] utilize various types of RNNs (Bi-LSTM and Bi-GRU) to model CFGs, DFGs and PDGs in order to detect software vulnerabilities. Cui et al. [11] propose VulDetector, a static analysis tool where the key is a weighted feature graph (WFG) model to slice the CFGs, for vulnerability detection. Hin et al. [23] present LineVD, which uses a transformer-based model for encoding and Graph Neural Networks for processing control and data dependencies among statements.

3 DATA

This section describes the data used in our study.

3.1 Data Collection

We adopt two datasets containing functions with or without vulnerabilities for evaluating vulnerability detection. One dataset contains Java functions and the other dataset contains C/C++ functions.

For the Java dataset, we collect vulnerable code samples from the Software Assurance Reference Dataset (SARD)³. SARD is a standard vulnerable database where the data is derived from the Software Assurance Metrics And Tool Evaluation (SAMATE) project of the National Institute of Standards and Technology (NIST). Each program in the SARD contains both the real-world vulnerable samples and synthetic test cases, and is accompanied by a label as good (i.e., non-vulnerable code), bad (i.e., vulnerable code) or mixed (i.e., containing both vulnerable code and corresponding patched version) with a unique CWE ID. We obtained all Java vulnerable data published before June 8th, 2023 covering 46,415 projects.

For the C/C++ dataset, we use the recent research release benchmark [31], which was collected from the National Vulnerability Database (NVD)⁴. NVD contains vulnerabilities in software products (i.e., software systems) and possibly diff files describing the difference between a vulnerable piece of code and its patched version. We focus on the .c or .cpp files that contain some vulnerability (corresponding to a CVE ID) or its patched version.

³<https://samate.nist.gov/SARD>

⁴<https://nvd.nist.gov/>

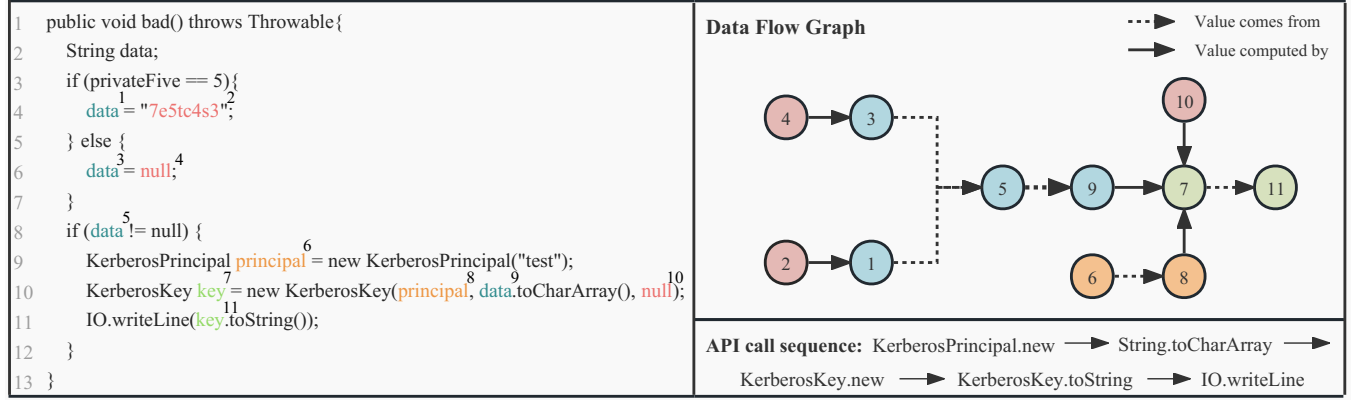


Figure 1: An example of a Java function and its auxiliary information.

Table 1: The statistics of the data.

Language	Types	#Vul	#Non-Vul	All
Java	50	1,171	917	2,088
C/C++	39	1,015	922	1,937

3.2 Data Pre-processing

We perform the following data pre-processing steps on the two datasets:

- (1) We removed duplicated code and all annotations in each function because they explicitly indicate the vulnerability. In addition, we replace “bad”, “good”, “VULN” and “PATCHED” in function names with “func”.
- (2) Considering the limited input length of ChatGPT, we set the maximum length of input to be 700 to ensure that the input sequence after concatenating additional information (i.e., prompt) is not truncated by the system.
- (3) We filter out functions with less than three lines as they possibly do not have sufficient information for vulnerability detection.
- (4) For Java data, as the class name in dataset contains vulnerability information (i.e., vulnerability type) and we only focus on function-level vulnerability detection, we filter out those samples that call functions in other Java classes. For C/C++, we removed CVE IDs in function names that have obvious vulnerability hints.

For Java data, a “bad” function can be associated with multiple “good” ones (i.e., patch versions) in “mixed” cases. We randomly selected an eligible “good” one for such cases to balance the number of vulnerable and non-vulnerable samples. By examining the data distribution of vulnerabilities in the Java dataset, we find that more than 80% of the samples belong to top-50 largest vulnerability types. Therefore, we consider samples in these 50 vulnerability types since we also investigate the effectiveness of ChatGPT on detecting different vulnerability types and the evaluation results on vulnerability types with few samples may not be precise. Finally, as shown in Tab. 1, we get 1,171 vulnerable functions and 917 non-vulnerable functions for the Java dataset, and the C/C++ dataset contains 1,015 vulnerable functions and 922 non-vulnerable functions.

3.3 Feature Extraction

In our prompt design, two types of auxiliary information, API call sequences and data flow, are utilized. In this section, we illustrate how we extract them from the two datasets.

3.3.1 API Call Sequence Extraction. To extract the API call sequences, we first leverage the Python library `TREE-SITTER`⁵ to parse code files into Abstract Syntax Trees (ASTs). For C/C++, we extract all the nodes whose type is “call_expression” and add all the names by order. For Java, we follow the same steps as described in DEEP-API [19] to traverse each AST. The API call sequence of each Java function can be extracted as follows:

- For each constructor invocation `new C()`, we add `C.new` to the API call sequence.
- For each function call `o.m()` where `o` is an instance of the class `C`, we add `C.m` to the API call sequence.
- For a function call passed as a parameter, we add the function before the calling function. For example, for `o1.f1(o2.f2(), o3.f3())`, we add the API call sequence `C2.f2-C3.f3-C1.f1`, where `Ci` is the class of the instance `oi`.
- For a sequence of statements `s1; s2; ...; sn`, we extract the API call sequence `ai` from each statement `si`, and concatenate them together in order to construct the API call sequence `a1a2-...-an`.
- For conditional statements such as `if(s1){s2;}else{s3};`, we create a sequence from all possible branches, that is, `a1-a2-a3`, where `ai` is the API call sequence extracted from the statement `si`.
- For loop statements such as `while(s1){s2};`, we add the sequence `a1-a2`, where `a1` and `a2` are the API sequences extracted from the statement `s1` and `s2`, respectively.

The lower right part of Fig. 1 provides an example of the extracted API call sequence from a Java method. Note that, in our study, the function name “bad” will be replaced with “func” as described in Sec. 3.2.

3.3.2 Data Flow Graph Extraction. Data flow represents the relation of “where-the-value-comes-from” between variables. Given

⁵<https://tree-sitter.github.io/tree-sitter>

the source code C , we refer to GraphCodeBERT's [21] extraction method and perform the following steps to extract the data flow:

- Parse C into an Abstract Syntax Tree (AST) using tree-sitter.
- Identify the variables by using the syntactic information and terminals (leaves) of the AST, which are denoted as $V = \{v_1, v_2, \dots, v_k\}$.
- Consider the variables as nodes of the graph, and for each variable in V , add the directed edge $\varepsilon = \langle v_i, v_j \rangle$ to the dictionary D as a tuple (v_i, p_i, v_j, p_j) , where p_i and p_j denote the position of v_i and v_j . The tuple indicates that v_i comes from or is computed by v_j .

The upper right part of Fig. 1 shows the extracted data flow graph of a Java method.

4 PROMPT DESIGN

This section introduces our designed prompts for enhancing ChatGPT on software vulnerability detection. For simplicity, we use \mathbf{P}_x to represent each prompt, where x denotes the compositions of the prompt, and we will explain each x when we explain the corresponding prompt design for the first time.

4.1 Basic Prompting

Firstly, to conduct vulnerability detection via ChatGPT, it is essential to have a basic prompt (\mathbf{P}_b). We use the following basic prompt in this study, and we ask ChatGPT to give an explicit answer (Yes or No) to clarify the result.

\mathbf{P}_b : Is the following program buggy? Please answer Yes or No. [CODE]

where [CODE] indicates the test function.

Following OpenAI's gpt-best-practices document [49], we further propose the role-based basic prompt (\mathbf{P}_{r-b}) to remind ChatGPT of its job (i.e., detect vulnerabilities) so that it focuses on the vulnerability issue:

\mathbf{P}_{r-b} : I want you to act as a vulnerability detection system. My first request is "Is the following program buggy?" Please answer Yes or No. [CODE]

When the prompt contains some key tokens (e.g., the keyword "buggy" in the prompt), it is possible that ChatGPT guesses the answer simply based on the keywords instead of analyzing the test function, i.e., merely answering "No" due to the keyword "buggy". To verify whether ChatGPT will make a biased judgment due to some key tokens in the prompt, we designed a *reverse-question* prompt to enhance the role-based basic prompt (\mathbf{P}_{r-r-b}):

\mathbf{P}_{r-r-b} : I want you to act as a vulnerability detection system. My first request is "Is the following program correct?" Please answer Yes or No. [CODE]

4.2 Prompting with Auxiliary Information

Auxiliary information, such as CFG, DFG, PDG and API call sequences, is prevalently used by DL-based vulnerability detection

methods [11, 31, 35, 58]. This inspires us to consider whether we can utilize them to improve the prompt and achieve better vulnerability detection.

4.2.1 The Necessity of Auxiliary Information. Before incorporating auxiliary information into prompts, we first examine *what types of auxiliary information are beneficial to detecting vulnerabilities using ChatGPT*. For each dataset, we randomly sample 20 functions and ask ChatGPT the following question:

Please output [data flow/control flow/program dependence] of the following code: [CODE]

As an example, the response of ChatGPT w.r.t. the code shown in Fig. 1 is shown below:

The answer for data flow:

1. the data value of data at 5th token comes from privateFive at 1st token
2. the data value of data at 5th token comes from the constant "7e5tc4s3" at 5th token
3. the data value of data at 8th token comes from privateFive at 1st token
4. the data value of data at 8th token comes from the constant null at 8th token
5. the data value of principal at 15th token comes from the constant "test" at 15th token
6. the data value of key at 20th token comes from principal at 15th token
7. the data value of key at 20th token comes from data at 5th token or 8th token
8. the data value of key at 20th token comes from the constant null at 20th token

For the response w.r.t. data flow, we can observe that it does not recognize two possible paths for the variable "data" in the second if statement. Besides, in the third line, the variable "data" does not come from the variable "privateFive". The incorrect response w.r.t. data flow shows that ChatGPT cannot fully understand the data flow of a function solely based on the source code.

The answer of ChatGPT w.r.t. control flow is shown as follows:

The answer for control flow:

1. Check if privateFive equals 5.
2. If privateFive is 5, set data to "7e5tc4s3". Otherwise, set data to null.
3. Check if data is not null. If it's not null, proceed to step 4. Otherwise, exit the function.
4. Create a new KerberosPrincipal object called principal with the argument "test".
5. Create a new KerberosKey object called key with the arguments principal, data.toCharArray(), and null.
6. Output the key as a string using IO.writeLine().
7. End of function.

For control flow, we can observe that ChatGPT can accurately identify the execution path of each statement, indicating that it can understand the function's control flow.

The answer of ChatGPT w.r.t. program dependence is shown below:

The answer for program dependence:

1. Control Dependence:

- 'if (privateFive == 5)' statement is control dependent on the function entry (bad() method).
- 'if (data != null)' statement is control dependent on the function entry (bad() method).

2. Data Dependence:

- 'data' variable is data dependent on 'if (privateFive == 5)' statement.
- 'KerberosPrincipal principal' is data dependent on the constant string "test".
- 'KerberosKey key' is data dependent on 'principal' and 'data' variables.
- 'IO.writeLine(key.toString())' is data dependent on 'key' variable.

We can see that the response w.r.t. program dependency has the same issue as the response w.r.t. data flow described above.

For the total 40 sampled cases, we can observe similar results as the above responses to the code shown in Fig. 1. Therefore, we can conclude that, additional information on data flow is beneficial to enhance the understanding of ChatGPT on the source code.

We also conduct a simple test to investigate whether ChatGPT can extract API call sequences from the function correctly. Similar to previous tests, we randomly draw 20 code samples from each dataset and ask ChatGPT the following question:

Please output all the API called by the following code in order.
Output format: (xx).(xxx). [CODE]

As an example, the response of ChatGPT w.r.t. the code shown in Fig. 1 is shown below:

The answer for API call sequence:

1. KerberosPrincipal.constructor
2. KerberosKey.constructor
3. IO.writeLine

From the above example, we can observe that ChatGPT can only identify obvious and simple API calls. The calls passed as function parameters are not identified by ChatGPT (i.e., String.toCharArray and KerberosKey.toString). Besides, based on the above response, it is unclear whether ChatGPT can recognize the order of API calls (i.e., call KerberosKey.toString first and then call IO.writeLine). Therefore, we can conclude that explicitly adding information on API call sequences can benefit ChatGPT and improve its ability to comprehend source code. For the total 40 sampled cases, we have a similar observation as the above example.

4.2.2 Prompts with DFG and API Calls. Since ChatGPT cannot fully understand data flow and API call sequences of functions, based on the role-based prompt P_{r-b} , we design the following prompts (P_{r-b-d} and P_{r-a-b}) equipped with auxiliary information on data flow or API calls:

P_{r-b-d} : I want you to act as a vulnerability detection system. I will provide you with the original program and the data flow information, and you will act upon them. Is the following program buggy? [CODE]. [DF description].

P_{r-a-b} : I want you to act as a vulnerability detection system. I will provide you with the original program and the API call sequence, and you will act upon them. [API description]. Is the following program buggy? [CODE].

where [API description] and [DF description] are constructed based on the extracted API call sequences and DFGs described in Sec. 3.3. Note that the position of the letter "d" and letter "a" in the subscripts of P_{r-b-d} and P_{r-a-b} indicate the position of [DF description] and [API description] w.r.t. the part of the task role ("r") and the part of the basic prompt ("b"). There are other options for the order but P_{r-b-d} and P_{r-a-b} yield better performance than alternatives and we adopt them as the default order for prompts with information on data flow/API calls. We also discuss the impact of the order in Sec. 5.5.

To obtain [API description], once we obtain the API call sequence of each function (see Sec. 3.3.1), we can concatenate each function call with specific words. We propose a template for each API call sequence to construct [API description]:

The program first calls a_1 , then calls a_2, \dots , then calls a_i, \dots , and finally calls a_n .

where n denotes the number of function calls in the API call sequence. For example, the [API description] for the API call sequence in Fig. 1 is:

The program first calls KerberosPrincipal.new, then calls String.toCharArray, then calls KerberosKey.new, then calls KerberosKey.toString, and finally calls IO.writeLine.

Similarly, we can construct [DF description] for each function based on the extracted tuple described in Sec. 3.3.2, we design a prompt template to integrate DFG into the inputs to ChatGPT:

The data value of the variable v_i at the p_i th token comes from/is computed by the variable v_j at the p_j th token.

For example, the prompt of the data flow in Fig. 1 is:

The data value of the variable data at the 17th token comes from the variable data at the 11th token or the variable data

at 14th token. The data value of the variable data at the 11th token is computed by the “7e5tc4s3” at the 12th token...

4.3 Chain-of-Thought Prompting

One remarkable improvement of LLMs over traditional small language models is that LLMs can solve complex tasks via multiple reasoning steps. The key is the chain-of-thought prompting [68]. A chain of thought is a coherent series of intermediate natural language reasoning steps that lead to the final answer for a task. Since ChatGPT can memorize multi-step interactions, we can attempt chain-of-thought prompting (i.e., design multiple prompts) for vulnerability detection.

Step 1: Intuitively, LLMs can correctly determine whether the code snippet is vulnerable or not, providing that LLMs can first understand the purpose of the code precisely. Consequently, we design the first-step prompt for the *intention* of the test code:

$\mathbf{p}_1^{(\text{chain})}$: Please describe the intent of the given code. [CODE].

Step 2: Following the first step, we can continue to ask ChatGPT about the vulnerability of the test function. For instance, we can adopt the role-based basic prompt (\mathbf{P}_{r-b}) in Sec. 4.1 as the second step:

$\mathbf{p}_{2,r-b}^{(\text{chain})}$: I want you to act as a vulnerability detection system. Is the above program buggy? Please answer Yes or No.

Step 2 with Auxiliary Information: Similar to $\mathbf{P}_{r-a-b}/\mathbf{P}_{r-b-d}$ proposed in Sec. 4.2.2, we can also enrich the prompt in the second step with additional information on API calls and data flow:

$\mathbf{p}_{2,aux}^{(\text{chain})}$: I want you to act as a vulnerability detection system. Is the above code buggy? Only answer Yes or No. Here is its API call sequence/data flow information that you may use: [API description]/[DF description].

5 EXPERIMENTAL RESULTS

In this section, we report and analyze the experimental results in order to answer the following research questions (RQ):

- **RQ1:** Can ChatGPT detect software vulnerability with the help of basic prompts?
- **RQ2:** Can API calls and data flow information enhance the prompting?
- **RQ3:** Does chain-of-thought prompting affect the accuracy of vulnerability detection?
- **RQ4:** Does the order of compositions of the prompt affect the detection?
- **RQ5:** How does ChatGPT perform on different vulnerability types?

5.1 Experimental Settings

5.1.1 Vulnerability Detection Baselines. In our study, we compared ChatGPT with two state-of-the-art vulnerability detection methods:

- **CFGNN**⁶ [72] is the state-of-the-art condition-based bug detection method, which utilizes API knowledge and CFG-based Graph Neural Network (CFGNN) to detect condition-related bugs automatically.
- **Bugram** [66] adopts n-gram language models instead of rules to detect bugs. It first models program tokens sequentially using the n-gram language model and then ranks token sequences according to their probabilities in the learned model. Low-probability sequences are marked as potential bugs.

While there are other software vulnerability detection methods, they are designed for one or a few specific vulnerability types. We choose the above two baselines because they are general detection methods that can cover different types of vulnerability types. We use the default configurations of baselines in our study.

5.1.2 Evaluation Metrics. We use Accuracy (Acc), Precision (P), Recall (R) and F1 score (F1), which are commonly used to evaluate vulnerability detection methods, to measure the performance of ChatGPT.

5.2 Effectiveness of Basic Prompts (RQ1)

Tab. 2 illustrates the detection performance of ChatGPT using different prompts. In Tab. 2, we report the performance on the vulnerable sample set and the non-vulnerable sample set separately. We also provide the results on the complete sample set which are denoted by “All” in Tab. 2. In Tab. 2, “Det.” denotes how many test samples are correctly predicted. For instance, ChatGPT with \mathbf{P}_b can correctly predict 1,091 out of 1,171 true vulnerable samples as vulnerable code on the Java dataset. Note that some test cases are excluded since their features cannot be extracted by baselines/ChatGPT or ChatGPT replies that it cannot handle the task. Hence, the total number shown in the “Det.” column of Tab. 2 varies in different rows.

Overall Performance Compared to Baselines. We can see that using basic prompts (\mathbf{P}_b , \mathbf{P}_{r-b} and \mathbf{P}_{r-t-b}), ChatGPT generally outperforms baselines CFGNN and Bugram, especially on the Java dataset where the accuracy of ChatGPT with \mathbf{P}_b is 58% and 64% higher than CFGNN and Bugram, respectively.

Finding 1: Compared to the two vulnerability detection baselines, ChatGPT shows better performance on vulnerability detection w.r.t. both accuracy and coverage.

Impact of Using a Task Role. The documentation provided by OpenAI [49] for using GPT mentions that the system message can be used to specify the persona used by the model in its replies. We expect that the prompt design after specifying the task roles will perform better. As shown in Tab. 2, on the Java dataset, the accuracy of \mathbf{P}_{r-b} is about 5% higher than the accuracy of \mathbf{P}_b . On the C/C++ dataset, there is a slight increase in the number of correctly

⁶<https://github.com/zhangj111/ConditionBugs>

Table 2: Performance of ChatGPT on Vulnerability Detection using Different Prompts. Best results are shown in bold.

Prompt	Java									C/C++								
	Vulnerable				Non-Vulnerable				All	Vulnerable				Non-Vulnerable				All
	P	R	F1	Det.	P	R	F1	Det.	Acc	P	R	F1	Det.	P	R	F1	Det.	Acc
CFGNN	0.831	0.144	0.245	143/995	0.383	0.948	0.546	529/558	0.437	1.000	0.105	0.191	2/19	0.393	1.000	0.564	11/11	0.433
Bugram	0.469	0.032	0.061	38/1171	0.435	0.953	0.598	874/917	0.436	0.507	0.514	0.51	511/995	0.459	0.453	0.456	411/908	0.484
P _b	0.659	0.932	0.772	1091/1171	0.815	0.384	0.522	352/917	0.691	0.524	0.992	0.686	1007/1015	0.429	0.007	0.013	6/922	0.523
P _{r-r-b}	0.727	0.450	0.556	527/1171	0.528	0.784	0.631	719/917	0.597	0.500	0.136	0.214	138/1015	0.472	0.850	0.607	784/922	0.476
P _{r-b}	0.726	0.817	0.769	957/1171	0.722	0.606	0.659	556/917	0.725	0.523	0.982	0.682	1009/1015	0.523	0.002	0.004	2/922	0.522
P _{r-a-b}	0.894	0.622	0.734	728/1171	0.652	0.906	0.759	831/917	0.747	0.521	0.758	0.618	646/852	0.490	0.250	0.331	198/791	0.514
P _{r-b-d}	0.784	0.564	0.656	661/1171	0.590	0.802	0.680	735/917	0.669	0.525	0.970	0.682	985/1015	0.516	0.035	0.065	32/922	0.525
P _{r-a-b-d}	0.636	0.735	0.682	861/1171	0.578	0.462	0.514	424/917	0.615	0.564	0.159	0.249	136/852	0.489	0.867	0.626	686/791	0.500

detected vulnerabilities and a small decrease in the number of non-vulnerabilities detected, and the overall accuracy remains almost unchanged.

Finding 2: Including a task role in the prompt may enhance the performance of ChatGPT on vulnerability detection but the improvement is programming-language-specific.

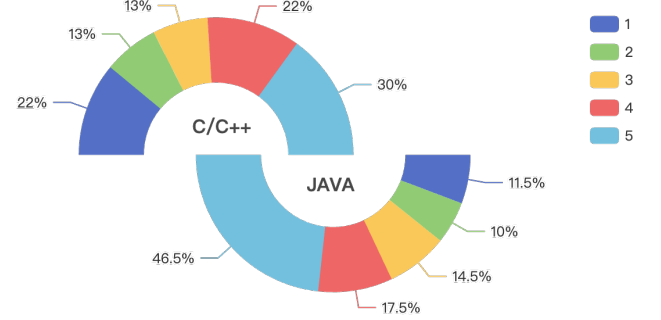
Bias of Prediction. Tab. 2 also shows that, on both Java and C/C++ data, most functions are predicted to be vulnerable by ChatGPT when using basic prompts. Given the unbalanced prediction, it is essential to investigate whether ChatGPT simply predicts most functions as vulnerable without inspecting the details of the source code due to the reason that the question contains the keyword “buggy”. Therefore, we design the reverse-question prompt P_{r-r-b} and replace “buggy” with “correct” in the prompt. From Tab. 2, we can see that using P_{r-r-b} , ChatGPT tends to be biased toward predicting the function as non-vulnerable, suggesting that ChatGPT tends to guess the answer according to the keyword in the prompt.

Finding 3: With the simple basic prompt, the response of ChatGPT is biased toward the keyword in the prompt.

Comprehension of Vulnerability. To investigate whether ChatGPT with basic prompts can correctly understand vulnerabilities. We draw 200 samples from the true positive results of vulnerable samples (100 from each dataset) using P_b and ask ChatGPT the following question following the prompt P_b :

If the answer is yes, please describe the vulnerability.

We invited five master students majoring in Computer Science to manually assess the quality of the 200 vulnerability explanations by giving each explanation a score on a five-point scale. The result is reported in Fig. 2. We can see that high scores (4 or 5) account for 52% and 64% on the C/C++ dataset and the Java dataset, respectively. In other words, ChatGPT with the basic prompt P_b does not understand almost half of the vulnerabilities it “detects”. The observation can be the reason for the detection bias in Finding 3.

**Figure 2: Rating distributions for vulnerability explanations.**

Finding 4: With the basic prompt, ChatGPT is more capable of identifying vulnerabilities in Java programs than in C/C++ programs, but it cannot understand vulnerabilities comprehensively.

5.3 Usefulness of Auxiliary Information (RQ2)

Next, we investigate the impact of incorporating auxiliary information in the prompt. It can be seen from Tab. 2 that, on both datasets, the accuracy of P_{r-a-b} and P_{r-d-b} decreases on detecting vulnerable data compared to P_{r-b} . On the non-vulnerability data, the accuracy of P_{r-a-b} and P_{r-d-b} significantly increases. We can also see that, on the Java dataset, adding API calls to the prompt results in an accuracy of 0.747, which is about 8% higher than P_{r-b} . On the C/C++ dataset, the prompt including data flow information works best but it does not exceed P_b by a large margin.

Finding 5: Different auxiliary information has diverse effects on different programming languages. Incorporating API calls is more effective for detecting vulnerability in Java functions, while including data flow information contributes a little to the understanding of C/C++ vulnerable programs.

5.4 Effectiveness of Chain-of-Thought Prompting (RQ3)

5.4.1 Performance of Vulnerability Detection in Step 2. In Tab. 3, we report the performance of vulnerability detection of step 2 in

Table 3: Results of chain-of-thought prompting. Best results are shown in bold.

Prompt	Java									C/C++								
	Vulnerable				Non-Vulnerable				All	Vulnerable				Non-Vulnerable				All
	P	R	F1	Det.	P	R	F1	Det.		P	R	F1	Det.	P	R	F1	Det.	
$P_{2,r-b}^{(chain)}$	0.668	0.93	0.777	1089/1171	0.821	0.409	0.546	375/917	0.701	0.675	0.973	0.797	988/1015	0.943	0.485	0.640	447/922	0.741
$P_{2,r-a-b}^{(chain)}$	0.688	0.703	0.695	823/1171	0.609	0.592	0.601	543/917	0.654	0.661	0.855	0.746	728/852	0.771	0.527	0.626	417/791	0.697
$P_{2,r-b-d}^{(chain)}$	0.704	0.651	0.676	762/1171	0.593	0.65	0.620	596/917	0.65	0.794	0.614	0.692	623/1015	0.660	0.824	0.733	760/922	0.714
$P_{2,r-a-b-d}^{(chain)}$	0.714	0.545	0.618	638/1171	0.554	0.721	0.626	661/917	0.622	0.814	0.589	0.684	502/852	0.659	0.855	0.744	676/791	0.717

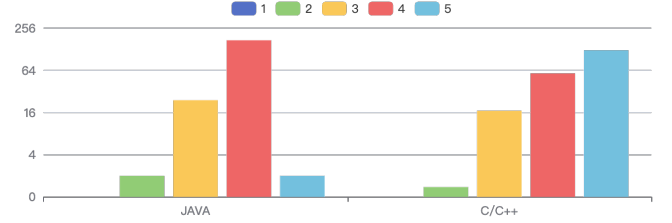
chain-of-thought prompting. We can see that $P_{2,r-b}^{(chain)}$ achieves the best accuracy on both Java and C/C++ dataset. Surprisingly, $P_{2,r-a-b}^{(chain)}$ and $P_{2,r-b-d}^{(chain)}$, which incorporate auxiliary information, perform worse than $P_{2,r-b}^{(chain)}$ regarding accuracy. Taking a closer look, we find that adding information on API calls or data flow causes ChatGPT to identify more non-vulnerable samples correctly. The number of detected non-vulnerable samples is increasing while the detected vulnerable ones are decreasing as auxiliary information is added. Besides, for the Java dataset, the results of chain-of-thought prompting are worse than the basic prompts shown in Tab. 2. However, for C/C++ dataset, all the chain-of-thought prompts achieve superior results than basic prompts. We speculate that the difference is caused by the position of extra information and code in the prompt and we will investigate the impact of the position of the compositions of prompts in Sec. 5.5.

Finding 6: Chain-of-thought prompting has different effects on Java and C/C++. It provides a great improvement on C/C++ dataset but degrades the detection performance on Java dataset.

5.4.2 Impacts of Including the Summary of Code. The intermediate step in chain-of-thought prompting affects the quality of the final answer. Although we focus on the detection performance of step 2 (i.e., $P_2^{(chain)}$) in the chain-of-thought prompting, we also take a step to check the answer in step 1. We randomly selected 200 answers to $P_1^{(chain)}$ generated by ChatGPT. The answers correspond to 100 vulnerable test code and 100 non-vulnerable test code randomly sampled from both Java and C/C++ data. We ask five master students majoring in Computer Science to give a rating using 5 point rating scale to each answer to assess whether ChatGPT can understand the functionality of the code. The distribution of ratings is shown in Fig. 3. We can see that there are no answers that are given a rating of 1 and nearly 90% of the answers have a score of 4 or higher. The result demonstrates that ChatGPT can understand the purpose of the function precisely.

Finding 7: ChatGPT can accurately understand the functionality of code in vulnerability detection.

Chain-of-thought prompting demands the model to summarize the code first and then detect the vulnerability. Alternatively, we can regard the code summary as auxiliary information like API calls and data flow to construct a single prompt instead of two-step chain-of-thought prompts. Due to the restriction of input length of ChatGPT, we only test basic prompts that do not contain API

**Figure 3: Rating distributions for sampled answers to step 1.****Table 4: Accuracy before/after adding code summary.**

	P_b	P_{r-b}	P_{s-b}	P_{r-s-b}
Java	0.691	0.725	0.657	0.671
C/C++	0.523	0.522	0.526	0.531

calls and data flow. We use s to represent the code summary in the prompt. The results using summary-aided prompts are shown in Tab. 4. We can see that the accuracy decreases after adding code summary to the prompt to detect vulnerability on the Java dataset. Differently, the performance increases on C/C++ dataset.

Finding 8: Adding high-quality code summaries to prompts can improve the detection performance of ChatGPT. But the impact is programming-language-specific.

5.5 Impacts of Position (RQ4)

Since there are various options for the positions of different auxiliary information in the prompt, we also investigate how the position of additional information affects the detection. We attempt two orders by placing [API description] or [DF description] before or after the source code [CODE] for both basic prompt P_b and role-based basic prompt P_{r-b} . An example is shown below:

Basic Prompt: [POS1]. P_b . [POS2].
Role Prompt: P_r . [POS1]. P_b . [POS2].

where [POS1] and [POS2] represent the two positions to place [API description] and [DF description]. Tab. 5 provides the results using different positions.

We can see that the role-based prompt with [API description] located in [POS1] achieves the best accuracy. Specifically, we can find that the overall accuracy of placing [API description] in [POS1] is higher than that in [POS2] for both basic prompt and role-based

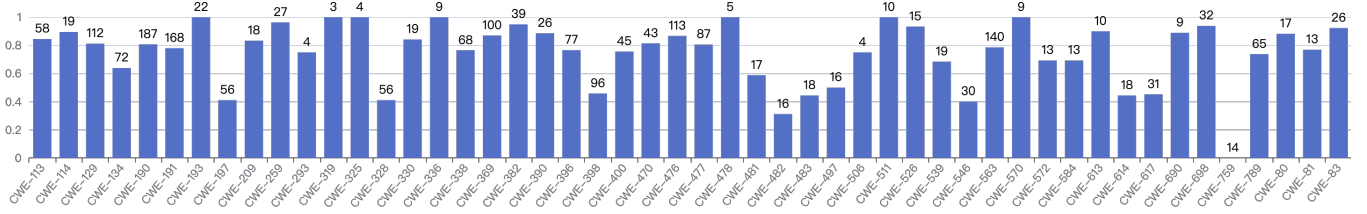


Figure 4: Accuracy of different vulnerability types on the Java dataset. y coordinate indicates the accuracy and the numbers above the bars denote the numbers of samples in each vulnerability type.

Table 5: Results for using different settings of position in the prompts. Best results are shown in bold.

Prompt	Java									C/C++								
	Vulnerable				Non-Vulnerable				All	Vulnerable				Non-Vulnerable				All
	P	R	F1	Det.	P	R	F1	Det.		P	R	F1	Det.	P	R	F1	Det.	
P _{b-a}	0.623	0.832	0.712	974/1171	0.624	0.357	0.454	327/917	0.623	0.480	0.028	0.053	24/852	0.480	0.967	0.642	765/791	0.480
P _{a-b}	0.832	0.435	0.571	509/1171	0.551	0.888	0.680	814/917	0.634	0.518	0.532	0.525	453/852	0.481	0.467	0.473	369/791	0.500
P _{r-b-a}	0.721	0.687	0.704	805/1171	0.623	0.660	0.641	605/917	0.675	0.519	0.965	0.675	822/852	0.492	0.037	0.068	29/791	0.518
P _{r-a-b}	0.894	0.622	0.734	728/1171	0.652	0.906	0.759	831/917	0.747	0.521	0.758	0.618	646/852	0.490	0.250	0.331	198/791	0.514
P _{b-d}	0.683	0.754	0.717	883/1171	0.638	0.554	0.593	508/917	0.666	0.522	0.943	0.672	957/1015	0.442	0.050	0.090	46/922	0.518
P _{d-b}	0.648	0.438	0.523	513/1171	0.492	0.696	0.577	638/917	0.551	0.536	0.610	0.571	619/1015	0.494	0.420	0.415	387/922	0.519
P _{r-b-d}	0.784	0.564	0.656	661/1171	0.590	0.802	0.680	735/917	0.669	0.525	0.970	0.682	985/1015	0.516	0.035	0.065	32/922	0.525
P _{r-d-b}	0.614	0.743	0.672	870/1171	0.551	0.402	0.465	369/917	0.593	0.502	0.742	0.599	753/1015	0.401	0.190	0.258	175/922	0.479

prompt. But the improvement for the basic prompt is not as significant as for the role-based prompt, suggesting that different prompts have varying sensitivity for the position.

In addition, we can observe that the performance on vulnerable and non-vulnerable data is different when the position of API information varies. The number of true positive samples decreases on vulnerable data but increases on non-vulnerable data when placing [API description] in [POS1]. The injection of API information seems more conducive to judgment on non-vulnerable data. However, the situation is completely different when adding data flow information. The overall accuracy of the prompts with data flow information in [POS2] outperforms those placing data flow information in [POS1]. Consequently, the position of API calls or data flow information has a great influence on the performance of ChatGPT, and the suitable choice of position varies for different auxiliary information.

Finding 9: Prompting can achieve better performance when placing API calls before the code and placing data flow information after the code. In addition, adding API call information contributes more to the correct prediction of non-vulnerable samples, while including data flow information contributes more to the accurate prediction of vulnerable samples.

5.6 Performance on Different Vulnerability Types (RQ5)

Due to the page limit, we only report the results on the Java dataset when illustrating the detection performance of different vulnerability types. Similar trends can be observed on the C/C++ dataset.

We show the accuracy for the prompt P_{r-a-b} w.r.t. each vulnerability type in Fig. 4. We can see that ChatGPT achieves 100% accuracy on 7 vulnerability types and we find that some types among the 7 perfectly-detect types, such as CWE-193 (Off-by-one Error), CWE-511 (Logic/Time Bomb) and CWE-570 (Expression is Always False), are easy to identify because they have obvious boundary issues or logical errors. Besides, ChatGPT can achieve an accuracy of over 0.5 in more than 80% of vulnerability types (41/50), indicating that ChatGPT can detect many vulnerability types even though some vulnerable cases are wrongly classified.

We also check the types that get a low accuracy score lower than 0.5. For example, none of the samples in CWE-759 (Use of a One-Way Hash without a Salt) are predicted correctly. This kind of vulnerability usually occurs when the operation of adding salt is missing. We infer that it requires human intervention to set rules or inject extra knowledge and thus it is difficult for ChatGPT to detect solely based on code and the auxiliary information used in this paper. CWE-328 (Use of Weak Hash) has a similar issue, but ChatGPT achieves a better accuracy of 0.411 on CWE-328 than CWE-759. Apart from that, ChatGPT performs poorly on CWE-482 (Comparing instead of Assigning) and CWE-546 (Suspicious Comment) as well. For CWE-482, the vulnerability occurs when the “=” symbol is mistakenly used as “==”. For example, “`if((isZero == (zeroOrOne == 0)) == true)`”, which is a line extracted from a sample function in CWE-482, should be “`(isZero = (zeroOrOne == 0))`”. There is no grammatical error in the sample, indicating that ChatGPT cannot distinguish “==” and “=” via understanding the context. For CWE-546, it is triggered for suspicious comments, which does not actually affect the functionality of the program.

Therefore, without processing the comments, ChatGPT cannot predict CWE-546 correctly.

Finding 10: ChatGPT can detect vulnerabilities well on grammar-related or some boundary-related vulnerability types. But it can not achieve a high accuracy on types that are basically irrelevant to the context or those that require the model to fully understand the context.

6 THREATS OF VALIDITY

Version of ChatGPT: Since ChatGPT is still being actively updated, the experimental results in this paper only represent the performance of ChatGPT 4. For future versions, the conclusions in this paper may become invalid.

Different Programming Languages: We conduct experiments on both Java and C/C++ datasets. But as observed in this paper, ChatGPT sometimes performs differently on the two programming languages. It is possible that ChatGPT may show different detection performance on vulnerability detection for other programming languages.

Human Annotator. We ask some master students majoring in Computer Science to evaluate the quality of vulnerability explanations and code summaries. Due to the difference of knowledge background, the human evaluation may not be completely correct and unbiased.

Vulnerability Types. The number of samples in different vulnerability types varies as shown in Fig. 4. Therefore, the findings in this study may not be universal across all vulnerability types. It is necessary to collect more vulnerability samples to enrich the two datasets to verify the findings on more data.

7 CONCLUSION

LLMs with stunning intelligence have significantly affected various areas. In this paper, we study the ability of prompt-enhanced ChatGPT in software vulnerability detection, an important task to ensure the security of software. In particular, we design several prompts that are tailored for vulnerability detection, including adding extra information (i.e., API calls and data flow information) and leveraging chain-of-thought prompting. We conduct extensive experiments on two vulnerability datasets to demonstrate the effectiveness of prompt-enhanced vulnerability detection using ChatGPT. Our study also points out the merit and demerit of using ChatGPT for vulnerability detection.

REFERENCES

- [1] Rohan Anil, Andrew M. Dai, Orhan Firat, Melvin Johnson, Dmitry Lepikhin, Alexandre Passos, Siamak Shakeri, Emanuel Taropa, Paige Bailey, Zhifeng Chen, Eric Chu, Jonathan H. Clark, Laurent El Shafey, Yanping Huang, Kathy Meier-Hellstern, Gaurav Mishra, Erica Moreira, Mark Omernick, Kevin Robinson, Sebastian Ruder, Yi Tay, Kefan Xiao, Yuanzhong Xu, Yujing Zhang, Gustavo Hernández Ábrego, Junwhan Ahn, Jacob Austin, Paul Barham, Jan A. Botha, James Bradbury, Siddhartha Brahma, Kevin Brooks, Michele Catasta, Yong Cheng, Colin Cherry, Christopher A. Choquette-Choo, Aakanksha Chowdhery, Clément Crepey, Shachi Dave, Mostafa Dehghani, Sunipa Dev, Jacob Devlin, Mark Diaz, Nan Du, Ethan Dyer, Vladimir Feinberg, Fangxiaoyu Feng, Vlad Fienber, Markus Freitag, Xavier Garcia, Sebastian Gehrmann, Lucas Gonzalez, and et al. 2023. PaLM 2 Technical Report. *arXiv Preprint* (2023). <https://arxiv.org/abs/2305.10403>
- [2] Sid Black, Stella Biderman, Eric Hallahan, Quentin Anthony, Leo Gao, Laurence Golding, Horace He, Connor Leahy, Kyle McDonell, Jason Phang, Michael Pieler, USVSN Sai Prashanth, Shivanshu Purohit, Laria Reynolds, Jonathan Tow, Ben Wang, and Samuel Weinbach. 2022. GPT-NeoX-20B: An Open-Source Autoregressive Language Model. *arXiv Preprint* (2022). <https://arxiv.org/abs/2204.06745>
- [3] Rishi Bommasani, Drew A. Hudson, Ehsan Adeli, Russ B. Altman, Simran Arora, Sydney von Arx, Michael S. Bernstein, Jeannette Bohg, Antoine Bosselut, Emma Brunskill, Erik Brynjolfsson, Shyamal Buch, Dallas Card, Rodrigo Castellon, Niladri S. Chatterji, Annie S. Chen, Kathleen Creel, Jared Quincy Davis, Dorottya Demszky, Chris Donahue, Moussa Doumbouya, Esin Durmus, Stefano Ermon, John Etchemendy, Kavin Ethayarajh, Li Fei-Fei, Chelsea Finn, Trevor Gale, Lauren Gillespie, Karan Goel, Noah D. Goodman, Shelby Grossman, Neel Guha, Tatsunori Hashimoto, Peter Henderson, John Hewitt, Daniel E. Ho, Jenny Hong, Kyle Hsu, Jing Huang, Thomas Icard, Saahil Jain, Dan Jurafsky, Pratyusha Kalluri, Siddharth Karamcheti, Geoff Keeling, Fereshte Khani, Omar Khattab, Pang Wei Koh, Mark S. Krass, Ranjay Krishna, Rohith Kudithipudi, and et al. 2021. On the Opportunities and Risks of Foundation Models. *arXiv Preprint* (2021). <https://arxiv.org/abs/2108.07258>
- [4] Tom B. Brown, Benjamin Mann, Nick Ryder, Melanie Subbiah, Jared Kaplan, Prafulla Dhariwal, Arvind Neelakantan, Pranav Shyam, Girish Sastry, Amanda Askell, Sandhini Agarwal, Ariel Herbert-Voss, Gretchen Krueger, Tom Henighan, Rewon Child, Aditya Ramesh, Daniel M. Ziegler, Jeffrey Wu, Clemens Winter, Christopher Hesse, Mark Chen, Eric Sigler, Mateusz Litwin, Scott Gray, Benjamin Chess, Jack Clark, Christopher Berner, Sam McCandlish, Alec Radford, Ilya Sutskever, and Dario Amodei. 2020. Language Models are Few-Shot Learners. In *NeurIPS*, Vol. 33. 1877–1901.
- [5] Jialun Cao, Meiziniu Li, Ming Wen, and Shing-Chi Cheung. 2023. A study on Prompt Design, Advantages and Limitations of ChatGPT for Deep Learning Program Repair. *arXiv Preprint* <https://arxiv.org/abs/2304.08191> (2023).
- [6] Sicong Cao, Xiaobing Sun, Lili Bo, Rongxin Wu, Bin Li, and Chuanqi Tao. 2022. MVD: Memory-Related Vulnerability Detection Based on Flow-Sensitive Graph Neural Networks. In *ICSE*. 1456–1468.
- [7] Saikat Chakraborty, Rahul Krishna, Yangruibo Ding, and Baishakhi Ray. 2022. Deep Learning Based Vulnerability Detection: Are We There Yet? *IEEE Trans. Software Eng.* 48, 9 (2022), 3280–3296.
- [8] Xiao Cheng, Guanqin Zhang, Haoyu Wang, and Yulei Sui. 2022. Path-sensitive code embedding via contrastive learning for software vulnerability detection. In *ISSTA*. 519–531.
- [9] Min-Je Choi, Seunghyeon Jeong, Hakjoo Oh, and Jaegul Choo. 2017. End-to-End Prediction of Buffer Overruns from Raw Source Code via Neural Memory Networks. In *IJCAI*. 1546–1553.
- [10] Aakanksha Chowdhery, Sharan Narang, Jacob Devlin, Maarten Bosma, Gaurav Mishra, Adam Roberts, Paul Barham, Hyung Won Chung, Charles Sutton, Sebastian Gehrmann, Parker Schuh, Kensen Shi, Sasha Tsvyashchenko, Joshua Maynez, Abhishek Rao, Parker Barnes, Yi Tay, Noam Shazeer, Vinodkumar Prabhakaran, Emily Reif, Nan Du, Ben Hutchinson, Reiner Pope, James Bradbury, Jacob Austin, Michael Isard, Guy Gur-Ari, Pengcheng Yin, Toju Duke, Anselm Levskaya, Sanjay Ghemawat, Sunipa Dev, Henryk Michalewski, Xavier Garcia, Vedant Misra, Kevin Robinson, Liam Fedus, Denny Zhou, Daphne Ippolito, David Luan, Hyeontaek Lim, Barret Zoph, Alexander Spiridonov, Ryan Sepassi, David Dohan, Shivan Agrawal, Mark Omernick, Andrew M. Dai, Thanumalayan Sankaranarayanan Pillai, Marie Pellat, Aitor Lewkowycz, Erica Moreira, Rewon Child, Oleksandr Polozov, Katherine Lee, Zongwei Zhou, Xuezhi Wang, Brennan Saeta, Mark Diaz, Orhan Firat, Michele Catasta, Jason Wei, Kathy Meier-Hellstern, Douglas Eck, Jeff Dean, Slav Petrov, and Noah Fiedel. 2022. PaLM: Scaling Language Modeling with Pathways. *arXiv Preprint* (2022). <https://arxiv.org/abs/2204.02311>
- [11] Lei Cui, Zhiyu Hao, Yang Jiao, Haiqiang Fei, and Xiaochun Yun. 2021. VulDetector: Detecting Vulnerabilities Using Weighted Feature Graph Comparison. *IEEE Trans. Inf. Forensics Secur.* 16 (2021), 2004–2017.
- [12] Hoa Khanh Dam, Truyen Tran, Trang Pham, Shien Wee Ng, John Grundy, and Aditya Ghose. 2017. Automatic feature learning for vulnerability prediction. *arXiv Preprint* (2017). <https://arxiv.org/abs/1708.02368>
- [13] Ashita Diwan, Miles Q. Li, and Benjamin C. M. Fung. 2022. VGraph2Vec: Vulnerability Detection in Assembly Code using Message Passing Neural Networks. In *ICMLA*. 1039–1046.
- [14] Feng Dong, Junfeng Wang, Qi Li, Guoai Xu, and Shaodong Zhang. 2018. Defect Prediction in Android Binary Executables Using Deep Neural Network. *Wirel. Pers. Commun.* 102, 3 (2018), 2261–2285.
- [15] Dawson R. Engler, David Yu Chen, and Andy Chou. 2001. Bugs as Deviant Behavior: A General Approach to Inferring Errors in Systems Code. In *SOSP*. 57–72.
- [16] Qing Gao, Sen Ma, Sihao Shao, Yulei Sui, Guoliang Zhao, Luyao Ma, Xiao Ma, Fuyao Duan, Xiao Deng, Shikun Zhang, and Xianglong Chen. 2018. CoBOT: static C/C++ bug detection in the presence of incomplete code. In *ICPC*. 385–388.
- [17] Tianyu Gao, Adam Fisch, and Danqi Chen. 2021. Making Pre-trained Language Models Better Few-shot Learners. In *ACL/IJCNLP* (1). 3816–3830.
- [18] Gustavo Grieco, Guillermo Luis Grinblat, Lucas C. Uzal, Sanjay Rawat, Josselin Feist, and Laurent Mounier. 2016. Toward Large-Scale Vulnerability Discovery

- using Machine Learning. In *CODASPY*, 85–96.
- [19] Xiaodong Gu, Hongyu Zhang, Dongmei Zhang, and Sunghun Kim. 2016. Deep API learning. In *SIGSOFT FSE*, 631–642.
 - [20] Yuxian Gu, Xu Han, Zhiyuan Liu, and Minlie Huang. 2022. PPT: Pre-trained Prompt Tuning for Few-shot Learning. In *ACL* (1), 8410–8423.
 - [21] Daya Guo, Shuo Ren, Shuai Lu, Zhangyin Feng, Duyu Tang, Shujie Liu, Long Zhou, Nan Duan, Alexey Svyatkovskiy, Shengyu Fu, Michele Tufano, Shao Kun Deng, Colin B. Clement, Dawn Drain, Neel Sundaresan, Jian Yin, Daxin Jiang, and Ming Zhou. 2021. GraphCodeBERT: Pre-training Code Representations with Data Flow. In *ICLR*. <https://openreview.net/pdf?id=jLoC4ez43PZ>
 - [22] Jacob A. Harer, Louis Y. Kim, Rebecca L. Russell, Onur Ozdemir, Leonard R. Kosta, Akshay Rangamani, Lei H. Hamilton, Gabriel I. Centeno, Jonathan R. Key, Paul M. Ellingwood, Marc W. McConley, Jeffrey M. Oppen, Peter Chin, and Tomo Lazovich. 2018. Automated software vulnerability detection with machine learning. *arXiv Preprint* (2018). <https://arxiv.org/abs/1803.04497>
 - [23] David Hin, Andrey Kan, Huaming Chen, and Muhammad Ali Babar. 2022. LineVD: Statement-level Vulnerability Detection using Graph Neural Networks. In *MSR*, 596–607.
 - [24] Jordan Hoffmann, Sebastian Borgeaud, Arthur Mensch, Elena Buchatskaya, Trevor Cai, Eliza Rutherford, Diego de Las Casas, Lisa Anne Hendricks, Johannes Welb, Aidan Clark, Tom Hennigan, Eric Noland, Katie Millican, George van den Driessche, Bogdan Damoc, Aurelia Guy, Simon Osindero, Karen Simonyan, Erich Elsen, Jack W. Rae, Oriol Vinyals, and Laurent Sifre. 2022. Training Compute-Optimal Large Language Models. *arXiv Preprint* (2022). <https://arxiv.org/abs/2203.15556>
 - [25] Israel. 2021. Checkmarx. <https://www.checkmarx.com/>
 - [26] Zhengbao Jiang, Frank F. Xu, Jun Araki, and Graham Neubig. 2020. How Can We Know What Language Models Know. *Trans. Assoc. Comput. Linguistics* 8 (2020), 423–438.
 - [27] Tue Le, Tuan Nguyen, Trung Le, Dinh Q. Phung, Paul Montague, Olivier Y. de Vel, and Lizhen Qu. 2019. Maximal Divergence Sequential Autoencoder for Binary Software Vulnerability Detection. In *ICLR*. <https://openreview.net/pdf?id=ByloliCqYQ>
 - [28] Brian Lester, Rami Al-Rfou, and Noah Constant. 2021. The Power of Scale for Parameter-Efficient Prompt Tuning. In *EMNLP* (1), 3045–3059.
 - [29] Xiang Lisa Li and Percy Liang. 2021. Prefix-Tuning: Optimizing Continuous Prompts for Generation. In *ACL/IJCNLP* (1), 4582–4597.
 - [30] Zhenmin Li and Yuanyuan Zhou. 2005. PR-Miner: automatically extracting implicit programming rules and detecting violations in large software code. In *ESEC/SIGSOFT FSE*, 306–315.
 - [31] Zhen Li, Deqing Zou, Shouhuai Xu, Hai Jin, Yawei Zhu, and Zhaoxuan Chen. 2022. SySeVR: A Framework for Using Deep Learning to Detect Software Vulnerabilities. *IEEE Trans. Dependable Secur. Comput.* 19, 4 (2022), 2244–2258.
 - [32] Zhen Li, Deqing Zou, Shouhuai Xu, Xinyu Ou, Hai Jin, Sujuan Wang, Zhijun Deng, and Yuyi Zhong. 2018. VulDeePecker: A Deep Learning-Based System for Vulnerability Detection. In *NDSS*.
 - [33] Guanjun Lin, Sheng Wen, Qing-Long Han, Jun Zhang, and Yang Xiang. 2020. Software Vulnerability Detection Using Deep Neural Networks: A Survey. *Proc. IEEE* 108, 10 (2020), 1825–1848.
 - [34] Guanjun Lin, Jun Zhang, Wei Luo, Lei Pan, Olivier Y. de Vel, Paul Montague, and Yang Xiang. 2021. Software Vulnerability Discovery via Learning Multi-Domain Knowledge Bases. *IEEE Trans. Dependable Secur. Comput.* 18, 5 (2021), 2469–2485.
 - [35] Guanjun Lin, Jun Zhang, Wei Luo, Lei Pan, and Yang Xiang. 2017. POSTER: Vulnerability Discovery with Function Representation Learning from Unlabeled Projects. In *CCS*, 2539–2541.
 - [36] Guanjun Lin, Jun Zhang, Wei Luo, Lei Pan, Yang Xiang, Olivier Y. de Vel, and Paul Montague. 2018. Cross-Project Transfer Representation Learning for Vulnerable Function Discovery. *IEEE Trans. Ind. Informatics* 14, 7 (2018), 3289–3297.
 - [37] Stephan Lipp, Sebastian Banescu, and Alexander Pretschner. 2022. An empirical study on the effectiveness of static C code analyzers for vulnerability detection. In *ISSTA*, 544–555.
 - [38] Chao Liu, Xuanlin Bao, Hongyu Zhang, Neng Zhang, Haibo Hu, Xiaohong Zhang, and Meng Yan. 2023. Improving ChatGPT Prompt for Code Generation. *arXiv Preprint* (2023). <https://arxiv.org/abs/2305.08360>
 - [39] Jiachang Liu, Dinghan Shen, Yizhe Zhang, Bill Dolan, Lawrence Carin, and Weizhu Chen. 2022. What Makes Good In-Context Examples for GPT-3?. In *DeeLIO@ACL*, 100–114.
 - [40] Pengfei Liu, Weizhe Yuan, Jinlan Fu, Zhengbao Jiang, Hiroaki Hayashi, and Graham Neubig. 2023. Pre-train, Prompt, and Predict: A Systematic Survey of Prompting Methods in Natural Language Processing. *ACM Comput. Surv.* 55, 9 (2023), 195:1–195:35.
 - [41] Vivian Liu and Lydia B. Chilton. 2022. Design Guidelines for Prompt Engineering Text-to-Image Generative Models. In *CHI*, 384:1–384:23.
 - [42] Xiao Liu, Yanan Zheng, Zhengxiao Du, Ming Ding, Yujie Qian, Zhilin Yang, and Jie Tang. 2021. GPT Understands, Too. *arXiv Preprint* (2021). <https://arxiv.org/abs/2103.10385>
 - [43] Ziyang Luo, Can Xu, Pu Zhao, Qingfeng Sun, Xiubo Geng, Wenxiang Hu, Chongyang Tao, Jing Ma, Qingwei Lin, and Daxin Jiang. 2023. WizardCoder: Empowering Code Large Language Models with Evol-Instruct. *arXiv Preprint* (2023). <https://arxiv.org/abs/2306.08568>
 - [44] Paula Maddigan and Teo Susnjak. 2023. Chat2VIS: Generating Data Visualisations via Natural Language using ChatGPT, Codex and GPT-3 Large Language Models. *arXiv Preprint* (2023). <https://arxiv.org/abs/2302.02094>
 - [45] Tomáš Mikolov, Kai Chen, Greg Corrado, and Jeffrey Dean. 2013. Efficient Estimation of Word Representations in Vector Space. In *ICLR*. <https://arxiv.org/abs/1301.3781>
 - [46] Khine Yin Mon, Masanari Kondo, Eunjong Choi, and Osamu Mizuno. 2023. Commit-Based Class-Level Defect Prediction for Python Projects. *IEICE Trans. Inf. Syst.* 106, 2 (2023), 157–165.
 - [47] Van-Anh Nguyen, Dai Quoc Nguyen, Van Nguyen, Trung Le, Quan Hung Tran, and Dinh Phung. 2022. ReGVD: Revisiting Graph Neural Networks for Vulnerability Detection. In *ICSE-Companion*, 178–182.
 - [48] OpenAI. 2023. GPT-4 Technical Report. *arXiv Preprint* (2023). <https://arxiv.org/abs/2303.08774>
 - [49] OpenAI. 2023. gpt-best-practices. <https://platform.openai.com/docs/guides/gpt-best-practices>
 - [50] Yulei Pang, Xiaozhen Xue, and Akbar Siami Namin. 2015. Predicting Vulnerable Software Components through N-Gram Analysis and Statistical Feature Selection. In *ICMLA*, 543–548.
 - [51] Hao Peng, Lili Mou, Ge Li, Yuxuan Liu, Lu Zhang, and Zhi Jin. 2015. Building Program Vector Representations for Deep Learning. In *KSEM*, Vol. 9403, 547–553.
 - [52] Silviu Pitit, Michael R. Zhang, Andrew Wang, and Jimmy Ba. 2023. Boosted Prompt Ensembles for Large Language Models. *arXiv Preprint* (2023). <https://arxiv.org/abs/2304.05970>
 - [53] Guanghui Qin and Jason Eisner. 2021. Learning How to Ask: Querying LMs with Mixtures of Soft Prompts. In *NAACL-HLT*, 5203–5212.
 - [54] Rebecca L. Russell, Louis Y. Kim, Lei H. Hamilton, Tomo Lazovich, Jacob Harer, Onur Ozdemir, Paul M. Ellingwood, and Marc W. McConley. 2018. Automated Vulnerability Detection in Source Code Using Deep Representation Learning. In *ICMLA*, 757–762.
 - [55] Riccardo Scandariato, James Walden, Aram Hovsepian, and Wouter Joosen. 2014. Predicting Vulnerable Software Components via Text Mining. *IEEE Trans. Software Eng.* 40, 10 (2014), 993–1006.
 - [56] Carson D. Sestili, William S. Snively, and Nathan M. VanHoudnos. 2018. Towards security defect prediction with AI. *arXiv Preprint* (2018). <https://arxiv.org/abs/1808.09897>
 - [57] Lwin Khin Shar, Lionel C. Briand, and Hee Beng Kuan Tan. 2015. Web Application Vulnerability Prediction Using Hybrid Program Analysis and Machine Learning. *IEEE Trans. Dependable Secur. Comput.* 12, 6 (2015), 688–707.
 - [58] Lwin Khin Shar and Hee Beng Kuan Tan. 2013. Predicting SQL injection and cross site scripting vulnerabilities through mining input sanitization patterns. *Inf. Softw. Technol.* 55, 10 (2013), 1767–1780.
 - [59] Taylor Shin, Yasaman Razeghi, Robert L. Logan IV, Eric Wallace, and Sameer Singh. 2020. AutoPrompt: Eliciting Knowledge from Language Models with Automatically Generated Prompts. In *EMNLP* (1), 4222–4235.
 - [60] Dominik Sobania, Martin Briesch, Carol Hanna, and Justyna Petke. 2023. An Analysis of the Automatic Bug Fixing Performance of ChatGPT. *arXiv Preprint* (2023). <https://arxiv.org/abs/2301.08653>
 - [61] Aarohi Srivastava, Abhinav Rastogi, Abhishek Rao, Abu Awal Md Shueb, Abubakar Abid, Adam Fisch, Adam R. Brown, Adam Santoro, Aditya Gupta, Adrià Garriga-Alonso, Agnieszka Kluska, Aitor Lewkowycz, Akshat Agarwal, Althea Power, Alex Ray, Alex Warstadt, Alexander W. Kocurek, Ali Safaya, Ali Tazarv, Alice Xiang, Alicia Parrish, Allen Nie, Aman Hussain, Amanda Askell, Amanda Dsouza, Ameet Rahane, Anantharaman S. Iyer, Anders Andreassen, Andrea Santilli, Andreas Stuhlmüller, Andrew M. Dai, Andrew La, Andrew K. Lampinen, Andy Zou, Angela Jiang, Angelica Chen, Anh Vuong, Animesh Gupta, Anna Gottardi, Antonio Norelli, Anu Venkatesh, Arash Gholamidavoodi, Arfa Tabassum, Arul Menezes, Arun Kirubakaran, Asher Mullokkandov, Ashish Sabharwal, Austin Herrick, Avia Efrat, Aykut Erdem, Ayla Karakas, and et al. 2022. Beyond the Imitation Game: Quantifying and extrapolating the capabilities of language models. *arXiv Preprint* (2022). <https://arxiv.org/abs/2206.04615>
 - [62] Yulei Sui and Jingling Xue. 2016. SVF: interprocedural static value-flow analysis in LLVM. In *CC*, 265–266.
 - [63] Yi Tay, Mostafa Dehghani, Vinh Q. Tran, Xavier Garcia, Jason Wei, Xuezhi Wang, Hyung Won Chung, Dara Bahri, Tal Schuster, Huaixiu Steven Zheng, Denny Zhou, Neil Houlsby, and Donald Metzler. [n. d.]. UL2: Unifying Language Learning Paradigms. In *ICLR*. <https://openreview.net/pdf?id=6ruVLB727MC>
 - [64] Hugo Touvron, Thibaut Lavril, Gautier Izacard, Xavier Martinet, Marie-Anne Lachaux, Timothée Lacroix, Baptiste Rozière, Naman Goyal, Eric Hambro, Faisal Azhar, Aurélien Rodriguez, Armand Joulin, Edouard Grave, and Guillaume Lample. 2023. LLaMA: Open and Efficient Foundation Language Models. *arXiv Preprint* (2023). <https://arxiv.org/abs/2302.13971>
 - [65] Huanting Wang, Guixian Ye, Zhanyong Tang, Shin Hwei Tan, Songfang Huang, Dingyi Fang, Yansong Feng, Lizhong Bian, and Zheng Wang. 2021. Combining

- Graph-Based Learning With Automated Data Collection for Code Vulnerability Detection. *IEEE Trans. Inf. Forensics Secur.* 16 (2021), 1943–1958.
- [66] Song Wang, Devin Chollak, Dana Movshovitz-Attias, and Lin Tan. 2016. Bugram: bug detection with n-gram language models. In *ASE*. 708–719.
- [67] Song Wang, Taiyue Liu, and Lin Tan. 2016. Automatically learning semantic features for defect prediction. In *ICSE*. 297–308.
- [68] Jason Wei, Xuezhi Wang, Dale Schuurmans, Maarten Bosma, Brian Ichter, Fei Xia, Ed H. Chi, Quoc V. Le, and Denny Zhou. 2022. Chain-of-Thought Prompting Elicits Reasoning in Large Language Models. In *NeurIPS*, Vol. 35. 24824–24837.
- [69] Sheng Wen, Mohammad Sayad Haghighi, Chao Chen, Yang Xiang, Wanlei Zhou, and Weijia Jia. 2015. A Sword with Two Edges: Propagation Studies on Both Positive and Negative Information in Online Social Networks. *IEEE Trans. Computers* 64, 3 (2015), 640–653.
- [70] Jules White, Sam Hays, Quchen Fu, Jesse Spencer-Smith, and Douglas C. Schmidt. 2023. ChatGPT Prompt Patterns for Improving Code Quality, Refactoring, Requirements Elicitation, and Software Design. *arXiv Preprint* (2023). <https://arxiv.org/abs/2303.07839>
- [71] Aohan Zeng, Xiao Liu, Zhengxiao Du, Zihan Wang, Hanyu Lai, Ming Ding, Zhuoyi Yang, Yifan Xu, Wendi Zheng, Xiao Xia, Weng Lam Tam, Zixuan Ma, Yufei Xue, Jidong Zhai, Wenguang Chen, Zhiyuan Liu, Peng Zhang, Yuxiao Dong, and Jie Tang. 2023. GLM-130B: An Open Bilingual Pre-trained Model. In *ICLR*. <https://openreview.net/forum?id=-Aw0rrrPUF>
- [72] Jian Zhang, Xu Wang, Hongyu Zhang, Hailong Sun, Xudong Liu, Chunming Hu, and Yang Liu. 2023. Detecting Condition-Related Bugs with Control Flow Graph Neural Network. In *ISSTA*. 1370–1382.
- [73] Jun Zhang, Yang Xiang, Yu Wang, Wanlei Zhou, Yong Xiang, and Yong Guan. 2013. Network Traffic Classification Using Correlation Information. *IEEE Trans. Parallel Distributed Syst.* 24, 1 (2013), 104–117.
- [74] Susan Zhang, Stephen Roller, Naman Goyal, Mikel Artetxe, Moya Chen, Shuohui Chen, Christopher Dewan, Mona T. Diab, Xian Li, Xi Victoria Lin, Todor Mihaylov, Myle Ott, Sam Shleifer, Kurt Shuster, Daniel Simig, Punit Singh Koura, Anjali Sridhar, Tianlu Wang, and Luke Zettlemoyer. 2022. OPT: Open Pre-trained Transformer Language Models. *arXiv Preprint* (2022). <https://arxiv.org/abs/2205.01068>
- [75] Wayne Xin Zhao, Kun Zhou, Junyi Li, Tianyi Tang, Xiaolei Wang, Yupeng Hou, Yingqian Min, Beichen Zhang, Junjie Zhang, Zican Dong, Yifan Du, Chen Yang, Yushuo Chen, Zhipeng Chen, Jinhao Jiang, Ruiyang Ren, Yifan Li, Xinyu Tang, Zikang Liu, Peiyu Liu, Jian-Yun Nie, and Ji-Rong Wen. 2023. A Survey of Large Language Models. *arXiv Preprint* (2023). <https://arxiv.org/abs/2303.18223>
- [76] Zihao Zhao, Eric Wallace, Shi Feng, Dan Klein, and Sameer Singh. 2021. Calibrate Before Use: Improving Few-shot Performance of Language Models. In *ICML*, Vol. 139. 12697–12706.
- [77] Kaiyang Zhou, Jingkang Yang, Chen Change Loy, and Ziwei Liu. 2022. Learning to Prompt for Vision-Language Models. *Int. J. Comput. Vis.* 130, 9 (2022), 2337–2348.
- [78] Yaqin Zhou, Shangqing Liu, Jing Kai Siow, Xiaoning Du, and Yang Liu. 2019. Devign: Effective Vulnerability Identification by Learning Comprehensive Program Semantics via Graph Neural Networks. In *NeurIPS*. 10197–10207.
- [79] Deqing Zou, Sujuan Wang, Shouhuai Xu, Zhen Li, and Hai Jin. 2021. VulDeePecker: A Deep Learning-Based System for Multiclass Vulnerability Detection. *IEEE Trans. Dependable Secur. Comput.* 18, 5 (2021), 2224–2236.