

Evolution of ESG-focused DLT Research: An NLP Analysis of the Literature

Walter Hernandez Cruz^{a,b,c,*}, Kamil Tyllinski^{a,b,c}, Alastair Moore^a, Niall Roche^a, Nikhil Vadgama^{a,b,c}, Horst Treiblmaier^{a,d}, Jiangbo Shangguan^{a,e}, Paolo Tasca^{b,c}, Jiahua Xu^{a,b,c}

^aCentre for Blockchain Technologies, University College London,

^bUK Centre for Blockchain Technologies,

^cExponential Science,

^dModul University Vienna,

^eHSBC Business School, Peking University,

Abstract

Distributed Ledger Technology (DLT) faces increasing environmental scrutiny, particularly concerning the energy consumption of the Proof of Work (PoW) consensus mechanism and broader Environmental, Social, and Governance (ESG) issues. However, existing systematic literature reviews of DLT rely on limited analyses of citations, abstracts, and keywords, failing to fully capture the field's complexity and ESG concerns. We address these challenges by analyzing the full text of 24,539 publications using Natural Language Processing (NLP) with our manually labeled Named Entity Recognition (NER) dataset of 39,427 entities for DLT. This methodology identified 505 key publications at the DLT/ESG intersection, enabling comprehensive domain analysis.

Our combined NLP and temporal graph analysis reveals critical trends in DLT evolution and ESG impacts, including cryptography and peer-to-peer networks research's foundational influence, Bitcoin's persistent impact on research and environmental concerns (a "Lindy effect"), Ethereum's catalytic role on Proof of Stake (PoS) and smart contract adoption, and the industry's progressive shift toward energy-efficient consensus mechanisms.

Our contributions include the first DLT-specific NER dataset addressing the scarcity of high-quality labeled NLP data in blockchain research, a methodology integrating NLP and temporal graph analysis for large-scale interdisciplinary literature reviews, and the first NLP-driven literature review focusing on DLT's ESG aspects.

Keywords: Distributed Ledger Technology, ESG, Natural Language Processing, Systematic Literature Review, Named Entity Recognition, Temporal Graph Analysis

*Corresponding author

Email addresses: `walter.hernandez.18@ucl.ac.uk` (Walter Hernandez Cruz^a), `kamil.tyllinski.16@ucl.ac.uk` (Kamil Tyllinski^a), `a.p.moore@ucl.ac.uk` (Alastair Moore^a), `n.roche@ucl.ac.uk` (Niall Roche^a), `nikhil.vadgama@ucl.ac.uk` (Nikhil Vadgama^a), `horst.treiblmaier@modul.ac.at` (Horst Treiblmaier^a), `jiangbo.shangguan@pku.org.uk` (Jiangbo Shangguan^a), `p.tasca@exp.science` (Paolo Tasca^b), `jiahua.xu@ucl.ac.uk` (Jiahua Xu^a)

1. Introduction

Emerging technologies are facing increased scrutiny regarding their energy consumption and broader ecological impacts, including the use of vital resources such as water, precious metals, and synthetic compounds (Platt et al., 2021; Simone et al., 2022; Sun et al., 2024). This growing environmental awareness necessitates evaluating technological advancements through their ecological footprint, with DLT being no exception. While DLT offers promising features like record immutability and decentralization, it also presents challenges, particularly the high energy consumption of specific consensus algorithms. For instance, Bitcoin’s PoW (Nakamoto, 2008), designed to prevent Sybil attacks, in which malicious actors pretend to be multiple users, has significant energy requirements (Ibañez & Freier, 2023).

The rapid evolution and interest in DLT have led to a growing number of publications and intensified scrutiny of its ecological footprint. Yet, persistent misconceptions about its energy consumption patterns have complicated objective assessment. Additionally, the complexity of DLT extends well beyond environmental considerations. DLT spans breakthroughs in security, cryptography, network design, and diverse applications, leading to a rapidly expanding body of research. Therefore, traditional systematic literature review methodologies and manual literature analysis techniques that primarily rely on citation metrics, abstract analyses, and database term searches demonstrate increasing insufficiency in capturing the multidimensional nature and full scope of the rapidly evolving DLT domain.

We address this complexity by turning to NLP, a subfield of Artificial Intelligence (AI) and linguistics. NLP offers powerful tools to examine the growing body of DLT literature, from academic articles to industry whitepapers. Among its various applications, we focus on NER to identify specific DLT technologies (e.g., PoW and PoS) and their ESG implications (e.g., “energy consumption” and “computational power”) within our dataset. This approach allows us to understand the shifts in research across different DLT technologies and their environmental impacts.

Building on precedents from the biomedical field, where ontologies or hierarchical taxonomies are used to create NER datasets for NLP-driven literature mining and review (Alsheikh et al., 2022; Chang et al., 2016; Huang et al., 2020; McEntire et al., 2016; Nabi et al., 2022; Spasic et al., 2005), we have successfully transferred these methods to the DLT domain. Unlike previous systematic literature reviews that rely on citation measures, abstract analyses, keywords, or database term searches, our approach examines the entire body of each publication. This allows us to capture all relevant entities under top-level categories representing the whole DLT field, removing the need for exhaustive database term searches to generate a dataset representing the DLT field and enabling us to work at scale. By mapping each publication’s tokens to the hierarchical DLT taxonomy from Tasca and Tessone (2017), which we extended to include ESG considerations and other categories, we detected thematic shifts in both academic research and industry publications (e.g., whitepapers). As a result, we compiled a more inclusive dataset that reflects the DLT field’s overall evolution while preserving the methodological rigor demonstrated in biomedical literature studies.

Our research makes the following contributions:

- Creating a manually labeled NER dataset of 39,427 named entities for twelve top-level DLT’s taxonomy categories. To the best of our knowledge, this is the first NER dataset explicitly designed for DLT. Our dataset aims to address the NLP data scarcity issue in blockchain research. By making it openly available, we help overcome common limita-

tions like high labeling costs and complex access to high-quality labeled NLP data in the DLT field.¹

- Presenting a methodological framework for executing an NLP-driven systematic literature review at the intersection of domains, in this case, DLT and ESG research. Our methodology combines approaches from different publications and fields for domain-specific literature text mining and systematic literature reviews.
- Conducting the first NLP-driven systematic literature review for the DLT field that places a special emphasis on ESG aspects, deriving empirical insights into the evolution of the literature.

Our work, particularly our NER dataset, can potentially support future NLP data-driven studies in the DLT field. Additionally, it represents a foundation for future research to improve automated systematic literature review processes at scale, capable of capturing the intrinsic dependencies and evolution of concepts related to the intersection of fields.

2. Related work

Systematic Reviews in DLT. Previous literature reviews have extensively explored blockchain applications in various sectors (Casino et al., 2019; Zheng et al., 2018). These reviews, however, differ in scope and depth compared to our systematic review, particularly in terms of the number of analyzed articles. Previous studies have mainly focused on blockchain’s role in decentralization and privacy and analyzed trends of centralization in decentralized systems such as Bitcoin and Ethereum (Sai et al., 2021). Spychiger et al. (2021) deconstructed 107 blockchain technologies using a specific taxonomy, emphasizing consensus mechanisms and cryptographic primitives. Our work, in contrast, provides a broader perspective on the evolution of DLT, including its ESG implications, and uses a bigger corpus.

ESG Implications. Bilal et al. (2014), Jiang et al. (2022), Mengelkamp et al. (2018), Poberezhna (2018), Richardson and Xu (2020), Schulz and Feist (2021), and Wu et al. (2022) have explored blockchain’s potential in energy management, environmental sustainability, carbon trading, and transparent reporting. Our study extends these approaches by examining the intersection of ESG and DLT through a literature analysis.

NLP Applications. Studies have demonstrated NLP’s effectiveness in automated ESG scoring (Alik Sokolov et al., 2021) and opinion summarization (Dubey et al., 2023). Outside DLT, systematic reviews using NLP-driven methodologies, particularly in medical genomics (Alsheikh et al., 2022), have employed database term searches and abstract-based filtering, contrasting with our approach that uses a taxonomy, labeled NER dataset, and language model to compile and filter a more inclusive corpus representing the DLT field and from which we derive insights.

2.1. Literature reviews of DLT application in industry sectors

Supply Chain Applications. Blockchain applications in supply chain management have been extensively studied (Casella et al., 2023; Ibañez et al., 2025; Wannenwetsch et al., 2023), focusing on traceability, transparency, and process automation. These reviews highlight blockchain’s role in enhancing supply chain visibility and reducing intermediary dependencies.

¹The dataset is available at: <https://huggingface.co/datasets/ExponentialScience/ESG-DLT-NER>

Internet of Things (IoT) Integration. Research examining blockchain-IoT integration (Alladi et al., 2019; H. N. Dai et al., 2019; Lo et al., 2019; Sallam et al., 2021) has emphasized security enhancement, data integrity, and decentralized device management. Studies have particularly focused on scalability challenges (Liu et al., 2025) and consensus mechanisms suitable for resource-constrained IoT devices.

Healthcare Systems. Literature reviews in healthcare applications (Ghosh & Das, 2020; Hussien et al., 2019; Khatoon, 2020) have explored blockchain’s potential for secure health records management, clinical trial data integrity, and pharmaceutical supply chain tracking.

Financial Sector. Blockchain-based shared ledgers have long been studied for their potential to impact accounting, auditing, and finance. In particular, the evolution of Decentralized Finance (DeFi) has generated systematic reviews (Y. Chen & Bellavitis, 2020; Cousaert et al., 2022; Gramlich et al., 2023; Shah et al., 2023) examining blockchain’s potential to reduce financial intermediation. This potential is exemplified through lending protocols (Xu & Vadgama, 2022), stablecoins (Ante et al., 2023), and Decentralized Exchanges (DEXs) (Xu et al., 2023), which operate via smart contracts (Adams et al., 2021) or at the protocol level of a blockchain (Hernandez Cruz et al., 2025; Peduzzi et al., 2021). In particular, stablecoins (Ante et al., 2023) serve as the critical infrastructure bridging Traditional Finance (TradFi) and DeFi, though this interconnection can propagate market shocks between both (Hernandez Cruz et al., 2024).

3. Methodology

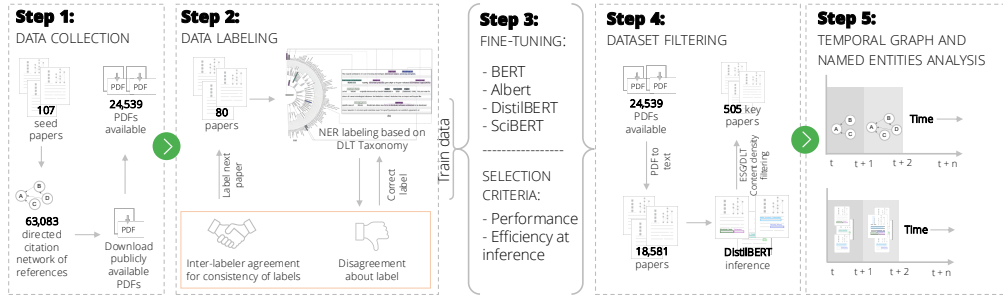


Figure 1: Methodology for the systematic literature review of ESG/DLT publications evolution using NER for content filtering, for which temporal graph and named entities (representing specific DLT technologies, e.g., PoW and PoS) analysis is carried.

Dataset construction and analysis approach. Ontologies, specifically hierarchical taxonomies, are pivotal in developing NER datasets for text mining (Alsheikh et al., 2022; Chang et al., 2016; Huang et al., 2020; Mcentire et al., 2016; Nabi et al., 2022; Spasic et al., 2005). For example, the GENIA corpus (Kim et al., 2003), a NER dataset from 2,000 biological abstracts, employs the GENIA ontology’s hierarchical tree structure of 47 biological entities, including top-level categories such as biological source and substance to facilitate text mining in biomedical literature. Similarly, the Human Phenotype Ontology is used to create and expand NER datasets in biomedicine (Huang et al., 2020; Lobo et al., 2017). Alsheikh et al. (2022), Chang et al.

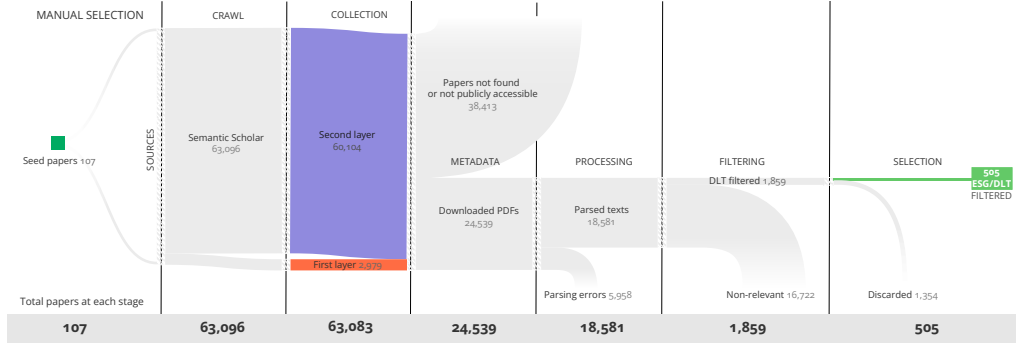


Figure 2: Processing pipeline for collecting and filtering papers in the review. The total number of papers present at each stage of processing is shown. See Table 1 for the description of the labels in the corpus.

(2016), and McEntire et al. (2016) further demonstrate the use of ontology-based NER datasets for domain-specific literature text mining.

Learning from these biomedical field precedents, our methodology (Fig. 1) for NLP-based text mining and filtering (Fig. 2) in the DLT field employs a hierarchical taxonomy (Tasca & Tessone, 2017) to manually annotate a NER dataset of 80 full-text papers: 46 systematically reviewed publications of DLT’s sustainability (Eigelshoven et al., 2020) and 34 manually selected for their relevance to the ESG/DLT theme.

Two-tier analysis strategy. Our analysis followed a two-tier approach to maximize the use of available data:

1. *Broad analysis using metadata:* Keyword extraction (Rose et al., 2021) and topic modeling (Asmussen & Møller, 2019) provide a broad view of the main themes for a literature review. We analyzed the complete corpus of over 60,000 papers using their metadata (e.g., titles and keywords), regardless of full-text availability. This approach allows us to construct a comprehensive keywords graph that captures the broad evolution of the DLT field. While many papers (38,413) were behind paywalls or otherwise not easily accessible, their metadata still contributes to our understanding of the field’s development.

2. *Deep analysis using full text.* We conducted a more detailed analysis of the subset of 24,539 papers where full text was available through open-access journals, conferences, or public repositories. We narrowed the number of publications for our analysis by fine-tuning a transformer-based language model for a NER task for ESG/DLT content density corpus filtering. This method allows us to categorize technologies in DLT, such as different Consensus mechanisms (e.g., Proof of Work, Proof of Stake) and their ESG implications, like “energy consumption” and “computational power”, that would not usually emerge as single topics or keywords for a literature review. This deeper analysis reveals nuanced connections that may not arise from metadata alone.

Temporal graph and named entities analysis. The final stage involves a temporal graph and named entities analysis to track the evolution of DLT technologies and their ESG implications over time. This combines insights from the broad metadata analysis and the detailed full-text examination, providing a comprehensive view of the field’s development.

3.1. Data collection

We constructed a directed citation network using a two-level expansion method: beginning with seed papers, collecting their references, and then gathering the references of those references. This two-level restriction helps maintain a thematic focus on ESG/DLT. The resulting network comprises 63,083 publications. Through Semantic Scholar’s metadata for each publication (see Fig. 1), we retrieved 24,539 full-text PDFs that are openly accessible through open-access journals, institutional repositories, preprint servers (e.g., arxiv), or publisher websites (see Fig. 1 and Fig. 2).

The key benefit of using seed papers to build a citation network for a systematic literature review is the ease of expanding and updating the literature review by selecting seminal publications from the academic literature. The seed papers for our directed citation network were selected from two sources:

1. 89 papers from (Eigelshoven et al., 2020), reviewing sustainability in popular DLT consensus algorithms.
2. 17 publications (2018-2022) with at least three citations each, chosen to update the corpus with more current research relevant to the ESG/DLT intersection (Alofi et al., 2022; Ante & Fiedler, 2021; Bada et al., 2021; Cole & Cheng, 2018; Denisova et al., 2019; Eshani et al., 2021; Fernando & Saravannan, 2021; Ghosh & Das, 2020; Kohli et al., 2022; Lucey et al., 2021; Masood & Faridi, 2018; Platt et al., 2021; Powell et al., 2021; Sapkota & Grobys, 2020; Schinckus et al., 2020; Sedlmeir et al., 2020, 2021).

3.2. NER task for literature mining

We considered using Large Language Models (LLMs) for our NER task. An unsupervised approach like zero-shot NER with LLMs would have been more cost-effective in not requiring manually labeled data. However, at the time of this writing, domain-specific NER tasks often perform better with supervised learning models than with current LLMs (Hu et al., 2024; Li et al., 2023). This performance difference arises from fundamental architectural distinctions: Bidirectional Encoder Representations from Transformers (BERT)-based models generally outperform decoder-only LLMs, such as OpenAI’s ChatGPT and Google Deepmind’s Gemini, on token-level tasks like NER, due to their bidirectional encoder architecture (Devlin et al., 2019). Specifically, BERT processes text by simultaneously considering both left and right context (Devlin et al., 2019), enabling it to capture fine-grained contextual information around each token. This is a crucial capability for NER, where entity recognition often depends on the complete contextual surrounding of a word.

In contrast, decoder-only architectures, like Generative Pre-trained Transformer (GPT), process text unidirectionally (left to right) (Radford & Narasimhan, 2018; Radford et al., 2019), limiting their ability to capture the complete contextual information necessary for accurate entity recognition. While decoder-only architectures excel at open-ended question answering, they struggle to match BERT-based models’ NER performance (Hu et al., 2024; Li et al., 2023), which currently represents the state of the art for NER tasks². Therefore, we adopted a supervised learning approach, fine-tuning and benchmarking several BERT-base models, selecting the final model based on its performance and efficiency at inference. This approach provides more

²<https://paperswithcode.com/task/named-entity-recognition-ner>

granularity for literature mining an entire publication body without the hallucination issues of LLMs (i.e., creation of irrelevant or inconsistent content). However, the trade-off is the requirement for the costly manual labeling of the NER dataset.

3.2.1. Labeling

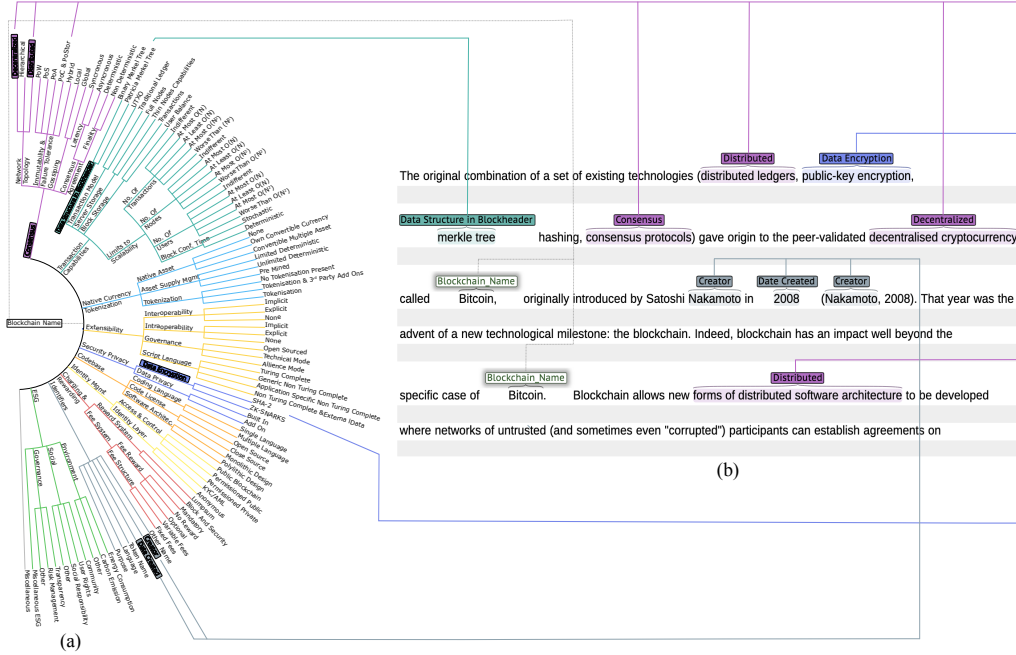


Figure 3: (a) The taxonomy of Tasca and Tessone (2017) extended with **Blockchain Name**, **ESG**, and **Miscellaneous** (see §3.2.1) for the purpose of this research. (b) Example of parsed text with the taxonomy label associated with a span of text labeled. The labels used in the paragraph are highlighted in the taxonomy tree.

We manually annotated 80 publicly available publications using the brat tool (Stenetorp et al., 2012) and argilla³, following the extended taxonomy framework of Tasca and Tessone (2017) (Fig. 3). This taxonomy provides a hierarchical structure of DLT technology components, with each principal component (e.g., Consensus) divided into sub-components (e.g., Gossiping) and further into sub-sub-components if needed (e.g., Local). We introduced categories like **Blockchain Name** to identify specific blockchains. We expanded the initial definition of **Security Privacy** to label security threats (e.g., Sybil attack and 51% attack). Also, we added the **Miscellaneous** category for ambiguous contexts (see Fig. 3 and Table 1), following the example of the CoNLL-2003 dataset for a similar category (Tjong et al., 2003). We further extended Tasca and Tessone (2017)’s taxonomy to identify sustainability-related concepts referred to in the ESG criterion (see Fig. 3).

3.2.2. Text analysis/language processing

We pruned the label hierarchy within the taxonomy for class balance, where specific labels such as PoW are replaced by broader categories such as Consensus to maintain focus on primary

³<https://github.com/argilla-io/argilla>

Table 1: List of groups of entity types based on the extended taxonomy from Tasca and Tessone (2017) (see Fig. 3).

Group entities	Description
Blockchain Name	The name of a blockchain system (e.g., Bitcoin, Ethereum, XRP Ledger), but also including other types of DLTs, such as Hedera, IOTA, and Nano.
Consensus	Rules and mechanisms to ensure the immutability of transaction records (e.g., PoW, PoS, Blockchain, Hashgraph, Gossiping, Decentralized, Centralized, Distributed, Hierarchical, Latency, and Finality).
Transaction Capabilities	Information related to the details of transactions, such as Data Structure in the Block-header, Transaction Model, Server Storage, Block Storage, and Limits to Scalability.
Native Currency	Asset classes to pay for transactions within a blockchain system (e.g., BTC, ETH, XRP, HBAR).
Tokenization	Capabilities of Interoperability, Intraoperability, Governance (e.g., Decentralized Autonomous Organization (DAO), Alliance Mode, Open-source community mode), and Script Language of a blockchain ecosystem (e.g., Turing complete, non-Turing complete).
Extensibility	
Security Privacy	Cryptographic methods to ensure data privacy, encryption, and security in a blockchain ecosystem (e.g., private key, public key, hashing, Sybil attack, 51% attack).
Codebase	Coding Language (e.g., Solidity, Vyper, Rust, JavaScript), Code License (e.g., GNU General Public License (GPL), MIT License, Apache License), and Software Architecture of a blockchain ecosystem (e.g., Monolithic, Polythitic).
Identity Management	Attributes to identify participants and their system access level.
Charging & Rewarding System	Cost and reward models for the operation and maintenance of blockchain systems (e.g., transaction fees, mining rewards, fee rewards, fee system, fee structure).
Identifiers	Information related to the token names (e.g., USDC, USDT), creators (e.g., Satoshi Nakamoto, Ripple, Leemon Baird, Circle, Coinbase), and purpose (e.g., stablecoins, utility token, security token).
ESG	Entities relevant to ESG issues regarding Blockchain (e.g., energy consumption, computing power).
Miscellaneous	Miscellaneous entities that are ambiguous in a given context and are relevant for the DLT topic but are not captured by any of the above categories.

taxonomy components (Fig. 3). To improve the NER model performance, which is sensitive to label consistency (Jeong & Kang, 2023; Zeng et al., 2021), we employed a systematic process for enhancing inter-labeler consistency. This process involved correcting inconsistent labeling of entities. For example, “Sybil attack” was sometimes labeled as `Consensus` and, at other times, as `Security Privacy`. We resolved this inconsistency following each labeler’s approval and using programmatic cleaning to ensure consistency for non-context-dependent labels. For “Sybil attack” specifically, we decided to label it as `Security Privacy`.

We applied text resampling for overlapping named entities that could fit into multiple categories, such as belonging to `Blockchain Name` and `Native Currency Tokenization`. This process involves duplicating text and assigning distinct entities to each copy, enhancing the capture of rare entities. This resampling strategy is beneficial, especially for datasets of modest size (Wang & Wang, 2022), improving model performance by accommodating diverse entity categories. Additionally, the duplication of training data enhances a language model’s ability to learn from limited examples (Charton & Kempe, 2024; Muennighoff et al., 2023).

3.2.3. Dataset filtering

We applied a percentile-based filtering process to the corpus of publications based on the ESG and DLT classified named entities within the corpus. This method selects publications with substantial DLT and ESG content, using a threshold percentile to exclude marginally relevant papers. Seed papers were included to maintain foundational references. The filtering is represented as:

$$F = \{P_i : N(P_i) \geq \text{perc}_{10}(N(P))\} \cap \{P_i : D_{DLT}(P_i) \geq \text{perc}_{90}\} \cap \{P_i : D_{ESG}(P_i) \geq \text{perc}_{70}\} \cup S \quad (1)$$

where F is the final set of papers, P_i is an individual paper, $N(P_i)$ represents the total token count for paper i (with a minimum threshold at the 10th percentile to exclude potentially corrupted or incomplete documents), $D_{DLT}(P_i)$ and $D_{ESG}(P_i)$ are the DLT and ESG content densities respectively, and S is the set of seed papers. We define the percentile cut-offs for the DLT and ESG content densities by manually reviewing the ratio of NER labeled tokens to all tokens in the dataset.

Our processing, filtering, and selection methodology involved (see Fig. 2):

1. Processing: Excluding papers below the 10th percentile ($N(P_i) \geq \text{perc}_{10}(N(P))$) in the total token count as a quality control mechanism, eliminating documents that may have been improperly processed during PDF-to-text conversion or are too brief to contain meaningful analysis (e.g., below 100 tokens). We named these discarded papers as “parsing errors” in Fig. 2.
2. DLT content filter ($D_{DLT}(P_i) \geq \text{perc}_{90}$): Computing DLT content density and retaining papers above the 90th percentile, ensuring a strong focus on DLT topics.
3. Filtering for at least the 70th percentile in ESG content density to confirm relevance to ESG ($D_{ESG}(P_i) \geq \text{perc}_{70}$).

Finally, we manually reviewed the selected filtered publications to validate the accuracy of their ESG/DLT content density and relevance.

3.3. Network graphs and entities evolution

Keywords network. We constructed a graph $G_{keywords}(V_{keywords}, E_{keywords})$ based on the full corpus of over 60,000 metadata records, with vertices $V_{keywords}$ as individual keywords and edges $E_{keywords}$ representing keywords co-occurrence within the same paper. We analyzed degree centrality with one-year rolling windows to observe the evolution and significance of specific keywords over time, providing insights into how research from these keywords representing topics was foundational for the DLT field and facilitated the emergence of innovations.

ESG/DLT network. We analyzed the ESG/DLT content density filtered citation network as $G(V, E)$, with papers as vertices V and citations as edges E . We performed temporal graph analysis using one-year time windows W_1, W_2, \dots, W_n , following the rolling window approach from Hoadley et al. (2021), Steer et al. (2024), and Steer et al. (2020). For each window W_i , we created a subgraph $G_i(V_i, E_i)$ and analyzed nodes, edges, average degree, and authority scores (using the HITS algorithm (Kleinberg, 2011)) to determine temporal shifts and how publications rely on pivotal or existing work.

Entity analysis. We tracked the evolution of named entities in the ESG/DLT content density filtered citation network, consolidating variations of similar entities (e.g., unifying all forms of “Proof of Work” under “PoW”) using lemmatization and programmatic grouping to accurately capture changes in entity prevalence.

4. Evaluation

4.1. Taxonomy labeling result

Our NER dataset organizes 39,427 named entities⁴ from 80 manually labeled publications into a tree structure with 136 labels under 12 top-level categories (Fig. 3a and Table 2). This structure facilitated a targeted analysis in our study. Table 3 provides examples from the dataset.

Table 2: Labeled named entities for each category in the dataset.

Entity Category	Number of Entities
Blockchain Name	4,030
Consensus	14,530
Transaction Capabilities	5,120
Native Currency Tokenization	1,382
Extensibility	1,130
Security Privacy	5,892
Codebase	1,251
Identity Management	1,032
Charging & Rewarding System	794
Identifiers	1,058
ESG	2,068
Miscellaneous	1,140

Table 3: Training examples showing text spans with their labels (“Output”) and corresponding IOB2 format (Tjong et al., 1999), where “B-” marks the beginning of an entity, “I-” its continuation, and “O” denotes non-entity tokens, used for fine-tuning BERT-based models for our NER task.

<p>Text: <i>In this paper, the PoW consensus algorithm used in blockchains are analyzed in terms of difficulty, hash count, and probability of successful mining.</i></p> <p>Output: <i>In this paper, the (Consensus) consensus algorithm used in (Identifiers) is analyzed in terms of (Consensus), (Transaction Capabilities), and (Transaction Capabilities).</i></p> <p>IOB2: <i>O O O O (B-Consensus) O O O O (B-Identifiers) O O O O O (B-Consensus) O (B-Transaction_Capabilities) O (B-Transaction_Capabilities)</i></p>
<p>Text: <i>Given the fundamental challenges in uniting Bitcoin mining with renewable energy, along with the fact that energy use is not the only way in which Bitcoin impacts the environment</i></p> <p>Output: <i>Given the fundamental challenges in uniting (Consensus) with (ESG), along with the fact that (ESG) is not the only way in which (Blockchain Name) (ESG)</i></p> <p>IOB2: <i>O O O O O (B-Consensus) O (B-ESG I-ESG) O O O O O (B-ESG) O O O O O O (B-Blockchain_Name) (B-ESG)</i></p>
<p>Text: <i>the Hedera Treasury will “proxy-stake” over two-thirds of the total number of hbars to nodes hosted by Council Members.</i></p> <p>Output: <i>the (Extensibility) will “(Consensus)” over (Consensus) of the total number of (Native Currency Tokenization) to nodes hosted by (Extensibility).</i></p> <p>IOB2: <i>O (B-Extensibility I-Extensibility) O (B-Consensus I-Consensus) O (B-Consensus) O O O O O (B-Native_Currency_Tokenization) O O O O (B-Extensibility I-Extensibility)</i></p>
<p>Text: <i>Using a variant of Shor’s algorithm [162], a quantum computer can easily forge an elliptic curve signature that underpins the security of each transaction in blockchain and so breaking of ECC will affect blockchain in terms of broken keys, hence, digital signatures.</i></p> <p>Output: <i>Using a variant of (Security Privacy) [162], a (Miscellaneous) can easily forge an (Security Privacy) that underpins the security of each transaction in (Consensus) and so breaking of (Security Privacy) will affect (Consensus) in terms of (Security Privacy), hence, (Security Privacy).</i></p> <p>IOB2: <i>O O O O (B-Security_Privacy I-Security_Privacy) O O (B-Miscellaneous I-Miscellaneous) O O O O (B-Security_Privacy I-Security_Privacy) O O O O O O O (B-Consensus) O O O O (B-Security_Privacy) O O (B-Consensus) O O O (B-Security_Privacy) O (B-Security_Privacy)</i></p>

4.2. NER task result

We fine-tuned four pre-trained transformer models: the BERT base model (cased)⁵, which uses a bidirectional encoder architecture (Devlin et al., 2019) (see §3.2 for more details); ALBERT base model v2⁶, a lighter version of BERT with a cross-layer parameter sharing technique (Lan et al., 2019); DistilBERT base model (cased)⁷, a distilled version of BERT (Sanh et al., 2019); and SciBERT base model (cased)⁸, a BERT-based model pre-trained on a corpus of scientific publications (Beltagy et al., 2019). To ensure robust evaluation and prevent data leakage, we employed 5-fold cross-validation based on publication titles, ensuring that data from any single publication appeared exclusively in the training or test set for each fold. The training process consisted of 200 total epochs, distributed as 40 epochs per fold, with a learning rate of 5×10^{-5} , a training batch size of 32, and a validation batch size of 64. The maximum sequence length was 512 tokens.

⁴An entity is counted from its beginning (“B-”) to its end (“I-”) using the IOB2 format (Tjong et al., 1999). See Table 3 for some examples.

⁵<https://huggingface.co/bert-base-cased>

⁶<https://huggingface.co/albert-base-v2>

⁷<https://huggingface.co/distilbert-base-cased>

⁸https://huggingface.co/allenai/scibert_scivocab_cased

Table 4: Detailed performance results (using sequeval (Massias et al., 1999; Nakayama, 2018)) after 5-fold cross-validation fine-tuning for BERT, Albert, DistilBERT, and SciBERT with the ESG/DLT NER dataset, with relaxed and strict (exact) matched entities-level metrics.

Model & Fold		Relaxed Entity-Level Metrics				Strict Entity-Level Metrics			
Model	Fold	Precision	Recall	F1	Accuracy	Precision	Recall	F1	Accuracy
BERT	1	0.23	0.41	0.30	0.94	0.27	0.40	0.33	0.94
	2	0.63	0.63	0.63	0.97	0.74	0.62	0.67	0.97
	3	0.45	0.48	0.47	0.96	0.59	0.46	0.52	0.96
	4	0.54	0.50	0.52	0.96	0.60	0.49	0.54	0.96
	5	0.64	0.79	0.70	0.97	0.70	0.78	0.74	0.97
	Mean	0.50	0.56	0.52	0.96	0.58	0.55	0.56	0.96
Albert	1	0.30	0.31	0.30	0.94	0.34	0.31	0.32	0.95
	2	0.49	0.50	0.50	0.96	0.57	0.49	0.53	0.96
	3	0.40	0.43	0.41	0.96	0.50	0.42	0.46	0.96
	4	0.76	0.80	0.78	0.98	0.81	0.79	0.80	0.98
	5	0.80	0.83	0.81	0.98	0.85	0.83	0.84	0.98
	Mean	0.55	0.57	0.56	0.97	0.61	0.57	0.59	0.97
DistilBERT	1	0.26	0.38	0.31	0.93	0.31	0.37	0.34	0.93
	2	0.57	0.62	0.59	0.97	0.65	0.62	0.63	0.97
	3	0.52	0.66	0.58	0.96	0.65	0.65	0.65	0.96
	4	0.83	0.89	0.86	0.99	0.89	0.89	0.89	0.99
	5	0.62	0.80	0.70	0.97	0.72	0.80	0.76	0.97
	Mean	0.56	0.67	0.61	0.97	0.64	0.67	0.65	0.97
SciBERT	1	0.29	0.42	0.34	0.95	0.31	0.41	0.36	0.95
	2	0.63	0.66	0.65	0.98	0.71	0.66	0.68	0.98
	3	0.50	0.63	0.55	0.96	0.62	0.62	0.62	0.96
	4	0.76	0.86	0.80	0.98	0.84	0.86	0.85	0.98
	5	0.82	0.90	0.86	0.99	0.88	0.90	0.89	0.99
	Mean	0.60	0.69	0.64	0.97	0.67	0.69	0.68	0.97

The performance evaluation (Table 4) revealed that SciBERT (Beltagy et al., 2019) achieved the highest F1 score for our domain-specific NER task in DLT. This aligns with expectations, given SciBERT’s pre-training on a large multi-domain corpus of scientific literature, which improves its performance in downstream scientific NLP tasks (Beltagy et al., 2019) like ours. Despite SciBERT’s results, we ultimately chose DistilBERT, the second-best-performing model (Table 4), for processing our large dataset of 24,539 publications. DistilBERT offers a reasonable balance of effectiveness and efficiency, operating 60% faster than BERT, and likewise SciBERT, during inference while retaining 97% of BERT’s performance (Sanh et al., 2019). This speed and F1 score combination made DistilBERT the most suitable choice for our large-scale analysis of DLT literature.

5. Discussion

5.1. Transferability and adaptability of the methodology

5.1.1. Methodology framework transferability

Our methodology shows versatility in analyzing emerging technologies and their interdisciplinary implications. While we applied it to DLT⁹ and ESG, the framework’s structure makes it adaptable to various technological domains and their intersections, such as AI in healthcare or renewable energy applications in urban development, to name a few.

Methodological framework. The methodology comprises five phases (Fig. 1). Initially, we established a comprehensive corpus through data collection by selecting seed papers that represent seminal publications at domain intersections of interest via citation analysis and expert consultation, then systematically expanding this by traversal up to two levels of the seed paper’s references (§3.1). The second phase focused on data labeling by first developing taxonomies that capture the domain intersections terminology, which serves as a guideline for labeling a NER dataset (§3.2.1 and §3.2.2). This labeled dataset then supported the third phase in which it is used to fine-tune BERT-based models for a NER task (§3.2), benchmarking and selecting the best-performing model (§4.2). The fourth phase applied the selected fine-tuned model to filter the corpus based on the named entities identified (§3.2.3). Finally, we conducted a manual literature review and temporal graph analysis to derive insights that track the evolution of concepts, technologies, and their interconnections.

Framework application example. To demonstrate the framework’s transferability, consider its application to AI in healthcare research. The process would begin by identifying influential papers at the AI-healthcare intersection, followed by traversal of the references from these papers to build a comprehensive corpus. A specialized taxonomy would integrate medical terminology with AI concepts, enabling dataset labeling for model fine-tuning. This fine-tuned model with the labeled dataset would then facilitate the identification of specific medical AI technologies and their clinical applications. Finally, a manual literature review using temporal graph analysis, named entities, and citation network analysis would reveal the evolution of medical AI research and its healthcare impact.

5.1.2. Methodological advantages over other approaches

Our methodology (§3) of using NER for field-specific literature filtering is similar to recent LLM developments, such as Google DeepMind Gemini’s demonstration of a systematic literature review. In Gemini’s approach, terms like “Chip” and “CRISPR-Cas9” are searched in publication titles and abstracts to filter results¹⁰. This parallel highlights the significance of our work. However, Gemini faces limitations like potential hallucinations that could undermine it for NER tasks and filtering of publications. Although supervised learning approaches outperform current LLMs for NER tasks (Hu et al., 2024; Li et al., 2023), Gemini shows the potential of LLMs in few-shot learning for NER tasks.

In contrast to current LLM approaches, our methodology (§3) uses a domain-specific labeled NER dataset and a fine-tuned pre-trained language model to analyze full-text publications. This

⁹§6 explains DLT and some its key terms in more detail

¹⁰See https://youtu.be/sPiOP_CB54A?feature=shared&t=64 for the prompt used in the demonstration

supervised learning approach provides a more structured and verifiable framework for literature analysis, making it particularly valuable for systematically examining emerging technical fields and their intersections with other domains. The methodology’s emphasis on supervised learning and domain-specific training ensures greater accuracy and reliability (see §3.2 for more details) in literature review tasks while maintaining adaptability to various fields of study.

5.2. Findings

5.2.1. Keywords network

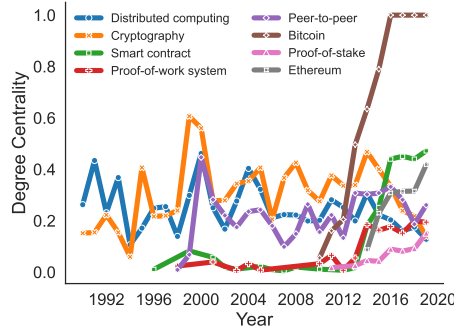


Figure 4: Evolution of research topics in the keywords graph from the full corpus of 63,096 publications.

The keywords graph comprises 25,048 topics as nodes with 3,042,397 edges and 4,847,870 temporal edges connecting the topics across time. Fig. 4 visually and quantitatively shows the evolution of the key areas like Cryptography, Peer-to-Peer, PoW, PoS, and smart contracts that laid the foundation for advancements in DLT at different points in time. The research in Cryptography provided the foundations for using public and private key pairs for identity management (D. L. Chaum, 1981), elliptic curves (Miller, 1986), hashing, and Merkle trees (Merkle, 1980). Similarly, Peer-to-Peer research focused on network communication (Cohen, 2003; Dingleline et al., 2004), timestamping (Bayer et al., 1993; Haber & Stornetta, 1991; Massias et al., 1999), and the need for solving the Byzantine Generals Problem (Lamport et al., 1982), vital for decentralized network functionality. The research related to Proof of Work delineated the first consensus system used in Blockchain building in the works from the early 1990s of Dwork and Naor (1993) and the early 2000s of Back (2002) and Finney (2004).

The emergence of Bitcoin (Nakamoto, 2008) marked a significant convergence of these technologies. Its degree centrality as a research topic rapidly soared from 0.056 in the late 2010s to 1 in the 2020s, a growth of $\sim 1,692.42\%$. This surge in interest, possibly fueled by the socio-economic and political climate following the 2008 financial crisis (David Yaffe-Bellany, 2023; Gautam Mukunda, 2018; Schepisi et al., 2021; Zamani & Babatsikos, 2017; Zewde & Crystal, 2022) and Bitcoin’s technological innovation, contrasted with digital money projects (D. Chaum, 1996; W. Dai, 1998; Szabo, 2005) in the 1990s and early 2000s that did not become as popular as Bitcoin in the same amount of time.

Parallel to Bitcoin’s rise, or inspired by it (Cornish, 2018), Ethereum emerged around 2014-2015, introducing two key technological innovations: the Solidity programming language and the Ethereum Virtual Machine (EVM) for smart contract development and execution, respectively (Buterin, 2014a). Ethereum’s significance in the field grew substantially, with its degree

centrality increasing from 0.088 in 2014 to 0.419 in 2020s (a $\sim 376.64\%$ growth). While smart contracts were conceptualized in the mid-1990s (Szabo, 1997), their adoption remained limited until Ethereum’s implementation (Buterin, 2014a), which provided a comprehensive development and execution environment through Solidity and the EVM. This technological foundation catalyzed extraordinary growth in smart contract research interest, evidenced by a degree centrality increase from 0.011 in the mid-1990s to 0.472 in the 2020s (a $\sim 4,299.04\%$ growth). This research interest in smart contracts is reflected in efforts to extend its applicability, including legal aspects through Smart Legal Contracts (Roche et al., 2021) and their generation using NLP (E. Chen et al., 2023).

Amid these developments, Proof of Stake was introduced as an energy-efficient alternative to Proof of Work by King and Nadal (2012) in 2012, which grew from 0.017-degree centrality since its introduction to 0.152 in the 2020s, a $\sim 768.68\%$ growth, reflecting the growing interest in more sustainable consensus mechanisms.

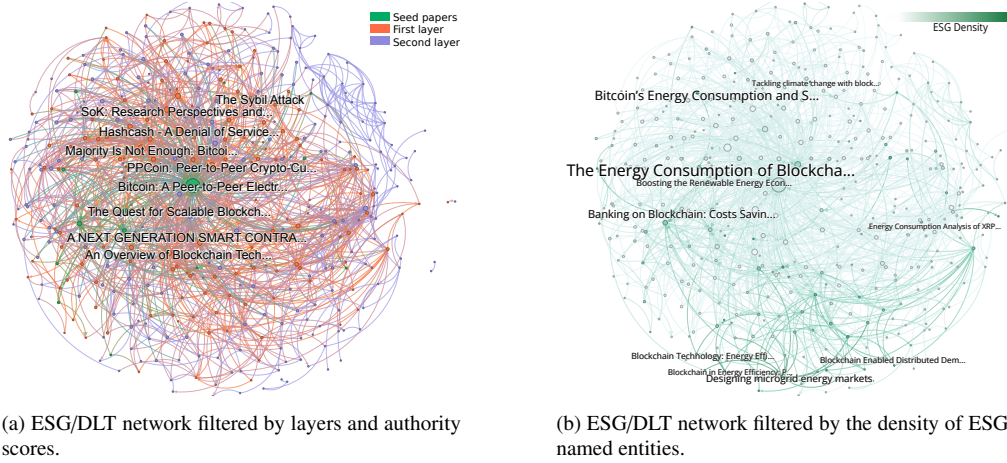


Figure 5: ESG/DLT network derived from 505 papers filtered by their content density of the ESG/DLT thematic (§3.2.3). The network comprises 10,172 nodes (citations), 15,898 edges, and 20,111 temporal edges. Colors represent different layers (Fig. 5a) or content density for ESG entities (Fig. 5b), node sizes indicate authority scores and only top nodes are displayed.

5.2.2. ESG/DLT network

The ESG/DLT content density citation graph, derived from 505 papers, comprises 10,172 nodes (each node representing a citation), 15,898 edges, and 20,111 temporal edges connecting the publications over time. This graph facilitates narrowing down the publications specific to the ESG/DLT intersection (see Fig. 2 and §3.2.3). The ESG/DLT network (Fig. 5a) reveals a distinctive pattern in research evolution, particularly evident in the second layer of references, where multidisciplinary research demonstrates increased prevalence (Fig. 5a and Fig. 5b). This layer exhibits a notable concentration of ESG-focused investigations, especially regarding energy consumption and efficiency optimization of blockchain systems (Fig. 5b). The peripheral references display an even broader interdisciplinary scope, which extends beyond traditional computer science boundaries into domains such as finance and environmental studies. This is likely because, as the DLT field develops, interdisciplinary research emerges.

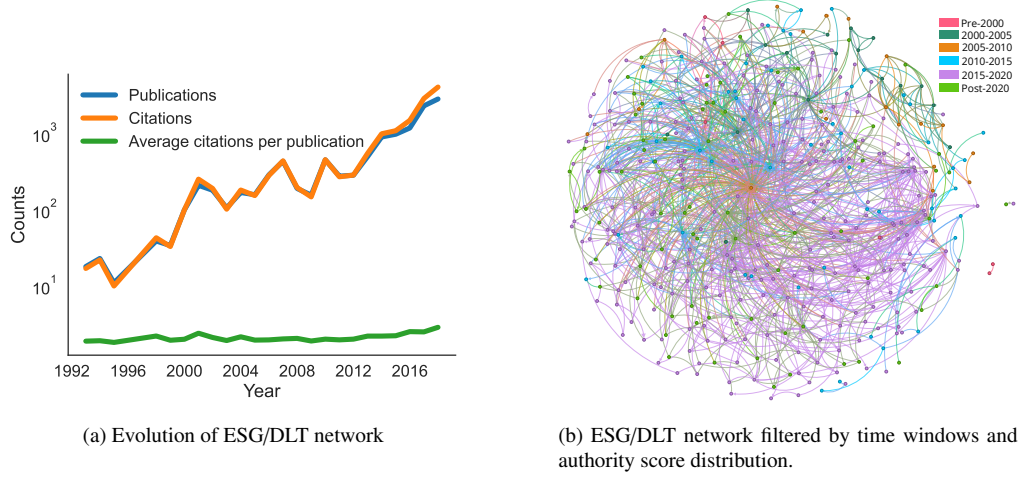


Figure 6: ESG/DLT network's evolution in terms of publications (Fig. 6a) and time windows (Fig. 6b).

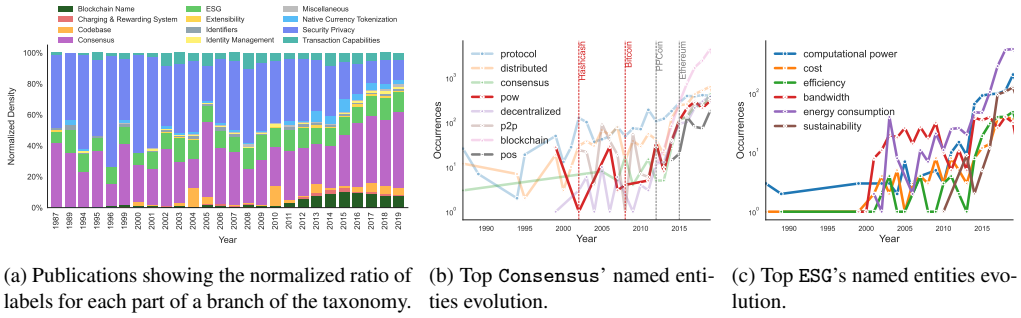


Figure 7: Named entities evolution in the citation network.

The network (Fig. 6a and Fig. 6b) shows a publication surge between 2008 and 2011 of $\sim 191.03\%$, aligning with Bitcoin's release and its subsequent influence on diverse DLT research areas, particularly in consensus mechanisms (Fig. 7a¹¹). Notably, Bitcoin's persistent and increasing significance in research attention (see also §5.2.1), despite the emergence of alternative solutions, demonstrates a “Lindy effect” (Goldman, 1964; Mandelbrot, 1983), where the protocol's longevity correlates with its continued academic interest. As Bitcoin gained more public attention after its appearance in 2008, often driven by price action, the research community evaluated this new technology, particularly Bitcoin's PoW (Biryukov & Pustogarov, 2015; Vukolić, 2016), for potential unaccounted environmental costs (de Vries, 2018; Mora et al., 2018) or negative externalities (Jones et al., 2022; Papp et al., 2023).

Despite Bitcoin's prominent media coverage regarding energy consumption, our analysis of the ESG/DLT citation network (Fig. 5 and Fig. 7a) reveals two significant patterns in research

¹¹The **Blockchain Name** entities identified before 2007, such as HashCash (Back, 2002), reflect the standard industry practice of using “Blockchain” as a generic term for any consensus-based DLT system, a convention we maintain in our taxonomic classification.

focus. First, ESG-related research has maintained a consistent proportional representation within the broader DLT literature rather than showing increased relative dominance (Fig. 7a), with its primary focus remaining on energy consumption and efficiency optimization of blockchain systems (Fig. 5b). Second, the research emphasis has evolved from an early focus on fundamental security and privacy considerations (§5.2.1) toward a growing focus on efficient (King & Nadal, 2012) and secure consensus algorithms (Douceur, 2002), and blockchain architectures (Bonneau et al., 2015; Vukolić, 2016). Curiously, we observe an increase in these studies investigating energy-efficient consensus mechanisms and scaling solutions during periods of rapid price appreciation, such as Bitcoin’s bull runs (Canellis, 2023; Kucoin, 2024; Lang, 2024).

Post-2012, the network saw a marked increase in publications, especially after 2014, reflecting the impact of seminal works like PPCoin and Ethereum’s whitepapers (Buterin, 2014a; King & Nadal, 2012). The growth in citations and publications from 2012 until the 2020s was ~901.75%. The increased interest in PoS as an energy-efficient alternative to PoW (Perez et al., 2020) is exemplified by Vitalik Buterin’s early exploration of PoS before Ethereum’s launch using PoW in 2015, which is evident in his 2014 Slasher algorithm post (Buterin, 2014d) and later posts that discuss PoS benefits (Buterin, 2014b), and the “nothing at stake” challenge (Buterin, 2014c).

Vitalik’s early public discussions of PoS may have been one of the catalysts that encouraged further research into PoS (Fig. 4 and Fig. 7b) before Ethereum’s transition from PoW to PoS in 2022 (Ethereum Foundation, 2022). This is consistent with how Ethereum popularized smart contracts despite the research around smart contracts existing since the mid-1990s (Szabo, 1997), but remaining seemingly static as a topic of interest for the research community (Fig. 4) until after Ethereum introduced the Solidity programming language and EVM (§5.2.1 and Fig. 4).

DLT’s thematic shift, coupled with the increasing prominence of terms like “decentralization”, “blockchain”, and “sustainability”, underscores a multidisciplinary approach in the field (Fig. 7c). The sustained interest in PoW, along with explorations into PoS and other consensus mechanisms, highlights the field’s adaptability to environmental and scalability challenges (Fig. 7b).

5.3. Limitations

Our literature review faces limitations, including potential biases in seed paper selection and a time lag in capturing recent publications, which may affect the comprehensiveness of our analysis. For instance, the choice of XRP’s 2018 whitepaper (Chase & MacBrough, 2018) over the more cited 2014 edition (Schwartz et al., 2014) could underestimate its influence on the citation network. Similarly, recent works such as the 2018 Hedera whitepaper (Baird et al., 2018) are omitted due to unavailable citation data.

Building the citation network predominantly from pre-2020 seed papers introduces a bias toward older publications, potentially overlooking newer research yet to achieve recognition (Fig. 6a). While our methodology could theoretically filter citations to seed papers based on content density, our review focused solely on references within the seed papers, possibly limiting the thematic breadth.

Regarding our NER dataset performance, there is an expected noise level (Alfina et al., 2017; Fetahu et al., 2023; Rucker & Akbik, 2023) that we tried to reduce by enforcing interlabeler consistency (see §3.2.2). Our dataset, with 80 full-text manually labeled papers, is smaller than many general-purpose NER datasets (Loukas et al., 2022; Tedeschi et al., 2021; Tjong et al., 2003; Weischedel et al., 2017) but is comparable to those in specialized domains like materials science (Cheung et al., 2024; Dagdelen et al., 2024).

Our analysis contains 24,539 openly accessible publications from an initial corpus of 63,083 references (Fig. 2). While this reliance on publicly available research introduces potential sampling limitations, several factors mitigate concerns about representativeness and comprehensiveness. First, empirical evidence demonstrates that open-access publications achieve broader academic engagement (Archambault et al., 2014; McCabe & Snyder, 2014; Piwowar et al., 2018) and higher media attention (Schultz, 2021), suggesting they effectively capture significant research developments and may influence more research trends. Second, although only approximately 18% of journal articles are currently openly available (Piwowar et al., 2018), high-quality research authors increasingly seem to favor hybrid open-access journals (Gaulé & Maystre, 2011). Third, the DLT field’s rapid evolution has elevated non-traditional literature, particularly whitepapers and industry publications, as crucial sources of technological developments. Seminal works such as the whitepapers for Bitcoin (Nakamoto, 2008), Ethereum (Buterin, 2014a), and PPCoin (King & Nadal, 2012) exemplify this trend. Our methodology addresses these considerations through two complementary approaches: (1) incorporating non-traditional academic literature to capture contemporary technological developments, and (2) leveraging metadata from paywalled publications in our broader analysis of the DLT field evolution (§5.2.1). This two-tier analytical approach (§3) ensures comprehensive coverage of DLT research developments while maintaining methodological rigor.

5.4. Future work

Future work, as outlined in §5.3, should focus on integrating metadata from different whitepaper versions, like XRP’s 2014 and 2018 editions (Chase & MacBrough, 2018; Schwartz et al., 2014), and sourcing metadata from alternative databases for publications with missing information, such as Hedera’s whitepaper (Baird et al., 2018). Additional research should also include regular updates to the taxonomy (refer to Table 1), expanding training data by annotating more seed papers and exploring various language model architectures.

Additionally, beyond the systematic literature review presented in this paper, our NER dataset could also support other cross-domain literature review research, such as DLT applications across software development, cybersecurity, and governance frameworks. Also, it could enable relationship mapping between DLT concepts, supporting the construction of knowledge graphs. Finally, the dataset could contribute to developing automated systematic literature review systems, particularly valuable given the rapid evolution of the DLT field. These potential applications emphasize our NER dataset’s versatility and value beyond this paper.

6. Conclusion

This paper addresses the scarcity of high-quality labeled NLP data for blockchain research by developing an NER dataset for the ESG/DLT domains intersection from public sources. We conducted a systematic literature review analysis to demonstrate its utility and provide future research possibilities. Our analysis reveals the critical intersections of topics like Cryptography, Peer-to-Peer, Proof of Work, Proof of Stake, and smart contracts in the evolution of DLT. We observed Bitcoin’s persistent dominance in research (a “Lindy effect”). Ethereum’s significant impact on the adoption of smart contracts and PoS as an energy-efficient alternative to PoW. These insights, and the growing focus on energy-efficient consensus mechanisms, highlight the field’s rapid adaptation to technological and environmental challenges.

We believe our work represents a step towards leveraging and facilitating the use of NLP to research rapidly evolving fields like DLT, enabling researchers, policymakers, and industry stakeholders to stay informed and make data-driven decisions.

Acknowledgment

We thank Ali Irzam Kathia for labeling a subset of the NER dataset. We also thank Editha Nemsic for her contribution to the early stage of the study.

Author contributions

Walter Hernandez Cruz: Conceptualization, Data curation, Formal analysis, Investigation, Methodology, Project administration, Software, Validation, Visualization, Writing—original draft, Writing—review & editing. Kamil Tyliniski: Conceptualization, Data curation, Methodology, Visualization, Writing—original draft, Writing—review & editing. Alastair Moore: Conceptualization, Data curation, Methodology, Visualization, Writing—original draft, Writing—review & editing. Niall Roche: Data curation, Methodology, Software, Writing—review & editing. Nikhil Vadgama: Conceptualization, Data curation, Methodology, Resources, Writing—review & editing. Horst Treiblmaier: Conceptualization, Data curation, Methodology, Writing—review & editing. Jiangbo Shangguan: Data curation, Software. Paolo Tasca: Conceptualization, Validation, Supervision, Resources, Writing—review & editing. Jiahua Xu: Conceptualization, Validation, Supervision, Resources, Writing—review & editing.

Competing interests

The authors have no competing interests.

Funding information

This research received no external funding.

Data availability

The NER dataset generated during this study is available at <https://huggingface.co/datasets/ExponentialScience/ESG-DLT-NER>

References

- Adams, H., Zinsmeister, N., Salem moody, M., River Keefer, u., & Robinson, D. (2021). Uniswap v3 Core. <https://app.uniswap.org/whitepaper-v3.pdf>
- Alfina, I., Savitri, S., & Fanany, M. I. (2017). Modified DBpedia entities expansion for tagging automatically NER dataset. *International Conference on Advanced Computer Science and Information System, 2018-January*, 216–221. <https://doi.org/10.1109/ICACSIS.2017.8355036>
- Alik Sokolov, Jonathan Mostovoy, Jack Ding, & Luis Seco. (2021). Building Machine Learning Systems for Automated ESG Scoring. *The Journal of Impact and ESG Investing*, 1(3), 39–50.
- Alladi, T., Chamola, V., Parizi, R. M., & Choo, K. K. R. (2019). Blockchain Applications for Industry 4.0 and Industrial IoT: A Review. *IEEE Access*, 7, 176935–176951. <https://doi.org/10.1109/ACCESS.2019.2956748>
- Alofi, A., Bokhari, M. A., Bahsoon, R., & Hendley, R. (2022). Optimizing the Energy Consumption of Blockchain-Based Systems Using Evolutionary Algorithms: A New Problem Formulation. *IEEE Transactions on Sustainable Computing*, 7(4), 910–922. <https://doi.org/10.1109/TSUSC.2022.3160491>
- Alsheikh, A. J., Wollenhaupt, S., King, E. A., Reeb, J., Ghosh, S., Stolzenburg, L. R., Tamim, S., Lazar, J., Davis, J. W., & Jacob, H. J. (2022). The landscape of GWAS validation; systematic review identifying 309 validated non-coding variants across 130 human diseases. *BMC Medical Genomics* 2022 15:1, 15(1), 1–21. <https://doi.org/10.1186/S12920-022-01216-W>
- Ante, L., & Fiedler, I. (2021). Bitcoin’s Energy Consumption and Social Costs in Relation to its Capacity as a Settlement Layer. *SSRN Electronic Journal*. <https://doi.org/10.2139/SSRN.3910778>
- Ante, L., Fiedler, I., Willruth, J. M., & Steinmetz, F. (2023). A Systematic Literature Review of Empirical Research on Stablecoins. *FinTech*, 2(1), 34–47. <https://doi.org/10.3390/FINTECH2010003>
- Archambault, E., Amyot, D., Deschamps, P., Nicol, A., Provencher, F., Rebout, L., & Roberge, G. (2014). Proportion of Open Access Papers Published in Peer-Reviewed Journals at the European and World Levels-1996-2013 RTD-B6-PP-2011-2: Study to develop a set of indicators to measure open access. https://www.science-metrix.com/sites/default/files/science-metrix/publications/d_1.8_sm_ec_dg-rtd_proportion_oa_1996-2013_v11p.pdf
- Asmussen, C. B., & Møller, C. (2019). Smart literature review: a practical topic modelling approach to exploratory literature review. *Journal of Big Data*, 6(1). <https://doi.org/10.1186/S40537-019-0255-7>
- Back, A. (2002). Hashcash - A Denial of Service Counter-Measure. [Http://www.Hashcash.Org/Papers/Hashcash.Pdf](http://www.hashcash.org/papers/hashcash.pdf), (August), 1–10.
- Bada, A. O., Damianou, A., Angelopoulos, C. M., & Katos, V. (2021). Towards a Green Blockchain: A Review of Consensus Mechanisms and their Energy Consumption. *2021 17th International Conference on Distributed Computing in Sensor Systems (DCOSS)*, 503–511. <https://doi.org/10.1109/DCOSS52077.2021.00083>
- Baird, L., Harmon, M., & Madsen, P. (2018). Hedera: A Public Hashgraph Network & Governing Council. https://hedera.com/hh_whitepaper_v2.1-20200815.pdf

- Bayer, D., Haber, S., & Stornetta, W. S. (1993). Improving the Efficiency and Reliability of Digital Time-Stamping. *Sequences II*, 329–334.
- Beltagy, I., Lo, K., & Cohan, A. (2019). SciBERT: A Pretrained Language Model for Scientific Text. *EMNLP-IJCNLP 2019 - 2019 Conference on Empirical Methods in Natural Language Processing and 9th International Joint Conference on Natural Language Processing, Proceedings of the Conference*, 3615–3620. <https://doi.org/10.18653/V1/D19-1371>
- Bilal, K., Malik, S. U. R., Khalid, O., Hameed, A., Alvarez, E., Wijaysekara, V., Irfan, R., Shrestha, S., Dwivedy, D., Ali, M., Shahid Khan, U., Abbas, A., Jalil, N., & Khan, S. U. (2014). A taxonomy and survey on Green Data Center Networks. *Future Generation Computer Systems*, 36, 189–208. <https://doi.org/10.1016/j.future.2013.07.006>
- Biryukov, A., & Pustogarov, I. (2015). Proof-of-work as anonymous micropayment: Rewarding a Tor relay. *Lecture Notes in Computer Science (including subseries Lecture Notes in Artificial Intelligence and Lecture Notes in Bioinformatics)*, 8975, 445–455.
- Bonneau, J., Miller, A., Clark, J., Narayanan, A., Kroll, J. A., & Felten, E. W. (2015). SoK: Research perspectives and challenges for bitcoin and cryptocurrencies. *Proceedings - IEEE Symposium on Security and Privacy, 2015-July*. <https://doi.org/10.1109/SP.2015.14>
- Buterin, V. (2014a). Ethereum: A Next-Generation Smart Contract and Decentralized Application Platform. https://ethereum.org/content/whitepaper/whitepaper-pdf/Ethereum_Whitepaper_-_Buterin_2014.pdf
- Buterin, V. (2014b, July). On Stake. <https://blog.ethereum.org/2014/07/05/stake>
- Buterin, V. (2014c, November). Proof of Stake: How I Learned to Love Weak Subjectivity. <https://blog.ethereum.org/2014/11/25/proof-stake-learned-love-weak-subjectivity>
- Buterin, V. (2014d, January). Slasher: A Punitive Proof-of-Stake Algorithm. <https://blog.ethereum.org/2014/01/15/slasher-a-punitive-proof-of-stake-algorithm>
- Canellis, D. (2023). Bitcoin Halvings Are Bull Market Things — Will This Time Be Different? - Blockworks. <https://blockworks.co/news/bitcoin-halvings-bull-market>
- Casella, G., Bigliardi, B., Filippelli, S., & Bottani, E. (2023). Cases of application of blockchain on the supply chain: a literature review. *Procedia Computer Science*, 217, 1416–1426. <https://doi.org/10.1016/J.PROCS.2022.12.340>
- Casino, F., Dasaklis, T. K., & Patsakis, C. (2019, October). A systematic literature review of blockchain-based applications: Current status, classification and open issues. <https://doi.org/10.1016/j.tele.2018.11.006>
- Chang, M., Chang, M., Reed, J. Z., Milward, D., Xu, J. J., & Cornell, W. D. (2016). Developing timely insights into comparative effectiveness research with a text-mining pipeline. *Drug Discovery Today*, 21(3), 473–480. <https://doi.org/10.1016/J.DRUDIS.2016.01.012>
- Charton, F., & Kempe, J. (2024). Emergent properties with repeated examples. <https://arxiv.org/abs/2410.07041v1>
- Chase, B., & MacBrough, E. (2018). Analysis of the XRP Ledger Consensus Protocol. <https://arxiv.org/abs/1802.07242v2>
<http://arxiv.org/abs/1802.07242>
- Chaum, D. (1996). David Chaum: DigiCash CEO. *Forbes*.
- Chaum, D. L. (1981). Untraceable Electronic Mail, Return Addresses, and Digital Pseudonyms. *Communications of the ACM*, 24(2), 84–90. <https://doi.org/10.1145/358549.358563/ASSET/E3D53C45-B419-4A00-A8A3-86644140C9A5/ASSETS/358549.358563.FP.PNG>

- Chen, E., Roche, N., Tseng, Y. H., Hernandez, W., Shangguan, J., & Moore, A. (2023). Conversion of Legal Agreements into Smart Legal Contracts using NLP. *ACM Web Conference 2023 - Companion of the World Wide Web Conference, WWW 2023*, 1112–1118. <https://doi.org/10.1145/3543873.3587554>
- Chen, Y., & Bellavitis, C. (2020). Blockchain disruption and decentralized finance: The rise of decentralized business models. *Journal of Business Venturing Insights*, 13, e00151. <https://doi.org/10.1016/J.JBVI.2019.E00151>
- Cheung, J. J., Zhuang, Y., Li, Y., Shetty, P., Zhao, W., Grampurohit, S., Ramprasad, R., & Zhang, C. (2024). POLYIE: A Dataset of Information Extraction from Polymer Material Scientific Literature. *Proceedings of the 2024 Conference of the North American Chapter of the Association for Computational Linguistics: Human Language Technologies (Volume 1: Long Papers)*, 1, 2370–2385. <https://doi.org/10.18653/V1/2024.NAACL-LONG.131>
- Cohen, B. (2003). Incentives Build Robustness in BitTorrent.
- Cole, R., & Cheng, L. (2018). Modeling the Energy Consumption of Blockchain Consensus Algorithms. *2018 IEEE International Conference on Internet of Things (iThings) and IEEE Green Computing and Communications (GreenCom) and IEEE Cyber, Physical and Social Computing (CPSCom) and IEEE Smart Data (SmartData)*, 1691–1696.
- Cornish, C. (2018, April). Ethereum’s Vitalik Buterin on the bitcoin bubble and running a \$125bn blockchain. <https://www.ft.com/content/b09d004e-4197-11e8-803a-295c97e6fd0b>
- Cousaert, S., Xu, J., & Matsui, T. (2022). SoK: Yield Aggregators in DeFi. *International Conference on Blockchain and Cryptocurrency (ICBC)*, 1–14. <https://doi.org/10.1109/ICBC54727.2022.9805523>
- Dagdelen, J., Dunn, A., Lee, S., Walker, N., Rosen, A. S., Ceder, G., Persson, K. A., & Jain, A. (2024). Structured information extraction from scientific text with large language models. *Nature Communications 2024 15:1*, 15(1), 1–14. <https://doi.org/10.1038/s41467-024-45563-x>
- Dai, H. N., Zheng, Z., & Zhang, Y. (2019). Blockchain for Internet of Things: A Survey. *IEEE Internet of Things Journal*, 6(5), 8076–8094. <https://doi.org/10.1109/JIOT.2019.2920987>
- Dai, W. (1998). B-money. *Consulted*.
- David Yaffe-Bellany. (2023, March). Has Bitcoin Benefited From the Banking Crisis? Not in the Way Its Fans Hoped. - The New York Times. <https://www.nytimes.com/2023/03/31/technology/bitcoin-banks-crisis.html>
- Denisova, V., Mikhaylov, A., & Lopatin, E. (2019). BLOCKCHAIN INFRASTRUCTURE AND GROWTH OF GLOBAL POWER CONSUMPTION. *International Journal of Energy Economics and Policy*, 9(4), 22–29. <https://doi.org/10.32479/IJEEP.7685>
- Devlin, J., Chang, M.-W., Lee, K., Google, K. T., & Language, A. I. (2019). BERT: Pre-training of Deep Bidirectional Transformers for Language Understanding. *Proceedings of the 2019 Conference of the North*, 4171–4186. <https://doi.org/10.18653/V1/N19-1423>
- de Vries, A. (2018). Bitcoin’s Growing Energy Problem. *Joule*, 2(5), 801–805. <https://doi.org/10.1016/J.JOULE.2018.04.016>
- Dingledine, R., Mathewson, N., & Syverson, P. (2004). Tor: The {Second-Generation} Onion Router.
- Douceur, J. R. (2002). The sybil attack. *Lecture Notes in Computer Science (including subseries Lecture Notes in Artificial Intelligence and Lecture Notes in Bioinformatics)*, 2429.

- Dubey, A., Jain, K., & Kalaiselvi, K. (2023). Smart Patient Records using NLP and Blockchain. *Proceedings - 5th International Conference on Smart Systems and Inventive Technology, ICSSIT 2023*, 663–667. <https://doi.org/10.1109/ICSSIT55814.2023.10061111>
- Dwork, C., & Naor, M. (1993). Pricing via processing or combatting junk mail. *Lecture Notes in Computer Science (including subseries Lecture Notes in Artificial Intelligence and Lecture Notes in Bioinformatics)*, 740 LNCS, 139–147. https://link.springer.com/chapter/10.1007/3-540-48071-4_10
- Eigelshoven, F., Ullrich, A., & Bender, B. (2020). Public Blockchain – a Systematic Literature Review on the Sustainability of Consensus Algorithms. *Twenty-Eighth European Conference on Information Systems (ECIS2020), Marrakesh, Morocco.*, (June), 1–17. https://aisel.aisnet.org/ecis2020_rp/202
- Eshani, G., Rajdeep, D., Shubhankar, R., & Baisakhi, D. (2021). An Analysis of Energy Consumption of Blockchain Mining and Techniques to Overcome It. *Lecture Notes on Data Engineering and Communications Technologies*, 62, 783–792. https://link.springer.com/chapter/10.1007/978-981-33-4968-1_60
- Ethereum Foundation. (2022, September). The Merge. <https://ethereum.org/roadmap/merge>
- Fernando, Y., & Saravannan, R. (2021). Blockchain Technology: Energy Efficiency and Ethical Compliance. *Journal of Governance and Integrity*, 4(2), 88–95. <https://doi.org/10.15282/JGI.4.2.2021.5872>
- Fetahu, B., Chen, Z., Kar, S., Rokhlenko, O., & Malmasi, S. (2023). MultiCoNER v2: a Large Multilingual dataset for Fine-grained and Noisy Named Entity Recognition. *Findings of the Association for Computational Linguistics: EMNLP 2023*, 2027–2051. <https://doi.org/10.18653/V1/2023.FINDINGS-EMNLP.134>
- Finney, H. (2004). Reusable Proofs of Work (RPOW).
- Gaulé, P., & Maystre, N. (2011). Getting cited: Does open access help? *Research Policy*, 40(10), 1332–1338. <https://doi.org/10.1016/J.RESPOL.2011.05.025>
- Gautam Mukunda. (2018, September). The Social and Political Costs of the Financial Crisis, 10 Years Later. <https://hbr.org/2018/09/the-social-and-political-costs-of-the-financial-crisis-10-years-later>
- Ghosh, E., & Das, B. (2020). A Study on the Issue of Blockchain’s Energy Consumption. *Advances in Intelligent Systems and Computing*, 1065, 63–75. https://link.springer.com/chapter/10.1007/978-981-15-0361-0_5
- Goldman, A. (1964). Lindy’s Law. *The New Republic*, 34–35.
- Gramlich, V., Guggenberger, T., Principato, M., Schellinger, B., & Urbach, N. (2023). A multi-vocal literature review of decentralized finance: Current knowledge and future research avenues. *Electronic Markets*, 33(1), 1–37. <https://doi.org/10.1007/S12525-023-00637-4>
- Haber, S., & Stornetta, W. S. (1991). How to time-stamp a digital document. *Journal of Cryptology*, 3(2), 99–111. <https://doi.org/10.1007/BF00196791>
- Hernandez Cruz, W., Dahi, F., Feng, Y., Xu, J., Malhotra, A., & Tasca, P. (2025). AMM-based DEX on the XRP Ledger. *2025 IEEE International Conference on Blockchain and Cryptocurrency, ICBC 2025*. <https://arxiv.org/abs/2312.13749>
- Hernandez Cruz, W., Xu, J., Tasca, P., & Campajola, C. (2024). No Questions Asked: Effects of Transparency on Stablecoin Liquidity During the Collapse of Silicon Valley Bank. <https://arxiv.org/abs/2407.11716>
- Hoadley, D., Bartolo, M., Chesterman, R., Faus, A., Hernandez, W., Kultys, B., Moore, A. P., Nemsic, E., Roche, N., Shangguan, J., Steer, B., Tyliniski, K., & West, N. (2021). A

- Global Community of Courts? Modelling the Use of Persuasive Authority as a Complex Network. *Frontiers in Physics*, 9, 665719. <https://doi.org/10.3389/FPHY.2021.665719>
- Hu, Y., Chen, Q., Du, J., Peng, X., Keloth, V. K., Zuo, X., Zhou, Y., Li, Z., Jiang, X., Lu, Z., Roberts, K., & Xu, H. (2024). Improving large language models for clinical named entity recognition via prompt engineering. *Journal of the American Medical Informatics Association*, 31(9), 1812–1820. <https://doi.org/10.1093/JAMIA/OCAD259>
- Huang, M. S., Lai, P. T., Lin, P. Y., You, Y. T., Tsai, R. T. H., & Hsu, W. L. (2020). Biomedical named entity recognition and linking datasets: Survey and our recent development. *Briefings in Bioinformatics*, 21(6), 2219–2238. <https://doi.org/10.1093/BIB/BBAA054>
- Hussien, H. M., Yasin, S. M., Udzir, S. N., Zaidan, A. A., & Zaidan, B. B. (2019). A Systematic Review for Enabling of Develop a Blockchain Technology in Healthcare Application: Taxonomy, Substantially Analysis, Motivations, Challenges, Recommendations and Future Direction. *Journal of medical systems*, 43(10). <https://doi.org/10.1007/S10916-019-1445-8>
- Ibañez, J. I., Bayer, C. N., Tasca, P., & Xu, J. (2025, February). Triple-Entry Accounting, Blockchain, and Next of Kin. In *Digital assets: Pricing, allocation and regulation* (pp. 198–226). Cambridge University Press. <https://doi.org/10.1017/9781009362290.012>
- Ibañez, J. I., & Freier, A. (2023). Bitcoin’s Carbon Footprint Revisited: Proof of Work Mining for Renewable Energy Expansion. *Challenges 2023, Vol. 14, Page 35*, 14(3), 35. <https://doi.org/10.3390/CHALLE14030035>
- Jeong, M., & Kang, J. (2023). Consistency enhancement of model prediction on document-level named entity recognition. *Bioinformatics*, 39(6). <https://doi.org/10.1093/BIOINFORMATICS/BTAD361>
- Jiang, L., Gu, Y., Yu, W., & Dai, J. (2022). Blockchain-based Life Cycle Assessment System for ESG Reporting. *SSRN Electronic Journal*. <https://doi.org/10.2139/ssrn.4121907>
- Jones, B. A., Goodkind, A. L., & Berrens, R. P. (2022). Economic estimation of Bitcoin mining’s climate damages demonstrates closer resemblance to digital crude than digital gold. *Scientific Reports 2022 12:1*, 12(1), 1–10. <https://doi.org/10.1038/s41598-022-18686-8>
- Khatoun, A. (2020). A Blockchain-Based Smart Contract System for Healthcare Management. *Electronics*, 9(1). <https://doi.org/10.3390/ELECTRONICS9010094>
- Kim, J. D., Ohta, T., Tateisi, Y., & Tsujii, J. (2003). GENIA corpus - A semantically annotated corpus for bio-textmining. *Bioinformatics*, 19(SUPPL. 1). <https://doi.org/10.1093/BIOINFORMATICS/BTG1023>
- King, S., & Nadal, S. (2012). PPCoin: Peer-to-Peer Crypto-Currency with Proof-of-Stake. <https://www.semanticscholar.org/paper/PPCoin%3A-Peer-to-Peer-Crypto-Currency-with-King-Nadal/0db38d32069f3341d34c35085dc009a85ba13c13>
- Kleinberg, J. M. (2011). Authoritative sources in a hyperlinked environment. In *The structure and dynamics of networks* (pp. 514–542, Vol. 9781400841). <https://doi.org/10.1515/9781400841356.514>
- Kohli, V., Chakravarty, S., Chamola, V., Sangwan, K. S., & Zeadally, S. (2022). An Analysis of Energy Consumption and Carbon Footprints of Cryptocurrencies and Possible Solutions. *Digital Communications and Networks*, 9(1), 79–89. <https://doi.org/10.1016/j.dcan.2022.06.017>
- Kucoin. (2024). Top Trading Strategies in a Crypto Bull Market | KuCoin Learn. <https://www.kucoin.com/learn/trading/top-trading-strategies-in-crypto-bull-market>

- Lamport, L., Shostak, R., & Pease, M. (1982). The Byzantine Generals Problem. *ACM Trans. Program. Lang. Syst.*, 4(3), 382–401. <https://doi.org/10.1145/357172.357176>
- Lan, Z., Chen, M., Goodman, S., Gimpel, K., Sharma, P., & Soricut, R. (2019). ALBERT: A Lite BERT for Self-supervised Learning of Language Representations. *International Conference on Learning Representations*.
- Lang, H. (2024). Cryptoverse: Hold for the halving | Reuters. <https://www.reuters.com/markets/currencies/cryptoverse-hold-halving-2024-04-16/>
- Li, X., Chan, S., Zhu, X., Pei, Y., Ma, Z., Liu, X., & Shah, S. (2023). Are ChatGPT and GPT-4 General-Purpose Solvers for Financial Text Analytics? A Study on Several Typical Tasks. *EMNLP 2023 - 2023 Conference on Empirical Methods in Natural Language Processing, Proceedings of the Industry Track*, 408–422. <https://doi.org/10.18653/V1/2023.EMNLP-INDUSTRY.39>
- Liu, A., Chen, J., He, K., Du, R., Xu, J., Wu, C., Feng, Y., Li, T., & Ma, J. (2025). DynaShard: Secure and Adaptive Blockchain Sharding Protocol With Hybrid Consensus and Dynamic Shard Management. *IEEE Internet of Things Journal*, 12(5), 5462–5475. <https://doi.org/10.1109/JIOT.2024.3490036>
- Lo, S. K., Liu, Y., Chia, S. Y., Xu, X., Lu, Q., Zhu, L., & Ning, H. (2019). Analysis of Blockchain Solutions for IoT: A Systematic Literature Review. *IEEE Access*, 7, 58822–58835. <https://doi.org/10.1109/ACCESS.2019.2914675>
- Lobo, M., Lamurias, A., & Couto, F. M. (2017). Identifying Human Phenotype Terms by Combining Machine Learning and Validation Rules. *BioMed Research International*, 2017. <https://doi.org/10.1155/2017/8565739>
- Loukas, L., Fergadiotis, M., Chalkidis, I., Spyropoulou, E., Malakasiotis, P., Androutsopoulos, I., & Paliouras, G. (2022). FiNER: Financial Numeric Entity Recognition for XBRL Tagging. *Proceedings of the Annual Meeting of the Association for Computational Linguistics*, 1, 4419–4431. <https://doi.org/10.18653/V1/2022.ACL-LONG.303>
- Lucey, B. M., Vigne, S., Wang, Y., & Yarovaya, L. (2021). An Index of Cryptocurrency Environmental Attention (ICEA). *Monetary Economics: International Financial Flows*. <https://doi.org/10.2139/SSRN.3866535>
- Mandelbrot, B. B. (1983). *The Fractal Geometry of Nature*. Henry Holt; Company. <https://books.google.co.uk/books?id=0R2LkE3N7-oC>
- Masood, F., & Faridi, A. R. (2018). Consensus Algorithms in distributed ledger technology for open environment. <https://doi.org/10.1109/CCAA.2018.8777695>
- Massias, H., Serret, A. X., & Quisquater, J. J. (1999). Design of a secure timestamping service with minimal trust requirement. *20th Symposium on Information Theory in the Benelux*, (July 2002).
- McCabe, M. J., & Snyder, C. M. (2014). IDENTIFYING THE EFFECT OF OPEN ACCESS ON CITATIONS USING A PANEL OF SCIENCE JOURNALS. *Economic Inquiry*, 52(4), 1284–1300. <https://doi.org/10.1111/ECIN.12064>
- McEntire, R., Szalkowski, D., Butler, J., Kuo, M. S., Chang, M., Chang, M., Freeman, D., McQuay, S., Patel, J., McGlashen, M., Cornell, W. D., & Xu, J. J. (2016). Application of an automated natural language processing (NLP) workflow to enable federated search of external biomedical content in drug discovery and development. *Drug Discovery Today*, 21(5), 826–835. <https://doi.org/10.1016/J.DRUDIS.2016.03.006>
- Mengelkamp, E., Notheisen, B., Beer, C., Dauer, D., & Weinhardt, C. (2018). A blockchain-based smart grid: towards sustainable local energy markets. *Computer Science - Re-*

- search and Development*, 33(1-2), 207–214. <https://doi.org/10.1007/s00450-017-0360-9>
- Merkle, R. C. (1980). Protocols for Public Key Cryptosystems. *IEEE Symposium on Security and Privacy*, (1980), 122–134. <https://doi.org/10.1109/SP.1980.10006>
- Miller, V. S. (1986). Use of Elliptic Curves in Cryptography. *Lecture Notes in Computer Science (including subseries Lecture Notes in Artificial Intelligence and Lecture Notes in Bioinformatics)*, 218 LNCS, 417–426. https://doi.org/10.1007/3-540-39799-X_{_}31
- Mora, C., Rollins, R. L., Taladay, K., Kantar, M. B., Chock, M. K., Shimada, M., & Franklin, E. C. (2018). Bitcoin emissions alone could push global warming above 2°C. *Nature Climate Change* 2018 8:11, 8(11), 931–933. <https://doi.org/10.1038/s41558-018-0321-8>
- Muennighoff, N., Rush, A. M., Barak, B., Scao, T. L., Piktus, A., Tazi, N., Pyysalo, S., Wolf, T., & Raffel, C. (2023). Scaling Data-Constrained Language Models. *Neural Information Processing Systems*. <https://doi.org/10.48550/ARXIV.2305.16264>
- Nabi, Z., Talib, R., Hanif, M. K., & Awais, M. (2022). Contextual Text Mining Framework for Unstructured Textual Judicial Corpora through Ontologies. *Computer systems science and engineering*, 43(3), 1357–1374. <https://doi.org/10.32604/CSSE.2022.025712>
- Nakamoto, S. (2008). Bitcoin: A peer-to-Peer Electronic Cash System. <https://bitcoin.org/bitcoin.pdf>
- Nakayama, H. (2018). seqeval: A Python framework for sequence labeling evaluation. <https://github.com/chakki-works/seqeval>
- Papp, A., Almond, D., & Zhang, S. (2023). Bitcoin and carbon dioxide emissions: Evidence from daily production decisions. *Journal of Public Economics*, 227, 105003. <https://doi.org/10.1016/J.JPUBECO.2023.105003>
- Peduzzi, G., James, J., & Xu, J. (2021). Jack the Rippler: Arbitrage on the Decentralized Exchange of the XRP Ledger. *3rd IEEE Conference on Blockchain Research & Applications for Innovative Networks and Services (BRAINS)*, 1–2. <https://doi.org/10.1109/BRAINS52497.2021.9569833>
- Perez, D., Xu, J., & Livshits, B. (2020). Revisiting Transactional Statistics of High-scalability Blockchains. *Internet Measurement Conference (IMC)*, 16(20), 535–550. <https://doi.org/10.1145/3419394.3423628>
- Piwowar, H., Priem, J., Larivière, V., Alperin, J. P., Matthias, L., Norlander, B., Farley, A., West, J., & Haustein, S. (2018). The state of OA: A large-scale analysis of the prevalence and impact of Open Access articles. *PeerJ*, 2018(2), e4375. <https://doi.org/10.7717/PEERJ.4375/SUPP-1>
- Platt, M., Sedlmeir, J., Platt, D., Xu, J., Tasca, P., Vadgama, N., & Ibanez, J. I. (2021). The Energy Footprint of Blockchain Consensus Mechanisms Beyond Proof-of-Work. *21st International Conference on Software Quality, Reliability and Security Companion, QRS-C 2021*, 1135–1144. <https://doi.org/10.1109/QRS-C55045.2021.00168>
- Poberezhna, A. (2018, October). Addressing Water Sustainability With Blockchain Technology and Green Finance. In *Transforming climate finance and green investment with blockchains* (pp. 189–196). Elsevier. <https://doi.org/10.1016/B978-0-12-814447-3.00014-8>
- Powell, L. M., Hendon, M., Mangle, A., & Wimmer, H. (2021). Awareness of Blockchain Usage, Structure, & Generation of Platform’s Energy Consumption: Working Towards a Greener Blockchain. *Issues in Information Systems*, 22(1), 114–123.

- Radford, A., & Narasimhan, K. (2018). Improving Language Understanding by Generative Pre-Training.
- Radford, A., Wu, J., Child, R., Luan, D., Amodei, D., & Sutskever, I. (2019). Language Models are Unsupervised Multitask Learners.
- Richardson, A., & Xu, J. (2020, May). Carbon Trading with Blockchain. In P. Pardalos, I. Kotsireas, Y. Guo, & W. Knottenbelt (Eds.), *2nd international conference of mathematical research for blockchain economy (marble)* (pp. 105–124). Springer Science; Business Media B.V. http://link.springer.com/10.1007/978-3-030-53356-4_7
- Roche, N., Hernandez, W., Chen, E., Siméon, J., Selman, D., & Project, A. (2021). Ergo - a programming language for Smart Legal Contracts. <http://arxiv.org/abs/2112.07064>
- Rose, S., Engel, D., Cramer, N., & Cowley, W. (2021). A SYSTEMATIC LITERATURE REVIEW OF AUTOMATIC KEYWORD EXTRACTION ALGORITHMS: TEXTRANK AND RAKE. *Text Mining: Applications and Theory*, 1–20. <https://doi.org/10.1002/9780470689646.CH1>
- Rucker, S., & Akbik, A. (2023). CleanCoNLL: A Nearly Noise-Free Named Entity Recognition Dataset. *Conference on Empirical Methods in Natural Language Processing*. <https://doi.org/10.48550/ARXIV.2310.16225>
- Sai, A. R., Buckley, J., Fitzgerald, B., & Gear, A. L. (2021). Taxonomy of centralization in public blockchain systems: A systematic literature review. *Information Processing and Management*, 58(4). <https://doi.org/10.1016/j.ipm.2021.102584>
- Sallam, A., Qahtani, F. A., & Gaid, A. S. (2021). Blockchain in Internet of Things: a Systematic Literature Review. *2021 International Conference of Technology, Science and Administration (ICTSA)*. <https://doi.org/10.1109/ICTSA52017.2021.9406545>
- Sanh, V., Debut, L., Chaumond, J., & Wolf, T. (2019). DistilBERT, a distilled version of BERT: smaller, faster, cheaper and lighter. *ArXiv*. <http://arxiv.org/abs/1910.01108>
- Sapkota, N., & Grobys, K. (2020). Blockchain consensus protocols, energy consumption and cryptocurrency prices. *Journal of Energy Markets*, 13(4), 117–139. <https://doi.org/10.21314/JEM.2020.221>
- Schepisi, M. S., Di Napoli, A., Ascutto, R., Vecchi, S., Mirisola, C., & Petrelli, A. (2021). The 2008 financial crisis and changes in lifestyle-related behaviors in Italy, Greece, Spain, and Portugal: A systematic review. *International Journal of Environmental Research and Public Health*, 18(16), 8734. <https://doi.org/10.3390/IJERPH18168734>
- Schinckus, C., Nguyen, C. P., & Ling, F. C. H. (2020). CRYPTO-CURRENCIES TRADING AND ENERGY CONSUMPTION. *International Journal of Energy Economics and Policy*, 10(3), 355–364. <https://doi.org/10.32479/IJEEP.9258>
- Schultz, T. (2021). All the research that's fit to print: Open access and the news media. *Quantitative Science Studies*, 2(3), 828–844. https://dx.doi.org/10.1162/qss_a_00139
- Schulz, K., & Feist, M. (2021). Leveraging blockchain technology for innovative climate finance under the Green Climate Fund. *Earth System Governance*, 7. <https://doi.org/10.1016/j.esg.2020.100084>
- Schwartz, D., Youngs, N., & Britto, A. (2014). The Ripple Protocol Consensus Algorithm.
- Sedlmeir, J., Buhl, H. U., Fridgen, G., & Keller, R. (2020). The Energy Consumption of Blockchain Technology: Beyond Myth. *Business and Information Systems Engineering*, 62(6), 599–608. <https://doi.org/10.1007/S12599-020-00656-X>
- Sedlmeir, J., Buhl, H. U., Fridgen, G., & Keller, R. (2021). Recent Developments in Blockchain Technology and their Impact on Energy Consumption. *Informatik-Spektrum*, 43(6), 391–404. <https://doi.org/10.1007/s00287-020-01321-z>

- Shah, K., Lathiya, D., Lukhi, N., Parmar, K., & Sanghvi, H. (2023). A systematic review of decentralized finance protocols. *International Journal of Intelligent Networks*, 4, 171–181. <https://doi.org/10.1016/J.IJIN.2023.07.002>
- Simone, L. D., Petracci, B., & Piva, M. (2022). Economic Sustainability, Innovation, and the ESG Factors: An Empirical Investigation. *Sustainability*, 14(4). <https://doi.org/10.3390/su14042270>
- Spasic, I., Ananiadou, S., McNaught, J., & Kumar, A. (2005). Text mining and ontologies in biomedicine: Making sense of raw text. *Briefings in Bioinformatics*, 6(3), 239–251. <https://doi.org/10.1093/BIB/6.3.239>
- Spychiger, F., Tasca, P., & Tessone, C. J. (2021). Unveiling the Importance and Evolution of Design Components Through the “Tree of Blockchain”. *Frontiers in Blockchain*, 3, 613476. <https://doi.org/10.3389/FBLOC.2020.613476>
- Steer, B., Arnold, N. A., Ba, C. T., Lambiotte, R., Yousaf, H., Jeub, L., Murariu, F., Kapoor, S., Rico, P., Chan, R., Chan, L., Alford, J., Clegg, R. G., Cuadrado, F., Barnes, M. R., Zhong, P., Pougué-Biyong, J., & Alnaimi, A. (2024). Raphtory: The temporal graph engine for Rust and Python. *Journal of Open Source Software*, 9(95), 5940. <https://doi.org/10.21105/JOSS.05940>
- Steer, B., Cuadrado, F., & Clegg, R. (2020). Raphtory: Streaming analysis of distributed temporal graphs. *Future Generation Computer Systems*, 102, 453–464. <https://doi.org/10.1016/J.FUTURE.2019.08.022>
- Stenetorp, P., Pyysalo, S., Topić, G., Ohta, T., Ananiadou, S., & Tsujii, J. (2012). BRAT: A Web-based tool for NLP-Assisted text annotation. *EACL 2012 - Proceedings of the Demonstrations at the 13th Conference of the European Chapter of the Association for Computational Linguistics*, 102–107. <https://aclanthology.org/E12-2021>
- Sun, W., Luo, Y., Yiu, S. M., Yu, L., & Ding, W. (2024). ESG scores, scandal probability, and event returns. *Financial Innovation*, 10(1), 1–21. <https://doi.org/10.1186/S40854-024-00635-1>
- Szabo, N. (1997). Formalizing and Securing Relationships on Public Networks. *First Monday*, 2(9). <https://doi.org/10.5210/FM.V2I9.548>
- Szabo, N. (2005). Bit gold.
- Tasca, P., & Tessone, C. J. (2017). Taxonomy of Blockchain Technologies. Principles of Identification and Classification. *Ledger*, 4, 1–39. <https://doi.org/10.5195/LEDGER.2019.140>
- Tedeschi, S., Maiorca, V., Campolungo, N., Cecconi, F., & Navigli, R. (2021). WikiNEuRal: Combined Neural and Knowledge-based Silver Data Creation for Multilingual NER. *Findings of the Association for Computational Linguistics, Findings of ACL: EMNLP 2021*, 2521–2533. <https://doi.org/10.18653/V1/2021.FINDINGS-EMNLP.215>
- Tjong, E. F., Sang, K., & De Meulder, F. (2003). Introduction to the CoNLL-2003 Shared Task: Language-Independent Named Entity Recognition. <https://aclanthology.org/W03-0419>
- Tjong, E. F., Sang, K., & Veenstra, J. (1999). Representing text chunks. *9th Conference of the European Chapter of the Association for Computational Linguistics, EACL 1999*, 173–179. <https://doi.org/10.3115/977035.977059>
- Vukolić, M. (2016). The quest for scalable blockchain fabric: Proof-of-work vs. BFT replication. *Lecture Notes in Computer Science (including subseries Lecture Notes in Artificial Intelligence and Lecture Notes in Bioinformatics)*, 9591.
- Wang, X., & Wang, Y. (2022). Sentence-Level Resampling for Named Entity Recognition. *NAACL 2022 - 2022 Conference of the North American Chapter of the Association for Compu-*

- tational Linguistics: Human Language Technologies, Proceedings of the Conference*, 2151–2165. <https://doi.org/10.18653/V1/2022.NAACL-MAIN.156>
- Wannenwetsch, K., Ostermann, I., Priel, R., Gerschner, F., & Theissler, A. (2023). Blockchain for Supply Chain Management: A Literature Review and Open Challenges. *Procedia Computer Science*, 225, 1312–1321. <https://doi.org/10.1016/J.PROCS.2023.10.119>
- Weischedel, R., Hovy, E., Marcus, M. P., & Palmer, M. (2017). OntoNotes : A Large Training Corpus for Enhanced Processing.
- Wu, W., Fu, Y., Wang, Z., Liu, X., Niu, Y., Li, B., & Huang, G. Q. (2022). Consortium blockchain-enabled smart ESG reporting platform with token-based incentives for corporate crowdsensing. *Computers and Industrial Engineering*, 172. <https://doi.org/10.1016/j.cie.2022.108456>
- Xu, J., Paruch, K., Cousaert, S., & Feng, Y. (2023). SoK: Decentralized Exchanges (DEX) with Automated Market Maker (AMM) Protocols. *ACM Computing Surveys*, 55(11), 1–50. <https://doi.org/10.1145/3570639>
- Xu, J., & Vadgama, N. (2022, January). From Banks to DeFi: the Evolution of the Lending Market. In N. Vadgama, J. Xu, & P. Tasca (Eds.), *Enabling the internet of value* (pp. 53–66). Springer. https://link.springer.com/10.1007/978-3-030-78184-2_6
- Zamani, E. D., & Babatsikos, I. (2017). The Use Of Bitcoins In Light Of The Financial Crisis: The Case Of Greece. <http://aisel.aisnet.org/mcis2017>
- Zeng, Q., Yu, M., Yu, W., Jiang, T., & Jiang, M. (2021). Validating Label Consistency in NER Data Annotation, 11–15. <https://doi.org/10.18653/V1/2021.EVAL4NLP-1.2>
- Zewde, N., & Crystal, S. (2022). Impact of the 2008 Recession on Wealth-Adjusted Income and Inequality for U.S. Cohorts. *The Journals of Gerontology Series B: Psychological Sciences and Social Sciences*, 77(4), 780. <https://doi.org/10.1093/GERONB/GBAB141>
- Zheng, Z., Xie, S., Dai, H. N., Chen, X., & Wang, H. (2018). Blockchain challenges and opportunities: A survey. *International Journal of Web and Grid Services*, 14(4), 352–375. <https://doi.org/10.1504/IJWGS.2018.095647>