
CERTIFIABLY OPTIMAL ROTATION AND POSE ESTIMATION BASED ON THE CAYLEY MAP

Timothy D. Barfoot
Robotics Institute
University of Toronto
tim.barfoot@utoronto.ca

Connor Holmes
Robotics Institute
University of Toronto
connor.holmes@mail.utoronto.ca

Frederike Dümbsen
Robotics Institute
University of Toronto
frederike.dumbgen@utoronto.ca

ABSTRACT

We present novel, tight, convex relaxations for rotation and pose estimation problems that can guarantee global optimality via strong Lagrangian duality. Some such relaxations exist in the literature for specific problem setups that assume the matrix von Mises-Fisher distribution (a.k.a., matrix Langevin distribution or chordal distance) for isotropic rotational uncertainty. However, another common way to represent uncertainty for rotations and poses is to define anisotropic noise in the associated Lie algebra. Starting from a noise model based on the Cayley map, we define our estimation problems, convert them to Quadratically Constrained Quadratic Programs (QCQPs), then relax them to Semidefinite Programs (SDPs), which can be solved using standard interior-point optimization methods. We first show how to carry out basic rotation and pose averaging. We then turn to the more complex problem of trajectory estimation, which involves many pose variables with both individual and inter-pose measurements (or motion priors). Our contribution is to formulate SDP relaxations for all these problems, including the identification of sufficient redundant constraints to make them tight. We hope our results can add to the catalogue of useful estimation problems whose global optimality can be guaranteed.

Keywords Rotation Estimation; Pose Estimation; Quadratically Constrained Quadratic Program; Semi-Definite Program; Lagrangian Duality; Cayley map

1 Introduction

State estimation is concerned with fusing several noisy measurements (and possibly a prior model) into a less noisy estimate of the state (e.g., position, velocity, orientation) of a vehicle, robot, or other object of interest. Real-world state estimation problems often involve measurement functions and motion models that are nonlinear with respect to the state. Alternatively, the state itself may not be an element of a vector space, such as the rotation of a rigid body. These challenging aspects typically mean that when we set up our estimator as an optimization, it is a *nonconvex* problem; the cost function, the feasible set, or both are not convex. Nonconvex optimization problems are in general much harder to solve than convex ones because they can have local minima and common gradient-based optimizers can easily become trapped therein.

For example, we might have a generic nonlinear least-squares problem such as

$$\min_{\mathbf{x}} \sum_{m=1}^M (\mathbf{y}_m - \mathbf{g}(\mathbf{x}))^T (\mathbf{y}_m - \mathbf{g}(\mathbf{x})), \quad (1)$$

where \mathbf{x} is the unknown state, \mathbf{y}_m are noisy measurements, and $\mathbf{g}(\cdot)$ is a measurement function. If $\mathbf{g}(\cdot)$ is linear in \mathbf{x} , then this problem is convex, but otherwise it often is not. Using gradient descent or Gauss-Newton to solve this problem

means we usually require a good initial guess for \mathbf{x} to arrive at the global minimum. What if such an initial guess is not available? Could we solve a problem such as this one globally without such a guess? It turns out the answer may be yes, depending on the specific problem to be solved.

There has been quite a bit of work in robotics and computer vision aimed at the idea of solving estimation problems globally. Most of these works employ sophisticated tools from the optimization literature to achieve this. In particular, *Lagrangian duality* is used to derive *convex relaxations*, which can be solved globally. Boyd and Vandenberghe (2004, §5) provide the necessary background on duality theory. We will be following a common pathway where we first convert our nonconvex optimization problem into another nonconvex form called a Quadratically Constrained Quadratic Program (QCQP); from here we relax this to a (convex) Semidefinite Program (SDP), amenable to off-the-shelf solvers (e.g., the interior-point-based SDP solver in mosek (ApS, 2019)). Theoretically, SDPs admit polynomial-time solutions because they are convex; in practice, modern SDP problems with a few thousand variables can be solved in reasonable time but struggle to scale up beyond this. Our contribution in this paper is to show that we can solve a set of estimation problems involving rotations and poses globally, using these convex relaxation tools; the novelty lies in the fact that our particular problems have not been examined in this globally optimal framework before. As the title suggests, we rely on the *Cayley map* to help in the first part of the process, converting our problems to QCQPs.

As mentioned, the convex relaxation procedure we employ is not new (Parrilo, 2003). Cifuentes et al. (2022) provides a nice overview of some common problems in computer vision and robotics where these tools have been applied before, as well as providing a rationale for why they are so effective. One of the first and still common problems to be investigated was *rotation synchronization*¹ (Bandeira et al., 2017; Eriksson et al., 2018, 2019; Dellaert et al., 2020); here several rotations are linked through noisy relative rotation measurements. Rotation synchronization turns out to be the nucleus of several of the other problems under study including *pose-graph optimization* (Briales and Gonzalez-Jimenez, 2017a; Carlone and Calafiore, 2018; Rosen et al., 2019; Tian et al., 2021), *point-set registration* (Chaudhury et al., 2015; Iglesias et al., 2020; Yang et al., 2020), *calibration* (Giamou et al., 2019; Wise et al., 2020), and *landmark-based Simultaneous Localization and Mapping (SLAM)* (Holmes and Barfoot, 2023). Rotation synchronization and its cousins have been shown to admit fast solutions through low-rank factorizations (Rosen et al., 2019). More recently, other measurement models such as *range sensing* have also been incorporated into globally certifiable problems (Papalia et al., 2022; Dümbsen et al., 2022).

A common thread that ties most of the existing literature together is that the *chordal distance* is used to construct the terms of the cost function that involve rotation variables. Viewed through a probabilistic lens, the chordal distance is related to the matrix Langevin or matrix von Mises-Fisher distribution, whose density can be written in the form

$$p(\mathbf{C}) \propto \exp \left(-\frac{1}{2} \sigma^{-1} \text{tr} ((\mathbf{C} - \bar{\mathbf{C}})(\mathbf{C} - \bar{\mathbf{C}})^T) \right), \quad (2)$$

where \mathbf{C} is on the Stiefel manifold of orthonormal matrices (e.g., a rotation matrix), $\bar{\mathbf{C}}$ is the mode, and $\sigma > 0$ is a scalar concentration parameter; this distribution is isotropic, which is one limitation we aim to overcome in this work. This is not the only way to represent rotational uncertainty. Another common way is to use exponential coordinates (Long et al., 2013; Barfoot and Furgale, 2014; Barfoot, 2017), where a rotational distribution can have a density of the form

$$p(\mathbf{C}) \propto \exp \left(-\frac{1}{2} \ln(\mathbf{C}\bar{\mathbf{C}}^T)^{\vee T} \Sigma^{-1} \ln(\mathbf{C}\bar{\mathbf{C}}^T)^{\vee} \right), \quad (3)$$

where \mathbf{C} is a member of the matrix Lie group $SO(3)$, $\bar{\mathbf{C}}$ is also a member of $SO(3)$ and represents the mean, and Σ is an anisotropic matrix covariance. We also have $\exp(\cdot)$ as the matrix exponential, $\ln(\cdot)$ the matrix logarithm, and \vee a Lie algebra operator detailed a bit later in the paper. Here we are essentially defining a Gaussian distribution in the vector space of the Lie algebra associated with $SO(3)$ and then mapping the uncertainty to the Lie group through the matrix exponential. This allows for anisotropic distributions and the same approach can be easily extended to any matrix Lie group, such as the special Euclidean group $SE(3)$ that represents poses (Barfoot and Furgale, 2014). Our aim in this paper is to present some novel convex relaxations where rotational uncertainty is defined closer to this exponential coordinate model; to achieve this, we use the Cayley map, which is quite close to the exponential map for small-to-moderate rotational uncertainty. Our Cayley distributions will have the form

$$p(\mathbf{C}) \propto \text{cay} \left(-\frac{1}{2} \text{cay}^{-1}(\mathbf{C}\bar{\mathbf{C}}^T)^{\vee T} \Sigma^{-1} \text{cay}^{-1}(\mathbf{C}\bar{\mathbf{C}}^T)^{\vee} \right), \quad (4)$$

where $\text{cay}(\cdot)$ is the Cayley map. This also allows us to define our optimization problems directly on $SE(3)$ rather than $SO(3) \times \mathbb{R}^3$ when poses are involved. To our knowledge, the examination of global optimality for state estimation problems where rotational (and pose) uncertainty is defined in this way has not been explored previously in the literature.

¹Some authors instead use the term ‘rotation averaging’, whereas we use rotation averaging to mean the process of fusing several noisy measurements of a single rotation into an estimate.

This paper is organized as follows. In Section 2 we review the relevant mathematical background including Lie groups, the Cayley map, and the convex relaxation procedure that we will employ. Section 3 presents the basic problems of averaging a number of noisy rotation or pose measurements. In Section 4, we expand the method to include discrete-time trajectory estimation of several poses based on individual and inter-pose measurements. Section 5 expands this to include so-called continuous-time trajectory estimation where we have a smoothing assumption on the trajectory and estimate both pose and twist at each state. In each of Sections 3 to 5, we provide experimental results that demonstrate the viability of our convex relaxations to find globally optimal solutions. Section 6 concludes the paper and Appendix A presents the baseline local solvers to which we compare our new global estimates.

2 Mathematical Background

We begin by reviewing the relevant background concepts for the paper including Lie groups, the Cayley map, and convex relaxations of nonconvex optimization problems via Lagrangian duality.

2.1 Lie Groups for Rotations and Poses

The *special orthogonal group*, representing rotations, is the set of valid rotation matrices:

$$SO(3) = \{ \mathbf{C} \in \mathbb{R}^{3 \times 3} \mid \mathbf{C}\mathbf{C}^T = \mathbf{I}, \det(\mathbf{C}) = 1 \}, \quad (5)$$

where \mathbf{I} is the identity matrix. It is common to map a vector, $\phi \in \mathbb{R}^3$, to a rotation matrix, \mathbf{C} , through the matrix exponential,

$$\mathbf{C}(\phi) = \exp(\phi^\wedge), \quad (6)$$

where $(\cdot)^\wedge$ is the skew-symmetric operator,

$$\phi^\wedge = \begin{bmatrix} \phi_1 \\ \phi_2 \\ \phi_3 \end{bmatrix}^\wedge = \begin{bmatrix} 0 & -\phi_3 & \phi_2 \\ \phi_3 & 0 & -\phi_1 \\ -\phi_2 & \phi_1 & 0 \end{bmatrix}, \quad (7)$$

and $\phi = \varphi \mathbf{a} \in \mathbb{R}^3$, the product of the angle and unit axis of rotation. The mapping is surjective-only, meaning every \mathbf{C} can be produced by many different values for ϕ .

The *special Euclidean group*, representing poses (i.e., translation and rotation), is the set of valid transformation matrices:

$$SE(3) = \left\{ \mathbf{T} = \begin{bmatrix} \mathbf{C} & \mathbf{r} \\ \mathbf{0}^T & 1 \end{bmatrix} \in \mathbb{R}^{4 \times 4} \mid \mathbf{C} \in SO(3), \mathbf{r} \in \mathbb{R}^3 \right\}. \quad (8)$$

It is again common to map a vector, $\xi \in \mathbb{R}^6$, to a transformation matrix, $\mathbf{T} \in SE(3)$, through the matrix exponential,

$$\mathbf{T}(\xi) = \exp(\xi^\wedge), \quad (9)$$

where we have overloaded the \wedge operator as

$$\xi^\wedge = \begin{bmatrix} \rho \\ \phi \end{bmatrix}^\wedge = \begin{bmatrix} \phi^\wedge & \rho \\ \mathbf{0}^T & 0 \end{bmatrix}. \quad (10)$$

Notationally, we will use \vee to mean the inverse operation of \wedge . As is common practice (Barfoot, 2017), we have broken the pose vector, ξ , into a translational component, ρ , and a rotational component, ϕ . The mapping is also surjective-only, meaning every \mathbf{T} can be produced by many different values for ξ .

Finally, the *adjoint* of pose is given by

$$\mathcal{T}(\xi) = \text{Ad}(\mathbf{T}) = \begin{bmatrix} \mathbf{C} & \mathbf{r}^\wedge \mathbf{C} \\ \mathbf{0} & \mathbf{C} \end{bmatrix}, \quad (11)$$

which is now 6×6 . We will refer to the set of adjoints as $\text{Ad}(SE(3))$. We can map a vector, $\xi \in \mathbb{R}^6$, to an adjoint transformation matrix again through the matrix exponential map:

$$\mathcal{T}(\xi) = \exp(\xi^\wedge), \quad (12)$$

where

$$\xi^\wedge = \begin{bmatrix} \rho \\ \phi \end{bmatrix}^\wedge = \begin{bmatrix} \phi^\wedge & \rho^\wedge \\ \mathbf{0} & \phi^\wedge \end{bmatrix}. \quad (13)$$

Notationally, we will use Υ to mean the inverse operation of \wedge . The mapping is again surjective-only, meaning every \mathcal{T} can be produced by many different values for ξ .

2.2 Cayley Map

While the exponential map is the canonical way to map from a Lie algebra (vector space) to a Lie group, it is not the only possibility. There are in fact infinitely many such vectorial mappings for $SO(3)$ (Bauchau and Trainelli, 2003), $SE(3)$ (Barfoot et al., 2022), and $\text{Ad}(SE(3))$ (Bauchau and Choi, 2003; Bauchau, 2011).

In particular, it is well known that for the Cayley-Gibbs-Rodrigues parameterization of rotation we can write the rotation matrix in terms of the Cayley map, $\text{cay}(\mathbf{A}) = (\mathbf{I} - \frac{1}{2}\mathbf{A})^{-1}(\mathbf{I} + \frac{1}{2}\mathbf{A})$, according to (Borri et al., 2000; Bauchau and Trainelli, 2003):

$$\mathbf{C}(\phi) = \text{cay}(\phi^\wedge) = \left(\mathbf{I} - \frac{1}{2}\phi^\wedge\right)^{-1} \left(\mathbf{I} + \frac{1}{2}\phi^\wedge\right), \quad \phi = \text{cay}^{-1}(\mathbf{C})^\vee = (2(\mathbf{C} - \mathbf{I})(\mathbf{C} + \mathbf{I})^{-1})^\vee, \quad (14)$$

for some $\phi = 2 \tan \frac{\varphi}{2} \mathbf{a} \in \mathbb{R}^3$ with φ the rotation angle and \mathbf{a} the unit axis. Borri et al. (2000) and later Selig (2007) demonstrated that the Cayley map can also be used to map pose vectors to $SE(3)$ according to

$$\mathbf{T}(\xi) = \text{cay}(\xi^\wedge) = \left(\mathbf{I} - \frac{1}{2}\xi^\wedge\right)^{-1} \left(\mathbf{I} + \frac{1}{2}\xi^\wedge\right), \quad \xi = \text{cay}^{-1}(\mathbf{T})^\vee = (2(\mathbf{T} - \mathbf{I})(\mathbf{T} + \mathbf{I})^{-1})^\vee, \quad (15)$$

for some $\xi \in \mathbb{R}^6$. Although we will not need it, the Cayley map can be used to map pose vectors to $\text{Ad}(SE(3))$ according to

$$\mathcal{T}(\xi) = \text{cay}(\xi^\wedge) = \left(\mathbf{I} - \frac{1}{2}\xi^\wedge\right)^{-1} \left(\mathbf{I} + \frac{1}{2}\xi^\wedge\right), \quad \xi = \text{cay}^{-1}(\mathcal{T})^\vee = (2(\mathcal{T} - \mathbf{I})(\mathcal{T} + \mathbf{I})^{-1})^\vee. \quad (16)$$

Disappointingly, Selig (2007) demonstrates that starting from the same ξ and applying (15) and (16) does not result in an equivalent transformation, i.e., $\mathcal{T}(\xi) \neq \text{Ad}(\mathbf{T}(\xi))$; the commutative property for adjoints does not hold. Nevertheless, we shall not require this property here.

The Cayley map has been used in the past for rotation and pose estimation (Mortari et al., 2007; Majji et al., 2011; Junkins et al., 2011; Wong and Majji, 2016; Wong et al., 2018; Qian et al., 2020; Barfoot et al., 2022), typically to parameterize rotations or poses thereby creating a simpler unconstrained quadratic optimization problem. The drawback of these approaches is that they are still subject to singularities and local minima. Here will use the Cayley map in a quite different way to help achieve global optimality. The Cayley map has also been used to achieve global optimality in the perspective- n -point (PnP) problem (Nakano, 2015; Wang et al., 2022); we take a quite different approach, however, through the use of convex relaxations.

2.3 Convex Relaxations

We next summarize the key optimization tools that we will use. Boyd and Vandenberghe (2004) provide the appropriate background. Suppose that we have a nonconvex optimization problem of the form

$$\begin{aligned} \min \quad & f(\mathbf{z}) \\ \text{w.r.t.} \quad & \mathbf{z} \\ \text{s.t.} \quad & g_i(\mathbf{z}) = 0 \quad (\forall i) \end{aligned} \quad (17)$$

We attempt to introduce appropriate nonlinear substitution variables, \mathbf{x} , to replace \mathbf{z} so that both the objective and the constraints can be written in a standard, homogeneous, quadratic form:

$$\begin{aligned} \min \quad & \mathbf{x}^T \mathbf{Q} \mathbf{x} \\ \text{w.r.t.} \quad & \mathbf{x} \\ \text{s.t.} \quad & \mathbf{x}^T \mathbf{A}_0 \mathbf{x} = 1 \\ & \mathbf{x}^T \mathbf{A}_i \mathbf{x} = 0 \quad (\forall i \neq 0) \end{aligned} \quad (18)$$

This problem is a Quadratically Constrained Quadratic Program (QCQP), which is still nonconvex and typically of higher dimension than the original problem, but possesses more exploitable structure. Next, by defining $\mathbf{X} = \mathbf{x}\mathbf{x}^T$, we rewrite this problem exactly as

$$\begin{aligned} \min \quad & \text{tr}(\mathbf{Q}\mathbf{X}) \\ \text{w.r.t.} \quad & \mathbf{X} \\ \text{s.t.} \quad & \mathbf{X} \succeq 0 \\ & \text{rank}(\mathbf{X}) = 1 \\ & \text{tr}(\mathbf{A}_0\mathbf{X}) = 1 \\ & \text{tr}(\mathbf{A}_i\mathbf{X}) = 0 \quad (\forall i \neq 0) \end{aligned} \quad (19)$$

Finally, if we drop the $\text{rank}(\mathbf{X}) = 1$ constraint, we have a *convex relaxation* of the problem in the form of a Semidefinite Program (SDP):

$$\begin{aligned} \min \quad & \text{tr}(\mathbf{Q}\mathbf{X}) \\ \text{w.r.t.} \quad & \mathbf{X} \\ \text{s.t.} \quad & \mathbf{X} \succeq 0 \\ & \text{tr}(\mathbf{A}_0\mathbf{X}) = 1 \\ & \text{tr}(\mathbf{A}_i\mathbf{X}) = 0 \quad (\forall i \neq 0) \end{aligned} \quad (20)$$

This is known as *Shor's relaxation* (Shor, 1987). If the solution to this problem happens to result in $\text{rank}(\mathbf{X}) = 1$, then we have a guarantee that we also have a global solution to the original problem, \mathbf{x} . Since SDPs are convex problems, we can attempt to use standard solvers, such as interior-point methods, to solve them numerically. While there are tractability issues to be addressed to scale up to very large problem instances, we will see that for the problems in this paper, this approach is viable for nontrivial problem sizes.

Unfortunately, for most problems in this paper, Shor's relaxation is not *tight* out of the box. In this paper, tightness means $\text{rank}(\mathbf{X}) = 1$ (and therefore that the optimal cost matches that of the original problem). However, there is still a way forward. We can attempt to introduce additional so-called *redundant constraints* to tighten up the relaxation (Anstreicher and Wolkowicz, 2000; Briales and Gonzalez-Jimenez, 2017b; Yang and Carlone, 2022). These constraints do not affect the feasible set of the original optimization problem, but they do reduce the feasible set of the SDP in order to tighten it. Our problem is then

$$\begin{aligned} \min \quad & \text{tr}(\mathbf{Q}\mathbf{X}) \\ \text{w.r.t.} \quad & \mathbf{X} \\ \text{s.t.} \quad & \mathbf{X} \succeq 0 \\ & \text{tr}(\mathbf{A}_0\mathbf{X}) = 1 \\ & \text{tr}(\mathbf{A}_i\mathbf{X}) = 0 \quad (\forall i \neq 0) \\ (\text{redundant}) \quad & \text{tr}(\mathbf{B}_j\mathbf{X}) = 0 \quad (\forall j \neq 0) \end{aligned} \quad (21)$$

where the \mathbf{B}_j encapsulate these additional redundant constraints. In theory, Lasserre (2001) tells us how to tighten our SDP, if possible, by adding a progression of variables and constraints, but adding too many constraints can be computationally expensive and in practice not necessary for tightness. On the other hand, devising a sufficient set of constraints can be challenging by trial and error. In our concurrent work, we have been developing a tool to automatically find such constraints (Dümbgen et al., 2023), which we used to help identify some of the constraints reported in this paper. In all of the pose estimation problems to follow, we do require redundant constraints and we will be explicit in enumerating ones that in practice result in tight SDP relaxations of our problems. This could be viewed as the core contribution of the paper.

3 Averaging

We will build up our optimization problems gradually starting with simply ‘averaging’ several noisy estimates of rotation or pose.

3.1 Rotation Averaging

In order to average M rotations, we could set up an optimization problem as

$$\begin{aligned} \min \quad & \sum_{m=1}^M \ln \left(\mathbf{C} \tilde{\mathbf{C}}_m^T \right)^{\vee T} \mathbf{W}_m \ln \left(\mathbf{C} \tilde{\mathbf{C}}_m^T \right)^{\vee} \\ \text{w.r.t.} \quad & \mathbf{C} \\ \text{s.t.} \quad & \mathbf{C} \in SO(3) \end{aligned} \quad (22)$$

where $\tilde{\mathbf{C}}_m \in SO(3)$ are the noisy rotations to be averaged and \mathbf{W}_m is a matrix weight. This type of cost function is used frequently in rotational estimation problems (Barfoot, 2017) and can represent a maximum-likelihood problem when the generative model for the noisy measurements is of the form

$$\tilde{\mathbf{C}}_m = \exp(\phi_m^\wedge) \mathbf{C}, \quad \phi_m \sim \mathcal{N}(\mathbf{0}, \mathbf{W}_m^{-1}). \quad (23)$$

Alternatively, we can view our cost as the negative log-likelihood of the joint distribution of the measurements if each obeys (3). The trouble is that the matrix exponential and logarithm are difficult expressions to manipulate into the QCQP form we seek.

This is where the main insight of the paper comes in. We can substitute the Cayley map for the exponential map without too much effect on the stated problem. Figure 1 shows the same input uncertainty mapped to output uncertainty for the

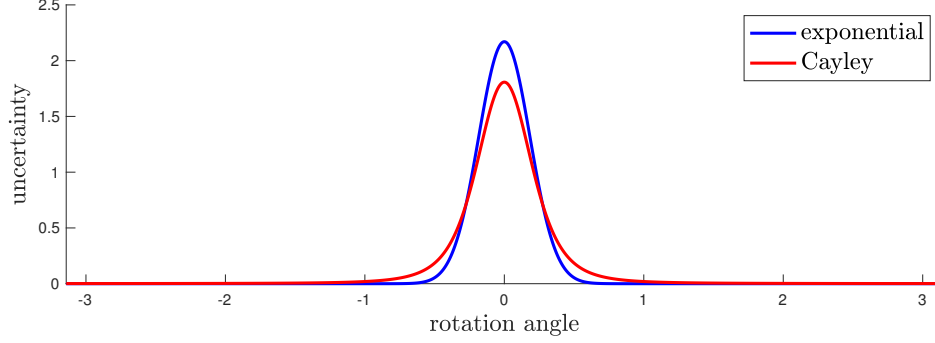


Figure 1: Comparison of uncertainty on rotation angle, φ , for the exponential and Cayley maps, for the same Gaussian uncertainty on input, ϕ . In other words, we defined a Gaussian in \mathbb{R}^3 , mapped this to $SO(3)$ through the two maps, which we restrict to angle of rotation for the purpose of plotting. They are nearly identical for small uncertainty so a large uncertainty was used here to exaggerate the difference.

exponential and Cayley maps; they are quite similar and nearly identical for small uncertainty. Our generative model for noisy rotations becomes

$$\tilde{\mathbf{C}}_m = \text{cay}(\hat{\phi}_m^{\wedge}) \mathbf{C}, \quad \phi_m \sim \mathcal{N}(\mathbf{0}, \mathbf{W}_m^{-1}), \quad (24)$$

and so our optimization problem can be restated as

$$\begin{aligned} \min \quad & \sum_{m=1}^M \text{cay}^{-1}(\mathbf{C} \tilde{\mathbf{C}}_m^T)^{\vee T} \mathbf{W}_m \text{cay}^{-1}(\mathbf{C} \tilde{\mathbf{C}}_m^T)^{\vee} \\ \text{w.r.t.} \quad & \mathbf{C} \\ \text{s.t.} \quad & \mathbf{C} \in SO(3) \end{aligned} \quad (25)$$

Now our cost represents the negative log-likelihood of the joint distribution of the measurements, assuming each obeys (4). Turning this into a QCQP is then fairly easy:

$$\begin{aligned} \min \quad & \sum_{m=1}^M \phi_m^T \mathbf{W}_m \phi_m \\ \text{w.r.t.} \quad & \mathbf{c}_1, \mathbf{c}_2, \mathbf{c}_3, \phi_m \quad (\forall m) \\ \text{s.t.} \quad & \mathbf{c}_i^T \mathbf{c}_j = \delta_{ij} \quad (\forall i, j) \\ & (\mathbf{I} - \frac{1}{2} \hat{\phi}_m^{\wedge}) \mathbf{c}_i = (\mathbf{I} + \frac{1}{2} \hat{\phi}_m^{\wedge}) \tilde{\mathbf{c}}_{m,i} \quad (\forall i, m) \end{aligned} \quad (26)$$

where δ_{ij} is the Kronecker delta and

$$\mathbf{C} = [\mathbf{c}_1 \quad \mathbf{c}_2 \quad \mathbf{c}_3], \quad \tilde{\mathbf{C}}_m = [\tilde{\mathbf{c}}_{m,1} \quad \tilde{\mathbf{c}}_{m,2} \quad \tilde{\mathbf{c}}_{m,3}]. \quad (27)$$

We have essentially introduced variables, ϕ_m , for the residual errors of each term in the cost and used these to connect \mathbf{C} to each $\tilde{\mathbf{C}}_m$ through the Cayley map; by bringing the inverse factor of the Cayley map to the other side, this becomes a quadratic constraint. Thus we have both a quadratic cost and quadratic constraints and hence a QCQP. The dimension of the problem is now higher since we must now optimize over \mathbf{C} and all the ϕ_m ; however, we can follow the approach of Section 2.3 to produce a SDP relaxation of the problem. Note, we have quietly dropped the $\det(\mathbf{C}) = 1$ constraint on the rotation and will simply check it at the end²; our optimization then only guarantees $\mathbf{C} \in O(3)$ not $SO(3)$. We leave the details of manipulating (26) into the standard form of (20) to the reader. We did not find any redundant constraints were necessary to tighten this relaxation; the SDP solution produced remains rank 1 in practice for reasonably high amounts of noise.

The details of a baseline local solver can be found in the appendix. For the global (SDP) solver we used `cvx` in Matlab with `mosek` (ApS, 2019). The solution costs of the global and local solvers agree to high precision if a good initial guess is given to the local solver. Figure 2 provides an example where the local solver converges from a poor initial guess to local minimum, while the global solver finds the optimal solution near the groundtruth. Figure 3 provides a quantitative study of the tightness of the SDP solution with increasing measurement noise; we selected the measurement covariance as $\mathbf{W}_m^{-1} = \sigma^2 \mathbf{I}$, with σ increasing. To gauge numerically whether the SDP solution, \mathbf{X} , is rank 1, we define the *logarithmic Singular Value Ratio (SVR)* as the base-10 logarithm of the ratio of the largest to second-largest singular values of \mathbf{X} ; we consider a log SVR above 5 to represent rank 1. We see there is a large range for the noise over which the local solver can become trapped in a local minimum while the global solver remains rank 1. With $M = 10$ rotations to be averaged, the local solver took on average 0.024s while the SDP solver took on average 0.35s.

²This is also a relaxation of the problem, but one that has been shown to often be tight in practice (Rosen et al., 2019).

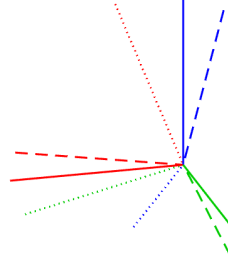


Figure 2: *Rotation Averaging*: An example of noisy rotation averaging where the randomly initialized local solver (dotted) becomes trapped in a poor local minimum while the global solver (dashed) finds the correct global solution, which is closer to the groundtruth rotation (solid).

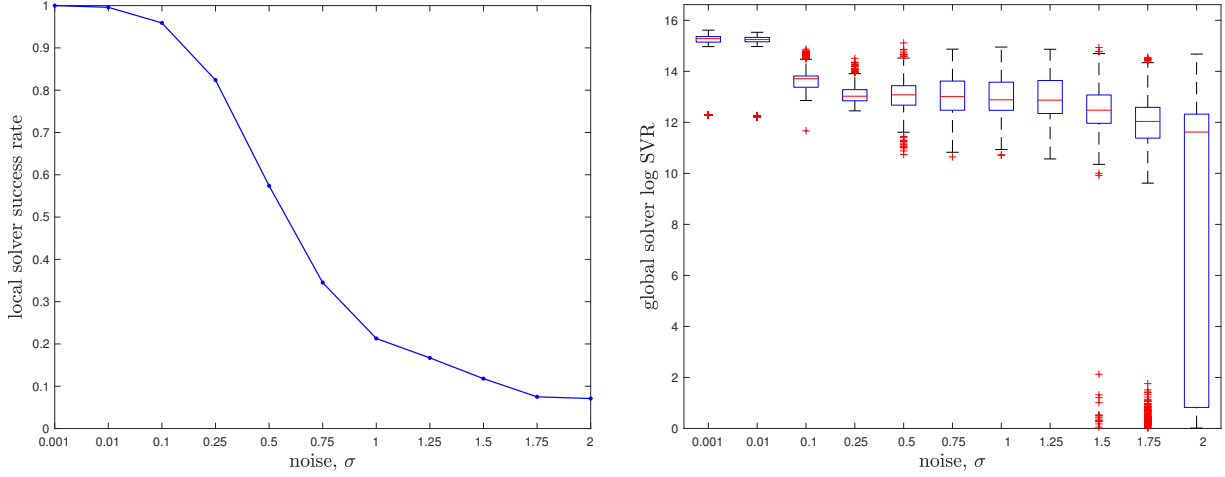


Figure 3: *Rotation Averaging*: A quantitative evaluation of the tightness of the rotation averaging problem with increasing measurement noise level, σ . At each noise level, we conducted 1000 trials of averaging 10 noisy rotations. (left) The local solver (randomly initialized) becomes trapped in a local minimum with increasing frequency as the measurement noise is increased. (right) Boxplots of the log SVR of the SDP solution show that the global solution remains highly rank 1 over a wide range of measurement noise values (we consider log SVR above 5 to be rank 1).

3.2 Pose Averaging

Pose averaging follows a very similar approach to the previous section. An optimization problem based on the Cayley map can be stated as

$$\begin{aligned} \min \quad & \sum_{m=1}^M \text{cay}^{-1} \left(\mathbf{T} \tilde{\mathbf{T}}_m^{-1} \right)^{\vee^T} \mathbf{W}_m \text{cay}^{-1} \left(\mathbf{T} \tilde{\mathbf{T}}_m^{-1} \right)^{\vee}, \\ \text{w.r.t.} \quad & \mathbf{T} \\ \text{s.t.} \quad & \mathbf{T} \in SE(3) \end{aligned} \quad (28)$$

where $\tilde{\mathbf{T}}_m$ are noisy pose measurements with matrix weights, \mathbf{W}_m .

We convert the residual pose errors, $\xi_m = \text{cay}^{-1} \left(\mathbf{T} \tilde{\mathbf{T}}_m^{-1} \right)^{\vee}$, to variables and now our optimization can be stated as

$$\begin{aligned} \min \quad & \sum_{m=1}^M \xi_m^T \mathbf{W}_m \xi_m \\ \text{w.r.t.} \quad & \mathbf{T}, \xi_m \quad (\forall m) \\ \text{s.t.} \quad & \mathbf{C}^T \mathbf{C} = \mathbf{I} \\ & \left(\mathbf{I} - \frac{1}{2} \xi_m^\wedge \right) \mathbf{T} = \left(\mathbf{I} + \frac{1}{2} \xi_m^\wedge \right) \tilde{\mathbf{T}}_m \quad (\forall m) \end{aligned} \quad (29)$$

where we have again dropped the $\det(\mathbf{C}) = 1$ constraint. Since the bottom row of a transformation matrix is constant, we can parameterize it in the following way

$$\mathbf{T} = \begin{bmatrix} \mathbf{C} & \mathbf{r} \\ \mathbf{0}^T & 1 \end{bmatrix} = \begin{bmatrix} \mathbf{c}_1 & \mathbf{c}_2 & \mathbf{c}_3 & \mathbf{r} \\ 0 & 0 & 0 & 1 \end{bmatrix}, \quad \tilde{\mathbf{T}}_m = \begin{bmatrix} \tilde{\mathbf{C}}_m & \mathbf{r}_m \\ \mathbf{0}^T & 1 \end{bmatrix} = \begin{bmatrix} \tilde{\mathbf{c}}_{m,1} & \tilde{\mathbf{c}}_{m,2} & \tilde{\mathbf{c}}_{m,2} & \tilde{\mathbf{r}}_m \\ 0 & 0 & 0 & 1 \end{bmatrix}, \quad \xi_m = \begin{bmatrix} \rho_m \\ \phi_m \end{bmatrix}, \quad (30)$$

and then rewrite the optimization problem using the minimal set of variables as

$$\begin{aligned}
 \min \quad & \sum_{m=1}^M \xi_m^T \mathbf{W}_m \xi_m \\
 \text{w.r.t.} \quad & \mathbf{c}_i, \mathbf{r}, \boldsymbol{\rho}_m, \phi_m \quad (\forall i, m) \\
 \text{s.t.} \quad & \mathbf{c}_i^T \mathbf{c}_j = \delta_{ij} \quad (\forall i, j) \\
 & (\mathbf{I} - \frac{1}{2} \phi_m^\wedge) \mathbf{c}_i = (\mathbf{I} + \frac{1}{2} \phi_m^\wedge) \tilde{\mathbf{c}}_{m,i} \quad (\forall i, m) \\
 & (\mathbf{I} - \frac{1}{2} \phi_m^\wedge) \mathbf{r} = (\mathbf{I} + \frac{1}{2} \phi_m^\wedge) \tilde{\mathbf{r}}_m + \boldsymbol{\rho}_m \quad (\forall m)
 \end{aligned} \tag{31}$$

This is now a QCQP, but unfortunately when we relax to a SDP, it is not always tight. We found that introducing specific redundant constraints for each m tightens the problem nicely. One such useful constraint can be found by premultiplying the last constraint in (31) by \mathbf{r}^T whereupon

$$\mathbf{r}^T \mathbf{r} - \frac{1}{2} \underbrace{\mathbf{r}^T \phi_m^\wedge \mathbf{r}}_0 = \mathbf{r}^T \tilde{\mathbf{r}}_m - \frac{1}{2} \mathbf{r}^T \tilde{\mathbf{r}}_m^\wedge \phi_m + \mathbf{r}^T \boldsymbol{\rho}_m. \tag{32}$$

The key is that the second cubic term vanishes, leaving a new quadratic constraint that it is not simply a trivial linear combination of the existing constraints (Yang and Carlone, 2022). However, this constraint redundant because it does not restrict the original feasible set at all. However, in the lifted SDP space it serves to restrict the feasible set and ultimately tighten the relaxation. Another useful redundant constraint can be formed by combining the last two of (31); the second last can be written as

$$\frac{1}{2} (\mathbf{c}_i + \tilde{\mathbf{c}}_{m,i})^T \phi_m^\wedge = -(\mathbf{c}_i - \tilde{\mathbf{c}}_{m,i})^T, \tag{33}$$

while the last can be premultiplied by $(\mathbf{c}_i + \tilde{\mathbf{c}}_{m,i})^T$ and written as

$$(\mathbf{c}_i + \tilde{\mathbf{c}}_{m,i})^T (\mathbf{r} - \tilde{\mathbf{r}}_m) = \underbrace{\frac{1}{2} (\mathbf{c}_i + \tilde{\mathbf{c}}_{m,i})^T \phi_m^\wedge (\mathbf{r} + \tilde{\mathbf{r}}_m)}_{-(\mathbf{c}_i - \tilde{\mathbf{c}}_{m,i})^T} + (\mathbf{c}_i + \tilde{\mathbf{c}}_{m,i})^T \boldsymbol{\rho}_m. \tag{34}$$

After performing the indicated substitution, this becomes

$$\frac{1}{2} (\mathbf{c}_i + \tilde{\mathbf{c}}_{m,i})^T \boldsymbol{\rho}_m = \mathbf{c}_i^T \mathbf{r} - \tilde{\mathbf{c}}_{m,i}^T \tilde{\mathbf{r}}_m, \tag{35}$$

which is once again a quadratic constraint.

Summarizing, the following QCQP offers a reasonably tight SDP relaxation in practice:

$$\begin{aligned}
 \min \quad & \sum_{m=1}^M \xi_m^T \mathbf{W}_m \xi_m \\
 \text{w.r.t.} \quad & \mathbf{c}_i, \mathbf{r}, \boldsymbol{\rho}_m, \phi_m \quad (\forall i, m) \\
 \text{s.t.} \quad & \mathbf{c}_i^T \mathbf{c}_j = \delta_{ij} \quad (\forall i, j) \\
 & (\mathbf{I} - \frac{1}{2} \phi_m^\wedge) \mathbf{c}_i = (\mathbf{I} - \frac{1}{2} \phi_m^\wedge) \tilde{\mathbf{c}}_{m,i} \quad (\forall i, m) \\
 & (\mathbf{I} - \frac{1}{2} \phi_m^\wedge) \mathbf{r} = (\mathbf{I} + \frac{1}{2} \phi_m^\wedge) \tilde{\mathbf{r}}_m + \boldsymbol{\rho}_m \quad (\forall m) \\
 \text{(redundant)} \quad & \frac{1}{2} (\mathbf{c}_i + \tilde{\mathbf{c}}_{m,i})^T \boldsymbol{\rho}_m = \mathbf{c}_i^T \mathbf{r} - \tilde{\mathbf{c}}_{m,i}^T \tilde{\mathbf{r}}_m \quad (\forall i, m) \\
 & \mathbf{r}^T \mathbf{r} = \mathbf{r}^T \tilde{\mathbf{r}}_m - \frac{1}{2} \mathbf{r}^T \tilde{\mathbf{r}}_m^\wedge \phi_m + \mathbf{r}^T \boldsymbol{\rho}_m \quad (\forall m)
 \end{aligned} \tag{36}$$

We leave it to the reader to manipulate this into the standard form of (21).

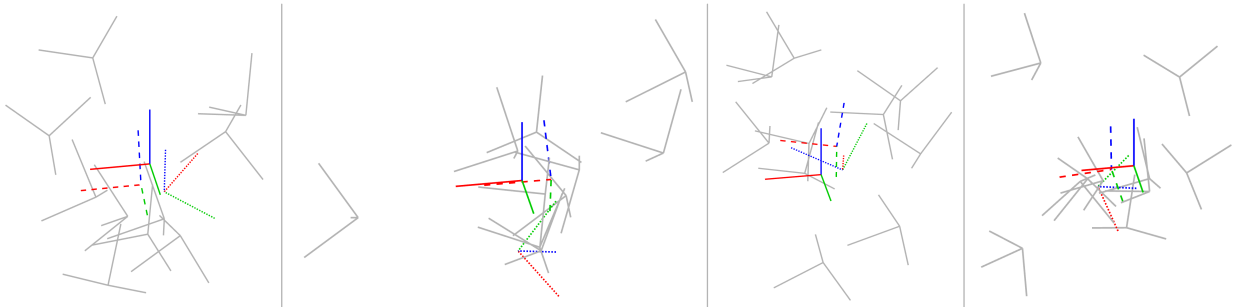


Figure 4: *Pose Averaging*: Four examples of noisy pose averaging where the randomly initialized local solver (dotted) becomes trapped in a poor local minimum while the global solver (dashed) finds the correct solution, which is closer to the groundtruth pose (solid). The noisy pose measurements being averaged are shown in grey.

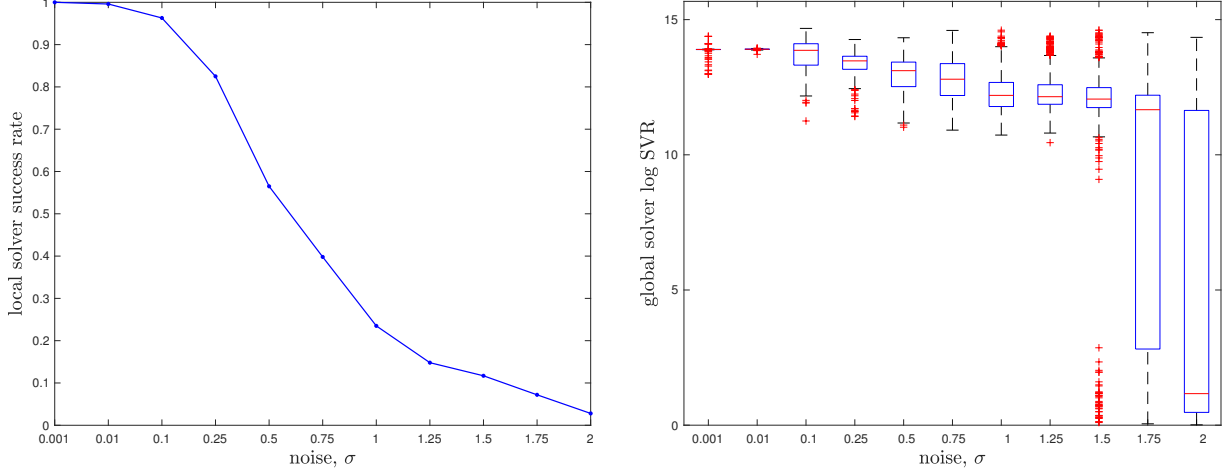


Figure 5: *Pose Averaging*: A quantitative evaluation of the tightness of the pose averaging problem with increasing measurement noise level, σ . At each noise, we conducted 1000 trials of averaging 10 noisy poses. (left) The local solver (randomly initialized) becomes trapped in a local minimum with increasing frequency as the measurement noise is increased. (right) Boxplots of the log SVR of the SDP solution show that the global solution remains highly rank 1 over a wide range of measurement noise values (we consider log SVR above 5 to be rank 1).

The appendix again provides a baseline local solver for this problem. For the global (SDP) solver we used `cvx` in Matlab with `mosek` (ApS, 2019). The solution costs of the global and local solvers agree to high precision if a good initial guess is given to the local solver. Figure 4 provides examples of the local solver becoming trapped in poor local minima while the global solver converges to the correct minima near the groundtruth. Figure 5 provides a quantitative study of the tightness of the SDP solution with increasing measurement noise; we selected the measurement covariance as $\mathbf{W}_m^{-1} = \sigma^2 \mathbf{I}$, with σ increasing. We again see there is a large range for the noise over which the local solver can become trapped in a local minimum while the global solver remains tight. With $M = 10$ poses to be averaged, the local solver took on average 0.011s while the SDP solver took on average 0.59s.

4 Discrete-Time Trajectory Estimation

Our next problem is to consider estimation of a trajectory of K poses, \mathbf{T}_k , where we have noisy measurements of each pose, $\tilde{\mathbf{T}}_k$, as well as noisy relative measurements, $\tilde{\mathbf{T}}_{k+1,k}$, from one pose to the next. The optimization problem that we want to solve is

$$\begin{aligned} \min \quad & \sum_{k=1}^K \text{cay}^{-1} \left(\mathbf{T}_k \tilde{\mathbf{T}}_k^{-1} \right)^{\vee^T} \mathbf{W}_k \text{cay}^{-1} \left(\mathbf{T}_k \tilde{\mathbf{T}}_k^{-1} \right)^{\vee} \\ & + \sum_{k=1}^{K-1} \text{cay}^{-1} \left(\mathbf{T}_{k+1} \mathbf{T}_k^{-1} \tilde{\mathbf{T}}_{k+1,k}^{-1} \right)^{\vee^T} \mathbf{W}_{k+1,k} \text{cay}^{-1} \left(\mathbf{T}_{k+1} \mathbf{T}_k^{-1} \tilde{\mathbf{T}}_{k+1,k}^{-1} \right)^{\vee}, \\ \text{w.r.t.} \quad & \mathbf{T}_k \quad (\forall k) \\ \text{s.t.} \quad & \mathbf{T}_k \in SE(3) \quad (\forall k) \end{aligned} \quad (37)$$

for some weight matrices, \mathbf{W}_k and $\mathbf{W}_{k+1,k}$. Figure 6 depicts the estimation problem as a factor graph. Similarly to the pose averaging problem, we introduce new optimization variables for the residual errors:

$$\boldsymbol{\xi}_k = \text{cay}^{-1} \left(\mathbf{T}_k \tilde{\mathbf{T}}_k^{-1} \right)^{\vee}, \quad (38a)$$

$$\boldsymbol{\xi}_{k+1,k} = \text{cay}^{-1} \left(\mathbf{T}_{k+1} \mathbf{T}_k^{-1} \tilde{\mathbf{T}}_{k+1,k}^{-1} \right)^{\vee}, \quad (38b)$$

so that the optimization problem can be stated as a QCQP:

$$\begin{aligned} \min \quad & \sum_{k=1}^K \boldsymbol{\xi}_k^T \mathbf{W}_k \boldsymbol{\xi}_k + \sum_{k=1}^{K-1} \boldsymbol{\xi}_{k+1,k}^T \mathbf{W}_{k+1,k} \boldsymbol{\xi}_{k+1,k} \\ \text{w.r.t.} \quad & \mathbf{T}_k, \boldsymbol{\xi}_k, \boldsymbol{\xi}_{k+1,k} \quad (\forall k) \\ \text{s.t.} \quad & \mathbf{C}_k^T \mathbf{C}_k = \mathbf{I} \quad (\forall k) \\ & \left(\mathbf{I} - \frac{1}{2} \boldsymbol{\xi}_k^\wedge \right) \mathbf{T}_k = \left(\mathbf{I} + \frac{1}{2} \boldsymbol{\xi}_k^\wedge \right) \tilde{\mathbf{T}}_k \quad (\forall k) \\ & \left(\mathbf{I} - \frac{1}{2} \boldsymbol{\xi}_{k+1,k}^\wedge \right) \mathbf{T}_{k+1} = \left(\mathbf{I} + \frac{1}{2} \boldsymbol{\xi}_{k+1,k}^\wedge \right) \tilde{\mathbf{T}}_{k+1,k} \mathbf{T}_k \quad (\forall k) \end{aligned} \quad (39)$$

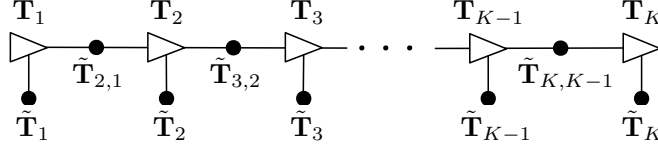


Figure 6: *Discrete-time Trajectory Estimation*: Factor graph representation of the discrete-time estimation problem. Each block dot represents one of the error terms in the cost function of (37).

where the $\det(\mathbf{C}_k) = 1$ constraints have been dropped. Decomposing the matrices according to

$$\mathbf{T}_k = \begin{bmatrix} \mathbf{C}_k & \mathbf{r}_k \\ \mathbf{0}^T & 1 \end{bmatrix} = \begin{bmatrix} \mathbf{c}_{k,1} & \mathbf{c}_{k,2} & \mathbf{c}_{k,3} & \mathbf{r}_k \\ 0 & 0 & 0 & 1 \end{bmatrix}, \quad \tilde{\mathbf{T}}_k = \begin{bmatrix} \tilde{\mathbf{C}}_k & \tilde{\mathbf{r}}_k \\ \mathbf{0}^T & 1 \end{bmatrix} = \begin{bmatrix} \tilde{\mathbf{c}}_{k,1} & \tilde{\mathbf{c}}_{k,2} & \tilde{\mathbf{c}}_{k,2} & \tilde{\mathbf{r}}_k \\ 0 & 0 & 0 & 1 \end{bmatrix}, \quad \boldsymbol{\xi}_k = \begin{bmatrix} \boldsymbol{\rho}_k \\ \boldsymbol{\phi}_k \end{bmatrix},$$

$$\tilde{\mathbf{T}}_{k+1,k} = \begin{bmatrix} \tilde{\mathbf{C}}_{k+1,k} & \tilde{\mathbf{r}}_{k+1,k} \\ \mathbf{0}^T & 1 \end{bmatrix} = \begin{bmatrix} \tilde{\mathbf{c}}_{k+1,k,1} & \tilde{\mathbf{c}}_{k+1,k,2} & \tilde{\mathbf{c}}_{k+1,k,2} & \tilde{\mathbf{r}}_{k+1,k} \\ 0 & 0 & 0 & 1 \end{bmatrix}, \quad \boldsymbol{\xi}_{k+1,k} = \begin{bmatrix} \boldsymbol{\rho}_{k+1,k} \\ \boldsymbol{\phi}_{k+1,k} \end{bmatrix}, \quad (40)$$

the QCQP optimization problem can be rewritten compactly as

$$\begin{aligned} \min \quad & \sum_{k=1}^K \boldsymbol{\xi}_k^T \mathbf{W}_k \boldsymbol{\xi}_k + \sum_{k=1}^{K-1} \boldsymbol{\xi}_{k+1,k}^T \mathbf{W}_{k+1,k} \boldsymbol{\xi}_{k+1,k} \\ \text{w.r.t.} \quad & \mathbf{c}_{k,i}, \mathbf{r}_k, \boldsymbol{\rho}_k, \boldsymbol{\phi}_k, \boldsymbol{\rho}_{k+1,k}, \boldsymbol{\phi}_{k+1,k} \quad (\forall i, k) \\ \text{s.t.} \quad & \mathbf{c}_{k,i}^T \mathbf{c}_{k,j} = \delta_{ij} \quad (\forall i, j, k) \\ & (\mathbf{I} - \frac{1}{2} \hat{\boldsymbol{\phi}}_k) \mathbf{c}_{k,i} = (\mathbf{I} - \frac{1}{2} \hat{\boldsymbol{\phi}}_k) \tilde{\mathbf{c}}_{k,i} \quad (\forall i, k) \\ & (\mathbf{I} - \frac{1}{2} \hat{\boldsymbol{\phi}}_k) \mathbf{r}_k = (\mathbf{I} + \frac{1}{2} \hat{\boldsymbol{\phi}}_k) \tilde{\mathbf{r}}_k + \boldsymbol{\rho}_k \quad (\forall k) \\ & (\mathbf{I} - \frac{1}{2} \hat{\boldsymbol{\phi}}_{k+1,k}) \mathbf{c}_{k+1,i} = (\mathbf{I} - \frac{1}{2} \hat{\boldsymbol{\phi}}_{k+1,k}) \tilde{\mathbf{C}}_{k+1,k} \mathbf{c}_{k,i} \quad (\forall i, k) \\ & (\mathbf{I} - \frac{1}{2} \hat{\boldsymbol{\phi}}_{k+1,k}) \mathbf{r}_{k+1} = (\mathbf{I} + \frac{1}{2} \hat{\boldsymbol{\phi}}_{k+1,k}) (\tilde{\mathbf{C}}_{k+1,k} \mathbf{r}_k + \tilde{\mathbf{r}}_{k+1,k}) + \boldsymbol{\rho}_{k+1,k} \quad (\forall k) \end{aligned} \quad (41)$$

Similarly to the pose averaging problem, if we convert this QCQP to a SDP, it is not tight. We need to include some redundant constraints to tighten it. For each of the $\boldsymbol{\xi}_k$ variables, we can create copies of the redundant constraints required in the pose averaging problem. However, this is still not enough; we require some additional constraints involving the $\boldsymbol{\xi}_{k+1,k}$ variables.

Such additional redundant constraints can be formed by combining the last two of (41); the second last can be written as

$$\frac{1}{2} (\mathbf{c}_{k+1,i} + \tilde{\mathbf{C}}_{k+1,k} \mathbf{c}_{k,i})^T \hat{\boldsymbol{\phi}}_{k+1,k} = - (\mathbf{c}_{k+1,i} - \tilde{\mathbf{C}}_{k+1,k} \mathbf{c}_{k,i})^T, \quad (42)$$

while the last can be premultiplied by $(\mathbf{c}_{k+1,i} + \tilde{\mathbf{C}}_{k+1,k} \mathbf{c}_{k,i})^T$ and written as

$$\begin{aligned} & (\mathbf{c}_{k+1,i} + \tilde{\mathbf{C}}_{k+1,k} \mathbf{c}_{k,i})^T (\mathbf{r}_{k+1} - \tilde{\mathbf{C}}_{k+1,k} \mathbf{r}_k - \tilde{\mathbf{r}}_{k+1,k}) \\ & = \frac{1}{2} (\mathbf{c}_{k+1,i} + \tilde{\mathbf{C}}_{k+1,k} \mathbf{c}_{k,i})^T \hat{\boldsymbol{\phi}}_{k+1,k} (\mathbf{r}_{k+1} + \tilde{\mathbf{C}}_{k+1,k} \mathbf{r}_k + \tilde{\mathbf{r}}_{k+1,k}) + (\mathbf{c}_{k+1,i} + \tilde{\mathbf{C}}_{k+1,k} \mathbf{c}_{k,i})^T \boldsymbol{\rho}_{k+1,k}. \end{aligned} \quad (43)$$

$-(\mathbf{c}_{k+1,i} - \tilde{\mathbf{C}}_{k+1,k} \mathbf{c}_{k,i})^T$

After performing the indicated substitution, this becomes

$$\frac{1}{2} (\mathbf{c}_{k+1,i} + \tilde{\mathbf{C}}_{k+1,k} \mathbf{c}_{k,i})^T \boldsymbol{\rho}_{k+1,k} = \mathbf{c}_{k+1,i}^T \mathbf{r}_{k+1} - \mathbf{c}_{k,i}^T (\mathbf{r}_k + \tilde{\mathbf{C}}_{k+1,k}^T \tilde{\mathbf{r}}_{k+1,k}), \quad (44)$$

which is once again a quadratic constraint.

Summarizing, the following QCQP offers a reasonably tight SDP relaxation in practice:

$$\begin{aligned} \min \quad & \sum_{k=1}^K \boldsymbol{\xi}_k^T \mathbf{W}_k \boldsymbol{\xi}_k + \sum_{k=1}^{K-1} \boldsymbol{\xi}_{k+1,k}^T \mathbf{W}_{k+1,k} \boldsymbol{\xi}_{k+1,k} \\ \text{w.r.t.} \quad & \mathbf{c}_{k,i}, \mathbf{r}_k, \boldsymbol{\rho}_k, \boldsymbol{\phi}_k, \boldsymbol{\rho}_{k+1,k}, \boldsymbol{\phi}_{k+1,k} \quad (\forall i, k) \\ \text{s.t.} \quad & \mathbf{c}_{k,i}^T \mathbf{c}_{k,j} = \delta_{ij} \quad (\forall i, j, k) \\ & (\mathbf{I} - \frac{1}{2} \hat{\boldsymbol{\phi}}_k) \mathbf{c}_{k,i} = (\mathbf{I} - \frac{1}{2} \hat{\boldsymbol{\phi}}_k) \tilde{\mathbf{c}}_{k,i} \quad (\forall i, k) \\ & (\mathbf{I} - \frac{1}{2} \hat{\boldsymbol{\phi}}_k) \mathbf{r}_k = (\mathbf{I} + \frac{1}{2} \hat{\boldsymbol{\phi}}_k) \tilde{\mathbf{r}}_k + \boldsymbol{\rho}_k \quad (\forall k) \\ & (\mathbf{I} - \frac{1}{2} \hat{\boldsymbol{\phi}}_{k+1,k}) \mathbf{c}_{k+1,i} = (\mathbf{I} - \frac{1}{2} \hat{\boldsymbol{\phi}}_{k+1,k}) \tilde{\mathbf{C}}_{k+1,k} \mathbf{c}_{k,i} \quad (\forall i, k) \\ & (\mathbf{I} - \frac{1}{2} \hat{\boldsymbol{\phi}}_{k+1,k}) \mathbf{r}_{k+1} = (\mathbf{I} + \frac{1}{2} \hat{\boldsymbol{\phi}}_{k+1,k}) (\tilde{\mathbf{C}}_{k+1,k} \mathbf{r}_k + \tilde{\mathbf{r}}_{k+1,k}) + \boldsymbol{\rho}_{k+1,k} \quad (\forall k) \\ \text{(redundant)} \quad & \frac{1}{2} (\mathbf{c}_{k,i} + \tilde{\mathbf{C}}_{k+1,k} \mathbf{c}_{k,i})^T \boldsymbol{\rho}_k = \mathbf{c}_{k,i}^T \mathbf{r}_k - \tilde{\mathbf{c}}_{k,i}^T \tilde{\mathbf{r}}_k \quad (\forall i, k) \\ & \mathbf{r}_k^T \mathbf{r}_k = \mathbf{r}_k^T \tilde{\mathbf{r}}_k - \frac{1}{2} \mathbf{r}_k^T \tilde{\mathbf{r}}_k \hat{\boldsymbol{\phi}}_k + \mathbf{r}_k^T \boldsymbol{\rho}_k \quad (\forall k) \\ & \frac{1}{2} (\mathbf{c}_{k+1,i} + \tilde{\mathbf{C}}_{k+1,k} \mathbf{c}_{k,i})^T \boldsymbol{\rho}_{k+1,k} = \mathbf{c}_{k+1,i}^T \mathbf{r}_{k+1} - \mathbf{c}_{k,i}^T (\mathbf{r}_k + \tilde{\mathbf{C}}_{k+1,k}^T \tilde{\mathbf{r}}_{k+1,k}) \quad (\forall i, k) \end{aligned} \quad (45)$$




Figure 7: *Discrete-time Trajectory Estimation*: Two examples of discrete-time trajectory estimation where the randomly initialized local solver (red) becomes trapped in a poor local minimum while the global solver (green) finds the correct solution, which is closer to the groundtruth pose (blue). The noisy pose measurements are also shown (grey). It is interesting to note that the poor local solver solutions are twisted around the groundtruth.

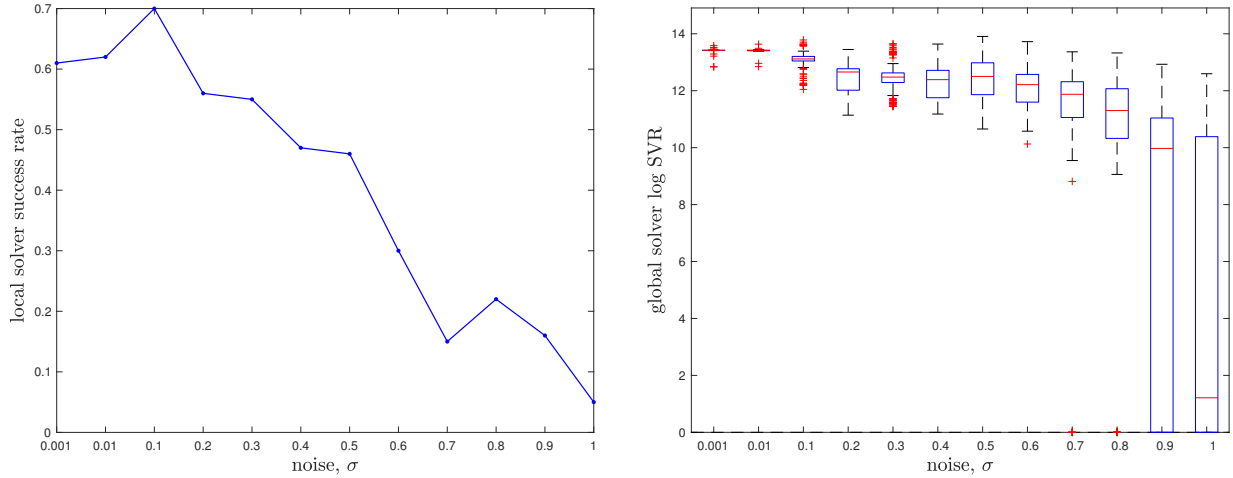


Figure 8: *Discrete-time Trajectory Estimation*: A quantitative evaluation of the tightness of the discrete-time trajectory estimation problem with increasing measurement noise, σ . At each noise level, we conducted 100 trials with the geometry of the trajectory as in the left example of Figure 7. (left) The local solver (randomly initialized) becomes trapped in a local minimum with increasing frequency as the measurement noise is increased. (right) Boxplots of the log SVR of the SDP solution show that the global solution remains highly rank 1 over a wide range of measurement noise values (we consider log SVR above 5 to be rank 1).

We again leave it to the reader to manipulate this into the standard form of (21).

The appendix provides a baseline local solver for this problem. For the global (SDP) solver we used *cvx* in Matlab with *mosek* (ApS, 2019). The solution costs of the global and local solvers agree to high precision if a good initial guess is given to the local solver. Figure 7 provides examples of the local solver becoming trapped in poor local minima while the global solver converges to the correct minima near the groundtruth. Figure 8 provides a quantitative study of the tightness of the SDP solution with increasing measurement noise; we selected the measurement covariances as $\mathbf{W}_k^{-1} = \mathbf{W}_{k+1,k}^{-1} = \sigma^2 \mathbf{I}$, with σ increasing. We again see there is a large range for the noise over which the local solver can become trapped in a local minimum while the global solver remains tight; in fact, even at very low noise levels it is quite easy to have the local solver become trapped. With $K = 20$ poses in the trajectory, the local solver took on average 0.14s while the SDP solver took on average 12.3s.

5 Continuous-Time Trajectory Estimation

Finally, we consider so-called continuous-time trajectory estimation. Continuous-time methods come in parametric (Furgale et al., 2012) and nonparametric (Barfoot et al., 2014; Anderson and Barfoot, 2015) varieties; here we will

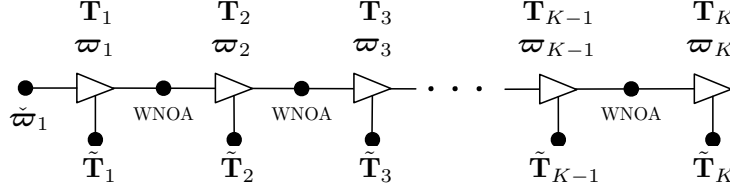


Figure 9: Factor graph representation of the continuous-time estimation problem. Each block dot represents one of the error terms in the cost function of (46).

discuss the latter. We consider a continuous-time Gaussian Process (GP) prior over the trajectory known as White Noise on Acceleration (WNOA); this serves to smooth the trajectory and is fused with pose measurements provided at discrete times. We will still ultimately have to discretize the trajectory for the purpose of estimation and so will have K states comprising both pose and generalized velocity (a.k.a., twist), $\{\mathbf{T}_k, \boldsymbol{\varpi}_k\}$. Figure 9 depicts the situation as a factor graph. In practice we may not actually have pose measurements at every time at which we introduce a state variable.

The optimization problem that we want to solve in this case is

$$\begin{aligned} \min \quad & \sum_{k=1}^K \text{cay}^{-1} \left(\mathbf{T}_k \tilde{\mathbf{T}}_k^{-1} \right)^{\vee T} \mathbf{W}_k \text{cay}^{-1} \left(\mathbf{T}_k \tilde{\mathbf{T}}_k^{-1} \right)^{\vee} \\ & + (\tilde{\boldsymbol{\varpi}}_1 - \boldsymbol{\varpi}_1)^T \mathbf{Q}_1^{-1} (\tilde{\boldsymbol{\varpi}}_1 - \boldsymbol{\varpi}_1) + \sum_{k=1}^{K-1} \mathbf{e}_{k+1,k}^T \mathbf{Q}_{k+1,k}^{-1} \mathbf{e}_{k+1,k} \quad , \\ \text{w.r.t.} \quad & \mathbf{T}_k, \boldsymbol{\varpi}_k \quad (\forall k) \\ \text{s.t.} \quad & \mathbf{T}_k \in SE(3) \quad (\forall k) \end{aligned} \quad (46)$$

for some weight matrices, \mathbf{W}_k , and

$$\mathbf{e}_{k+1,k} = \begin{bmatrix} (t_{k+1} - t_k) \boldsymbol{\varpi}_k - \text{cay}^{-1} \left(\mathbf{T}_{k+1} \mathbf{T}_k^{-1} \right)^{\vee} \\ \boldsymbol{\varpi}_k - \boldsymbol{\varpi}_{k+1} \end{bmatrix}, \quad \mathbf{Q}_{k+1,k} = \begin{bmatrix} \frac{1}{3} (t_{k+1} - t_k)^3 \mathbf{Q}_c & \frac{1}{2} (t_{k+1} - t_k)^2 \mathbf{Q}_c \\ \frac{1}{2} (t_{k+1} - t_k)^2 \mathbf{Q}_c & (t_{k+1} - t_k) \mathbf{Q}_c \end{bmatrix}. \quad (47)$$

The t_k are known timestamps of the states, \mathbf{Q}_c is a power-spectral density matrix affecting smoothness of the GP prior, and $\tilde{\boldsymbol{\varpi}}_1$ together with \mathbf{Q}_1 represent a Gaussian prior on the initial generalized velocity. The GP prior defined by (47) is similar in spirit to the one first defined by Anderson and Barfoot (2015), only now adapted to work with the Cayley map. Looking at $\mathbf{e}_{k+1,k}$, the first row encourages the change in pose from one time to the next to be similar to the generalized velocity multiplied by the change in time; the second row encourages the generalized velocity to remain constant over time (i.e., no acceleration). The process noise covariance, $\mathbf{Q}_{k+1,k}$, comes from integrating the WNOA prior over the same time interval (Barfoot et al., 2014; Barfoot, 2017).

Similarly to the discrete-time trajectory estimation case, we introduce the following substitution variables³:

$$\boldsymbol{\xi}_k = \text{cay}^{-1} \left(\mathbf{T}_k \tilde{\mathbf{T}}_k^{-1} \right)^{\vee}, \quad (48a)$$

$$\boldsymbol{\xi}_{k+1,k} = \text{cay}^{-1} \left(\mathbf{T}_{k+1} \mathbf{T}_k^{-1} \right)^{\vee}, \quad (48b)$$

so that the optimization problem can be stated as a QCQP:

$$\begin{aligned} \min \quad & \sum_{k=1}^K \boldsymbol{\xi}_k^T \mathbf{W}_k \boldsymbol{\xi}_k + (\tilde{\boldsymbol{\varpi}}_1 - \boldsymbol{\varpi}_1)^T \mathbf{Q}_1^{-1} (\tilde{\boldsymbol{\varpi}}_1 - \boldsymbol{\varpi}_1) \\ & + \sum_{k=1}^{K-1} \begin{bmatrix} (t_{k+1} - t_k) \boldsymbol{\varpi}_k - \boldsymbol{\xi}_{k+1,k} \\ \boldsymbol{\varpi}_k - \boldsymbol{\varpi}_{k+1} \end{bmatrix}^T \mathbf{Q}_{k+1,k}^{-1} \begin{bmatrix} (t_{k+1} - t_k) \boldsymbol{\varpi}_k - \boldsymbol{\xi}_{k+1,k} \\ \boldsymbol{\varpi}_k - \boldsymbol{\varpi}_{k+1} \end{bmatrix} \\ \text{w.r.t.} \quad & \mathbf{T}_k, \boldsymbol{\varpi}_k, \boldsymbol{\xi}_k, \boldsymbol{\xi}_{k+1,k} \quad (\forall k) \\ \text{s.t.} \quad & \mathbf{C}_k^T \mathbf{C}_k = \mathbf{I} \quad (\forall k) \\ & \left(\mathbf{I} - \frac{1}{2} \boldsymbol{\xi}_k^{\wedge} \right) \mathbf{T}_k = \left(\mathbf{I} + \frac{1}{2} \boldsymbol{\xi}_k^{\wedge} \right) \tilde{\mathbf{T}}_k \quad (\forall k) \\ & \left(\mathbf{I} - \frac{1}{2} \boldsymbol{\xi}_{k+1,k}^{\wedge} \right) \mathbf{T}_{k+1} = \left(\mathbf{I} + \frac{1}{2} \boldsymbol{\xi}_{k+1,k}^{\wedge} \right) \mathbf{T}_k \quad (\forall k) \end{aligned} \quad (49)$$

where the $\det(\mathbf{C}_k) = 1$ constraints have been dropped. Decomposing the matrices according to

$$\begin{aligned} \mathbf{T}_k = \begin{bmatrix} \mathbf{C}_k & \mathbf{r}_k \\ \mathbf{0}^T & 1 \end{bmatrix} = \begin{bmatrix} \mathbf{c}_{k,1} & \mathbf{c}_{k,2} & \mathbf{c}_{k,3} & \mathbf{r}_k \\ 0 & 0 & 0 & 1 \end{bmatrix}, \quad \tilde{\mathbf{T}}_k = \begin{bmatrix} \tilde{\mathbf{C}}_k & \tilde{\mathbf{r}}_k \\ \mathbf{0}^T & 1 \end{bmatrix} = \begin{bmatrix} \tilde{\mathbf{c}}_{k,1} & \tilde{\mathbf{c}}_{k,2} & \tilde{\mathbf{c}}_{k,3} & \tilde{\mathbf{r}}_k \\ 0 & 0 & 0 & 1 \end{bmatrix}, \\ \boldsymbol{\xi}_k = \begin{bmatrix} \boldsymbol{\rho}_k \\ \boldsymbol{\phi}_k \end{bmatrix}, \quad \boldsymbol{\xi}_{k+1,k} = \begin{bmatrix} \boldsymbol{\rho}_{k+1,k} \\ \boldsymbol{\phi}_{k+1,k} \end{bmatrix}, \end{aligned} \quad (50)$$

³Importantly, we were forced to deviate from our program of substitution variables being the residual errors of the cost function in our choice of $\boldsymbol{\xi}_{k+1,k}$; this could be problematic for very-high-velocity trajectories as $\boldsymbol{\xi}_{k+1,k}$ could become large and approach the singularity of the Cayley map. We justify our choice as providing the necessary pathway to a QCQP, but this could be revisited in future work.

the QCQP optimization problem can be rewritten compactly as

$$\begin{aligned}
 \min \quad & \sum_{k=1}^K \boldsymbol{\xi}_k^T \mathbf{W}_k \boldsymbol{\xi}_k + (\tilde{\boldsymbol{\omega}}_1 - \boldsymbol{\omega}_1)^T \mathbf{Q}_1^{-1} (\tilde{\boldsymbol{\omega}}_1 - \boldsymbol{\omega}_1) \\
 & + \sum_{k=1}^{K-1} \begin{bmatrix} (t_{k+1} - t_k) \boldsymbol{\omega}_k - \boldsymbol{\xi}_{k+1,k} \\ \boldsymbol{\omega}_k - \boldsymbol{\omega}_{k+1} \end{bmatrix}^T \mathbf{Q}_{k+1,k}^{-1} \begin{bmatrix} (t_{k+1} - t_k) \boldsymbol{\omega}_k - \boldsymbol{\xi}_{k+1,k} \\ \boldsymbol{\omega}_k - \boldsymbol{\omega}_{k+1} \end{bmatrix} \\
 \text{w.r.t.} \quad & \mathbf{c}_{k,i}, \mathbf{r}_k, \boldsymbol{\rho}_k, \phi_k, \boldsymbol{\rho}_{k+1,k}, \phi_{k+1,k}, \boldsymbol{\omega}_k \quad (\forall i, k) \\
 \text{s.t.} \quad & \mathbf{c}_{k,i}^T \mathbf{c}_{k,j} = \delta_{ij} \quad (\forall i, j, k) \\
 & (\mathbf{I} - \frac{1}{2} \phi_k^\wedge) \mathbf{c}_{k,i} = (\mathbf{I} - \frac{1}{2} \phi_k^\wedge) \tilde{\mathbf{c}}_{k,i} \quad (\forall i, k) \\
 & (\mathbf{I} - \frac{1}{2} \phi_k^\wedge) \mathbf{r}_k = (\mathbf{I} + \frac{1}{2} \phi_k^\wedge) \tilde{\mathbf{r}}_k + \boldsymbol{\rho}_k \quad (\forall k) \\
 & (\mathbf{I} - \frac{1}{2} \phi_{k+1,k}^\wedge) \mathbf{c}_{k+1,i} = (\mathbf{I} - \frac{1}{2} \phi_{k+1,k}^\wedge) \mathbf{c}_{k,i} \quad (\forall i, k) \\
 & (\mathbf{I} - \frac{1}{2} \phi_{k+1,k}^\wedge) \mathbf{r}_{k+1} = (\mathbf{I} + \frac{1}{2} \phi_{k+1,k}^\wedge) \mathbf{r}_k + \boldsymbol{\rho}_{k+1,k} \quad (\forall k)
 \end{aligned} \tag{51}$$

Similarly to the problems above, if we convert this QCQP to a SDP, it is not tight. We need to include some redundant constraints to tighten it. For each of the $\boldsymbol{\xi}_k$ and $\boldsymbol{\xi}_{k+1,k}$ variables, we can create copies of the redundant constraints required in the discrete-time trajectory estimation problem. However, this is still not always enough to tighten the problem, particularly when we do not have a pose measurement at every state time (see below comment regarding sparser measurement graphs).

We can generate some additional redundant constraints fairly easily. First, we can premultiply the second constraint of (51) by ϕ_k^T so that

$$\phi_k^T (\mathbf{I} - \frac{1}{2} \phi_k^\wedge) \mathbf{c}_{k,i} = \phi_k^T (\mathbf{I} - \frac{1}{2} \phi_k^\wedge) \tilde{\mathbf{c}}_{k,i} \Rightarrow \phi_k^T \mathbf{c}_{k,i} = \phi_k^T \tilde{\mathbf{c}}_{k,i}, \tag{52}$$

where we have used that $\phi_k^T \phi_k^\wedge = \mathbf{0}^T$. Similarly, premultiplying the third constraint in (51) by ϕ_k^T results in

$$\phi_k^T \mathbf{r}_k = \phi_k^T \tilde{\mathbf{r}}_k + \phi_k^T \boldsymbol{\rho}_k. \tag{53}$$

Premultiplying the fourth and fifth constraints in (51) by $\phi_{k+1,k}^T$ results in

$$\phi_{k+1,k}^T \mathbf{c}_{k+1,i} = \phi_{k+1,k}^T \mathbf{c}_{k,i}, \quad \phi_{k+1,k}^T \mathbf{r}_{k+1} = \phi_{k+1,k}^T \mathbf{r}_k + \phi_{k+1,k}^T \boldsymbol{\rho}_{k+1,k}. \tag{54}$$

Next, we can exploit the fact that columns of a rotation matrix satisfy $\mathbf{c}_\ell^\wedge \mathbf{c}_m = \mathbf{c}_n$ where $\ell mn \in \{123, 231, 312\}$. If we premultiply the second constraint of (51) by $\mathbf{c}_{k,m}^T$ we have

$$\mathbf{c}_{k,m}^T (\mathbf{I} - \frac{1}{2} \phi_k^\wedge) \mathbf{c}_{k,\ell} = \mathbf{c}_{k,m}^T (\mathbf{I} - \frac{1}{2} \phi_k^\wedge) \tilde{\mathbf{c}}_{k,\ell} \Rightarrow \mathbf{c}_{k,m}^T \mathbf{c}_{k,\ell} - \frac{1}{2} \phi_k^T \mathbf{c}_{k,n} = \mathbf{c}_{k,m}^T \tilde{\mathbf{c}}_{k,\ell} - \frac{1}{2} \mathbf{c}_{k,m}^T \tilde{\mathbf{c}}_{k,\ell}^\wedge \phi_k, \tag{55}$$

which is still a quadratic constraint. Finally, if we premultiply the last constraint of (51) by $(\mathbf{r}_{k+1} + \mathbf{r}_k)^T$, this results in

$$\mathbf{r}_{k+1}^T \mathbf{r}_{k+1} = \mathbf{r}_{k+1}^T \boldsymbol{\rho}_{k+1,k} + \mathbf{r}_k^T \boldsymbol{\rho}_{k+1,k} + \mathbf{r}_k^T \mathbf{r}_k, \tag{56}$$

which is once again a quadratic constraint.

Summarizing, the following QCQP offers a reasonably tight SDP relaxation in practice:

$$\begin{aligned}
 \min \quad & \sum_{k=1}^K \boldsymbol{\xi}_k^T \mathbf{W}_k \boldsymbol{\xi}_k + (\tilde{\boldsymbol{\omega}}_1 - \boldsymbol{\omega}_1)^T \mathbf{Q}_1^{-1} (\tilde{\boldsymbol{\omega}}_1 - \boldsymbol{\omega}_1) \\
 & + \sum_{k=1}^{K-1} \begin{bmatrix} (t_{k+1} - t_k) \boldsymbol{\omega}_k - \boldsymbol{\xi}_{k+1,k} \\ \boldsymbol{\omega}_k - \boldsymbol{\omega}_{k+1} \end{bmatrix}^T \mathbf{Q}_{k+1,k}^{-1} \begin{bmatrix} (t_{k+1} - t_k) \boldsymbol{\omega}_k - \boldsymbol{\xi}_{k+1,k} \\ \boldsymbol{\omega}_k - \boldsymbol{\omega}_{k+1} \end{bmatrix} \\
 \text{w.r.t.} \quad & \mathbf{c}_{k,i}, \mathbf{r}_k, \boldsymbol{\rho}_k, \phi_k, \boldsymbol{\rho}_{k+1,k}, \phi_{k+1,k}, \boldsymbol{\omega}_k \quad (\forall i, k) \\
 \text{s.t.} \quad & \mathbf{c}_{k,i}^T \mathbf{c}_{k,j} = \delta_{ij} \quad (\forall i, j, k) \\
 & (\mathbf{I} - \frac{1}{2} \phi_k^\wedge) \mathbf{c}_{k,i} = (\mathbf{I} - \frac{1}{2} \phi_k^\wedge) \tilde{\mathbf{c}}_{k,i} \quad (\forall i, k) \\
 & (\mathbf{I} - \frac{1}{2} \phi_k^\wedge) \mathbf{r}_k = (\mathbf{I} + \frac{1}{2} \phi_k^\wedge) \tilde{\mathbf{r}}_k + \boldsymbol{\rho}_k \quad (\forall k) \\
 & (\mathbf{I} - \frac{1}{2} \phi_{k+1,k}^\wedge) \mathbf{c}_{k+1,i} = (\mathbf{I} - \frac{1}{2} \phi_{k+1,k}^\wedge) \mathbf{c}_{k,i} \quad (\forall i, k) \\
 & (\mathbf{I} - \frac{1}{2} \phi_{k+1,k}^\wedge) \mathbf{r}_{k+1} = (\mathbf{I} + \frac{1}{2} \phi_{k+1,k}^\wedge) \mathbf{r}_k + \boldsymbol{\rho}_{k+1,k} \quad (\forall k) \\
 \text{(redundant)} \quad & \frac{1}{2} (\mathbf{c}_{k,i} + \tilde{\mathbf{c}}_{k,i})^T \boldsymbol{\rho}_k = \mathbf{c}_{k,i}^T \mathbf{r}_k - \tilde{\mathbf{c}}_{k,i}^T \tilde{\mathbf{r}}_k \quad (\forall i, k) \\
 & \mathbf{r}_k^T \mathbf{r}_k = \mathbf{r}_k^T \tilde{\mathbf{r}}_k - \frac{1}{2} \mathbf{r}_k^T \tilde{\mathbf{r}}_k^\wedge \phi_k + \mathbf{r}_k^T \boldsymbol{\rho}_k \quad (\forall k) \\
 & \phi_k^T \mathbf{c}_{k,i} = \phi_k^T \tilde{\mathbf{c}}_{k,i} \quad (\forall i, k) \\
 & \phi_k^T \mathbf{r}_k = \phi_k^T \tilde{\mathbf{r}}_k + \phi_k^T \boldsymbol{\rho}_k \quad (\forall k) \\
 & \mathbf{c}_{k,m}^T \mathbf{c}_{k,\ell} - \frac{1}{2} \phi_k^T \mathbf{c}_{k,n} = \mathbf{c}_{k,m}^T \tilde{\mathbf{c}}_{k,\ell} - \frac{1}{2} \mathbf{c}_{k,m}^T \tilde{\mathbf{c}}_{k,\ell}^\wedge \phi_k \quad (\forall \ell mn \in \{123, 231, 312\}, k) \\
 & \frac{1}{2} (\mathbf{c}_{k+1,i} + \mathbf{c}_{k,i})^T \boldsymbol{\rho}_{k+1,k} = \mathbf{c}_{k+1,i}^T \mathbf{r}_{k+1} - \mathbf{c}_{k,i}^T \mathbf{r}_k \quad (\forall i, k) \\
 & \mathbf{r}_{k+1}^T \mathbf{r}_{k+1} = \mathbf{r}_{k+1}^T \boldsymbol{\rho}_{k+1,k} + \mathbf{r}_k^T \boldsymbol{\rho}_{k+1,k} + \mathbf{r}_k^T \mathbf{r}_k \quad (\forall k) \\
 & \phi_{k+1,k}^T \mathbf{c}_{k+1,i} = \phi_{k+1,k}^T \mathbf{c}_{k,i} \quad (\forall i, k) \\
 & \phi_{k+1,k}^T \mathbf{r}_{k+1} = \phi_{k+1,k}^T \mathbf{r}_k + \phi_{k+1,k}^T \boldsymbol{\rho}_{k+1,k} \quad (\forall k)
 \end{aligned} \tag{57}$$




Figure 10: *Continuous-time Trajectory Estimation*: Four examples of continuous-time trajectory estimation where the randomly initialized local solver (red) becomes trapped in a poor local minimum while the global solver (green) finds the correct solution, which is closer to the groundtruth pose (blue). The noisy pose measurements (occurring only at the start, middle, and end of each trajectory) are also shown (grey). The local minimum in the leftmost example is very similar to one reported by Lilge et al. (2022).

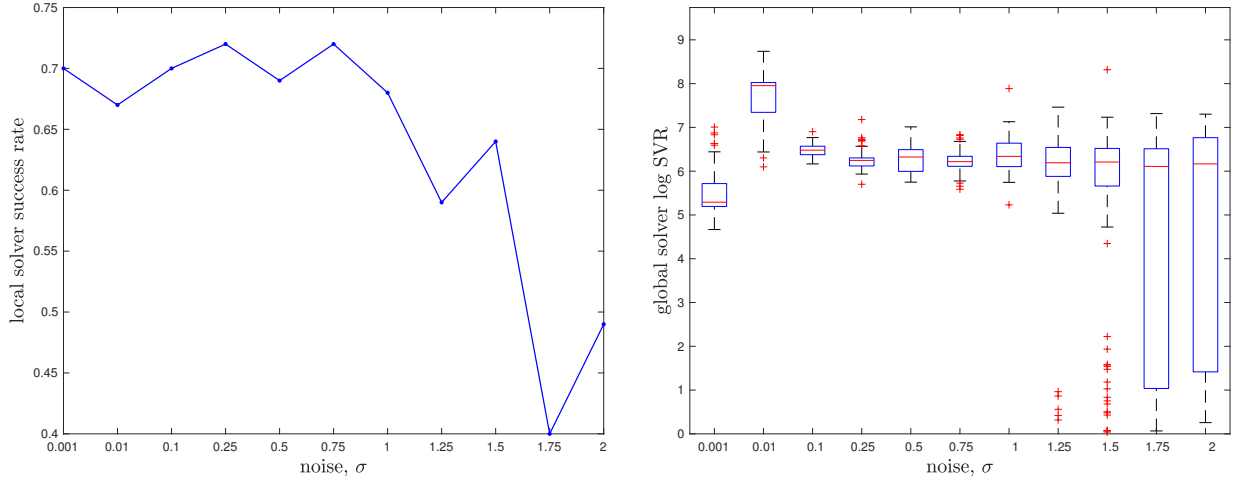


Figure 11: *Continuous-time Trajectory Estimation*: A quantitative evaluation of the tightness of the continuous-time trajectory estimation problem with increasing measurement noise, σ . At each noise level, we conducted 100 trials with the geometry of the trajectory as in the left example of Figure 10. (left) The local solver (randomly initialized) becomes trapped in a local minimum with increasing frequency as the measurement noise is increased. (right) Boxplots of the log SVR of the SDP solution show that the global solution remains reasonably rank 1 over a wide range of measurement noise values (we consider log SVR above 5 to be rank 1).

We again leave it to the reader to manipulate this into the standard form of (21). We can also notice that the ϖ_k variables are not involved in any of the constraints and thus remain unconstrained variables. Similar to Rosen et al. (2019); Holmes and Barfoot (2023), at implementation we use the Schur complement to marginalize these variables out of the problem, thereby keeping the size of the SDP as small as possible; we can easily compute them after the main solve.

The appendix provides a baseline local solver for this problem. For the global (SDP) solver we used `cvx` in Matlab with `mosek` (ApS, 2019). The solution costs of the global and local solvers agree to high precision if a good initial guess is given to the local solver. Figure 10 provides examples of the local solver becoming trapped in poor local minima while the global solver converges to the correct minimum near the groundtruth. Figure 11 provides a quantitative study

of the tightness of the SDP solution with increasing measurement noise; we selected the measurement covariances as $\mathbf{W}_k^{-1} = \sigma^2 \mathbf{I}$, with σ increasing. We again see there is a large range for the noise over which the local solver can become trapped in a local minimum while the global solver remains tight; in fact, even at very low noise levels it is quite easy to have the local solver become trapped. With $K = 21$ poses in the trajectory, the local solver took on average 0.19s while the SDP solver took on average 13.6s.

There are also a few noteworthy differences in the continuous-time experiment as compared to the discrete-time case. First, the log SVR values are quite a bit lower in Figure 11 as compared to Figure 8. This seems to be mainly due to the fact that we are now using a sparser set of measurements. Our continuous-time experiments had pose measurements only at the start, middle, and end, whereas the discrete-time case had pose measurements at every timestep. It is known that a sparser measurement graph can impact SDP tightness (Holmes and Barfoot, 2023). Second, the log SVR value at $\sigma = 0.001$ is noticeably lower than neighbouring noise levels. It seems this is related to matrix conditioning resulting from the fact that we are marginalizing out the ϖ_k variables before solving the SDP. Overall, we still have log SVR values mostly above 5 up to about $\sigma = 1$, which makes the solution practical since it is easy for the local solver to become stuck in local minima in this noise range.

6 Conclusion and Future Work

We have presented several new convex relaxations for pose and rotation estimation problems based on the Cayley map. Our results indicate that for small problem sizes, we can successfully achieve global optimality with realistic amounts of noise and even with measurement sparsity in the case of continuous-time trajectory estimation. This is quite promising as a first step. However, we are still relying on off-the-shelf solvers once our problem has been converted to an SDP, which means that we will not be able to scale up to extremely large state sizes.

To scale up, there are a few possibilities that we could explore. First, perhaps we might be satisfied with merely certifying our local solver solutions. Other works have focussed on this. The challenge is that in most of the problems of this paper, we require redundant constraints to tighten our SDPs. This means that we do not meet the technical condition of Linearly Independent Constraint Qualification (LICQ) (Boyd and Vandenberghe, 2004). It turns out that this makes it more challenging to calculate an optimality certificate. Yang et al. (2020) is a practical example where a certificate has been constructed for this type of situation, but there are still scaling issues. Another possibility is to solve our problems globally using the approach of Burer and Monteiro (2005) (studied more recently by Boumal et al. (2016)). This was exploited with very impressive results by Rosen et al. (2019); Dellaert et al. (2020); however, these problems enjoyed LICQ. Perhaps Burer and Monteiro’s method can be extended to relax the need for this condition, thereby making it applicable to problems with redundant constraints. Or, perhaps generic SDP solvers can be made to better exploit problem-specific structure. We plan to explore these and other ways of scaling global optimality for a larger range of state estimation problems.

References

- Anderson, S. and Barfoot, T. D., “Full STEAM Ahead: Exactly Sparse Gaussian Process Regression for Batch Continuous-Time Trajectory Estimation on SE(3),” in *Proceedings of the IEEE/RSJ International Conference on Intelligent Robots and Systems (IROS)*, pages 157–164, Hamburg, Germany, 2015, (video).
- Anstreicher, K. and Wolkowicz, H., “On Lagrangian relaxation of quadratic matrix constraints,” *SIAM Journal on Matrix Analysis and Applications*, 22(1):41–55, 2000.
- ApS, M., *The MOSEK optimization toolbox for MATLAB manual. Version 9.3.*, 2019.
- Bandeira, A. S., Boumal, N., and Singer, A., “Tightness of the Maximum Likelihood Semidefinite Relaxation for Angular Synchronization,” *Mathematical Programming*, 163(1-2):145–167, 2017.
- Barfoot, T. D., *State Estimation for Robotics*, Cambridge University Press, 2017.
- Barfoot, T. D., Forbes, J. R., and D’Eleuterio, G. M. T., “Vectorial Parameterizations of Pose,” *Robotica*, 40(7):2409–2427, 2022, (arXiv:2103.07309 [cs.RO]).
- Barfoot, T. D. and Furgale, P. T., “Associating Uncertainty with Three-Dimensional Poses for use in Estimation Problems,” *IEEE Transactions on Robotics*, 30(3):679–693, 2014, (code).
- Barfoot, T. D., Tong, C. H., and Sarkka, S., “Batch Continuous-Time Trajectory Estimation as Exactly Sparse Gaussian Process Regression,” in *Proceedings of Robotics: Science and Systems (RSS)*, Berkeley, USA, 2014, (video), (poster).
- Bauchau, O. A., *Flexible multibody dynamics*, Springer Science & Business Media, 2011.
- Bauchau, O. A. and Choi, J.-Y., “The vector parameterization of motion,” *Nonlinear Dynamics*, 33(2):165–188, 2003.

- Bauchau, O. A. and Trainelli, L., “The vectorial parameterization of rotation,” *Nonlinear dynamics*, 32(1):71–92, 2003.
- Borri, M., Trainelli, L., and Bottasso, C. L., “On representations and parameterizations of motion,” *Multibody System Dynamics*, 4(2):129–193, 2000.
- Boumal, N., Voroninski, V., and Bandeira, A., “The non-convex Burer-Monteiro approach works on smooth semidefinite programs,” *Advances in Neural Information Processing Systems*, 29, 2016.
- Boyd, S. and Vandenberghe, L., *Convex optimization*, Cambridge university press, 2004.
- Briales, J. and Gonzalez-Jimenez, J., “Cartan-sync: Fast and global SE (d)-synchronization,” *IEEE Robotics and Automation Letters*, 2(4):2127–2134, 2017a.
- Briales, J. and Gonzalez-Jimenez, J., “Convex global 3d registration with lagrangian duality,” in *Proceedings of the IEEE conference on computer vision and pattern recognition*, pages 4960–4969, 2017b.
- Burer, S. and Monteiro, R. D., “Local minima and convergence in low-rank semidefinite programming,” *Mathematical programming*, 103(3):427–444, 2005.
- Carlone, L. and Calafiore, G. C., “Convex relaxations for pose graph optimization with outliers,” *IEEE Robotics and Automation Letters*, 3(2):1160–1167, 2018.
- Chaudhury, K. N., Khoo, Y., and Singer, A., “Global registration of multiple point clouds using semidefinite programming,” *SIAM Journal on Optimization*, 25(1):468–501, 2015.
- Cifuentes, D., Agarwal, S., Parrilo, P. A., and Thomas, R. R., “On the local stability of semidefinite relaxations,” *Mathematical Programming*, 193:629–663, 2022.
- Dellaert, F., Rosen, D. M., Wu, J., Mahony, R., and Carlone, L., “Shonan Rotation Averaging: Global Optimality by Surfing $SO(p)^n$,” in *Computer Vision—ECCV 2020: 16th European Conference, Glasgow, UK, August 23–28, 2020, Proceedings, Part VI 16*, pages 292–308, Springer, 2020.
- Dümbgen, F., Holmes, C., Agro, B., and Barfoot, T. D., “Toward Globally Optimal State Estimation Using Automatically Tightened Semidefinite Relaxations,” 2023, (arXiv:2308.05783 [cs.RO]).
- Dümbgen, F., Holmes, C., and Barfoot, T. D., “Safe and smooth: Certified continuous-time range-only localization,” *IEEE Robotics and Automation Letters*, 8(2):1117–1124, 2022.
- Eriksson, A., Olsson, C., Kahl, F., and Chin, T.-J., “Rotation averaging and strong duality,” in *Proceedings of the IEEE Conference on Computer Vision and Pattern Recognition*, pages 127–135, 2018.
- Eriksson, A., Olsson, C., Kahl, F., and Chin, T.-J., “Rotation averaging with the chordal distance: Global minimizers and strong duality,” *IEEE Transactions on Pattern Analysis and Machine Intelligence*, 43(1):256–268, 2019.
- Furgale, P. T., Barfoot, T. D., and Sibley, G., “Continuous-Time Batch Estimation Using Temporal Basis Functions,” in *Proceedings of the IEEE International Conference on Robotics and Automation (ICRA)*, pages 2088–2095, St. Paul, USA, 2012.
- Giamou, M., Ma, Z., Peretroukhin, V., and Kelly, J., “Certifiably globally optimal extrinsic calibration from per-sensor egomotion,” *IEEE Robotics and Automation Letters*, 4(2):367–374, 2019.
- Holmes, C. and Barfoot, T. D., “An efficient global optimality certificate for landmark-based SLAM,” *IEEE Robotics and Automation Letters*, 8(3):1539–1546, 2023.
- Iglesias, J. P., Olsson, C., and Kahl, F., “Global optimality for point set registration using semidefinite programming,” in *Proceedings of the IEEE/CVF conference on computer vision and pattern recognition*, pages 8287–8295, 2020.
- Junkins, J. L., Majji, M., Macomber, B., Davis, J., Doebbler, J., and Nosterk, R., “Small Body Proximity Sensing with a Novel HD 3D Ladar System,” *Advances in the Astronautical Sciences*, 141:341–354, 2011.
- Lasserre, J. B., “Global optimization with polynomials and the problem of moments,” *SIAM Journal on optimization*, 11(3):796–817, 2001.
- Lilge, S., Barfoot, T. D., and Burgner-Kahrs, J., “Continuum Robot State Estimation Using Gaussian Process Regression on SE(3),” *International Journal of Robotics Research (IJRR)*, 41(13-14):1099–1120, 2022, (arXiv:2210.14842 [cs.RO]).
- Long, A. W., Wolfe, K. C., Mashner, M. J., Chirikjian, G. S., et al., “The banana distribution is Gaussian: A localization study with exponential coordinates,” *Robotics: Science and Systems VIII*, 265:1, 2013.
- Majji, M., Davis, J., Doebbler, J., Junkins, J., Macomber, B., Vavrina, M., and Vian, J., “Terrain mapping and landing operations using vision based navigation systems,” in *AIAA Guidance, Navigation, and Control Conference*, page 6581, 2011.

- Mortari, D., Markley, F. L., and Singla, P., “Optimal linear attitude estimator,” *Journal of Guidance, Control, and Dynamics*, 30(6):1619–1627, 2007.
- Müller, A., “Review of the exponential and Cayley map on $SE(3)$ as relevant for Lie group integration of the generalized Poisson equation and flexible multibody systems,” *Proceedings of The Royal Society A*, 477(2253):20210303, 2021.
- Nakano, G., “Globally Optimal DLS Method for PnP Problem with Cayley parameterization,” in *Proceedings of the British Machine Vision Conference*, volume 78, pages 1–78, 2015.
- Papalia, A., Morales, J., Doherty, K. J., Rosen, D. M., and Leonard, J. J., “SCORE: A Second-Order Conic Initialization for Range-Aided SLAM,” *arXiv preprint arXiv:2210.03177*, 2022.
- Parrilo, P. A., “Semidefinite programming relaxations for semialgebraic problems,” *Mathematical programming*, 96:293–320, 2003.
- Qian, D., Charland-Arcand, G., and Forbes, J. R., “TWOLATE: Total Registration of Point-Clouds Using a Weighted Optimal Linear Attitude and Translation Estimator,” in *2020 IEEE Conference on Control Technology and Applications (CCTA)*, pages 43–48, IEEE, 2020.
- Rosen, D. M., Carlone, L., Bandeira, A. S., and Leonard, J. J., “SE-Sync: A certifiably correct algorithm for synchronization over the special Euclidean group,” *The International Journal of Robotics Research*, 38(2-3):95–125, 2019.
- Selig, J. M., “Cayley maps for $SE(3)$,” in *12th International Federation for the Promotion of Mechanism and Machine Science World Congress*, page 6, London South Bank University, 2007.
- Shor, N. Z., “Quadratic optimization problems,” *Soviet Journal of Computer and Systems Sciences*, 25:1–11, 1987.
- Tian, Y., Khosoussi, K., Rosen, D. M., and How, J. P., “Distributed certifiably correct pose-graph optimization,” *IEEE Transactions on Robotics*, 37(6):2137–2156, 2021.
- Wang, P., Chou, Y., An, A., and Xu, G., “Solving the PnL problem using the hidden variable method: an accurate and efficient solution,” *The Visual Computer*, pages 1–12, 2022.
- Wise, E., Giamou, M., Khoubyarian, S., Grover, A., and Kelly, J., “Certifiably optimal monocular hand-eye calibration,” in *2020 IEEE International Conference on Multisensor Fusion and Integration for Intelligent Systems (MFI)*, pages 271–278, IEEE, 2020.
- Wong, X. I. and Majji, M., “A structured light system for relative navigation applications,” *IEEE Sensors Journal*, 16(17):6662–6679, 2016.
- Wong, X. I., Singla, P., Lee, T., and Majji, M., “Optimal Linear Attitude Estimator for Alignment of Point Clouds,” in *2018 IEEE/CVF Conference on Computer Vision and Pattern Recognition Workshops (CVPRW)*, pages 1577–15778, IEEE, 2018.
- Yang, H. and Carlone, L., “Certifiably optimal outlier-robust geometric perception: Semidefinite relaxations and scalable global optimization,” *IEEE transactions on pattern analysis and machine intelligence*, 45(3):2816–2834, 2022.
- Yang, H., Shi, J., and Carlone, L., “Teaser: Fast and certifiable point cloud registration,” *IEEE Transactions on Robotics*, 37(2):314–333, 2020.

A Local Solvers

As the local solvers are not the main subject of the paper, we use this appendix to explain how these were implemented for each of the estimation problems. We begin by outlining the required Lie-group Jacobians.

A.1 Jacobians for Rotations and Poses

In order to devise local optimization algorithms that work with Lie groups, we require the (inverse) Jacobians for $SO(3)$ and $SE(3)$. For example, for rotations parameterized through the exponential map, $\mathbf{C}(\phi) = \exp(\phi^\wedge)$, the inverse left Jacobian expression is well known to be (Barfoot, 2017)

$$\mathbf{J}_e(\phi)^{-1} = \frac{\phi}{2} \cot \frac{\phi}{2} \mathbf{I} - \frac{\phi}{2} \mathbf{a}^\wedge + \left(1 - \frac{\phi}{2} \cot \frac{\phi}{2}\right) \mathbf{a} \mathbf{a}^T. \quad (58)$$

The rotational kinematics can thus be written in one of two ways:

$$\dot{\mathbf{C}}(\phi) = \boldsymbol{\omega}^\wedge \mathbf{C}(\phi) \quad \Leftrightarrow \quad \dot{\phi} = \mathbf{J}_e(\phi)^{-1} \boldsymbol{\omega}, \quad (59)$$

where ω is the angular velocity. Naturally, the expression on the right is subject to singularities. Considering an infinitesimal increment of time, the same Jacobian thus allows us to approximate the compounding of two exponentiated vectors $\phi_1, \phi_2 \in \mathbb{R}^3$ as

$$\exp(\phi_1^\wedge) \exp(\phi_2^\wedge) \approx \exp\left(\left(\mathbf{J}_e(\phi_2)^{-1}\phi_1 + \phi_2\right)^\wedge\right), \quad (60)$$

where ϕ_1 is assumed to be ‘small’. A similar situation exists for $SE(3)$ poses parametrized by the exponential map, $\mathbf{T}(\xi) = \exp(\xi^\wedge)$. The kinematics can be written in one of two ways:

$$\dot{\mathbf{T}}(\xi) = \varpi^\wedge \mathbf{T}(\xi) \Leftrightarrow \dot{\xi} = \mathcal{J}_e(\xi)^{-1} \varpi, \quad (61)$$

where ϖ is the generalized velocity or ‘twist’ and $\mathcal{J}_e(\xi)^{-1}$ is the Jacobian (expression can be found in Barfoot (2017)). Again, this allows us to approximate the compounding of two exponentiated vectors $\xi_1, \xi_2 \in \mathbb{R}^6$ as

$$\exp(\xi_1^\wedge) \exp(\xi_2^\wedge) \approx \exp\left(\left(\mathcal{J}_e(\xi_2)^{-1}\xi_1 + \xi_2\right)^\wedge\right), \quad (62)$$

where ξ_1 is assumed to be ‘small’.

To work with the Cayley map (instead of the exponential map), we will require similar Jacobian expressions, which are summarized neatly by Müller (2021). In our notation, for rotations parameterized by the Cayley map, $\mathbf{C}(\phi) = \text{cay}(\phi^\wedge)$, the inverse left Jacobian expression is

$$\mathbf{J}_c(\phi)^{-1} = \mathbf{I} - \frac{1}{2}\phi^\wedge + \frac{1}{4}\phi\phi^T, \quad (63)$$

which is appealing in that it does not involve any trigonometric functions compared to (58). In passing, the left Jacobian itself is the tidy expression,

$$\mathbf{J}_c(\phi) = \frac{1}{1 + \frac{1}{4}\phi^T\phi} \left(\mathbf{I} + \frac{1}{2}\phi^\wedge \right). \quad (64)$$

The rotational kinematics can be written as

$$\dot{\mathbf{C}}(\phi) = \omega^\wedge \mathbf{C}(\phi) \Leftrightarrow \dot{\phi} = \mathbf{J}_c(\phi)^{-1} \omega, \quad (65)$$

and the compounding approximation for vectors $\phi_1, \phi_2 \in \mathbb{R}^3$ is

$$\text{cay}(\phi_1^\wedge) \text{cay}(\phi_2^\wedge) \approx \text{cay}\left(\left(\mathbf{J}_c(\phi_2)^{-1}\phi_1 + \phi_2\right)^\wedge\right), \quad (66)$$

where ϕ_1 is assumed to be ‘small’. Finally, for poses parameterized by the Cayley map, $\mathbf{T}(\xi) = \text{cay}(\xi^\wedge)$, the kinematics are

$$\dot{\mathbf{T}}(\xi) = \varpi^\wedge \mathbf{T}(\xi) \Leftrightarrow \dot{\xi} = \mathcal{J}_c(\xi)^{-1} \varpi, \quad (67)$$

where ϖ is the generalized velocity or ‘twist’ and $\mathcal{J}_c(\xi)^{-1}$ is the inverse Jacobian:

$$\mathcal{J}_c(\xi)^{-1} = \mathbf{I} - \frac{1}{2}\xi^\wedge + \frac{1}{4}\Lambda(\xi\xi^T), \quad \Lambda(\xi\xi^T) = \begin{bmatrix} \mathbf{0} & \phi^\wedge \rho^\wedge \\ \mathbf{0} & \phi\phi^T \end{bmatrix}. \quad (68)$$

Again, we have a nice expression void of any trigonometric functions. The compounding approximation for two vectors $\xi_1, \xi_2 \in \mathbb{R}^6$ is then

$$\text{cay}(\xi_1^\wedge) \text{cay}(\xi_2^\wedge) \approx \text{cay}\left(\left(\mathcal{J}_c(\xi_2)^{-1}\xi_1 + \xi_2\right)^\wedge\right), \quad (69)$$

where ξ_1 is assumed to be ‘small’.

A.2 Rotation Averaging

To devise a local solver for (22), we begin with an initial guess, \mathbf{C}_{op} , and perturb it according to

$$\mathbf{C} = \text{cay}(\psi^\wedge) \mathbf{C}_{\text{op}}, \quad (70)$$

where $\psi \in \mathbb{R}^3$ is a small unknown perturbation. This ensures that $\mathbf{C} \in SO(3)$ during the optimization process. The error in the cost function is then

$$\phi_m = \text{cay}^{-1}\left(\mathbf{C}\tilde{\mathbf{C}}_m^T\right)^\vee = \text{cay}^{-1}\left(\text{cay}(\psi^\wedge)\mathbf{C}_{\text{op}}\tilde{\mathbf{C}}_m^T\right)^\vee \approx \mathbf{J}_c(\phi_{\text{op},m})^{-1}\psi + \phi_{\text{op},m}, \quad (71)$$

where we have used (66) to arrive at the approximation and defined $\phi_{\text{op},m} = \text{cay}^{-1}(\mathbf{C}_{\text{op}}\tilde{\mathbf{C}}_m^T)^\vee$. A quadratic approximation to the cost function in (22) (in terms of the perturbation) is thus

$$\sum_{m=1}^M (\mathbf{J}_c(\phi_{\text{op},m})^{-1}\psi + \phi_{\text{op},m})^T \mathbf{W}_m (\mathbf{J}_c(\phi_{\text{op},m})^{-1}\psi + \phi_{\text{op},m}). \quad (72)$$

To minimize this with respect to ψ , we take the derivative and set to zero for an optimum, resulting in the linear system of equations

$$\left(\sum_{m=1}^M \mathbf{J}_c(\phi_{\text{op},m})^{-T} \mathbf{W}_m \mathbf{J}_c(\phi_{\text{op},m})^{-1} \right) \psi^* = \sum_{m=1}^M \mathbf{J}_c(\phi_{\text{op},m})^{-T} \mathbf{W}_m \phi_{\text{op},m}, \quad (73)$$

which we solve for the optimal perturbation, ψ^* . We then apply this optimal perturbation to the initial guess according to (70), and iterate the process to convergence. This is effectively Gauss-Newton adapted to work for $SO(3)$ and will converge locally in practice.

A.3 Pose Averaging

A very similar local solver can be devised for (28). We begin with an initial guess, \mathbf{T}_{op} , and perturb it according to

$$\mathbf{T} = \text{cay}(\epsilon^\wedge) \mathbf{T}_{\text{op}}, \quad (74)$$

where $\epsilon \in \mathbb{R}^6$ is a small unknown perturbation. This ensures that $\mathbf{T} \in SE(3)$ during the optimization process. A quadratic approximation to the cost function in (28) (in terms of the perturbation) is thus

$$\sum_{m=1}^M (\mathcal{J}_c(\xi_{\text{op},m})^{-1}\epsilon + \xi_{\text{op},m})^T \mathbf{W}_m (\mathcal{J}_c(\xi_{\text{op},m})^{-1}\epsilon + \xi_{\text{op},m}), \quad (75)$$

where $\xi_{\text{op},m} = \text{cay}^{-1}(\mathbf{T}_{\text{op}}\tilde{\mathbf{T}}_m^{-1})^\vee$. To minimize this with respect to ϵ , we take the derivative and set to zero for an optimum, resulting in the linear system of equations

$$\left(\sum_{m=1}^M \mathcal{J}_c(\xi_{\text{op},m})^{-T} \mathbf{W}_m \mathcal{J}_c(\xi_{\text{op},m})^{-1} \right) \epsilon^* = \sum_{m=1}^M \mathcal{J}_c(\xi_{\text{op},m})^{-T} \mathbf{W}_m \xi_{\text{op},m}, \quad (76)$$

which we solve for the optimal perturbation, ϵ^* . We then apply this optimal perturbation to the initial guess according to (74), and iterate the process to convergence. This is effectively Gauss-Newton adapted to work for $SE(3)$ and will converge locally in practice.

A.4 Discrete-Time Trajectory Estimation

To devise a local solver for (37), we begin with initial guesses, $\mathbf{T}_{\text{op},k}$, and perturb them according to

$$\mathbf{T}_k = \text{cay}(\epsilon_k^\wedge) \mathbf{T}_{\text{op},k}, \quad (77)$$

where $\epsilon_k \in \mathbb{R}^6$ are small unknown perturbations. This ensures that $\mathbf{T}_k \in SE(3)$ during the optimization process. A quadratic approximation to the cost function in (37) (in terms of the perturbations) is thus

$$\begin{aligned} & \sum_{k=1}^K (\mathcal{J}_c(\xi_{\text{op},k})^{-1}\epsilon_k + \xi_{\text{op},k})^T \mathbf{W}_k (\mathcal{J}_c(\xi_{\text{op},k})^{-1}\epsilon_k + \xi_{\text{op},k}) \\ & + \sum_{k=1}^{K-1} (\mathcal{J}_c(\xi_{\text{op},k+1,k})^{-1}(\epsilon_{k+1} - \mathcal{T}_{\text{op},k+1,k}\epsilon_k) + \xi_{\text{op},k+1,k})^T \\ & \quad \times \mathbf{W}_{k+1,k} (\mathcal{J}_c(\xi_{\text{op},k+1,k})^{-1}(\epsilon_{k+1} - \mathcal{T}_{\text{op},k+1,k}\epsilon_k) + \xi_{\text{op},k+1,k}), \end{aligned} \quad (78)$$

where $\xi_{\text{op},k} = \text{cay}^{-1}(\mathbf{T}_{\text{op},k} \tilde{\mathbf{T}}_k^{-1})^\vee$, $\xi_{\text{op},k+1,k} = \text{cay}^{-1}(\mathbf{T}_{\text{op},k+1} \mathbf{T}_{\text{op},k}^{-1} \tilde{\mathbf{T}}_{k+1,k}^{-1})^\vee$, and $\mathcal{T}_{\text{op},k+1,k} = \text{Ad}(\mathbf{T}_{\text{op},k+1} \mathbf{T}_{\text{op},k}^{-1})$. We can tidy this up by defining

$$\mathbf{H} = \begin{bmatrix} -\mathcal{J}_c(\xi_{\text{op},1})^{-1} & \mathbf{0} & \cdots & \mathbf{0} \\ \mathcal{J}_c(\xi_{\text{op},2,1})^{-1} \mathcal{T}_{\text{op},2,1} & -\mathcal{J}_c(\xi_{\text{op},2,1})^{-1} & \cdots & \mathbf{0} \\ \mathbf{0} & -\mathcal{J}_c(\xi_{\text{op},2})^{-1} & \cdots & \mathbf{0} \\ \mathbf{0} & \mathcal{J}_c(\xi_{\text{op},3,2})^{-1} \mathcal{T}_{\text{op},3,2} & \cdots & \mathbf{0} \\ \vdots & \vdots & \ddots & \vdots \\ \mathbf{0} & \mathbf{0} & \cdots & -\mathcal{J}_c(\xi_{\text{op},K})^{-1} \end{bmatrix}, \quad \xi_{\text{op}} = \begin{bmatrix} \xi_{\text{op},1} \\ \xi_{\text{op},2,1} \\ \xi_{\text{op},2} \\ \xi_{\text{op},3,2} \\ \vdots \\ \xi_{\text{op},K} \end{bmatrix}, \quad \epsilon = \begin{bmatrix} \epsilon_1 \\ \epsilon_2 \\ \vdots \\ \epsilon_K \end{bmatrix},$$

$$\mathbf{W} = \text{diag}(\mathbf{W}_1, \mathbf{W}_{2,1}, \mathbf{W}_2, \dots, \mathbf{W}_{K,K-1}, \mathbf{W}_K), \quad (79)$$

whereupon the quadratic approximation to the cost function can be written as

$$(\xi_{\text{op}} - \mathbf{H}\epsilon)^T \mathbf{W} (\xi_{\text{op}} - \mathbf{H}\epsilon). \quad (80)$$

Minimizing this with respect to ϵ results in a linear system of equations:

$$\mathbf{H}^T \mathbf{W} \mathbf{H} \epsilon^* = \mathbf{H}^T \mathbf{W} \xi_{\text{op}}. \quad (81)$$

We solve for the optimal perturbations, ϵ^* , apply them to the initial guess according to (77), and iterate the process to convergence. This is again Gauss-Newton adapted to work for $SE(3)$ and will converge locally in practice.

A.5 Continuous-Time Trajectory Estimation

To devise a local solver for (46), we begin with initial guesses, $\{\mathbf{T}_{\text{op},k}, \varpi_{\text{op},k}\}$, and perturb them according to

$$\mathbf{T}_k = \text{cay}(\epsilon_k^\wedge) \mathbf{T}_{\text{op},k}, \quad \varpi = \varpi_{\text{op},k} + \eta_k, \quad (82)$$

where $\epsilon_k, \eta_k \in \mathbb{R}^6$ are small unknown perturbations. This ensures that $\mathbf{T}_k \in SE(3)$ during the optimization process. A quadratic approximation to the cost function in (46) (in terms of the perturbations) is thus

$$\sum_{k=1}^K (\xi_{\text{op},k} - \mathbf{G}_k \mathbf{x}_k)^T \mathbf{W}_k (\xi_{\text{op},k} - \mathbf{G}_k \mathbf{x}_k) + (\tilde{\varpi}_1 - \varpi_{\text{op},1} - \mathbf{E}_1 \mathbf{x}_1)^T \mathbf{Q}_1^{-1} (\tilde{\varpi}_1 - \varpi_{\text{op},1} - \mathbf{E}_1 \mathbf{x}_1) \\ + \sum_{k=1}^{K-1} (\mathbf{e}_{\text{op},k+1,k} + \mathbf{F}_k \mathbf{x}_k - \mathbf{E}_{k+1} \mathbf{x}_{k+1})^T \mathbf{Q}_{k+1,k}^{-1} (\mathbf{e}_{\text{op},k+1,k} + \mathbf{F}_k \mathbf{x}_k - \mathbf{E}_{k+1} \mathbf{x}_{k+1}), \quad (83)$$

where

$$\mathbf{x}_k = \begin{bmatrix} \epsilon_k \\ \eta_k \end{bmatrix}, \quad \mathbf{e}_{\text{op},k+1,k} = \begin{bmatrix} (t_{k+1} - t_k) \varpi_{\text{op},k} - \xi_{\text{op},k+1,k} \\ \varpi_{\text{op},k} - \varpi_{\text{op},k+1} \end{bmatrix}, \quad \mathbf{G} = [-\mathcal{J}_c(\xi_{\text{op},k})^{-1} \quad \mathbf{0}], \quad \mathbf{E}_1 = [\mathbf{0} \quad \mathbf{I}], \\ \mathbf{F}_k = \begin{bmatrix} \mathcal{J}_c(\xi_{\text{op},k+1,k})^{-1} \mathcal{T}_{\text{op},k+1,k} & (t_{k+1} - t_k) \mathbf{I} \\ \mathbf{0} & \mathbf{I} \end{bmatrix}, \quad \mathbf{E}_{k+1} = \begin{bmatrix} \mathcal{J}_c(\xi_{\text{op},k+1,k})^{-1} & \mathbf{0} \\ \mathbf{0} & \mathbf{I} \end{bmatrix} \quad (84)$$

with $\xi_{\text{op},k} = \text{cay}^{-1}(\mathbf{T}_{\text{op},k} \tilde{\mathbf{T}}_k^{-1})^\vee$, $\xi_{\text{op},k+1,k} = \text{cay}^{-1}(\mathbf{T}_{\text{op},k+1} \mathbf{T}_{\text{op},k}^{-1})^\vee$, and $\mathcal{T}_{\text{op},k+1,k} = \text{Ad}(\mathbf{T}_{\text{op},k+1} \mathbf{T}_{\text{op},k}^{-1})$. We can tidy this up by defining the following⁴

$$\mathbf{F}^{-1} = \begin{bmatrix} \mathbf{E}_1 & \mathbf{0} & \mathbf{0} & \cdots & \mathbf{0} & \mathbf{0} \\ -\mathbf{F}_1 & \mathbf{E}_2 & \mathbf{0} & \cdots & \mathbf{0} & \mathbf{0} \\ \mathbf{0} & -\mathbf{F}_2 & \mathbf{E}_3 & \cdots & \mathbf{0} & \mathbf{0} \\ \vdots & \vdots & \vdots & \ddots & \vdots & \vdots \\ \mathbf{0} & \mathbf{0} & \mathbf{0} & \cdots & -\mathbf{F}_{K-1} & \mathbf{E}_K \end{bmatrix}, \quad \mathbf{Q} = \text{diag}(\mathbf{Q}_1, \mathbf{Q}_{2,1}, \dots, \mathbf{Q}_{K,K-1}), \\ \mathbf{G} = \text{diag}(\mathbf{G}_1, \mathbf{G}_2, \dots, \mathbf{G}_K), \quad \mathbf{R} = \text{diag}(\mathbf{W}_1^{-1}, \mathbf{W}_2^{-1}, \dots, \mathbf{W}_K^{-1}), \\ \mathbf{e}_{\text{op},v} = \begin{bmatrix} \tilde{\varpi}_1 - \varpi_{\text{op},1} \\ \mathbf{e}_{\text{op},2,1} \\ \vdots \\ \mathbf{e}_{\text{op},K,K-1} \end{bmatrix}, \quad \mathbf{e}_{\text{op},y} = \begin{bmatrix} \xi_{\text{op},1} \\ \xi_{\text{op},2} \\ \vdots \\ \xi_{\text{op},K} \end{bmatrix}, \quad \mathbf{x} = \begin{bmatrix} \mathbf{x}_1 \\ \mathbf{x}_2 \\ \vdots \\ \mathbf{x}_K \end{bmatrix}, \quad (85)$$

⁴The notation was chosen to match the continuous-time estimation chapter of Barfoot (2017).

whereupon the cost function in (46) can be written as

$$(\mathbf{e}_{\text{op},y} - \mathbf{G}\mathbf{x})^T \mathbf{R}^{-1} (\mathbf{e}_{\text{op},y} - \mathbf{G}\mathbf{x}) + (\mathbf{e}_{\text{op},v} - \mathbf{F}^{-1}\mathbf{x})^T \mathbf{Q}^{-1} (\mathbf{e}_{\text{op},v} - \mathbf{F}^{-1}\mathbf{x}). \quad (86)$$

Minimizing this with respect to \mathbf{x} results in a linear system of equations:

$$(\mathbf{G}^T \mathbf{R}^{-1} \mathbf{G} + \mathbf{F}^{-T} \mathbf{Q}^{-1} \mathbf{F}^{-1}) \mathbf{x}^* = \mathbf{G}^T \mathbf{R}^{-1} \mathbf{e}_{\text{op},y} + \mathbf{F}^{-T} \mathbf{Q}^{-1} \mathbf{e}_{\text{op},v}. \quad (87)$$

We solve for the optimal perturbations, \mathbf{x}^* , unstack into $\boldsymbol{\epsilon}_k^*$ and $\boldsymbol{\eta}_k^*$, then apply them to the initial guess according to (82), and iterate the process to convergence. This is again Gauss-Newton adapted to work for $SE(3)$ and will converge locally in practice. Note, if we do not have pose measurements at some of the estimation times, we can simply delete the appropriate rows/columns of \mathbf{G} , \mathbf{R} , and $\mathbf{e}_{\text{op},y}$.