

Modeling Heat Capacity of Supercritical Fluids: A Phonon Theory Approach

Yu Liu*, Chao Liu

Key laboratory of low-grade Energy Utilization Technologies and systems, Ministry
of education, School of energy and power Engineering, Chongqing University,
Chongqing ,400030, China

*Corresponding author: Tel: +86-023-65111826,

E-mail: Po_liuyu@163.com; liu_yu@cqu.edu.cn

ABSTRACT

Recent research shows that liquids and dense supercritical fluids support high frequency shear waves. Here, we proposed a general heat capacity model of supercritical fluids using the latest theoretical findings (the liquid phonon theory). In this theory, heat capacity c_v of supercritical fluids is only related to the infinite-frequency shear modulus, Debye relaxation time and minimal length of the longitudinal mode in supercritical fluids rather than the system-specific structure and interactions. The present model quantitatively explains the heat capacities in the liquid-like region and the gas-like region above the critical point. At the same time, the heat capacities of 6 supercritical fluids (including monatomic fluids Ar, Ne and molecular fluids N₂, CO, CO₂, CH₄) over a wide range of temperatures and pressures were calculated using the present model, yielding a high accuracy with no free-fitting parameters. This model has two advantages: (1) The contribution of intramolecular vibrations was considered, which makes the model applicable to molecular fluids and high temperature region; (2) This method starts from the quasi-harmonic Debye model. Thus, it does not require any adjustable parameters and thermal expansion coefficients. Furthermore, the present c_v model of the rigid liquid-like supercritical region in this paper can be extended to liquid phase of molecular fluids.

Key words: Heat capacity; supercritical fluids; prediction; Debye model

1 Introduction

When the temperature and pressure of a fluid exceed its critical temperature and critical pressure, it enters a state known as the supercritical state, and the fluid itself is referred to as a supercritical fluid [1-3]. Supercritical fluid, is often hailed as the next-generation strategic technology for its wide utilization in energy, extraction, and cooling technologies [4-9]. Despite the widespread industrial application of supercritical fluids, our understanding of their thermodynamic properties, particularly heat capacity c_v , remains insufficient [10]. Researchers have employed phonon theory and the Boltzmann transport equation to study solids [11] and gases [12], deriving heat capacity $c_v=3R$ (Dulong-Petit Law) and $3R/2$ (kinetic theory of gases), respectively. However, when it comes to liquids and supercritical fluids, we found it is difficult to model them applying the same theories used for solids and gases [13]. Dealing with supercritical fluids faces a formidable

challenge. Landau and Lifshitz emphasized that thermodynamic properties of dense fluids cannot be expressed as a general analytical form due to their significant molecule diffusion and strong interactions.

Currently, the main approach employed for modeling heat capacity of fluids is the Equation of State (EoS) [14-16]. In this method, Helmholtz energy was expressed as an empirical function of density (ρ) and temperature (T). Using EoS, one can derive the heat capacity. However, this method relies on numerous empirical parameters which lack clear physical significance and must be determined by experimental data of thermodynamic properties. Consequently, when attempting to extrapolate EoS to unexplored temperature and pressure region, the results are not guaranteed [17]. Molecular dynamics (MD) simulation plays a crucial role to investigate heat capacity [18]. By considering molecular interaction, it enables the prediction of various physical properties of fluids. MD provides a molecular-level understanding for heat capacity. This approach proves valuable when experimental properties of target fluids are scarce. Nevertheless, the performance of molecular dynamics simulation strongly depends on the potential function [19], which fails to accurately determine the heat capacity of fluids whose potential function is limited. Besides, the perturbation theory, the corresponding state principle and group contribution method were also used to calculate the heat capacity. Sheng et al [20] conducted a comprehensive review of available empirical models for heat capacity of fluids. Zaccone and co-workers [21-23] proposed a physically-based approach for heat capacity calculation using the vibrational density of states of liquids, this theory can be used to explain the typical monotonic decrease in heat capacity with temperature and provides a good single-parameter fitting to various experimental data for liquids. To sum up, the previous heat capacity models are practical but lack physical insight, suggesting that current understanding of supercritical fluids is incomplete [24]. In this work, we first analyzed the dynamic behavior of the supercritical fluids. Then, we proposed a physically-based heat capacity of supercritical fluids with no free-fitting parameters.

Unlike the traditional idea that physical properties are homogeneous above the critical point [25], new research [26] found the supercritical fluids exhibits two distinct states, namely a low-temperature, rigid liquid-like fluid and a high-temperature, non-rigid gas-like fluid, as shown in Figure 1. In fluid dynamics, the Frenkel line serves as the boundary in the pressure-temperature diagram. It delimits more liquid-like and more gas-like states of a supercritical fluid. Supercritical

fluids on either side of this line are referred to as "liquid-like" and "gas-like" states, showing different behavior and structure. In rigid liquid-like supercritical fluids, transverse waves exist, resembling the behavior observed in solids. On the other hand, non-rigid gas-like fluids do not support shear modes, like gases. In the gas-like supercritical region, the system cannot maintain rigidity with any frequency, displaying gas-like characteristics.

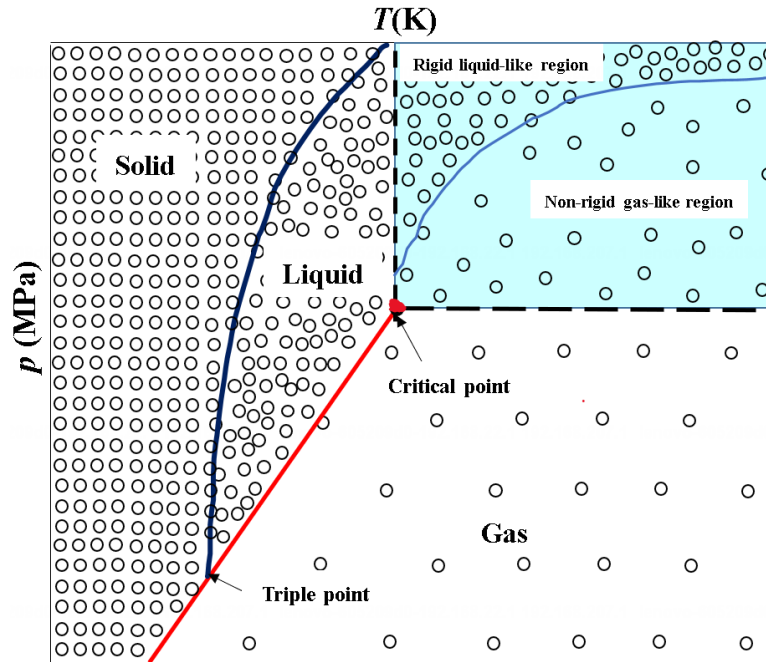


Figure 1. Phase diagram of solid, liquid, gas and supercritical matter

Heat capacity c_v of a liquid-like supercritical fluid undergoes a significant decrease from approximately $3R$ to $2R$ as temperature increases [27-31]. This behavior can be explained quantitatively by the progressive loss of two shear waves with frequency $\omega > 1/\tau$. Frenkel's theory provides an explanation at the molecular level, suggesting that liquid-like supercritical fluids can be regarded as the solid structure on timescales shorter than the liquid relaxation time τ [32-34]. During these short durations or at frequencies greater than $\omega > 1/\tau$, solid-like shear waves can propagate in the supercritical fluid. Note that τ is the liquid relaxation time (the average time between continuous atomic jumps at a point in space), which is the vibration time of molecules at the equilibrium position. Neutron diffraction shows that Before the local structure is reorganized molecules in the liquid-like region can vibrate about 10 to 100 times near the original place, which is the approximate image of the molecular structure in liquids) [35].

When the relaxation time τ approaches τ_D , the liquid-like supercritical fluid's ability to sustain transverse waves at any frequency diminishes [36]. At this point, the system's potential energy is

solely dependent on the longitudinal modes, resulting in a total energy of $2RT$ and a heat capacity c_v of $2R$ [10, 37]. Therefore, the decrease in c_v from approximately $3R$ to $2R$ corresponds to the rigid liquid-like region, where short-duration and solid-like shear waves with high-frequency exist [38,39]. Note that the heat capacity of $2R$ is not coincidental but corresponds to a crossover occurring on the Frenkel line [40]. Simultaneously, the drop in c_v represents the elimination of potential energy associated with transverse modes. As a result, supercritical fluids are no longer capable of sustaining shear waves at any frequency. Instead, the fluids transition into a new dynamic state resembling a non-rigid gas-like behavior, where molecule motion becomes purely collisional, like that in gases. Heat capacity c_v continues to decline from $2R$ of crossover value to $3R/2$ of ideal gas value as temperature increases.

Based on the fact that transverse waves with high frequency exist in liquids and dense supercritical fluids [26,41], Trachenko [13] firstly applied phonon excitations to calculate liquid heat capacity in 2008. Then Bolmatov and co-workers employed phonon theory, with some modifications, to derive the heat capacity of several supercritical fluids (e.g. Ar) [10]. Proctor [17] conducted a detailed analysis of the phonon theory of liquid thermodynamics. He concluded that the theory exhibits physically sensible parameters and the reasonable trend with density. This method circumvents the need for direct calculation of the interaction potential function between molecules. Besides, it eliminates the requirement for free-fitting parameters, exhibiting a high level of generality. However, the model proposed by Bolmatov et al overlooks the intramolecular vibrations inside the supercritical fluids. As a result, their model cannot be applied to substances with internal molecular structure in medium/high temperature region where the effect of intramolecular vibrations is obvious (e.g. CO_2 above room temperature, the intramolecular vibration's contribution to heat capacity is over 30%). Moreover, the model requires the thermal expansion coefficients of the target fluid, which also poses a limitation on its further application. In this paper, we developed an alternate model to improve these defects in previous liquid phonon theory. Notably, this model considers the contribution of intramolecular vibrations, enabling its application to molecular fluids and high temperatures. Additionally, the model originates from the quasi-harmonic Debye model, rendering it independent of thermal expansion coefficients of the target fluid.

The rest of this paper is arranged as below, Section 2 discusses heat capacities in liquid-like region

and gas-like region separately. According to the latest findings above, a general heat capacity model of supercritical fluids was presented using the phonon theory. Section 3 calculates heat capacities of 6 common used fluids (Ar, Ne, N₂, CO, CO₂, CH₄) by means of the proposed model to test its performance. Section 4 explains the microscopic mechanism of heat capacity variation of monatomic and molecular supercritical fluids.

2 Development of the proposed model

Low-temperature rigid liquid-like supercritical fluid. Supercritical fluids involve two types of motion: phonon motion (molecular vibration around the equilibrium positions) and diffusional motion between adjacent positions, that is,

$$E = E_v + E_d \quad (1)$$

Here E is the total energy. E_v and E_d are phonon and diffusional energy. The dynamic behavior of low-temperature rigid liquid-like supercritical fluids is similar to that of liquids, that is to say, supporting both longitudinal waves with all frequencies and shear waves with frequencies exceeding the Frenkel frequency w_F (i.e. $w > w_F$, where $w_F = 2\pi/\tau = 2\pi G_\infty/\eta$, and the Maxwell relation $\tau = \eta/G_\infty$ is used to obtain liquid relaxation time τ . η and G_∞ refer to viscosity and infinite-frequency shear modulus) [40].

$$E = K_l + P_l + K_s(w > w_F) + P_s(w > w_F) + K_d + P_d \quad (2)$$

Where K and P are kinetic and potential components of the energy. Subscript l , s and d represent longitudinal, shear and diffusion, respectively. According to the previous studies by Bolmatov et al [33][34], it has been found that P_d in Eq.(2) is significantly smaller than the other terms, rendering it negligible. In that case, by combining the kinetic energy terms, the energy of the rigid liquid-like supercritical fluid can be expressed as below,

$$E = K + P_l + P_s(w > w_F) \quad (3)$$

Applying the energy equipartition theorem, we obtain $P_l = E_l/2$, $P_s(w > w_F) = E_s(w > w_F)/2$, and $K = K_l + K_s = E_l/2 + E_s/2$. Consequently, the total energy is then $E = E_l + E_s/2 + E_s(w > w_F)/2$. Since $E_s = E_s(w < w_F) + E_s(w > w_F)$, the total energy is given by,

$$E = E_l + E_s(w > w_F) + \frac{E_s(w < w_F)}{2} \quad (4)$$

Each term in the above formula can be calculated using the phonon free energy F_{ph} . Here, the quasi-harmonic Debye model [42] was introduced to obtain the energy term E_{ph} .

$$E_{ph} = F_{ph} - T \frac{dF_{ph}}{dT} \quad (5)$$

$$F_{ph} = \int \left[\frac{1}{2} hw + k_B T \ln(1 - e^{-hw/k_B T}) \right] g(w) dw \quad (6)$$

For the longitudinal phonon energy E_l , the density of states $g(w)$ is $3N(w^2/w_D^3)$ while the integration range is from 0 to w_D . For the high-frequency shear phonon energy $E_s(w > w_F)$, the density of states $g(w)$ is $6N(w^2/w_D^3)$ while the integration range is from w_F to w_D . For the low-frequency shear phonon energy $E_s(w < w_F)$, the phonon density of states $g(w)$ is $6N(w^2/w_D^3)$, integrating from 0 to w_F . Therefore, the phonon free energy can be expressed as follows,

$$F_l = \frac{1}{3} nRT \left[\frac{9}{8} \frac{\theta_D}{T} + 3 \ln(1 - e^{-\frac{\theta_D}{T}}) - D\left(\frac{\theta_D}{T}\right) \right] \quad (7)$$

$$F_s(w > w_F) = \frac{2}{3} nRT \left[\frac{9}{8} \frac{\theta_D}{T} + 3 \ln(1 - e^{-\frac{\theta_D}{T}}) - D\left(\frac{\theta_D}{T}\right) \right] - \frac{2}{3} nRT \left(\frac{w_F}{w_D} \right)^3 \left[\frac{9}{8} \frac{hw_F}{k_B T} + 3 \ln(1 - e^{-\frac{hw_F}{k_B T}}) - D\left(\frac{hw_F}{k_B T}\right) \right]$$

$$F_s(w < w_F) = \frac{2}{3} nRT \left(\frac{w_F}{w_D} \right)^3 \left[\frac{9}{8} \frac{hw_F}{k_B T} + 3 \ln(1 - e^{-\frac{hw_F}{k_B T}}) - D\left(\frac{hw_F}{k_B T}\right) \right]$$

$$D(x) = \frac{3}{x^3} \int_0^x \frac{z^3 dz}{\exp(z) - 1}$$

where θ_D represents the Debye temperature (hw_D/k_B). $D(x)$ stands for the Debye function.

$$c_v = dE/dT \quad (8)$$

For a monatomic fluid, its kinetic energy solely comprises translational kinetic energy ($c_v = c_{v,trans}$). However, the kinetic energy of molecular fluids consists of three contributions: the translational kinetic energy, the rotational kinetic energy and the vibrational kinetic energy. However, Eq.(4) and (8) only consider the translational kinetic energy, disregarding the rotational and vibrational kinetic energy components. When operating above room temperature, the rotational kinetic energy becomes fully excited, reaching its classical value. In the case of linear molecules, the contribution of rotational motion to heat capacity, $c_{v,rot}$, is equal to R . As for nonlinear molecules, $c_{v,rot}$ is $1.5R$. Regarding to the contribution of vibrational kinetic energy to heat capacity, it still exhibits

quantum features even above 1000 K due to its significant energy level spacing. Hence, within a broad temperature range, the contribution of vibration to the heat capacity, $c_{v,vib}$, is not in line with the classical value predicted by the energy equipartition theorem. Full excitation of vibrational energy occurs only at extremely high temperatures. In the commonly employed temperature range, vibrational energy demonstrates a quantum nature, where $hw \gg k_B T$ (h represents Planck's constant, w denotes frequency of the oscillator, k_B signifies Boltzmann's constant, and T stands for temperature). Consequently, the contribution of all vibrational degrees of freedom to heat capacity is determined by

$$c_{v,vib} = \sum_{i=1}^n R \left(\frac{\theta_{vi}}{T} \right)^2 e^{\theta_{vi}/T} / \left(e^{\theta_{vi}/T} - 1 \right)^2 \quad (9)$$

Where n is the number of vibrational degrees of freedom. θ_{vi} is vibrational temperature in K and is defined as $\theta_{vi} = hw_0/k_B$. The vibrational temperature is commonly used to calculate the vibrational partition function. The vibrational temperatures of selected fluids are listed in Appendix.

Given the contribution of translational kinetic energy, rotation kinetic energy and vibration kinetic energy, heat capacity of rigid liquid-like supercritical fluids can be determined by summing these components.

High temperature non-rigid gas-like fluid. In the high-temperature non-rigid gas-like region, the supercritical fluid is unable to support shear waves at any frequencies while only longitudinal waves exist in the system. In this case, the total energy of the non-rigid gas-like supercritical fluids comprises kinetic energy and potential energy of longitudinal phonon with frequencies lower than w_0 .

$$E = K + P_l(w < w_0) \quad (10)$$

Where K represents the kinetic energy in the supercritical fluid. For monatomic fluids, only the translational kinetic energy ($E_{k,trans}$) is considered, which is given by $E_{k,trans} = 3RT/2$. However, for molecular fluids, both rotational kinetic energy and vibrational kinetic energy contribute to the total molecular kinetic energy. To calculate the upper limit of integration (w_0) in the system, the minimal wavelength of longitudinal modes, λ , present in the supercritical fluid was used. w_0 is determined by $w_0 = (2\pi/\lambda)c$, where c refers to the speed of sound in the fluid.

In the high-temperature gas-like region of supercritical fluids, the shortest wavelength λ is determined by the mean free path, which can be calculated using $\eta = \rho u \lambda / 3$, where ρ is the density of fluids and u is average velocity. Consequently, the mean free path can be utilized to determine the maximum frequency w_0 in a supercritical fluid.

Furthermore, based on the energy equipartition theorem, potential energy of longitudinal phonon with frequencies lower than w_0 can be written as $P_l(w < w_0) = E_l(w < w_0) / 2$. Here, E_l represents the longitudinal wave energy, which can be calculated based on the longitudinal phonon free energy (Eq.(6)). The density of states is determined using the Debye density of states, given by $g(w) = 3N(w^2/w_D^3)$. By integrating the formula for longitudinal phonon free energy from 0 to w_0 , the phonon free energy is therefore,

$$F_l = \frac{1}{3} nRT \left(\frac{w_0}{w_D} \right)^3 \left[\frac{9}{8} \frac{\theta_0}{T} + 3 \ln(1 - e^{-\frac{\theta_0}{T}}) - D\left(\frac{\theta_0}{T}\right) \right] \quad (11)$$

Substituting Eq.(11) into Eq.(5), the longitudinal wave potential energy with a frequency lower than w_0 $P_l(w < w_0)$ can be obtained. Here $\theta_0 = hw_0/k_B$. Combined with Eq.(10), the energy of the non-rigid gas-like supercritical fluid can be determined. Deriving the energy allows to obtain heat capacity c_v of the gas-like region,

$$c_v = \frac{d(K + P_l(w < w_0))}{dT} = c_{v,K} + c_{v,P} \quad (12)$$

Note that $c_{v,K}$ includes three contributions: translational kinetic energy component $c_{v,trans}$, rotational kinetic energy component $c_{v,rot}$ and vibrational kinetic energy component $c_{v,vib}$. As mentioned before, for monatomic fluids, its total heat capacity c_v only counts the first part $c_{v,trans}$. However, for molecular fluids with internal structures, both the latter two components, $c_{v,rot}$ and $c_{v,vib}$, need to be taken into consideration. At room temperature and above, the rotational kinetic energy component of heat capacity $c_{v,rot}$ is fully excited and reaches its classical value. For linear molecules, $c_{v,vib} = R$, while for nonlinear molecules, $c_{v,vib} = 1.5R$. Regarding the contribution of vibrational kinetic energy $c_{v,vib}$, it can be calculated using formula (9). Then, heat capacity of non-rigid gas-like supercritical fluids can be obtained.

Extrapolation Performance. By examining the free energy expression of the rigid liquid-like region, Debye model and Dulong-Petit Law can be obtained by differentiating the free energy equation (Eq.(7)) along the isotherm, assuming that the Debye temperature θ_D is solely dependent

on the density. Similarly, by deriving the free energy model of the non-rigid gas-like supercritical fluids (Eq.(10)), heat capacity of the gas, that is, $c_v=3R/2$, can be obtained. The remarkable extrapolation demonstrates that the present model has a solid physical foundation.

3 Heat Capacity of Selected Supercritical Fluids

Based on the c_v formulation mentioned above, heat capacity of six supercritical fluids (Ar, Ne, N₂, CO, CO₂, CH₄) were calculated in the temperature range from 58 to 780 K and pressures up to 913 MPa. The calculation process is outlined below,

- 1, To obtain the liquid relaxation time and the shortest wavelength of the longitudinal mode based on the fluid viscosity.
- 2, To substitute the obtained relaxation time and shortest wavelength into Eq.(5), (7) and (11) to derive the phonon free energy and energy.
- 3, To calculate the derivative of energy to obtain the heat capacity. This step does not consider the intra-molecular vibration and rotation.
- 4, To obtain the total heat capacity of the supercritical fluid by adding the intra-molecular rotational kinetic energy component $c_{v,rot}$ and intra-molecular vibration kinetic energy component $c_{v,vib}$. After following these steps, the calculated heat capacities were then compared with the experimental data from NIST REFPROP [43].

It can be observed that the present phonon theory calculations show excellent agreement with the reference values, see Figures 2 to 7. Taking Argon as an example, the Debye temperature (θ_D) is taken from the corresponding value of solid Ar (about 90 K) while the infinite-frequency shear modulus (G_∞) is approximately 0.2 GPa during the calculation process. The physical parameters are close to those stated in Bolmatov's work [13]. Note that phonon theory does not account for the abnormal variation of heat capacities in the near-critical region.

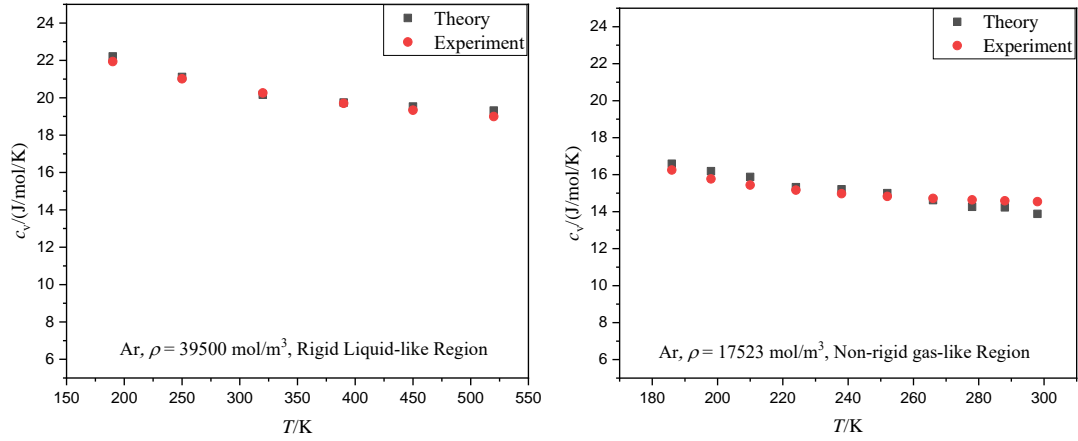


Figure 2. Calculated and Experimental c_v of supercritical Ar.

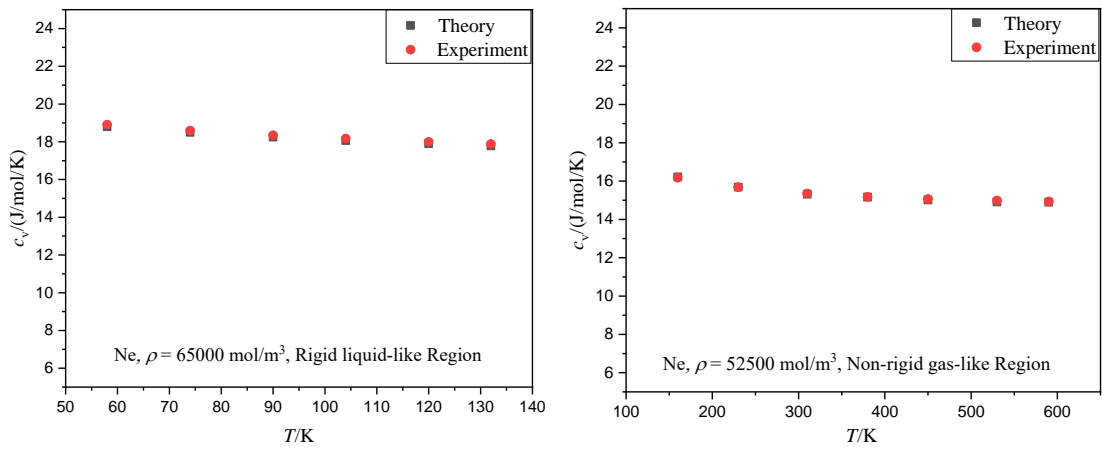


Figure 3. Calculated and Experimental c_v of supercritical Ne.

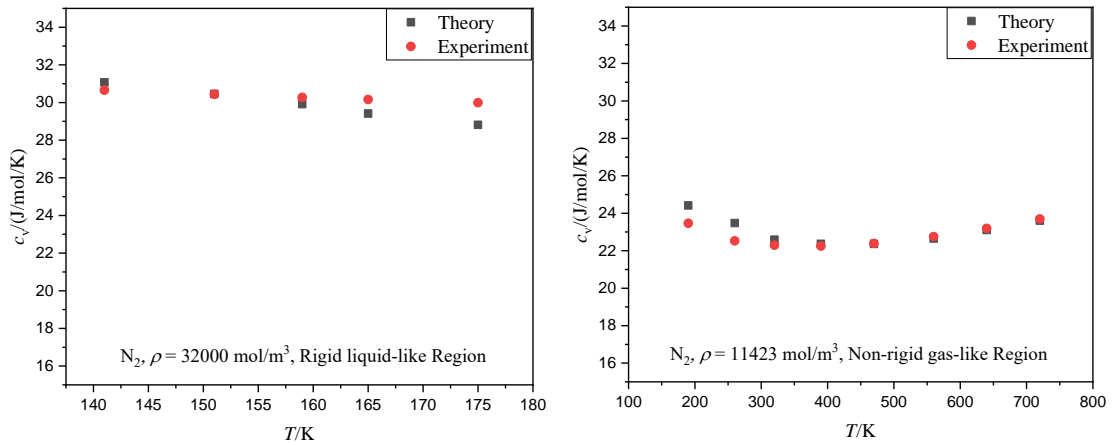


Figure 4. Calculated and Experimental c_v of supercritical N_2 .

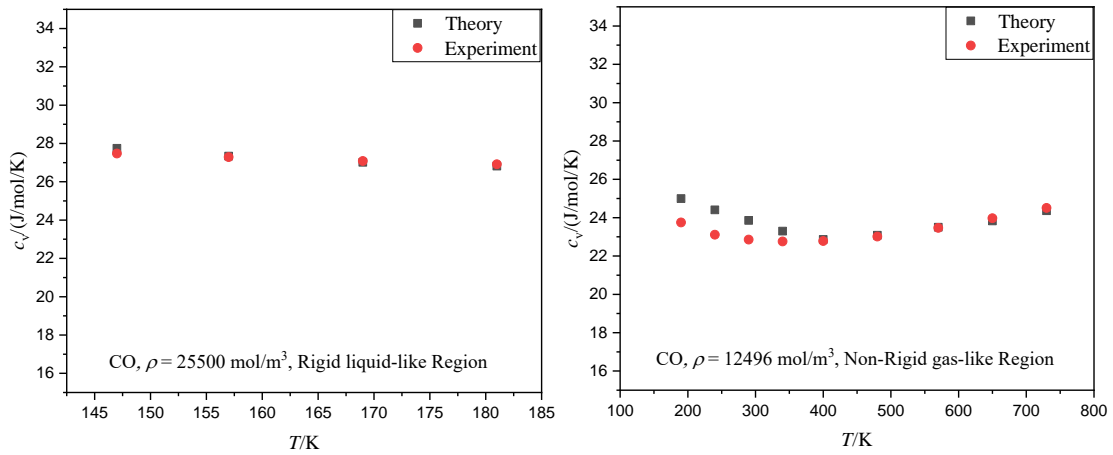


Figure 5. Calculated and Experimental c_v of supercritical CO.

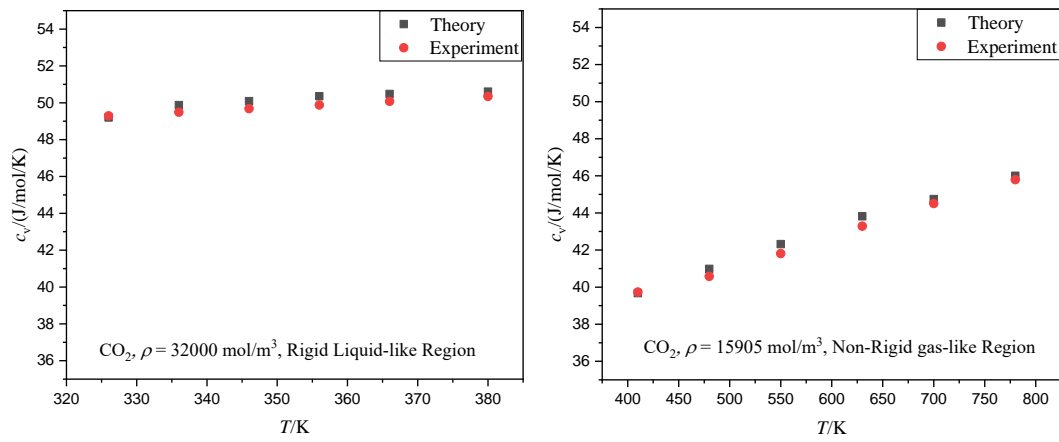


Figure 6. Calculated and Experimental c_v of supercritical CO₂.

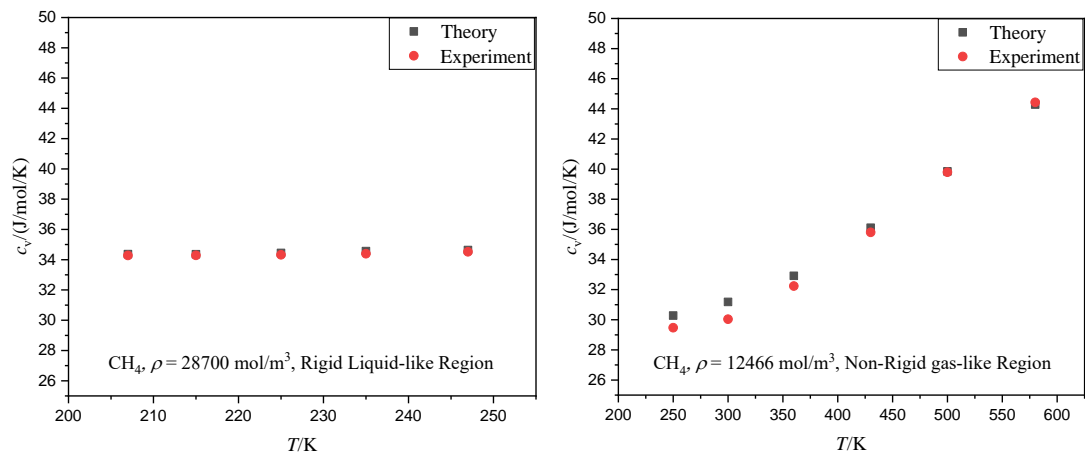


Figure 7. Calculated and Experimental c_v of supercritical CH₄.

3 Molecular-Level Understanding of Heat Capacity of Supercritical Fluids

In addition, the variation of heat capacity for supercritical fluids was explained using the phonon theory present in this work.

For monatomic fluids, in the liquid-like region, both the kinetic energy K and longitudinal wave potential energy P_1 in Eq. (3) increase rapidly with temperature (i.e. the slope $d(K+P_1)/dT$ gradually increases). However, as the temperature rises, the high-frequency shear wave potential energy $P_s(w>w_F)$ increases slowly and even decreases (i.e. the slope $dP_s(w>w_F)/dT$ gradually decreases and even becomes negative). While these two factors work together, the trend of decreasing slope predominates. Since the slope corresponds to the heat capacity, heat capacity of liquid-like supercritical fluids decreases with increasing temperature. In the gas-like region, the kinetic energy term K in Eq. (10) increases with temperature (slope $dK/dT=1.5R$), while the low-frequency longitudinal wave potential energy $P_1(w<w_0)$ decreases with temperature (slope $dP_1(w<w_0)/dT$ is negative). Again, the two factors work together, and the trend of decreasing slope dominates. As a result, heat capacity of gas-like supercritical fluids decreases with temperature and eventually reaches $1.5R$.

For molecular fluids, many factors affect their behavior, including intermolecular and intramolecular energy. Intermolecular energy refers to the interactions between molecules, while intramolecular energy involves molecular rotations and vibrations. At room temperature and above, intramolecular rotation reaches its classical value ($c_{v,rot} = R$ or $1.5R$). On the other hand, intramolecular vibration energy is quantized, meaning it increases gradually with temperature. For molecular fluids, the slope of intermolecular energy versus temperature shows a downward trend, as discussed in the last paragraph. In contrast, the slope of intramolecular energy versus temperature exhibits an upward trend. These two opposing contributions compete and can lead to heat capacity showing either a downward or upward trend. Notably, the higher the temperature, the more obvious this upward trend in heat capacity. Taking CO_2 as an example, its supercritical heat capacity increases as temperature, as shown in Figure 6.

4 Conclusions

Recent research shows that the supercritical area was divided into two distinct regions, namely the liquid-like region and the gas-like region. In the liquid-like region, the supercritical fluid

comprises longitudinal phonons and high-frequency shear phonons. As the temperature increases, the shear phonons gradually diminish, leading the fluid to enter the gas-like region, where only longitudinal waves exist. Based on the phonon theory, the phonon free energy was calculated with a general analytical form. Then the energy of the supercritical fluid was determined using free energy. Subsequently, the heat capacity of the supercritical fluid was derived by computing the temperature derivative of the system energy. Using the proposed model, the heat capacities for six fluids, including both monatomic and molecular fluids, were obtained. A comparison was made between the calculated heat capacities and reference data, showing a good agreement. The proposed supercritical heat capacity model eliminates the need for free-fitting parameters and thermal expansion coefficients. Moreover, it considers the influence of intramolecular kinetic energy and explains the variation in heat capacity of molecular fluids based on physical mechanisms.

Appendix

Vibrational temperatures of selected fluids [44]

Fluid	θ_v, K	Fluid	θ_{v1}, K	θ_{v2}, K	θ_{v3}, K	θ_{v4}, K
N ₂	3390	CH ₄	1870(3)	2170(2)	4320(3)	4400
CO	3120	CO ₂	960(2)	1330	3380	-
NO	2740	N ₂ O	844(2)	1842	3195	-
O ₂	2270	SO ₂	750	1650	1950	-
Cl ₂	807	NH ₃	1357	2336(2)	4176	4776(2)

Nomenclature

c_v	isochoric heat capacity
E	energy
F	free energy
G_∞	infinite-frequency shear modulus (GPa)
h	reduced Planck constant
k_B	Boltzmann constant
K	kinetic energy
p	pressure (MPa)

P	potential energy
T	temperature (K)
Greek symbols	
η	viscosity (Pa*s)
ρ	molar density mol/m ³
τ	liquid relaxation time (ps)
w	frequency (Hz)
Subscripts	
d	diffusion
D	Debye
F	Frenkel
l	longitudinal wave
ph	phonon
rot	rotation
s	shear waves
v	vibration

AUTHOR INFORMATION

Corresponding Author

E-mail: Po_liuyu@163.com; liu_yu@cqu.edu.cn

Tel: +86-15619317108,

Notes

The authors declare no competing financial interest.

Acknowledgement

We acknowledge the support of the National Natural Science Foundation of China (Grant No. 52106218), China Postdoctoral Science Foundation funded project (Grant No. 2021M693713).

References

- [1] J. Cowan, J. Cann, Supercritical two-phase separation of hydrothermal fluids in the Troodos ophiolite. *Nature* 333, 259–261 (1988).
- [2] C.A. Eckert, B.L. Knutson, P.G. Debenedetti, Supercritical fluids as solvents for chemical and materials processing. *Nature* 383, 313–318 (1996).
- [3] R. Kessel, M.W. Schmidt, P. Ulmer, T. Pettke, Trace element signature of subduction-zone fluids, melts and

- supercritical liquids at 120-180 km depth. *Nature* 437, 724–727 (2005).
- [4] G. Brunner, Applications of supercritical fluids. *Annu. Rev. Chem. Biomol. Eng.* 1, 321–342 (2010).
- [5] J.M. De Simone, Practical approaches to green solvents. *Science* 296, 799–803 (2002).
- [6] R.A. Pai, R. Humayun, M.T. Schulberg, A. Sengupta, J.N. Sun, J.J. Watkins, Mesoporous silicates prepared using preorganized templates in supercritical fluids. *Science* 303, 507–510 (2004).
- [7] K.P. Johnston, P.S. Shah, Making nanoscale materials with supercritical fluids. *Science* 303, 482–483 (2004)
- [8] P.F. McMillan, H.E. Stanley, Fluid phases: Going supercritical. *Nat. Phys.* 6, 479–480 (2010).
- [9] B. Berche, M. Henkel, R. Kenna, Critical phenomena: 150 years since Cagniard de la Tour. *J. Phys. Studies* 13, 3201–3209 (2009).
- [10] D. Bolmatov, V.V. Brazhkin, K. Trachenko, Thermodynamic behavior of supercritical matter. *Nature Communications*, 2013, 4. DOI:10.1038/ncomms3331.
- [11] G. Chen, *Nanoscale Energy Transport and Conversion: A Parallel Treatment of Electrons, Molecules, Phonons, and Photons*, Oxford University Press, Oxford, UK. 2005.
- [12] W.G. Vincenti, C.H. Kruger, *Introduction to Physical Gas Dynamics*, Krieger, Malabar, FL, pp. 325–348. 1986.
- [13] K. Trachenko, Heat capacity of liquids: An approach from the solid phase, *Phys. Rev. B* 78, 104201 (2008).
- [14] J.V. Sengers, R.F. Kayser, C.J. Peters, H.J. White, Jr., *Equations of State for Fluids and Fluid Mixtures* (Elsevier, 2000).
- [15] U. K. Deiters. T. Kraska, *High-Pressure Fluid Phase Equilibria* (Elsevier, 2012).
- [16] U. Setzmann. W. Wagner, A new equation of state and tables of thermodynamic properties for methane covering the range from the melting line to 625 K at pressures up to 100 MPa, *J. Phys. Chem. Ref. Data* 20, 1061(1991).
- [17] J.E. Proctor. Modeling of liquid internal energy and heat capacity over a wide pressure–temperature range from first principles. *Physics of Fluids*. 32, 107105 (2020). <https://doi.org/10.1063/5.0025871>.
- [18] I.T. Todorov, W. Smith, M.T. Dove, K. Trachenko. DL_POLY_3: new dimensions in molecular dynamics simulations via massive parallelism. *Journal of Materials Chemistry*, 16(20):1911-1918. (2006).
- [19] W. Kob, H.C. Andersen, Scaling behavior in the β -relaxation regime of a supercooled Lennard-Jones mixture. *Physical review letters* 73.10, 1376. (1994).
- [20] B.W. Sheng, Y.X. Zhao, X.Q. Dong, H.R. Lu, W. Dai, H. Guo, M.Q. Gong, A new prediction equation of compressed liquid isochoric heat capacity for pure fluids and mixtures. *Journal of Molecular liquids*, 343: 117483.

(2021).

[21] M. Baggioli, A. Zaccone, Explaining the specific heat of liquids based on instantaneous normal modes. *PHYSICAL REVIEW E* 104, 014103 (2021).

[22] A. Zaccone, M. Baggioli, Universal law for the vibrational density of states of liquids, *PNAS*, 118. (2021)
<https://doi.org/10.1073/pnas.2022303118>

[23] C. Stamper, D. Cortie, Z. Yue, X. Wang, D. Yu, Experimental Confirmation of the Universal Law for the Vibrational Density of States of Liquids. *J. Phys. Chem. Lett.* 13, 13, 3105–3111. (2022)

[24] G. Chen, Perspectives on molecular-level understanding of thermophysics of liquids and future research directions. *Journal of Heat Transfer*, 144(1), 010801. (2022).

[25] J.L. Barrat, J.P. Hansen, *Basic Concepts for Simple and Complex Liquids* (Cambridge, Cambridge University Press, 2003).

[26] G.G. Simeoni, T. Bryk, F.A. Gorelli, M. Krisch, G. Ruocco, M. Santoro, T. Scopigno, The Widom line as the crossover between liquid-like and gas-like behaviour in supercritical fluids. *Nat. Phys.* 6, 503–507 (2010)

[27] C. Ruscher, J. Rottler, C.E. Boott, M.J. MacLachlan, D. Mukherji, Elasticity and thermal transport of commodity plastics. *Physical Review Materials*, 3(12), 125604 (2019).

[28] H. Gao, T.P. W. Menzel, M.H. Mueser, D. Mukherji. Comparing simulated specific heat of liquid polymers and oligomers to experiments. *Physical Review Materials*, 5(6), 065605. (2021).

[29] D.C. Wallace, Liquid dynamics theory of high-temperature specific heat. *Physical Review E*, 1998. 57, 1717 (1998).

[30] V.V. Brazhkin, Trachenko, K. What separates a liquid from a gas. *Phys.Today.* 65, 68 (2012).

[31] V.V. Brazhkin, Yu.D. Fomin, A.G. Lyapin, V.N. Ryzhov, K. Trachenko, Two liquid states of matter: A dynamic line on a phase diagram. *Phys. Rev. E.* 85, 031203 (2012).

[32] D. Bolmatov, M. Zhernenkov, D. Zav'yalov, S.N. Tkachev, A. Cunsolo, Y.Q. Cai, The Frenkel Line: a direct experimental evidence for the new thermodynamic boundary. *Sci Rep* 5, 15850 (2015).

[33] D. Bolmatov, V.V. Brazhkin, K. Trachenko. The phonon theory of liquid thermodynamics. *Scientific Reports*, 2(421):421. (2012). DOI:10.1038/srep00421.

[34] D. Bolmatov, K. Trachenko, Liquid heat capacity in the approach from the solid state: Anharmonic theory, *Phys. Rev. B* 84, 054106 (2011)

[35] G.I.A. Stegeman, B.P. Stoicheff, Spectrum of light scattering from thermal shear waves in liquids, *Phys. Rev. Lett.* 21, 202 (1968)

- [36] K. Trachenko, V.V. Brazhkin, Collective modes and thermodynamics of the liquid state. *Rep. Prog. Phys.* 79 (2016) 016502.
- [37] C. Cockrell, K. Trachenko. Double universality of the transition in the supercritical state. *Science Advances*, 8(31), eabq5183. (2022).
- [38] F. Gorelli, M. Santoro, T. Scopigno, M. Krisch, G. Ruocco, Liquidlike behavior of supercritical fluids. *Phys. Rev. Lett.* 97, 245702 (2006).
- [39] F. Bencivenga, A. Cunsolo, M. Krisch, G. Monaco, L. Orsingher, G. Ruocco, F. Sette, A. Vispa, Structural and collisional relaxations in liquids and supercritical fluids. *Phys. Rev. Lett.* 98, 085501 (2007).
- [40] Frenkel, J. *Kinetic Theory of Liquids* (eds Fowler, R. H., Kapitza, P. & Mott, N.F.) (New York, Oxford University Press, 1947).
- [41]. A. Cunsolo, G. Pratesi, R. Verbeni, D. Colognesi, C. Masciovecchio, G. Monaco, G. Ruocco, F. Sette. Microscopic relaxation in supercritical and liquid neon. *J. Chem. Phys.* 114, 2259–2267 (2001).
- [42] M.A. Blanco, E. Francisco, V. Luana, GIBBS: isothermal-isobaric thermodynamics of solids from energy curves using a quasi-harmonic Debye model. *Computer Physics Communications.* 158: 57-72. (2004).
- [43] E.W. Lemmon, M.L. Huber, M.O. McLinden, NIST Standard Reference Database 23: Reference Fluid Thermodynamic and Transport Properties-REFPROP, Version 9.1, Standard Reference Data Program. National Institute of Standards and Technology: Gaithersburg, MD. 2013.
- [44] K. Wark, *Thermodynamics*, Third edition, McGraw Hill, Book Company, New York, 1977.