

Consistency of common spatial estimators under spatial confounding

Brian Gilbert¹, Elizabeth L. Ogburn², and Abhirup Datta²

¹Division of Biostatistics, NYU Grossman School of Medicine

²Department of Biostatistics, Johns Hopkins University

July 9, 2024

Abstract

This paper addresses the asymptotic performance of popular spatial regression estimators on the task of estimating the linear effect of an exposure on an outcome under “spatial confounding” — the presence of an unmeasured spatially-structured variable influencing both the exposure and the outcome. The existing literature on spatial confounding is informal and inconsistent; this paper is an attempt to bring clarity through rigorous results on the asymptotic bias and consistency of estimators from popular spatial regression models. We consider two data generation processes: one where the confounder is a fixed function of space and one where it is a random function (i.e., a stochastic process on the spatial domain). We first show that the estimators from ordinary least squares (OLS) and restricted spatial regression are asymptotically biased under spatial confounding. We then prove a novel main result on the consistency of the generalized least squares (GLS) estimator using a Gaussian process (GP) covariance matrix in the presence of spatial confounding under infill (fixed domain) asymptotics. The result holds under very general conditions — for any exposure with some non-spatial variation (noise), for any spatially continuous confounder, using any choice of Matérn or square exponential Gaussian process covariance used to construct the GLS estimator, and without requiring Gaussianity of errors. Finally, we prove that spatial estimators from GLS, GP regression, and spline models that are consistent under confounding by a fixed function will also be consistent under confounding by a random function. We conclude that, contrary to much of the literature on spatial confounding, traditional spatial estimators are capable of estimating linear exposure effects under spatial confounding in the presence of some noise in the exposure. We support our theoretical arguments with simulation studies.

1 Introduction

“Spatial confounding” commonly refers to the phenomenon where an unmeasured variable that is “spatially structured,” i.e., a smooth function of space, influences both an outcome and exposure variable. Understanding the impact of spatial confounding on popular estimators of the exposure effect in geospatial models has become a very popular topic in spatial and environmental statistics. However, the literature has offered conflicting conclusions and confused accounts of the origins of and solutions to spatial confounding, without much statistical theory to support the claims. In this paper, we offer a rigorous account of spatial confounding and consistency (or lack thereof) of popular estimators based on spatial regression models. We primarily focus on OLS, restricted spatial regression (RSR), and GLS regression using Gaussian process (GP) covariance, but also discuss spline regression and Bayesian GP regression. Our main result is establishing consistency of GLS under very general forms of spatial confounding under fixed-domain asymptotics as long as there is some noise in the exposure process.

One of the earliest discussions of spatial confounding is found in Clayton et al. [1993], who noted that introducing a spatial error term to a linear model can induce large changes in coefficient estimates relative to a nonspatial model. They recommend its inclusion anyway since unmeasured confounding is often a strong threat to study validity. Paciorek [2010] explicitly defines spatial confounding as the presence of an unmeasured spatially-varying confounder that is correlated with the exposure and concludes through extensive empirical studies that traditional spatial estimators like GLS and splines are favorable to OLS estimators in such scenarios.

In contrast, Reich et al. [2006] and Wakefield [2006] view the shift in effect estimates due to adding a spatial error to a linear model as problematic. Hodges and Reich [2010] introduce restricted spatial regression (RSR) as a workaround, restricting the spatial random function to be geometrically orthogonal to covariates, thus yielding a point estimate which agrees exactly with an OLS estimate that does not adjust for space. While the authors acknowledge that the existence of an unmeasured spatially structured confounder implies bias in this estimate, they claim that traditional spatial models cannot adjust for such bias either. Recent papers have built off RSR while maintaining its essential features [Hughes and Haran, 2013, Prates et al., 2019, Azevedo et al., 2023]. RSR has come under criticism recently. Hanks et al. [2015], Khan and Calder [2022], Zimmerman and Ver Hoef [2022] found that uncertainty quantification can be severely anticonservative. While this line of work makes a convincing case for not using RSR due to its second-order properties (variance), it does not address the original claim that RSR is likely no more biased than traditional spatial

regression models under spatial confounding. Khan and Berrett [2023] derive analytic expressions for the finite-sample bias of nonspatial (OLS) and spatial (GLS) estimators, offering qualitative insights into how the bias depends on the relative spatial scales of variation for the exposure and the confounder. Page et al. [2017] notes the equivalence of spatial confounding and endogeneity and argue that the GLS estimator is biased under endogeneity. Schnell and Papadogeorgou [2020] also derive the exact finite sample bias of the GLS estimator and recommends against using it on account of this bias. However, many statistical estimators in various contexts are biased in finite samples and their usability is typically determined by whether the bias vanishes asymptotically. While bias for the GLS estimator in finite samples is indisputable, none of these papers studied how the bias term will behave asymptotically.

Our results are in conflict with many of the informal results and claims in the literature; we attribute this muddled state of the current literature on spatial confounding and to the conflation of subtly distinct statistical concepts. These include blurred distinctions between the analysis model and the data generation process, autocorrelated errors (dependence) and errors correlated with exposure (confounding or endogeneity), fixed and random functions of space, and unstructured confounding and spatially structured confounding. We make a clear distinction between the data generation process (DGP) and the analysis models used to derive estimators of the exposure effect. The DGP for the outcome is specified as the widely studied and used spatial *partially linear model (PLM)*, with confounding induced by an unmeasured spatial variable. We consider two types of DGP: one where the confounding variable is a fixed spatial function and one where it is a random spatial function, i.e., a stochastic process on the spatial domain. The latter is a form of “endogeneity,” as omitting the spatial random function (i.e., a random effect) would result in endogenous error terms that are correlated with exposure. We establish conditions for identifiability of the linear exposure effect for data generated from the PLM and show how spatial confounding arises from first principles of causal inference. We then present a direct first-order argument against estimators like the unadjusted OLS estimator and the RSR estimator by quantifying their nonvanishing asymptotic bias under any non-degenerate scenario of spatial confounding.

Our main result establishes the consistency of the GLS estimator as long as there is some non-spatial variation in the exposure. The result holds under very general conditions – any random sampling scheme of locations in a fixed domain (infill asymptotics), allowing the confounder to be any continuous function of space, the errors for both the outcome and exposure to deviate from normality, and the GP covariance function used in GLS to be from the Matérn or square exponential family with any choice of parameters. The proof uses Mercer representation of the reproducing kernel Hilbert space (RKHS) of Gaussian processes

to show that the GLS procedure essentially prewhitens the outcome and the exposure, removing the spatial confounder and allowing recovery of the exposure effect from the nonspatial part of the exposure. Similar ideas of prewhitening have been more explicitly exploited in joint outcome and exposure models to mitigate spatial confounding [Thaden and Kneib, 2018, Dupont et al., 2022]. Our result shows that the traditional GLS estimator achieves the same goal without explicitly specifying the exposure model and dispels many claims in the literature [see, e.g., Hodges and Reich, 2010, Page et al., 2017, Schnell and Papadogeorgou, 2020] that GLS is not suitable under spatial confounding. Our results offer theoretical confirmation to the empirical conclusions of Paciorek [2010] and Khan and Berrett [2023] that in the presence of some nonspatial variation in the exposure, traditional spatial estimators can be used even in the presence of spatial confounding.

Last, we consider endogeneity, i.e., spatial confounding by a random function of space. Once again assuming some non-spatial variation in the exposure, we show that GLS is also consistent under very general conditions of endogeneity, not requiring any distributional assumptions (e.g., stationarity or Gaussianity) on the stochastic process beyond having continuous sample paths. We offer a general result on when the consistency of an estimator under spatial confounding by a fixed function will imply consistency under endogeneity. This result is broadly applicable to other estimators like splines and Gaussian processes (GP), showing that existing results on their consistency for the PLM under spatial confounding by a fixed function, e.g., Rice [1986], Dupont et al. [2022] for splines and Yang et al. [2015] for GP, also imply consistency of these estimators under spatial endogeneity. This result contradicts the perception that estimators from exogenous analysis models like the GLS or GP regression estimator, where error processes of the outcome are modeled as independent of the exposure, cannot account for endogeneity [see e.g., Bell et al., 2018]. This seemingly paradoxical result on the consistency of exogenous estimators under endogeneity is due to the spatially smooth nature of the confounder, demonstrating the benefit of spatial confounding as opposed to an unstructured or clustered confounder. We corroborate the theoretical findings through synthetic experiments.

2 Data generation process

2.1 Outcome model

Throughout, we will assume the following data generation process (DGP). Let $\mathcal{R} \subset \mathbb{R}^d$ be a convex and compact spatial domain. The locations S_1, \dots, S_n are sampled randomly (i.i.d) from a sampling density f_s with support on the whole of \mathcal{R} . Our asymptotic results will keep the domain \mathcal{R} fixed, i.e., we consider

infill asymptotics with random sampling of an increasing number of locations. For $s \in \mathcal{R}$, let $Y(s)$ be an univariate outcome and $X(s) = (X_1(s), \dots, X_p(s))^\top$ be a p -dimensional exposure observed at s . Let $X(\cdot)$ denote the process $\{X(s)\}_{s \in \mathcal{S}}$ while X denotes the matrix (or vector) formed by vertically stacking $X(S_1)^\top, X(S_2)^\top, \dots, X(S_n)^\top$. We use the same convention notation for all other fixed functions or random functions (stochastic processes) on \mathcal{R} , e.g., $Y(\cdot) = \{Y(s)\}_{s \in \mathcal{R}}$ and $Y = (Y(S_1), \dots, Y(S_n))^\top$. The DGP for the outcome process is given by a *partially linear model (PLM)*

$$Y(s) = X(s)^\top \beta^* + g(s) + \epsilon(s), \epsilon(s) \sim_{i.i.d.}, E(\epsilon(s)) = 0, \text{var}(\epsilon(s)) < \infty, \epsilon(\cdot) \perp X(\cdot). \quad (1)$$

We use an asterisk to distinguish β^* , the parameter of interest, from the exposure coefficients in the analysis models we consider later. This PLM features extensively in spatial analysis and the study of spatial confounding, both as the data generation model and as the analysis model. The spatial function $g(\cdot) : \mathcal{R} \rightarrow \mathbb{R}$ explains residual spatial variation in the outcome that is not accounted for by the exposure. It can either be a fixed function or a random function; the empirical properties of a single draw cannot determine which is the case. Unfortunately, much of the literature on spatial confounding decides on the nature of the true $g(\cdot)$ based on the analysis model used. For example, if $g(\cdot)$ is modeled using splines or basis functions, the true $g(\cdot)$ is also assumed to be fixed [Rice, 1986, Dupont et al., 2022]. When $g(\cdot)$ is modeled as a random function, typically as a Gaussian process (GP), the true function $g(\cdot)$ is also assumed to be a random function [Hodges and Reich, 2010, Khan and Calder, 2022, Zimmerman and Ver Hoef, 2022]. This latter practice can be problematic: treating the true $g(\cdot)$ as a GP, which is traditionally modeled to be independent of the exposure process $X(\cdot)$ over multiple draws of both processes, ignores their possible correlation and led previous researchers to overlook the possibility of bias of certain estimators under spatial confounding. We correct these misapprehensions in Section 3.2.

It is thus extremely important to disentangle the DGP from the analysis model. Regardless of the analysis model used, we view it as preferable to treat the true $g(\cdot)$ in the DGP as a *fixed* function of space because we are typically interested in inference about a population that would share the realization of $g(\cdot)$ that generated the data. Note that assuming $g(\cdot)$ to be a fixed function in the DGP is perfectly compatible with an analysis model that models $g(\cdot)$ as a random function like a Gaussian process; this is analogous to a Bayesian model that treats a fixed parameter as random during the analysis. Occasionally, there can be compelling reasons to consider a random function $g(\cdot)$ in the DGP, such as a desire to generalize findings to future, independent generations of the data over time. In such cases, studying the bias of an estimator requires explicit considera-

tion of the correlation between this random function and the exposure (i.e., endogeneity), as done in Paciorek [2010] and Schnell and Papadogeorgou [2020]. Ignoring this correlation results in erroneous conclusions of unbiasedness. We consider this DGP in Section 3.4.

2.2 Spatial confounding

Spatial confounding occurs in the PLM (1) when the exposure function $X(\cdot)$ is correlated with the fixed spatial function $g(\cdot)$ in the outcome, i.e.,

$$\text{cov}(g(S), X(S)) \neq 0, \text{ where } S \sim f_s. \quad (2)$$

In Section S1 of the Supplement, we establish (2) using potential outcomes. However, condition (2) is meaningful even without the causal inference formalism used to derive it. If $g(\cdot)$ is a fixed function of space, then the correlation in (2) accounts for randomness in $g(S)$ from the random sampling of the location S , i.e., $\text{cov}(g(S), X(S)) = \int_{\mathcal{R}} E(X(s))g(s)f_s(s)ds - \int_{\mathcal{R}} E(X(s))f_s(s)ds \int_{\mathcal{R}} g(s)f_s(s)ds$. As $X(\cdot)$ is p -dimensional, for $p > 1$, Equation (2) is a vector equation, i.e., there is a nonzero correlation between $g(\cdot)$ and at least one component of $X(\cdot)$.

2.3 Identifiability and exposure model

In (1), since both $g(\cdot)$ and (possibly) the exposure $X(\cdot)$ vary with space, additional assumptions are required on the exposure process to ensure that the parameters in (1) are identified, in the sense that only one pair of $(\beta, g(\cdot))$ is compatible with infinite data generated from (1). Hodges and Reich [2010] recommend restricting $g(\cdot)$ to the orthogonal complement of $X(\cdot)$ so that changes in β *cannot* be offset by corresponding changes in $g(\cdot)$, ensuring identifiability. However, as we see from (2), assuming $g(\cdot)$ to be orthogonal to $X(\cdot)$ implies a data generation mechanism without any unmeasured spatial confounding, since by definition a confounder is a variable that impacts both the exposure and the outcome. In the proposition below we provide a necessary and sufficient criterion for identifiability. All proofs are in the Supplement.

Proposition 1. *Let \mathcal{F} be a class of functions from \mathcal{R} to \mathbb{R} that is closed under pairwise addition and scalar multiplication. Let $x(\cdot) = (x_1(\cdot), \dots, x_p(\cdot))^\top$ denote any draw (realization) of the exposure process $X(\cdot)$. Then, the partially linear model (1) has a unique solution in $\mathbb{R}^p \times \mathcal{F}$, in the sense that there is only one pair $(\beta^*, g(\cdot)) \in \mathbb{R}^p \times \mathcal{F}$ for which the data have the distribution given in equation (1) for all $s \in \mathcal{R}$, if and only*

if $x(\cdot)^\top a \notin \mathcal{F}$ for all nonzero $a \in \mathbb{R}^p$.

The PLM is thus identified when the confounder $g(\cdot)$ belongs to the class \mathcal{F} , and the exposure $X(\cdot)$ (or, in the multivariate case, any linear combination of its components) does not belong to \mathcal{F} . As function classes are typically defined by smoothness, this implies that the exposure needs to have a non-smooth component relative to \mathcal{F} . This agrees with Paciorek [2010] who pointed to lack of identifiability if $X(\cdot)$ and $g(\cdot)$ have the same scale of spatial variation which is mitigated when $X(\cdot)$ varies on a smaller scale than $g(\cdot)$; the approach of Guan et al. [2022] is also motivated by a similar assumption on relative spatial scales. Gilbert et al. [2021] discuss how differences in the spatial scales of the exposure and confounder are related to the *positivity* assumption in causal inference. Note that X need not be restricted to the orthogonal complement of \mathcal{F} , as in RSR, but can be correlated with $g(\cdot)$, thereby accommodating spatial confounding.

Proposition 1 motivates considering the following data generation process for the exposure:

$$X(s) = h(s) + \eta(s), \eta(s) \sim_{i.i.d.}, E(\eta(s)) = 0, 0 \prec \text{var}(\eta(s)) \prec \infty, \eta(\cdot) \perp \epsilon(\cdot), \quad (3)$$

where $h(\cdot) = (h_1(\cdot), \dots, h_p(\cdot))^\top$, each $h_j(\cdot)$ being some fixed function of space. Yang et al. [2015] assume a similar DGP as (3) for the exposure in their study of Bayesian Gaussian process estimators for the PLM (1). The DGP is quite general, allowing $X(\cdot)$ to have both a spatial component $h(\cdot)$ correlation of which with $g(\cdot)$ effectuates spatial confounding, and a nonspatial noise component $\eta(s) = (\eta_1(s), \dots, \eta_p(s))^\top$ with zero mean (a nonzero mean can be absorbed into $h(\cdot)$ as a constant function of space, i.e., an intercept) and a strictly positive-definite variance. The latter precludes the scenario that any linear combination $\eta(s)^\top a$ is degenerate for any non-zero $a \in \mathbb{R}^p$, ensuring that sample paths (draws) of the i.i.d error process $\eta(\cdot)^\top a$ are almost surely of zero smoothness. This, in turn, guarantees that no linear combination $X(\cdot)^\top a$ belongs to any smooth function class \mathcal{F} considered for $g(\cdot)$, implying identifiability from Proposition 1.

3 Analysis models and the consistency of their estimators

3.1 Analysis models

We consider different *analysis models* for estimating the effect of exposure $X(s)$ on the outcome $Y(s)$ in the PLM (1). Like Khan and Berrett [2023], we distinguish between the data-generation process (DGP), specified in (1) and (3), and the analysis models used because, crucially, they need not coincide: in some cases an analysis model may result in consistent estimation *even if* it makes modeling assumptions that conflict with

the DGP. Recognizing this distinction is crucial to unraveling the confusion around spatial confounding. The OLS estimator of β^* is $\hat{\beta}_{OLS} = (X^\top X)^{-1} X^\top Y$. The OLS estimator arises from an analysis model that assumes that $g(\cdot)$ is absent in (1). It is thus often referred to as the *unadjusted* estimator, as it does not attempt to adjust for spatial confounding. Common estimators that adjust for a spatial component in the outcome model include *spline regression* [Rice, 1986] which models $g(\cdot)$ as a fixed function of space, represented using splines. Alternatively, $g(\cdot)$ is also commonly modeled as a draw from a random function, i.e., a spatial stochastic process $\nu(\cdot)$ endowed with a Gaussian process (GP) prior with zero mean and some covariance function $K(\cdot, \cdot)$. The GP analysis model can be summarized as a hierarchical spatial mixed effects linear model:

$$Y(s) = X(s)^\top \beta + \nu(s) + \epsilon(s), \nu(\cdot) \sim GP(0, K(\cdot, \cdot)), \epsilon(s) \sim_{i.i.d} N(0, \tau^2). \quad (4)$$

If β is also assigned a prior, then Bayesian (MCMC) algorithms are typically used to estimate β and ν . Alternatively, the GLS estimator arises as the maximum likelihood estimator of β from the marginal model $Y = N(X\beta, \Sigma)$ obtained from integrating over the GP prior of ν in (4), i.e.,

$$\hat{\beta}_{GLS} = (X^\top \Sigma^{-1} X)^{-1} X^\top \Sigma^{-1} Y, \Sigma = K + \tau^2 I \text{ with } K_{ij} = K(S_i, S_j). \quad (5)$$

We reemphasize that (4) is an analysis model here used to derive the GLS estimator. It is not suitable for being a DGP as the random function $\nu(\cdot)$, modeled to be independent of the exposure $X(\cdot)$, precludes any mechanism of spatial confounding. The RSR analysis model is similar to the mixed effects model (4) with the additional restriction that $\nu(\cdot)$ is geometrically orthogonal to $X(\cdot)$, or in practice, $\nu^\top X = 0$ where $\nu = (\nu(S_1), \dots, \nu(S_n))^\top$. This geometric orthogonality is different from prior specification of statistical independence between $\nu(\cdot)$ and $X(\cdot)$ specified in (4) which does not guarantee geometric orthogonality between sample paths of $X(\cdot)$ and the posterior estimate of $\nu(\cdot)$. The explicit orthogonality imposed by RSR results in the same maximum likelihood estimator for β^* as OLS, i.e., $\hat{\beta}_{RSR} = \hat{\beta}_{OLS}$; the motivation for RSR was to account for spatial dependence in the variance, but not in the estimation of the exposure effect.

3.2 Bias of OLS and RSR under spatial confounding

We quantify the asymptotic bias of the unadjusted OLS estimator $\hat{\beta}_{OLS}$ and equivalently, the RSR estimator (as $\hat{\beta}_{OLS} = \hat{\beta}_{RSR}$) under spatial confounding.

Proposition 2. Consider locations $S_1, \dots, S_n \sim_{i.i.d} f_s$, $Y(S_i)$ generated from (1) with a continuous $g(\cdot)$, $X(S_i)$ are generated from (3) with a continuous $h(\cdot)$ for $i = 1, \dots, n$ such that there is spatial confounding as defined in (2). Then, the unadjusted OLS estimator or RSR estimator $\hat{\beta}_{OLS}$ satisfies $\hat{\beta}_{OLS} - \beta^* \rightarrow_p \frac{\text{cov}(X(S), g(S))}{\text{var}(X(S))} \neq 0$ as $n \rightarrow \infty$, where $S \sim f_s$.

Proposition 2 quantifies the bias of the unadjusted OLS or RSR estimator under very general conditions of spatial confounding (requiring no assumptions on the functions $g(\cdot)$ and $h(\cdot)$ beyond continuity and satisfying the spatial confounding conditions, and no assumptions on the error processes of the exposure and outcome beyond finite second-order moments).

We give the intuition of the proof here. If $g(\cdot)$ were a *known* function, then the adjusted OLS regression of Y onto X with the offset $g = (g(S_1), \dots, g(S_n))^\top$ would yield an unbiased estimator of β^* . We call this *oracle* estimator $\hat{\beta}_{oracle} = (X^\top X)^{-1} X^\top (Y - g)$. Then

$$\hat{\beta}_{OLS} - \hat{\beta}_{oracle} = (X^\top X)^{-1} X^\top Y - (X^\top X)^{-1} X^\top (Y - g) = (X^\top X)^{-1} X^\top g.$$

Since $\hat{\beta}_{oracle}$ is unbiased (as it is an OLS estimate from a correctly specified model), we can immediately see that the nonspatial model is biased under spatial confounding (that is, if $X(\cdot)$ and $g(\cdot)$ are correlated), with bias $E[(X^\top X)^{-1} X^\top g]$. Khan and Berrett [2023] provided a similar expression for the finite-sample bias of the unadjusted OLS estimator but did not study its asymptotic properties. The asymptotic bias given in Proposition (2) is the population limit and is nonzero if there is spatial confounding.

This first-order bias of the OLS or RSR estimator is unsurprising and stems from the well-known issue of omitting a confounding variable in a regression. Recent criticisms of the RSR have mostly focused on its second-order properties, showing that variance estimates of the RSR estimator are anti-conservative [Khan and Calder, 2022, Zimmerman and Ver Hoef, 2022]. These studies assumed the mixed effects analysis model (4) as the true DGP, in which case there is no spatial confounding (as $\nu(\cdot)$ is assumed to be independent of $X(\cdot)$), and thus RSR is unbiased. We provide a direct first-order bias result for OLS or RSR under any scenario of spatial confounding. This highlights the importance of separating the DGP from the analysis model.

3.3 Consistency of GLS under spatial confounding

The omitted variable bias of the OLS or RSR estimator under spatial confounding is unsurprising, and similar logic has often been used to argue that a spatial GLS estimator (5) cannot adjust for confounding bias either

[e.g., Hodges and Reich, 2010]. This notion likely arises from the fact that the GLS estimator is derived from the misspecified model (4): it marginalizes over a spatial random function $\nu(\cdot)$ with a GP prior assumed to be independent of the exposure $X(\cdot)$, completely ignoring their correlation in the DGP. We now establish the main result — consistency of the GLS estimator under spatial confounding, contrary to this common belief and intuition.

Theorem 1. *Consider locations $S_1, \dots, S_n \sim_{i.i.d} f_s$, $Y(S_i)$ generated from (1) with a continuous $g(\cdot)$, with $X(S_i)$ generated from (3) with a continuous $h(\cdot)$ for $i = 1, \dots, n$. Consider the GLS estimate $\hat{\beta}_{GLS}$ in (5) using a working covariance matrix $\Sigma = K + \tau^2 I$ where $0 < \tau^2 < \infty$ and $K(\cdot, \cdot)$ is a stationary Matérn GP covariance kernel with any fixed set of parameters (variance $0 < \sigma^2 < \infty$, spatial decay $0 < \phi < \infty$, and smoothness $0 < \nu \leq \infty$). Then $\hat{\beta}_{GLS} \rightarrow_p \beta^*$.*

Theorem 1 proves the consistency of the spatial GLS estimator under spatial confounding using very mild assumptions. There is no assumption on the smoothness of $g(\cdot)$ and $h(\cdot)$ beyond continuity. There is also no restriction on the extent of spatial confounding, which comes from the possible correlation of $g(\cdot)$ with $h(\cdot)$, the spatial part of $X(\cdot)$. For example, extreme cases of confounding with some or all components $h_j(\cdot)$ being exactly equal to $g(\cdot)$ are accommodated. The only distributional assumptions on the error terms $\epsilon(s)$ and $\eta(s)$ are zero mean and finite (and, for $\eta(s)$, non-zero) variance. In particular, there is no assumption on the shape of the error distributions (e.g., normality), even though the GLS estimator is derived by marginalizing the mixed effects analysis model (4) with normal errors. The GP kernel $K(\cdot, \cdot)$ used to construct the working covariance matrix Σ can be any Matérn or square exponential kernel (for $\nu = \infty$) without any restriction on the parameter values used. Finally, the nugget τ^2 used in Σ (which can be different from the true error variance $\tau_0^2 = \text{var}(\epsilon(s))$) needs to be strictly positive to have the eigenvalues of Σ^{-1} bounded away from zero, ensuring that $\hat{\beta}_{GLS}$ is well-behaved.

The key piece to the GLS result is that the exposure must have some non-spatial variation $\eta(s)$, i.e., the $\text{var}(\eta(s))$ must be strictly positive-definite, as specified in (3). This ensures identifiability (see the discussion in Section 2.3). We now provide an intuition as to why the GLS is consistent when this holds. The GLS estimator (5) can be viewed as an OLS estimator based on $Y^* = \Sigma^{-1/2}Y$ and $X^* = \Sigma^{-1/2}X$. From the DGP (1) and (3), we have $X^* = \Sigma^{-1/2}h + \Sigma^{-1/2}\eta$, and $Y^* = \Sigma^{-1/2}h\beta^* + \Sigma^{-1/2}\eta\beta^* + \Sigma^{-1/2}g + \Sigma^{-1/2}\epsilon$. Crudely, a continuous function $g(\cdot)$ can be expanded approximately in terms of eigenfunctions of a Matérn kernel $K(\cdot, \cdot)$ (which is an *universal kernel*) with larger weights assigned to the ‘flatter’ or ‘low frequency’ eigenfunctions (corresponding to the larger eigenvalues). The term $\|\Sigma^{-1/2}g\|_2$ is approximately the norm of

the weights scaled by the square root of the respective eigenvalues and will be small as the larger weights, corresponding to larger eigenvalues, will be scaled down more. A similar argument holds for $\|\Sigma^{-1/2}h\|_2$. Relatively, $\|\Sigma^{-1/2}\eta\|_2$ will be much larger as realizations of the noise process will be extremely non-smooth with high probability, giving large weights to even ‘high-frequency’ eigenfunctions. So $\Sigma^{-1/2}g$ and $\Sigma^{-1/2}h$, involving the spatially smooth functions, are small in magnitude compared to $\Sigma^{-1/2}\eta$ involving the noise in the exposure. We then have

$$X^* \approx \Sigma^{-1/2}\eta \text{ and } E(Y^* | X^*) = \Sigma^{-1/2}h\beta^* + \Sigma^{-1/2}\eta\beta^* + \Sigma^{-1/2}g\beta^* \approx \Sigma^{-1/2}\eta\beta^* \approx X^*\beta^*.$$

So, the GLS estimator based on Y on X is equal to the OLS estimator based on Y^* on X^* where $E(Y^* | X^*) \approx X^*\beta^*$, which leads to a consistent estimator of β^* . The linear transformation using $\Sigma^{-1/2}$ thus approximately results in a residualization or *prewhitening* of Y and X , removing their spatial components. Regressing the residual part of the outcome on the residual noise component of the exposure is enough to identify β^* as long as there is a nonzero noise (nonspatial) component in the exposure (ensured by assuming $\text{var}(\eta(s)) \succ O$). Residualization has been explicitly used in Thaden and Kneib [2018] and Dupont et al. [2022] to develop two-stage models that can identify the exposure effect under spatial confounding. Our result shows that the GLS implicitly carries out the residualization without explicitly having to specify the two-stage model.

The formal proof, provided in Section S4 of the Supplement, is based on the Mercer representation of the reproducing kernel Hilbert space (RKHS) of the GP kernel $K(\cdot, \cdot)$. The consistency of GLS under spatial confounding may seem counterintuitive, as reflected in the literature reviewed in Section 1. This is because the GP regression model (4) from which GLS is derived is misspecified, assigning the GP prior independent of the exposure, thereby apparently ignoring the correlation between the two. Theorem 1 dispels this myth. Because the GLS estimate is the MLE from the marginal likelihood for the GP regression (4), our consistency result aligns with the consistency of the estimator for β^* derived from Bayesian implementation of the GP regression (4) [Yang et al., 2015]. The consistency of GLS for a fixed function $g(\cdot)$ has been shown previously by He and Severini [2016], but that work did not connect to the literature on spatial confounding, and the result relies on technical assumptions that are hard to verify or interpret. Our result is also in accordance with the empirical studies of Paciorek [2010], which demonstrated the reduction in bias from GLS estimators when the exposure varied at finer scales than the confounder. The bias of OLS and the consistency of the GLS estimator are confirmed via numerical experiments in Supplementary Materials Section S6.1. An approxi-

mate expression of the finite sample bias of the GLS estimator based on the RKHS representation is derived and empirically verified in Section S6.2. The numerical experiments also reveal that interval estimates for GLS can offer poor coverage. This is not surprising as the interval estimates are derived from the analysis model (4), which is clearly misspecified under confounding, and the estimates may be affected by so-called ‘regularization bias’, as discussed in Section S6.1. So while Theorem 1 shows that the point estimate is robust to the model misspecification, this may not be true of the second-order properties of the estimator.

3.4 Consistency of spatial estimators under endogeneity

We now consider a DGP where the functions $g(\cdot)$ and $h(\cdot)$ in (1) and (3) are random functions. Often $g(\cdot)$ and $\epsilon(\cdot)$ are grouped together to denote the ‘total error’ process for the outcome. If $g(\cdot)$ is correlated with $h(\cdot)$, then $g(\cdot) + \epsilon(\cdot)$ is correlated with the exposure $X(\cdot)$ leading to endogeneity. We now show that the GLS estimator is also consistent under such endogeneity.

Theorem 2. *Consider the DGP (1) and (3) where $(g(\cdot), h(\cdot))$ is a $(p + 1)$ -dimensional random function (stochastic process) on \mathcal{R} with almost surely continuous sample paths and independent of $\epsilon(\cdot), \eta(\cdot)$, and S_1, S_2, \dots . Then for the same choice of working covariance matrix Σ as in Theorem 1, $\hat{\beta}_{GLS} \rightarrow \beta^*$.*

The result is very general, imposing no distributional assumptions on the $(p + 1)$ -variate random function (stochastic process) $(g(\cdot), h(\cdot))$ beyond having continuous sample paths. There is also no restriction on the nature of the correlation between $g(\cdot)$ and $h(\cdot)$, thereby allowing many different scenarios of spatial confounding. For example, $(g(\cdot), h(\cdot))$ can be any $(p + 1)$ -dimensional Gaussian process with any multivariate covariance kernel that leads to continuous sample paths. This includes all multivariate Matérn GPs, including the extreme case of confounding where $g(\cdot)$ is a univariate Matérn GP and $h_j(\cdot) = g(\cdot)$ for some or all j . Theorem 2 also accommodates stochastic processes that are non-Gaussian and non-stationary, demonstrating the robustness of the consistency result for GLS to a wide variety of data generation mechanisms.

This result extending the consistency of GLS from fixed to random spatial functions in the DGP relies on a general result (Proposition 3 in the Supplement) about when consistency conditional on a given realization of a random function, i.e., a fixed function, implies marginal consistency accounting for the distribution of the random function. This proposition also applies to other estimators like splines or GP regression whose consistency for the PLM under spatial confounding has been established for fixed $g(\cdot)$ [Rice, 1986, Yang et al., 2015], proving that they will also be consistent, under respective assumptions, if $g(\cdot)$ is random. Thus, when confounding is by a random spatial function, these estimators based on exogenous analysis models

that ignore the correlation between the exposure and the outcome errors, can control for endogeneity. This result, seemingly at odds with the conventional wisdom about endogeneity, holds due to the smoothness of the unmeasured confounder as opposed to a non-smooth or discrete unmeasured confounder and demonstrates the benefits of a spatially continuous confounding as opposed to unstructured or grouped confounding. We confirm this via simulations in Section S6.3.

4 Conclusion

We have proved that in the presence of spatial confounding, the traditional GLS estimator based on a Gaussian process working covariance matrix can produce consistent effect estimates, despite not explicitly modeling the correlation between the confounder and exposure. The result holds as long as there is some non-spatial variation (noise) in the exposure, regardless of whether the confounder is a fixed or random function of space. In the latter case, the result holds without requiring any assumptions on the random functions beyond having continuous sample paths, thereby accommodating all forms of confounding, non-Gaussianity, and non-stationarity. The results also allow non-Gaussian errors in both the outcome and exposure and allows any Matérn or square exponential covariance kernel to be used for the GLS working covariance matrix.

We also provide general results in the Supplementary section that show that notions of confounding by fixed and random functions are largely equivalent, which implies consistency of many other estimators (like splines and GP regression) under spatial endogeneity. On the other hand, unadjusted OLS or RSR yield biased estimators under spatial confounding.

We confirm the consistency result via simulation experiments in Supplemental Section S6. However, consistency is only the first step. Future studies will focus on how the choice of the working covariance matrix, relative to the true data covariance, determines the efficiency of the estimators. The numerical experiments also reveal that in finite samples, even some of these consistent spatial estimators may lead to poor coverage as their variance estimates based on specific analysis models are not robust to model misspecification. Developing valid variance or interval estimates for effect estimators under spatial confounding is an important future direction.

We note that there is a growing inventory of novel approaches to spatial confounding [Marques et al., 2022, Schnell and Papadogeorgou, 2020, Papadogeorgou et al., 2018, Dupont et al., 2022, Thaden and Kneib, 2018, Guan et al., 2022, Gilbert et al., 2021]. Many rely on certain assumptions about the data generation process. For example, most approaches assume a linear exposure-outcome relationship, as we do here. Schnell

and Papadogeorgou [2020] assumes specific Markov structure on the joint distribution of the exposure and confounder and also assumes normality. We have limited our attention to the partially linear DGP, but of course in practice the parametric restrictions encoded in the PLM outcome model may not hold; Gilbert et al. [2021] propose a robust nonparametric, causal inference framework for understanding and mitigating spatial confounding under minimal parametric assumptions. We do think many of these estimators are preferable to the traditional GLS estimator, as they are designed for mitigating spatial confounding and likely possess better second-order properties. We do not study these new estimators here as the goal of this paper is to clarify contradictory claims about the first-order performance of traditional spatial linear regression estimators like OLS, RSR, and GLS.

Funding acknowledgment

This work is partially supported by National Institute of Environmental Health Sciences (NIEHS) grant R01 ES033739 and ONR grant N00014-21-1-2820. The authors are grateful for the use of the facilities at the Joint High Performance Computing Exchange (JHPCE) in the Department of Biostatistics, Johns Hopkins Bloomberg School of Public Health that have contributed to the research results reported within this paper.

Supplementary materials for “Consistency of common spatial estimators under spatial confounding”

Brian Gilbert¹, Elizabeth L. Ogburn², and Abhirup Datta²

¹Division of Biostatistics, NYU Grossman School of Medicine

²Department of Biostatistics, Johns Hopkins University

July 9, 2024

S1 Derivation of spatial confounding criterion for partially linear models

We describe how condition (2) defining spatial confounding in the PLM (1) arises from the traditional causal inference machinery. Let $Y^{(x)}(S)$ denote the potential outcome at the exposure value $X(S) = x$ at random location S . Since (1) completely specifies the outcome model, the distribution of $Y^{(x)}(S)$ for any x and S can simply be obtained by substituting $s = S$ and $X(S) = x$ in (1).

The regression coefficient $\beta^* = (\beta_1^*, \dots, \beta_p^*)^\top$ in (1) can be seen as the causal effect of $X(S)$ on $Y(S)$ while accounting for spatial effects captured through the nuisance function $g(\cdot)$. More formally, β_i^* is the *average treatment effect (ATE)* when increasing the i^{th} component of the exposure by 1 unit, i.e., letting e_i denote the i^{th} column of a $p \times p$ identity matrix, we have

$$\begin{aligned} E[Y^{(x+e_i)}(S) - Y^{(x)}(S)] &= E[E(Y^{(x+e_i)}(S)) - E(Y^{(x)}(S)) | S] \\ &= E[(x + e_i)^\top \beta^* + g(S) - x^\top \beta^* - g(S)] \\ &= e_i^\top \beta^* \\ &= \beta_i^*. \end{aligned}$$

We say there is spatial confounding if the collection of potential outcomes $\{Y^{(x)}(S)\}_{x \in \mathbb{R}^p}$ are not independent of $X(S)$ marginally, but independence holds conditional on S . This is commonly referred to as *conditional ignorability*. Note that space itself is typically a proxy confounder that can be measured. It is likely that the unmeasured true confounder is $U(S)$, some function of S , impacting both the outcome and exposure. We defer to Gilbert et al. [2021] for conditions ensuring equivalence of conditional ignorability based on $U(S)$ and S under a general framework for spatial confounding that is not restricted to partially linear models.

In our setup, as the outcome is linear in the exposure, for estimation of β , the independence in the definition of ignorability can be replaced with being uncorrelated. Thus spatial confounding occurs in the partially linear model (1) when

$$\text{cor}(Y^{(x)}(S), X(S)) \neq 0, \text{ and } \text{cor}(Y^{(x)}(S), X(S) | S = s) = 0 \text{ for all } x \in \mathbb{R}^p, s \in \mathcal{R}. \quad (6)$$

The conditional correlation between $Y^{(x)}(S) = x^\top \beta + g(S) + \epsilon(S)$ and $X(S)$ at $S = s$ is simply $\text{cor}(\epsilon(s), X(s)) = 0$ as $\epsilon(s)$ is independent of all other variables and $g(s)$ is non-random. Hence the second condition in (6) always holds. The first condition in (6) is equivalent to

$$\begin{aligned} & \text{cor}(Y^{(x)}(S), X(S)) \neq 0 \\ & \iff \text{cov}(Y^{(x)}(S), X(S)) \neq 0 \\ & \iff \text{cov}(x^\top \beta + g(S) + \epsilon(S), X(S)) \neq 0 \\ & \iff \text{cov}(g(S) + \epsilon(S), X(S)) \neq 0 \text{ (as } x^\top \beta \text{ is a constant)} \\ & \iff \text{cov}(g(S), X(S)) + \text{cov}(\epsilon(S), X(S)) \neq 0 \\ & \iff \text{cov}(g(S), X(S)) + E(\text{cov}(\epsilon(s), X(s)|S = s)) + \text{cov}(E(\epsilon(s)), E(X(s)|S = s)) \neq 0 \\ & \iff \text{cov}(g(S), X(S)) \neq 0 \text{ (as } \epsilon(s) \perp X(s) \text{ and } E(\epsilon(s)) = 0 \text{)} \\ & \iff \text{cov}(g(S), X(S)) \neq 0. \end{aligned}$$

This establishes (2). As $g(\cdot)$ is a fixed function, the covariance condition in (2) becomes

$$\begin{aligned}\text{cov}(g(S), X(S)) &= E(\text{cov}(g(S), X(S) | S)) + \text{cov}(E(g(S) | S), E(X(S) | S)) \\ &= 0 + \text{cov}(g(S), E(X(S))) \\ &= \int_{\mathcal{R}} E(X(s))g(s)f_s(s)ds - \int_{\mathcal{R}} E(X(s))f_s(s)ds \int_{\mathcal{R}} g(s)f_s(s)ds.\end{aligned}$$

Here the second equality holds as conditional on S , $g(S)$ is not random, implying $\text{cov}(g(S), X(S) | S) = 0$ and $E(g(S) | S) = g(S)$.

S2 Proof of Proposition 1

'Only if' part: Let there exist some non-zero $a \in \mathbb{R}^p$ such that $x(\cdot)^\top a \in \mathcal{F}$. Then, letting $\beta' = \beta^* - a$ and $g'(s) = g(s) + x(s)^\top a$, we have

$$Y(s) = x(s)^\top (\beta^* - a) + (g(s) + x(s)^\top a) + \epsilon(s) = x(s)^\top \beta' + g'(s) + \epsilon(s).$$

Note that as $x(\cdot)^\top a \in \mathcal{F}$ and \mathcal{F} is closed under addition, we also have $g'(\cdot) \in \mathcal{F}$. So, for two choices of the parameters $(\beta^*, g(\cdot))$ and $(\beta', g'(\cdot))$ the PLM (1) yields the same distribution of $Y(s)$ for all $s \in \mathcal{R}$, and therefore the model is not identifiable for the parameters β^* and $g(\cdot)$.

'If' part: We have $x(\cdot)^\top a \notin \mathcal{F}$ for all nonzero $a \in \mathbb{R}^p$. We prove the result by contradiction. If there exists two sets of parameters $(\beta^*, g(\cdot))$ and $(\beta', g'(\cdot))$ with $\beta^*, \beta' \in \mathbb{R}^p$ and $g(\cdot), g'(\cdot) \in \mathcal{F}$ that both yield the PLM (1) for all $Y(s), s \in \mathcal{R}$. Then we have $E_{\beta^*, g(\cdot)}(Y(s)) = E_{\beta', g'(\cdot)}(Y(s))$ for all $s \in \mathcal{R}$, implying $x(s)^\top \beta^* + g(s) = x(s)^\top \beta' + g'(s)$ for all s , or equivalently

$$g(s) - g'(s) = x(s)^\top a \text{ for } a = \beta' - \beta^* \text{ and all } s \in \mathcal{R}.$$

The left side of the equation above is in \mathcal{F} as \mathcal{F} is closed under addition and scalar multiplication, and the right side is not in \mathcal{F} for any nonzero a by hypothesis. Therefore, $a = 0$, which implies that $(\beta^*, g(\cdot)) = (\beta', g'(\cdot))$.

S3 Bias of OLS: Proof of Proposition 2

The DGP for the outcome is $Y = X\beta^* + g + \epsilon$. Without loss of generality, we can assume $g(\cdot)$ is centered in the sense that $\int_{\mathcal{R}} g(s)f_s(s)ds = 0$. This is because if it is not centered, then we can center it and add an intercept to the DGP for $Y(\cdot)$ and then include the intercept column in the design matrix X for the OLS estimator. The bias result will remain the same.

The error of the OLS estimator is given by

$$\hat{\beta}_{OLS} - \beta^* = (X'X)^{-1}X'Y - \beta^* = (X'X)^{-1}X'g + (X'X)^{-1}X'\epsilon.$$

Note that as $S_i \sim i.i.d$ and $h(\cdot)$ is a fixed function, then $h(S_i)$ is i.i.d. Also $\eta(\cdot)$ is an i.i.d process. So it is immediate that $X(S_i) = h(S_i) + \eta(S_i)$ are also identically distributed. Independence can be proved in many ways. For any $A, B \subseteq \mathbb{R}^P$

$$\begin{aligned} P(X(S_i) \in A, X(S_j) \in B) &= \int_{s_i, s_j} P(X(s_i) \in A, X(s_j) \in B) f_s(s_i) f_s(s_j) ds_i ds_j \\ &= \int_{s_i, s_j, s_i \neq s_j} P(h(s_i) + \eta(s_i) \in A, h(s_j) + \eta(s_j) \in B) f_s(s_i) f_s(s_j) ds_i ds_j \\ &= \int_{s_i, s_j, s_i \neq s_j} P(h(s_i) + \eta(s_i) \in A) P(h(s_j) + \eta(s_j) \in B) f_s(s_i) f_s(s_j) ds_i ds_j \\ &= \int_{s_i, s_j} P(X(s_i) \in A) P(X(s_j) \in B) f_s(s_i) f_s(s_j) ds_i ds_j \\ &= \int_{s_i} P(X(s_i) \in A) f_s(s_i) ds_i \int_{s_j} P(X(s_j) \in B) f_s(s_j) ds_j \\ &= P(X(S_i) \in A) P(X(S_j) \in B). \end{aligned}$$

Here the second and fourth equality holds because the sampling distribution is continuous on \mathcal{R} (with a sampling density f_s). So the probability of selecting the same location is 0. The third equality occurs as for fixed locations $s_i \neq s_j$, $h(s_i)$ and $h(s_j)$ are non-random and $\eta(s_i) \perp \eta(s_j)$ (as $\eta(\cdot)$ is an i.i.d. process).

So $X(S_i)$ is marginally i.i.d.. By similar argument $Y(S_i)$ is i.i.d and pairs of variables are jointly i.i.d., e.g., $(X(S_i), g(S_i))$ is i.i.d. and $(X(S_i), \epsilon(S_i))$ is i.i.d.

As h is a bounded function (continuous on a compact domain) and $\text{var}(\eta)$ is finite and strictly positive definite, $X(S_i) = h(S_i) + \eta(S_i)$ has finite second moment, i.e.,

$$V_X := E(X(S)X(S)^\top), \text{ where } S \sim f_s, \quad (7)$$

is well-defined. So, by the strong law of large numbers $X^\top X/n = \frac{1}{n} \sum_i X(S_i)X(S_i)^\top \rightarrow E(X(S)X(S)^\top) = V_X \succ O$, where $S \sim f_s$.

We also have $\epsilon(\cdot) \perp X(\cdot)$, $E(\epsilon(s)) = 0$ and $\text{var}(\epsilon(s)) < \infty$, we have $\frac{1}{n} X' \epsilon \rightarrow \text{cov}(X(S), \epsilon(S)) = 0$, and as $g(\cdot)$ is centered we have $\frac{1}{n} X' g \rightarrow \text{cov}(X(S), g(S)) = v_{Xg} \neq 0$ as there is spatial confounding (2).

So by the continuous mapping theorem, as V_X is strictly positive definite, we have

$$\hat{\beta}_{OLS} - \beta^* \rightarrow V_X^{-1} v_{Xg}.$$

Once again, as $V_X \succ O$ and $v_{Xg} \neq 0$, we have $V_X^{-1} v_{Xg} \neq 0$, proving the nonvanishing error of the OLS estimator under spatial confounding.

S4 Consistency of GLS: Proof of Theorem 1

We first introduce some definitions. Let $\mathcal{C}(\mathcal{R})$ denote the space of all continuous real-valued functions on the spatial domain \mathcal{R} , equipped with the supremum norm, i.e., for $f(\cdot) \in \mathcal{C}(\mathcal{R})$, $\|f(\cdot)\|_\infty = \sup_{s \in \mathcal{R}} |f(s)|$. For a given sampling density f_s , let $\mathcal{L}_2(f_s)$ denote the Hilbert space $\left\{ f(\cdot) : \mathcal{R} \rightarrow \mathbb{R} \mid \int_{\mathcal{R}} f^2(s) f_s(s) ds < \infty \right\}$ equipped with the inner product $\langle f, g \rangle_{\mathcal{L}_2(f_s)} = \int_{\mathcal{R}} f(s)g(s) f_s(s) ds < \infty$ and the corresponding norm $\|f\|_{\mathcal{L}_2(f_s)}$. Recall that for a function $f(\cdot)$, we define $f = (f(S_1), \dots, S_n)^\top$. We define the following norms: $\|f\|_2^2 = \sum_{i=1}^n f(s_i)^2$ and $\|f\|_n^2 = \frac{1}{n} \sum_{i=1}^n f(s_i)^2$.

Proof. We first prove the result when $g(\cdot)$ and each component of $h(\cdot)$ belongs to the RKHS \mathcal{H}_K of the kernel $K(\cdot, \cdot)$. Subsequently, we will extend to the case where $g(\cdot)$ and $h(\cdot)$ are just continuous functions. By the Mercer representation of the RKHS of Gaussian processes [Theorem 4.51, Steinwart and Christmann, 2008], \mathcal{H}_K contains functions that are scaled linear combinations of the eigenfunctions of $K(\cdot, \cdot)$. Formally,

$$\mathcal{H}_K = \left\{ f(\cdot) : f(\cdot) = \sum_{i=1}^{\infty} \alpha_i \lambda_i^{1/2} \phi_i(\cdot) \text{ with } \|f(\cdot)\|_{\mathcal{H}_K}^2 := \sum_{i=1}^{\infty} \alpha_i^2 < \infty \right\}. \quad (8)$$

Here $\{\phi_i(\cdot)\}$ denotes the set of orthonormal eigenfunctions of $K(\cdot, \cdot)$ with respect to the sampling density f_s , i.e., $\int_{\mathcal{R}} \phi_i(s) \phi_j(s) f_s(s) ds = \delta_{ij}$ where δ is the Kronecker delta, $\{\lambda_i\}$ are the corresponding eigenvalues, and $\|\cdot\|_{\mathcal{H}_K}$ denotes the RKHS norm.

If $g \in \mathcal{H}_K$, we can write

$$g(s) = \sum_{i=1}^{\infty} \alpha_{g,i} \lambda_i^{1/2} \phi_i(s), \text{ with } \sum_{i=1}^{\infty} \alpha_{g,i}^2 < \infty. \quad (9)$$

We have

$$\begin{aligned} \hat{\beta}_{GLS} - \beta^* &= (X^\top \Sigma^{-1} X)^{-1} X^\top \Sigma^{-1} Y - \beta^* \\ &= (X^\top \Sigma^{-1} X)^{-1} X^\top \Sigma^{-1} (X \beta^* + g + \epsilon) - \beta^* \\ &= \left(\frac{1}{n} X^\top \Sigma^{-1} X \right)^{-1} \left(\frac{1}{n} X^\top \Sigma^{-1} g + \frac{1}{n} X^\top \Sigma^{-1} \epsilon \right). \end{aligned} \quad (10)$$

The key step for the proof is to show that terms of the form $\frac{1}{n} X^\top \Sigma^{-1} g$ are $o_p(1)$ for a smooth function g . Using the sub-multiplicative property of the $\|\cdot\|_2$ norm we have

$$\left\| \frac{1}{n} X^\top \Sigma^{-1} g \right\|_2 \leq \left\| \frac{1}{\sqrt{n}} X^\top \Sigma^{-1/2} \right\|_2 \left\| \frac{1}{\sqrt{n}} \Sigma^{-1/2} g \right\|_2 = \sqrt{\left\| \frac{1}{n} X^\top \Sigma^{-1} X \right\|_2} \left(\frac{1}{n} g^\top \Sigma^{-1} g \right). \quad (11)$$

It suffices to prove that $\frac{1}{n} g^\top \Sigma^{-1} g$ is $o_p(1)$ for a smooth g and $\frac{1}{n} X^\top \Sigma^{-1} X$ is $O_p(1)$.

Consider a truncated version $g_L(\cdot)$ of $g(\cdot)$ including only the first L terms, i.e.,

$$g_L(s) = \sum_{i=1}^L \alpha_{g,i} \lambda_i^{1/2} \phi_i(s). \quad (12)$$

As $g(\cdot), g_L(\cdot) \in \mathcal{H}_K$, we have $(g - g_L)(\cdot) \in \mathcal{H}_K$ and $\|(g - g_L)(\cdot)\|_{\mathcal{H}_K}^2 = \sum_{i=L+1}^{\infty} \alpha_{g,i}^2$. Note that for any $s \in \mathcal{R}$, $K(s, s) = \sigma^2 > 0$ (as $K(\cdot, \cdot)$, being a Matérn or squared-exponential kernel, is stationary). As $\sum_{i=1}^{\infty} \alpha_{g,i}^2 < \infty$, for any given $\epsilon > 0$, we can choose L such that $\|(g_L - g)(\cdot)\|_{\mathcal{H}_K}^2 \leq \epsilon \tau^2 / \sigma^2$. By the reproducing property of \mathcal{H}_K , for any $s \in \mathcal{R}$ we have $|(g - g_L)(s)| = |\langle K(s, \cdot), (g - g_L)(\cdot) \rangle_{\mathcal{H}_K}| \leq \|K(s, \cdot)\|_{\mathcal{H}_K} \|(g - g_L)(\cdot)\|_{\mathcal{H}_K} = \sqrt{K(s, s)} \|(g - g_L)(\cdot)\|_{\mathcal{H}_K} \leq \sigma * \sqrt{\epsilon \tau} / \sigma = \sqrt{\epsilon \tau}$, and we have

$$\|(g - g_L)(\cdot)\|_{\mathcal{L}_2(f_s)}^2 = \int_{\mathcal{R}} (g(s) - g_L(s))^2 f_s(s) ds \leq \epsilon \tau^2. \quad (13)$$

We first consider the term $g_L^\top \Sigma^{-1} g_L$. Note that $\Sigma = K + \tau^2 I$, where $K_{ij} = K(S_i, S_j)$. Using Mercer's expansion of covariance functions [Theorem 4.49 of Steinwart and Christmann, 2008], we can write

$$K(s_i, s_j) = \sum_{i=1}^{\infty} \lambda_i \phi_i(s_i) \phi_i(s_j) \text{ for all } s_i, s_j \in \mathcal{R}. \quad (14)$$

Consider the truncated kernel,

$$K_L(s_i, s_j) = \sum_{i=1}^L \lambda_i \phi_i(s_i) \phi_i(s_j) \text{ for all } s_i, s_j \in \mathcal{R}, \quad (15)$$

and define the $n \times n$ matrix $K_L = (K_L(S_i, S_j))$ and $\Sigma_L = K_L + \tau^2 I$. Recall that we use the notation $\phi_i = (\phi_i(S_1), \dots, \phi_i(S_n))^\top$. We have $K = \sum_{i=1}^\infty \lambda_i \phi_i \phi_i^\top$ and $K_L = \sum_{i=1}^L \lambda_i \phi_i \phi_i^\top$. As $\lambda_i \geq 0$ for all i , for any vector $u \in \mathbb{R}^n$, we have $u^\top K u = \sum_{i=1}^\infty \lambda_i (u^\top \phi_i)^2 \geq \sum_{i=1}^L \lambda_i (u^\top \phi_i)^2 = u^\top K_L u \geq 0$, i.e., $K \succcurlyeq K_L \succcurlyeq O$. Consequently, as $\tau^2 > 0$, we have $\Sigma \succcurlyeq \Sigma_L \succ O$. So,

$$0 \leq g_L^\top \Sigma^{-1} g_L \leq g_L^\top \Sigma_L^{-1} g_L. \quad (16)$$

Let $\Phi = (\phi_1, \dots, \phi_L)$, $D_L = \text{diag}(\lambda_1, \dots, \lambda_L)$ and $a_{g,L} = (\alpha_{g,1}, \dots, \alpha_{g,L})^\top$. Then

$$g_L = \Phi_L D_L^{1/2} a_{g,L} \text{ and } \Sigma_L = \Phi_L D_L \Phi_L^\top + \tau^2 I. \quad (17)$$

Using the Sherman-Woodbury-Morrison identity, we have

$$\Sigma_L^{-1} = \tau^{-2} I - \tau^{-4} \Phi_L (D_L^{-1} + \tau^{-2} \Phi_L^\top \Phi_L)^{-1} \Phi_L^\top. \quad (18)$$

Let $M_L = \frac{1}{n} \Phi_L^\top \Phi_L$. Then we have

$$\begin{aligned} \frac{1}{n} g_L^\top \Sigma_L^{-1} g_L &= \frac{1}{n} a_{g,L}^\top D_L^{1/2} \Phi_L^\top (\tau^{-2} I - \tau^{-4} \Phi_L (D_L^{-1} + \tau^{-2} \Phi_L^\top \Phi_L)^{-1} \Phi_L^\top) \Phi_L D_L^{1/2} a_{g,L} \\ &= \frac{1}{n} \tau^{-2} a_{g,L}^\top D_L^{1/2} \Phi_L^\top \Phi_L D_L^{1/2} a_{g,L} \\ &\quad - \frac{1}{n} \tau^{-4} a_{g,L}^\top D_L^{1/2} \Phi_L^\top \Phi_L (D_L^{-1} + \tau^{-2} \Phi_L^\top \Phi_L)^{-1} \Phi_L^\top \Phi_L D_L^{1/2} a_{g,L} \\ &= \tau^{-2} a_{g,L}^\top D_L^{1/2} M_L D_L^{1/2} a_{g,L} \\ &\quad - \tau^{-4} a_{g,L}^\top D_L^{1/2} M_L (D_L^{-1}/n + \tau^{-2} M_L)^{-1} M_L D_L^{1/2} a_{g,L} \\ &= \tau^{-2} a_{g,L}^\top D_L^{1/2} M_L (I - \tau^{-2} (D_L^{-1}/n + \tau^{-2} M_L)^{-1} M_L) D_L^{1/2} a_{g,L}. \end{aligned}$$

All vectors and matrices in the above expression are at most L -dimensional. For a fixed L , as $n \rightarrow \infty$, and

S_i are i.i.d., we have by the law of large numbers.

$$M_L(j, k) = \frac{1}{n} \sum_{i=1}^n \phi_j(S_i) \phi_k(S_i) \rightarrow \int_{\mathcal{R}} \phi_j(s) \phi_k(s) f_s(s) ds = \delta_{jk}.$$

Hence, $M_L \rightarrow I$ as $n \rightarrow \infty$ where I here is the $L \times L$ identity matrix. The other terms $a_{g,L}$ and D_L do not depend on n . So $D_L^{-1}/n \rightarrow O$ and we can calculate

$$\begin{aligned} \lim_{n \rightarrow \infty} \frac{1}{n} g_L^\top \Sigma^{-1} g_L &= \tau^{-2} a_{g,L}^\top D_L^{1/2} I (I - \tau^{-2} (O + \tau^{-2} I)^{-1} I) D_L^{1/2} a_{g,L} \\ &= \tau^{-2} a_{g,L}^\top D_L^{1/2} I (I - \tau^{-2} \tau^2 I) D_L^{1/2} a_{g,L} \\ &= 0. \end{aligned}$$

Consequently, applying (16) we have

$$\lim_{n \rightarrow \infty} \frac{1}{n} g_L^\top \Sigma^{-1} g_L = 0. \quad (19)$$

Applying Cauchy-Schwartz and the AM-GM inequality, we have

$$\begin{aligned} \frac{1}{n} g^\top \Sigma^{-1} g &\leq \frac{1}{n} g_L^\top \Sigma^{-1} g_L + \frac{1}{n} (g - g_L)^\top \Sigma^{-1} (g - g_L) + 2 \left| \frac{1}{n} g_L^\top \Sigma^{-1} (g - g_L) \right| \\ &\leq \frac{1}{n} g_L^\top \Sigma^{-1} g_L + \frac{1}{n} (g - g_L)^\top \Sigma^{-1} (g - g_L) + 2 \sqrt{\frac{1}{n} g_L^\top \Sigma^{-1} g_L \frac{1}{n} (g - g_L)^\top \Sigma^{-1} (g - g_L)} \\ &\leq 2 \frac{1}{n} g_L^\top \Sigma^{-1} g_L + 2 \frac{1}{n} (g - g_L)^\top \Sigma^{-1} (g - g_L). \end{aligned}$$

As $n \rightarrow \infty$, the first term on the right-hand side is 0 from (19). As eigenvalues of Σ^{-1} are bounded from above by $1/\tau^2$, the second term is less than $1/\tau^2 \|(g - g_L)\|_n^2$. As S_i are i.i.d., by the law of large numbers and (13),

$$\|g - g_L\|_n^2 = \frac{1}{n} \sum_{i=1}^n (g - g_L)(S_i)^2 \rightarrow \int_{\mathcal{R}} (g - g_L)^2(s) f_s(s) ds = \|(g - g_L)(\cdot)\|_{\mathcal{L}_2(f_s)}^2 \leq \epsilon \tau^2,$$

and we obtain $\lim_{n \rightarrow \infty} \frac{1}{n} g^\top \Sigma^{-1} g \leq 1/\tau^2 \epsilon \tau^2 = \epsilon$. Since $\epsilon > 0$ is arbitrary, we have for any $g(\cdot) \in \mathcal{H}_K$

$$\lim_{n \rightarrow \infty} \frac{1}{n} g^\top \Sigma^{-1} g = 0. \quad (20)$$

Returning to (11), let S denote a random variable such that $S \sim f_s$. As $X(S_i)$ are marginally i.i.d. (see

proof of Proposition 2), we have $\frac{1}{n}X^\top \Sigma^{-1}X \preceq 1/\tau^2 \frac{1}{n}X^\top X \rightarrow 1/\tau^2 E(X(S)X(S)^\top) = 1/\tau^2 V_X$, i.e., $\frac{1}{n}X^\top \Sigma^{-1}X = O_p(1)$. As $\frac{1}{n}g^\top \Sigma^{-1}g$ is $o_p(1)$ by 20) and $\frac{1}{n}X^\top \Sigma^{-1}X = O_p(1)$ we have from (11) that $\frac{1}{n}X^\top \Sigma^{-1}g = o_p(1)$.

In the expression (10) of the bias of the GLS estimator, the cross term $\frac{1}{n}X^\top \Sigma^{-1}\epsilon$ is also $o_p(1)$, as $\epsilon(\cdot)$ is an i.i.d error process independent of $X(\cdot)$. Lemma 1 provides a general result and formal proof of this. So the error of the GLS estimator is $o_p(1)$ as long as we can prove that $(\frac{1}{n}X^\top \Sigma^{-1}X)^{-1}$ is $O_p(1)$, which we do below.

We can write

$$A_n := \frac{1}{n}X^\top \Sigma^{-1}X = \frac{1}{n}h^\top \Sigma^{-1}h + \frac{1}{n}\eta^\top \Sigma^{-1}\eta + \frac{2}{n}h^\top \Sigma^{-1}\eta. \quad (21)$$

Due to the independence of the error terms η with all other variables, the cross-term $\frac{2}{n}h^\top \Sigma^{-1}\eta$ is once again $o_p(1)$ by Lemma 1. As $h(\cdot)$ is bounded (being a continuous function on a compact domain), and eigenvalues of Σ^{-1} are bounded by $1/\tau^2$, it follows that $\frac{1}{n}h^\top \Sigma^{-1}h = O_p(1)$. Also, similarly as $\eta(S_i)$ are i.i.d. with finite second-moment,

$$\frac{1}{n}\eta^\top \Sigma^{-1}\eta \prec \frac{1}{\tau^2} \sum_{i=1}^n \eta(S_i)\eta(S_i)^\top \rightarrow \frac{1}{\tau^2} E(\eta(S)\eta(S)^\top) \implies \frac{1}{n}\eta^\top \Sigma^{-1}\eta = O_p(1). \quad (22)$$

As A_n is fixed $(p \times p)$ -dimensional and the cross-term in (21) is $o_p(1)$, we have $A_n - B_n \rightarrow 0$ where $B_n = (\frac{1}{n}h^\top \Sigma^{-1}h + \frac{1}{n}\eta^\top \Sigma^{-1}\eta)$. By (22) and the argument preceding it, both A_n and B_n are $O_p(1)$. Since $A_n \rightarrow B_n$ and both are fixed-dimensional $O_p(1)$ matrices, we have $\det(A_n) \rightarrow \det(B_n)$ (as the determinant is simply a polynomial of the entries of the matrix). Since $\frac{1}{n}h^\top \Sigma^{-1}h \succ O$, we have $\det(B_n) \geq \det(\frac{1}{n}\eta^\top \Sigma^{-1}\eta)$ (by Lemma 3) and thus $\det(A_n) > \det(\frac{1}{n}\eta^\top \Sigma^{-1}\eta) - v$ for any $v > 0$ with probability going to 1. Lemma 2 shows that determinants of quadratic forms like $\frac{1}{n}\eta^\top \Sigma^{-1}\eta$ are bounded away from zero (uniformly in n , i.e., the bound does not depend on n), implying that $\det(B_n)$ and consequently $\det(A_n)$ are bounded away from 0 with probability going to 1 (as v can be chosen to be arbitrarily small), or equivalently, $1/\det(A_n) = O_p(1)$.

Now $A_n^{-1} = \text{adj}(A_n)/\det(A_n)$ where $\text{adj}(A_n)$ is the $p \times p$ adjugate matrix. As A_n is $O_p(1)$, and $\text{adj}(A_n)$ is of the same fixed dimension with entries taken from A_n (reordered and possibly with a change of sign), we have $\text{adj}(A_n) = O_p(1)$. So, $A_n^{-1} = (X^\top \Sigma^{-1}X)^{-1}$ is $O_p(1)$ and the result is proved when $g(\cdot)$ and each $h_j(\cdot)$ are in \mathcal{H}_K .

When $g(\cdot)$ and $h_j(\cdot)$ are merely continuous functions (not necessarily belonging \mathcal{H}_K), the only thing

that needs to be proved is that $\frac{1}{n}g^\top \Sigma^{-1}g = o_p(1)$, and similarly for the $h_j(\cdot)$. When $K(\cdot, \cdot)$ is the Matérn or squared exponential kernel, the RKHS \mathcal{H}_K approximates any continuous function in $\mathcal{C}(\mathcal{R})$ arbitrarily closely in the supremum norm [Example 1 of Van Der Vaart and Van Zanten, 2011]. Such kernels are called ‘universal kernels’ [Micchelli et al., 2006]. So for any $\delta > 0$, there is a $g_{\mathcal{H}_K}(\cdot) \in \mathcal{H}_K$ such that $\max_{s \in \mathcal{R}} |g(s) - g_{\mathcal{H}_K}(s)| < \delta$. Thus, once again using Cauchy-Schwartz and AM-GM inequality, we have

$$\frac{1}{n}g^\top \Sigma^{-1}g \leq 2 \left(\frac{1}{n}g_{\mathcal{H}_K}^\top \Sigma^{-1}g_{\mathcal{H}_K} + \frac{1}{n}(g - g_{\mathcal{H}_K})^\top \Sigma^{-1}(g - g_{\mathcal{H}_K}) \right).$$

The first term on the right side is $o_p(1)$ by (20) as $g_{\mathcal{H}_K}(\cdot) \in \mathcal{H}_K$. As eigenvalues of Σ^{-1} are bounded from above by $1/\tau^2$, the second term is less than $1/\tau^2 \frac{1}{n} \sum_i (g(S_i) - g_{\mathcal{H}_K}(S_i))^2 \leq \delta^2/\tau^2$. As $\delta > 0$ is arbitrary, the result follows. The same argument holds for each $h_j(\cdot)$.

□

Lemma 1. *Let $S_i \sim_{i.i.d.}, i = 1, 2, \dots$ denote locations sampled randomly from a domain $\mathcal{R} \in \mathbb{R}^d$ using a sampling density f_s . Let $w(S_i), i = 1, 2, \dots$ denote i.i.d p -dimensional random vectors with finite second moment and let $w = (w(S_1), \dots, w(S_n))^\top$. Let $\varepsilon(s)$ be i.i.d. zero-mean finite-variance random variables with for $s \in \mathcal{R}$, with $\varepsilon(\cdot)$ independent of w and S_1, S_2, \dots . Define $\varepsilon = (\varepsilon(S_1), \dots, \varepsilon(S_n))^\top$. Let Σ denote an $n \times n$ covariance matrix, depending only on S_1, \dots, S_n and some fixed parameters, with eigenvalues uniformly bounded (in n) from below. Then $\frac{1}{n}w^\top \Sigma^{-1}\varepsilon$ is $o_p(1)$.*

Proof. It is sufficient prove the result for $p = 1$ and for $p > 1$ apply that result to each entry of the p -dimensional vector $\frac{1}{n}w^\top \Sigma^{-1}\varepsilon$. Let $\mathcal{S} = \{S_1, \dots, S_n\}$ and $S \sim f_s$ denote a random location. Also let $E(w^2(S)) = \chi$ and $\text{var}(\varepsilon(s)) = \iota^2$ for any $s \in \mathcal{R}$. These quantities are finite by the statement of the lemma. The eigenvalues of Σ^{-1} are bounded from above by some $T > 0$. Then $\frac{1}{n}w^\top \Sigma^{-1}\varepsilon = \frac{1}{n}w^\top QDQ^\top \varepsilon$ where QDQ^\top is the spectral decomposition of Σ^{-1} , Q has orthonormal columns and $D = \text{diag}(d_i)$ is diagonal. Let $u = (u_1, \dots, u_n)^\top = Q^\top w$ and $v = (v_1, \dots, v_n)^\top = Q^\top \varepsilon$. Since Q is orthonormal, $\varepsilon(s)$ are i.i.d., independent of \mathcal{S} and w , and with zero mean, and Q, D are fixed matrices conditional on \mathcal{S} , we have

$$E(v | w, \mathcal{S}) = E(Q^\top E(\varepsilon | w, \mathcal{S})) = E(Q^\top E(\varepsilon)) = 0, \text{ and}$$

$$\text{var}(v | w, \mathcal{S}) = Q^\top \text{var}(\varepsilon | w, \mathcal{S}) Q = Q^\top \text{var}(\varepsilon) Q = \iota^2 I.$$

Finally, as Q is orthonormal, $\|u\| = \|w\|$.

Now, the quantity of interest is $w^\top \Sigma^{-1} \varepsilon = u^\top Dv = \sum_i d_i u_i v_i$. Clearly, $E(\sum_i d_i u_i v_i) = E[E(\sum_i d_i u_i v_i | w, \mathcal{S})] = E[\sum_i d_i u_i E(v_i | w, \mathcal{S})] = 0$. We can write its variance as follows:

$$\begin{aligned} \text{var}\left(\sum_i d_i u_i v_i\right) &= \text{var}\left[E\left(\sum_i d_i u_i v_i \mid \mathcal{S}, w\right) + E\left[\text{var}\left(\sum_i d_i u_i v_i \mid \mathcal{S}, w\right)\right]\right] \\ &= 0 + E\left[\left(\sum_i d_i^2 u_i^2\right) \iota^2\right] \quad (\text{as } E(v | w, \mathcal{S}) = 0, \text{var}(v | w, \mathcal{S}) = \iota^2 I) \\ &\leq \iota^2 T^2 E\left(\sum_i u_i^2\right) \\ &= \iota^2 T^2 E\left(\sum_i w(S_i)^2\right) \quad (\text{as } \|w\| = \|u\|) \\ &= n \iota^2 T^2 \chi. \end{aligned}$$

Putting this together,

$$\begin{aligned} \lim_n \text{var}\left(\frac{1}{n} w^\top \Sigma^{-1} \varepsilon\right) &= \lim_n \text{var}\left(\frac{1}{n} u^\top Dv\right) \\ &= \lim_n \frac{1}{n^2} \text{var}(u^\top Dv) \\ &\leq \lim_n \frac{1}{n} T^2 \iota^2 \chi \\ &= 0 \end{aligned}$$

Since $\frac{1}{n} w^\top \Sigma^{-1} \varepsilon$ has mean zero and limiting variance zero, it converges to zero in probability by Chebyshev's inequality. □

Lemma 2. Let $S_i \sim_{i.i.d.}, i = 1, \dots, n$ denote locations sampled randomly from a domain $\mathcal{R} \in \mathbb{R}^d$ using a sampling density f_s . Let Σ denote an $n \times n$ covariance matrix with constant diagonal entries and eigenvalues uniformly bounded (in n) from below. Also let $\eta_i \sim_{i.i.d.}$ random variables in \mathbb{R}^p such that $\text{var}(\eta_i)$ is finite and strictly positive definite, and denote $\eta = (\eta_1, \dots, \eta_n)^\top$. Then $1/\det(\frac{1}{n} \eta^\top \Sigma^{-1} \eta)$ is $O_p(1)$.

Proof. Let $\eta_i = (\eta_i^{(1)}, \dots, \eta_i^{(p)})^\top$ for $i = 1, \dots, n$ and $\eta^{(j)} = (\eta_1^{(j)}, \dots, \eta_n^{(j)})^\top$ for $j = 1, \dots, p$. Let the scalar D equal the constant diagonal entries of Σ (D exists by the statement of the Lemma), i.e., $D = \Sigma(i, i)$. As the eigenvalues of Σ are uniformly bounded away from 0, let T denote a lower bound of the GP eigenspace of Σ , i.e., $0 < T \leq \lambda_i(\Sigma)$ for all i and n , λ_i denoting the i^{th} eigenvalue of Σ . If $B = \frac{1}{\sqrt{n}}(\Sigma^{1/2}\eta, \Sigma^{-1/2}\eta)$ then $B^\top B$ is positive semidefinite and $\eta^\top \Sigma \eta / n \geq T \eta^\top \eta / n$ is positive definite with probability going to 1 (as $\text{var}(\eta_i) \succ O$).

The rest of this argument holds with probability going to 1, conditioning on the set where $\eta^\top \eta / n$ (and, thus $\eta^\top \Sigma \eta / n$) are positive definite.

As $B^\top B$ and its top-left block $\eta^\top \Sigma \eta / n$ are positive definite, the Schur complement $\Psi = \frac{1}{n} \eta^\top \Sigma^{-1} \eta - \frac{1}{n} \eta^\top \eta (\frac{1}{n} \eta^\top \Sigma \eta)^{-1} \frac{1}{n} \eta^\top \eta$ is positive semidefinite. So by Lemma 3,

$$\det(\frac{1}{n} \eta^\top \Sigma^{-1} \eta) \geq \det(\Psi) + \det(\frac{1}{n} \eta^\top \eta (\frac{1}{n} \eta^\top \Sigma \eta)^{-1} \frac{1}{n} \eta^\top \eta) \geq \det(\frac{1}{n} \eta^\top \eta (\frac{1}{n} \eta^\top \Sigma \eta)^{-1} \frac{1}{n} \eta^\top \eta).$$

Equivalently, we have

$$\begin{aligned} \frac{1}{\det(\frac{1}{n} \eta^\top \Sigma^{-1} \eta)} &\leq \frac{1}{\det(\frac{1}{n} \eta^\top \eta (\frac{1}{n} \eta^\top \Sigma \eta)^{-1} \frac{1}{n} \eta^\top \eta)} \\ &= \frac{\det(\eta^\top \Sigma \eta / n)}{\det(\eta^\top \eta / n)^2} \end{aligned}$$

The inverse of the denominator is immediately $O_p(1)$ as the η_i are i.i.d and $\text{var}(\eta_i) \succ O$. For the numerator, let $M_n = \eta^\top \Sigma \eta / n$. We immediately have $E[M_n(j, j)] = E(\eta^{(j)\top} \Sigma \eta^{(j)} / n) = \rho_j \text{tr}(\Sigma) / n = \rho_j D$ where ρ_j is the variance of $\eta^{(j)}$. Therefore, by Markov's inequality, each $M_n(j, j)$ is $O_p(1)$ and by Hadamard's inequality, $\det(M_n) \leq \prod_{j=1}^p M_n(j, j)$ and is $O_p(1)$. □

The following fact, which is essentially a weak corollary of the Brunn-Minkowski determinant inequality [see, e.g., Yuan and Lenga, 2007, for a modern treatment] will be useful for our results.

Lemma 3. *Let A and B denote positive semidefinite matrices. Then $\det(A + B) \geq \det(A) + \det(B)$.*

Proof. First we consider the case where A, B are positive definite. Then the matrix form of the Brunn-

Minkowski inequality [Yuan and Lenga, 2007] gives

$$\det(A + B)^{1/p} \geq \det(A)^{1/p} + \det(B)^{1/p} \quad (23)$$

where p is the dimension of A and B . As $\det(A) > 0$ and $\det(B) > 0$, it follows that

$$\det(A + B) \geq (\det(A)^{1/p} + \det(B)^{1/p})^p \geq \det(A) + \det(B). \quad (24)$$

This proves the case where A, B are strictly positive definite. If A, B are positive semidefinite but not necessarily positive definite, define $A(\epsilon) = A + \epsilon I$ and $B(\epsilon) = B + \epsilon I$. For $\epsilon > 0$, $A(\epsilon), B(\epsilon)$ are strictly positive definite, so we have

$$\det(A(\epsilon) + B(\epsilon)) \geq \det(A(\epsilon)) + \det(B(\epsilon)). \quad (25)$$

Since the determinant is simply a polynomial function of the matrix entries, we can write

$$\lim_{\epsilon \rightarrow 0^+} \det(A(\epsilon) + B(\epsilon)) \geq \lim_{\epsilon \rightarrow 0^+} [\det(A(\epsilon)) + \det(B(\epsilon))]$$

$$\det(A + B) \geq \det(A) + \det(B).$$

□

S5 Conditional and marginal consistency, and Proof of Theorem 2

S5.1 Conditional consistency implying marginal consistency

We first present a general result on when estimators that are consistent conditional on realizations of some random variables, are also consistent marginally (i.e., over multiple draws of that random variable). This result is then used to prove the consistency of GLS when the spatial terms in the outcome and exposure are random functions.

Proposition 3. *Let $\hat{\beta}$ be an estimator whose distribution depends on random variables U and V with $U \perp V$. If there exists a set \mathcal{U} such that $\text{pr}(U \in \mathcal{U}) = 1$ and for all $u \in \mathcal{U}$, $\hat{\beta}$ converges in probability to β^**

conditional on $U = u$, then $\hat{\beta}$ converges unconditionally to β^* .

Proof. We will write $\hat{\beta} = \hat{\beta}(U, V)$ whenever the dependence of $\hat{\beta}$ on U and V needs to be made explicit. Let F_U denote the distribution of U and $\mathcal{U}(\delta, n) = \{u : \forall N \geq n : \text{pr}(|\hat{\beta}(u, V) - \beta^*| > \delta) < \delta\}$. Then

$$\begin{aligned} \limsup_n \text{pr}[|\hat{\beta} - \beta^*| > \delta] &= \limsup_n \{\text{pr}[(U \in \mathcal{U}(\delta, n)) \cap (|\hat{\beta} - \beta^*| > \delta)] + \\ &\quad \text{pr}[U \notin \mathcal{U}(\delta, n) \cap (|\hat{\beta} - \beta^*| > \delta)]\} \\ &\leq \limsup_n \int_{U \in \mathcal{U}(\delta, n)} \text{pr}[|\hat{\beta} - \beta^*| > \delta \mid U = u] F_U(du) + \\ &\quad \limsup_n \text{pr}[U \notin \mathcal{U}(\delta, n)]. \end{aligned} \tag{26}$$

The first term on the right-hand side of (26) can be expressed as

$$\begin{aligned} &\limsup_n \int_{U \in \mathcal{U}(\delta, n)} \text{pr}[|\hat{\beta}(u, V) - \beta^*| > \delta \mid U = u] F_U(du) \\ &= \limsup_n \int_{U \in \mathcal{U}(\delta, n)} \text{pr}[|\hat{\beta}(u, V) - \beta^*| > \delta] F_U(du) \\ &\leq \delta. \end{aligned}$$

Here the equality occurs as $U \perp V$, and the inequality occurs from the definition of $\mathcal{U}(\delta, n)$.

Next we consider the second term $\limsup_n \text{pr}[U \notin \mathcal{U}(\delta, n)]$ in the right side of (26).

Note that the sets $\mathcal{U}(\delta, n)$ are increasing in n . So

$$\limsup_n \text{pr}[U \in \mathcal{U}(\delta, n)] = \lim_n \text{pr}[U \in \mathcal{U}(\delta, n)] = \text{pr}[\lim_n \mathcal{U}(\delta, n)].$$

Also, recall that the set \mathcal{U} of u for which $\hat{\beta}(u, V)$ converges in probability to β^* has probability one. If $u \in \mathcal{U}$, then $\hat{\beta}(u, V) \rightarrow \beta^*$, which implies that for any δ , there is some n_0 for which $\forall N \geq n_0 : \text{pr}[|\hat{\beta}(u, V) - \beta^*| > \delta] < \delta$. So, $u \in \mathcal{U}$ implies $u \in \mathcal{U}(\delta, n)$ for large enough n , i.e., $u \in \lim_n \mathcal{U}(\delta, n)$. As $P(\mathcal{U}) = 1$, we then have $P(\lim_n \mathcal{U}(\delta, n)) = 1$.

Returning to (26), therefore, for any $\delta > 0$

$$\limsup_n \text{pr}(|\hat{\beta} - \beta^*| > \delta) \leq \delta + 0 = \delta.$$

Since $\delta > 0$ was arbitrary, $\hat{\beta} \rightarrow \beta^*$ in probability. \square

S5.2 Proof of Theorem 2

We apply Proposition 3 with $U = (g(\cdot), h(\cdot))$, $V = (S_1, S_2, \dots, \eta(\cdot), \epsilon(\cdot))$, and $\mathcal{U} = \{\omega \mid (g(\cdot)(\omega), h(\cdot)(\omega)) \text{ is continuous}\}$. As sample paths of $(g(\cdot), h(\cdot))$ are almost surely continuous, we have $P(\mathcal{U}) = 1$. Also, by Theorem 1, $\hat{\beta}_{GLS}(u, V)$ is consistent for any draw $u = (g(\cdot)(\omega), h(\cdot)(\omega))$ which are continuous fixed functions. Hence, the conditions of Proposition 3 are met, and the result follows.

S5.3 Marginal consistency implies conditional consistency

As an aside, we note that the converse of Proposition 3 is also true, as given in Proposition 4.

Proposition 4. *Let $\hat{\beta}(U, V)$ be an estimator whose distribution depends on random variables U and V with $U \perp V$. Assume that $\hat{\beta}$ converges unconditionally to β^* . Then there exists a set \mathcal{U} such that for all $u \in \mathcal{U}$, $\hat{\beta}(u, V)$ converges in probability to β^* , and $\text{pr}(U \in \mathcal{U}) = 1$.*

Proof. We prove by contradiction. Let F_U denote the distribution of U . Assume there is a set \mathcal{H} such that $p = \text{pr}(U \in \mathcal{H}) > 0$, and for all $u \in \mathcal{H}$, $\hat{\beta}(u, V)$ does not converge to β^* . Then there exists a functional $\epsilon(u) > 0$ such that for all $u \in \mathcal{H}$: $\limsup_n \text{pr}(|\hat{\beta}(u, V) - \beta^*| > \epsilon(u)) > 0$. Let ϵ^* be a median of $\epsilon(u)$, over the conditional distribution of U within \mathcal{H} . Clearly, $\epsilon^* > 0$ since $\epsilon(u)$ is strictly positive. Let $H^* = \{u : (u \in \mathcal{H}) \cap (\epsilon(u) \geq \epsilon^*)\}$. By construction, $\text{pr}(U \in H^*) \geq \frac{p}{2}$. So we have

$$\begin{aligned} \limsup_n \text{pr}[|\hat{\beta} - \beta^*| > \epsilon^*] &\geq \limsup_n \text{pr}[(|\hat{\beta}(U, V) - \beta^*| > \epsilon^*) \cap (U \in H^*)] \\ &= \limsup_n \int_{H^*} \text{pr}[|\hat{\beta}(u, V) - \beta^*| > \epsilon^* \mid U = u] d(F_U) \\ &= \limsup_n \int_{H^*} \text{pr}[|\hat{\beta}(u, V) - \beta^*| > \epsilon^*] d(F_U). \quad (\text{as } U \perp V) \end{aligned}$$

As $\limsup_n \text{pr}[|\hat{\beta}(u, V) - \beta^*| > \epsilon^*]$ is strictly positive for $u \in H^*$, and $\text{pr}[U \in H^*] \geq p/2$, the quantity above is strictly positive, contradicting the assumption that $\hat{\beta}$ converges to β^* in probability. Thus no set \mathcal{H}

can exist, and the set of u for which $\hat{\beta}(u, V)$ does not converge to β has measure zero.

□

S6 Simulations

S6.1 Fixed/Random confounder

We demonstrate that a spatial model is needed to account for omitted variable bias and that the distinction between fixed and random confounding functions is not crucial for the performance of the spatial estimators.

We use $n = 10,000$ locations chosen uniformly at random from the square with coordinates between 0 and 10. On these points, we simulate a confounding variable $g(\cdot)$ from a Gaussian process with spherical covariance $\tilde{\Sigma}(\cdot, \cdot)$ with marginal variance $\sigma^2 = 1$ and inverse range $\phi = 0.25$ [using the BRISC R-package, Saha and Datta, 2018b]. Note that this GP is used to simulate a smooth fixed function $g(\cdot)$ and is unrelated to the GP covariance function used in the GLS estimator. We run 1,000 replications. In the first scenario, we generated only one *fixed confounder* surface $g(\cdot)$, which is maintained throughout all runs while regenerating X and Y in each replicate run. The confounder is smoothed by a thin plate spline with 200 basis functions. We summarize the data generation process below.

$$\begin{aligned}
 S_i &\sim_{i.i.d} \text{Unif}(0, 10) \times \text{Unif}(0, 10), D_{ij} = |S_i - S_j|, \\
 \tilde{\Sigma}_{ij} &\approx \mathbb{I}(D_{ij} \leq \phi^{-1}) * \sigma^2 \left(1 - \frac{3}{2}\phi D_{ij} + \frac{1}{2}(\phi D_{ij})^2\right), Z^* \sim N(0, \tilde{\Sigma}_{ij}), \\
 g(\cdot) &= \text{spline.smooth}(Z^*), g = (g(S_1), \dots, g(S_n))^\top, \\
 X &\sim_{ind} N(g, 1), Y \sim_{ind} N(X + g, 1).
 \end{aligned} \tag{27}$$

So, in this scenario we have a univariate exposure $X(\cdot)$ and its spatial part $h(\cdot)$ is exactly equal to $g(\cdot)$, inducing strong confounding. Note the given correlation function $\tilde{\Sigma}$ is approximate because the data are generated with the BRISC package [Saha and Datta, 2018b], which uses a nearest-neighbor approximation to generate large-scale realizations of Gaussian processes.

We estimated the coefficient β on X (whose true value β^* equals 1, as we see in (27)) using OLS, GLS, and three different spline models. Due to the large sample size, the GLS estimator is computed according to the exponential covariance function using a nearest-neighbor Gaussian process approximation [Datta et al., 2016, Finley et al., 2019] implemented in the BRISC R-package [Saha and Datta, 2018a], and the confidence interval uses the BRISC parametric spatial bootstrap method [Saha and Datta, 2018b]. The OLS confidence

interval is analytic. In addition, we fit three different spline models using the `mgcv` package [Wood, 2015], all of which use 200 basis functions. The first, “GAM” is the default model with a smoothness penalty chosen by generalized cross-validation. The next, “GAM.fx” (for “fixed”) has no smoothness penalty. Finally, “Spatial.plus” is the Spatial+ technique of Dupont et al. [2022], a two-stage procedure which uses a spatially residualized version of the exposure. The GAM models return an analytic standard error from the linear model including the basis functions, which we use to construct the confidence intervals.

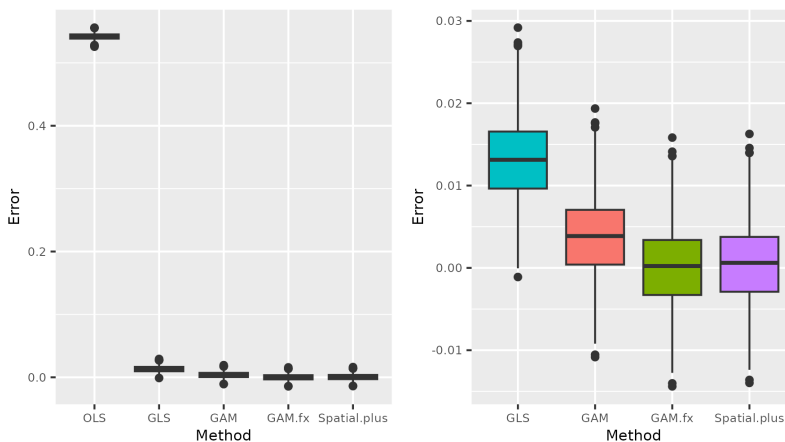


Figure 1: Sampling distributions of the bias under spatial confounding by a fixed function. For improved visibility, the right plot is a version of the left plot that removes the OLS (due to its very large bias) and zooms in on the performance of the non-OLS methods.

We find in Figure 1 (left) that, despite the strong unmeasured spatial confounding present in the DGP, all spatial methods adjust for nearly all the large bias present in the OLS estimator. Zooming into the performance of only the spatial estimators in Figure 1 (right), we see that the GAM and GLS methods still exhibit some bias which also shows up in poor confidence interval coverage in Table 1. For GAM, this small bias is

	OLS	GLS	GAM	GAM.fx	Spatial.plus
Coverage	0%	25%	89%	96%	96%

Table 1: 95% confidence interval coverage probabilities for all estimators for the fixed confounder

likely a regularization bias incurred due to the penalized fitting method used, as we see that GAM.fx, which does not penalize, does not suffer from this. It has been shown that efficient estimation of the exposure effect with the spatial term modeled as splines requires undersmoothing (less penalization) of the splines [Rice, 1986]. It is likely that what we see here for GAM as opposed to GAM.fx is a manifestation of this.

For GLS we also suspect that some regularization bias is contributing to its bias and poor coverage. The GLS estimator is derived from the marginalization of the GP analysis model (4), and Yang et al. [2015] have

shown that undersmoothing is also necessary for this GP-based PLM to obtain minimax optimal estimates of β . They recommend letting the spatial decay in the GP covariance go to infinity with sample size at a certain rate, which we do not do in our implementation as the spatial covariance parameters are estimated using maximum likelihood. Also, the true confounding function here (generated as a spline-smoothed fixed draw of a Gaussian process) is quite “wiggly,” and oversmoothing in an analysis model will lead to bias. When a smoother confounding function was used in Gilbert et al. [2021] in a similar partially linear DGP, the GLS had near nominal coverage [see Table S2 of Gilbert et al., 2021]. Our simulations in Section S6.3 using a confounder that is simply a linear function of space also yield near nominal coverage for the spatial GLS estimator (see Table 3). These further point to undercoverage in this particular setting caused by oversmoothing when the spatial parameters in the working covariance matrix of GLS are estimated by MLE and where the true confounder is less smooth.

Also note that the GAM estimators’ overall superior coverage (compared to GLS) may be explained by the fact that the data are truly generated according to spline basis functions, meaning that all the GAM-based models are correctly specified. On the other hand, the BRISC parametric bootstrap method used to generate the confidence intervals is under the assumption of dependent data with a Gaussian process covariance, which is misspecified under confounding. This demonstrates that model misspecification may not affect first-order properties, e.g., the consistency of the GLS point estimator, but can adversely impact its variance estimation.

The Spatial+ and GAM.fx methods perform well, and equally so, both apparently because they do not suffer from regularization bias. This demonstrates that for methods suffering from this kind of bias, it can be beneficial to augment the outcome regression with exposure models as well, as discussed in Gilbert et al. [2021] and Dupont et al. [2022]. Finally, we note that the bias of GLS, while larger than the GAM methods, is still quite small ($\sim 3\%$) relative to the true effect size of 1, and is an order of magnitude smaller than the bias of the OLS/RSR estimator.

We then consider a scenario where confounding is by a random function $g(\cdot)$. We use a DGP identical to the scenario of confounding by fixed function as specified in (27) except that the variable Z^* is regenerated according to its Gaussian process distribution for each run of the simulation, resulting in a random $g(\cdot)$ (which is the spline smoothed version of Z^*) for every simulation. The results in Figure 2 and Table 2 are extremely similar to the fixed confounder scenario, except that the OLS estimator exhibits much larger variance, as shown by the greater width of the distribution.

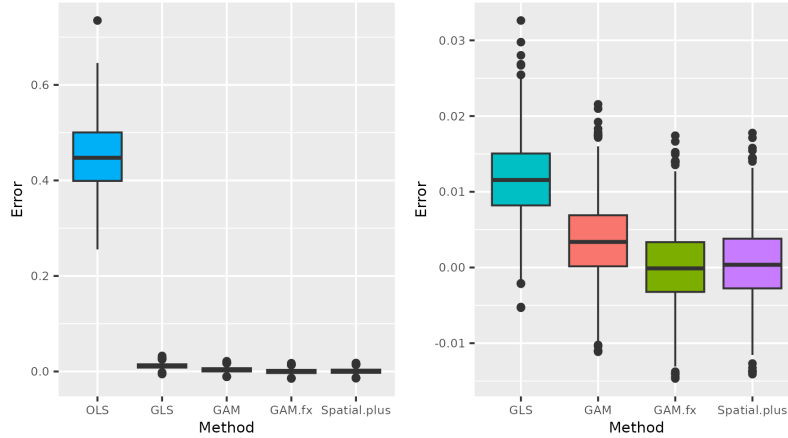


Figure 2: Sampling distributions of the bias under random spatial confounding (endogeneity). For improved visibility, the right plot zooms in on the performance of the non-OLS methods.

	OLS	GLS	GAM	GAM.fx	Spatial.plus
Coverage	0%	35%	89%	94%	94%

Table 2: 95% confidence interval coverage probabilities for all methods for the random confounder

S6.2 Analytical expression of finite-sample bias of GLS

In this simulation study, we investigate the finite-sample performance of the GLS estimator. We use the Mercer representation of the reproducing kernel Hilbert space (RKHS) of the Gaussian process covariance kernel used in the GLS estimator to provide an approximate expression for the bias term of the GLS estimator which we then verify empirically through numerical experiments.

We consider the DGP (1) with confounding by a fixed function $g(\cdot)$ and a one-dimensional exposure $X(\cdot)$. Conditional on the locations and the values of X , the exact bias of the GLS estimator $\hat{\beta}_{GLS} = (X^\top \Sigma^{-1} X)^{-1} X^\top \Sigma^{-1} Y$ is

$$\text{Bias}_{\text{exact}} = \frac{X^\top \Sigma^{-1} g}{X^\top \Sigma^{-1} X}. \quad (28)$$

Here Σ is the working covariance matrix used in the GLS estimator (5), i.e., $\Sigma = K + \tau^2 I$, with the GP kernel matrix K and nugget variance τ^2 .

We consider the case where the functions $g(\cdot)$ and $h(\cdot)$ (respectively corresponding to the outcome model (1) and exposure model (3)) are both finite linear combinations of eigenfunctions of $K(\cdot, \cdot)$, i.e., for some integer L we have

$$g(s) = \sum_{i=1}^L \alpha_{g,i} \lambda_i^{1/2} \phi_i(s), h(s) = \sum_{i=1}^L \alpha_{h,i} \lambda_i^{1/2} \phi_i(s). \quad (29)$$

As discussed in Section 3.3, the RKHS \mathcal{H}_K of $K(\cdot, \cdot)$ approximates any continuous function, and as seen from the definition of \mathcal{H}_K in (9), it is the closure of functions of the form (29). Hence, for large enough L , the functions g and h specified via (29) can approximate any continuous function.

Using Mercer's theorem, we can write $K(s, u) = \sum_{l=1}^{\infty} \lambda_l \phi_l(s) \phi_l(u)$ where $\lambda_l \geq 0$ are the eigenvalues (in decreasing order) and $\phi_l(\cdot)$ are the corresponding orthonormal basis functions. As $\int K(s, u) \phi_l(u) f_s(u) du = \lambda_l \phi_l(s) \forall l, s$. If $S_i \sim_{i.i.d.} f_s$, then the LHS can be approximated as a Riemann sum to obtain

$$\frac{1}{n} \sum_{i=1}^n K(s, S_i) \phi_l(S_i) \approx \lambda_l \phi_l(s) \forall l, s. \implies \frac{1}{n} K \phi_l \approx \lambda_l \phi_l, l = 1, \dots, n.$$

Letting $\Phi = (\phi_1, \dots, \phi_n)^\top$ and $D = \text{diag}(\{\lambda_l \mid l = 1, \dots, n\})$, as $\frac{1}{n} \Phi^\top \Phi \rightarrow I$, we have

$$K \approx (\Phi / \sqrt{n})(nD)(\Phi^\top / \sqrt{n})$$

as an approximate spectral decomposition of K , and consequently,

$$\Sigma \approx \left(\frac{1}{\sqrt{n}} \Phi \right) (nD + \tau^2 I) \left(\frac{1}{\sqrt{n}} \Phi^\top \right); \Sigma^{-1} \approx \left(\frac{1}{\sqrt{n}} \Phi \right) (nD + \tau^2 I)^{-1} \left(\frac{1}{\sqrt{n}} \Phi^\top \right). \quad (30)$$

For $g(\cdot)$ and $h(\cdot)$ as in (29) and Σ^{-1} approximated as in (30), we have the following approximate expression of the GLS bias predicted by the theoretical eigenfunction analysis:

$$\text{Bias}_{\text{pred}} = \frac{\sum_{i=1}^L \alpha_{g,i} \alpha_{h,i} \lambda_i / (n \cdot \lambda_i + \tau^2)}{X^\top \Sigma^{-1} X / n}. \quad (31)$$

From the form of the theoretically predicted approximate bias, it is clear that the bias goes to zero as $n \rightarrow \infty$ if L , the number of eigenfunctions included in $g(\cdot)$ and $h(\cdot)$, and the corresponding coefficients, remain constant. We now compare the exact and the eigen-expansion-based expressions of the bias given respectively in (28) and (31) of the GLS estimator in a numerical study.

The expression in (31) and the proof of Theorem 1 relied on the eigenfunctions of the assumed covariance structure, which in practice often do not admit closed-form expressions. However, in the case of one-dimensional locations generated according to a Gaussian sampling density f_s , a squared-exponential

covariance function *does* have analytic expressions for the eigenfunctions and eigenvalues.

Our simulation is structured as follows. For $n = 3,000$, we generate n locations S_1, \dots, S_n from a $N(0, 1)$ distribution. On these points, we calculate the squared-exponential kernel as

$$K(s, s') = \exp(-\phi(s - s')^2), \quad (32)$$

where we take $\phi = 1/2$. As given in Rasmussen and Williams [2005], this kernel K has eigenvalues

$$\lambda_k = \sqrt{\frac{2a}{A}} B^k \quad (33)$$

and eigenfunctions

$$\phi_k(x) = \exp(-(c - a)x^2) H_k(\sqrt{2c}x) \quad (34)$$

where $H_k(x) = (-1)^k \exp(x^2) \frac{d^k}{dx^k} \exp(-x^2)$ is the k th order Hermite polynomial, and the constants are $a^{-1} = 4\sigma^2$, $b = \phi$, $c = \sqrt{a^2 + 2ab}$, $A = a + b + c$, $B = \frac{b}{A}$.

For $L = 5$, we calculate spatial functions h and g as in (29) as linear combinations of the first L eigenfunctions with random coefficients as follows. Reparametrizing $c_{g,i} = \alpha_{g,i}\lambda^{1/2}$ and $c_{h,i} = \alpha_{h,i}\lambda^{1/2}$, these true coefficients are sampled independently from a standard normal distribution:

$$c_{g,i}, c_{h,i} \sim_{i.i.d} N(0, 1); \quad i = 1, \dots, L.$$

Then the data are generated as

$$\begin{aligned} X &= h + \eta; \quad \eta \sim \mathcal{N}(0, \kappa^2), \\ Y &= X + g + \epsilon; \quad \epsilon \sim \mathcal{N}(0, \tau_0^2). \end{aligned}$$

We use $\kappa^2 = \frac{1}{16}$ and $\tau_0^2 = 1$. The small value of κ^2 , making X nearly a spatial function itself, ensures that the bias need not be close to zero in samples of limited size.

For GLS estimation, we use a working covariance matrix $\Sigma = K + \tau^2 I$ where $K_{ij} = K(S_i, S_j)$. Note that we take $\tau^2 \neq \tau_0^2$ to demonstrate that the nugget variance need not be known *a priori*.

We compare the exact and theoretically predicted biases. The results of the simulation are shown in Figure 3 for 500 trials. It is clear that the exact bias and the bias predicted from the theory of Section 3.3

are generally in good agreement. This offers an empirical verification of the theoretical argument on the consistency of the GLS estimator using Mercer representation of the RKHS of the Gaussian process kernel.

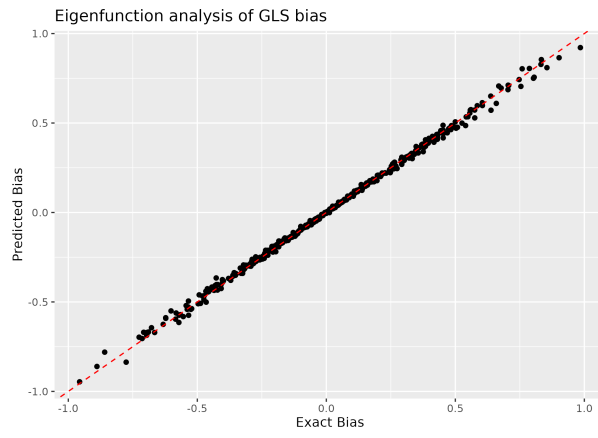


Figure 3: Comparison of the exact bias and the bias predicted from the theory of Section 3.3 for the GLS estimator using eigenfunction analysis of the covariance function.

S6.3 Spatially smooth (continuous) unmeasured confounding versus clustered (discrete) unmeasured confounding

The following simulation assesses to what extent adding exogenous (i.e., not endogenous) spatial errors in the analysis model can adjust for spatial confounding or endogeneity in the DGP, contrary to the well-established literature showing that it cannot mitigate confounding in general. To compare the performance of exogenous analysis models that exploit the spatially continuous nature of the confounder and ones that simply treat the confounder as a discrete group-specific variable, we slightly deviate from the DGP considered in (1), and consider a generalization of the DGP (1) where multiple observations are recorded at each (one-dimensional) location. The sample size is 3,000; this is achieved with $n = 300$ locations and $k = 10$ data points for each location. We use a confounder that is a simple linear function of spatial location in order to focus on the differences in location modeling. The DGP can be summarized as

$$\begin{aligned} S_{ij} &= i, & g(s) &= s/10, \\ X_{ij} &\sim N(g(S_i), 1), & Y_{ij} &\sim N(X_{ij} + g(S_i), 1) \text{ for } i = 1, \dots, n; j = 1, \dots, k. \end{aligned}$$

We investigate the impact of modeling location in two distinct ways by fitting two versions of GLS; one is a discrete analysis model with group-specific random effects that do not use any spatial information, i.e.,

$$Y_{ij} \sim N(X_{ij} + \nu_i, 1), \nu_i \sim_{i.i.d} N(0, \sigma^2). \quad (35)$$

The other is an analysis model that treats location as a continuous measurement and uses a Gaussian process to model the random effects, i.e.,

$$Y_{ij} \sim N(X_{ij} + \nu(S_i), 1), \nu(\cdot) \sim GP(0, K(\cdot, \cdot)). \quad (36)$$

The GLS estimator for either analysis model arises after marginalization of the random effects over their respective priors.

The GLS estimator for the grouped location is computed with the location-specific independent random effects model using the `lme4` package [Bates et al., 2009]; this estimator we call “grouped.” The GLS estimator for the continuous location is computed using a Gaussian process with an exponential covariance

function. However, due to the large sample size, we use a nearest-neighbor Gaussian process approximation [Datta et al., 2016] implemented in the BRISC R-package [Saha and Datta, 2018b]. This estimator we call “spatial.” Standard errors for the grouped estimator come from subsampling 1/20 of the dataset 120 times. The spatial estimator uses the BRISC bootstrap. The empirical distributions are based on 1,000 replications.

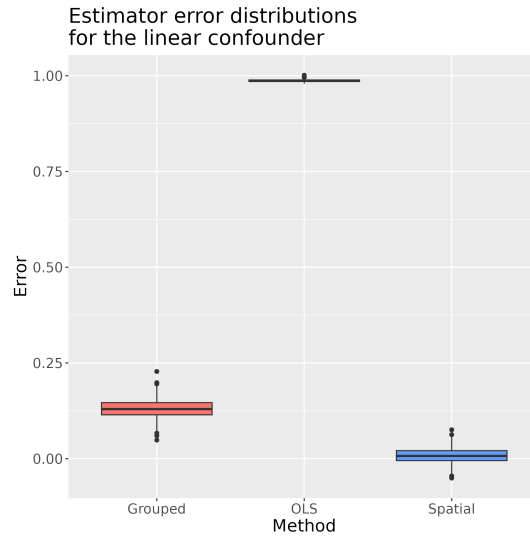


Figure 4: Estimator sampling distributions for the linear confounder. OLS is the unadjusted OLS estimator, grouped is the GLS estimator from the model (35) with independent location-specific random effects, Spatial is the GLS estimator from the model (36) with spatially smooth random effects modeled as a Gaussian process.

	Grouped	Spatial
GLS Coverage	0%	91%

Table 3: GLS 95% confidence interval coverage probabilities for both estimators for the linear confounder

As expected, from Figure 4, we see the OLS estimator is clearly inadequate. Although the grouped GLS estimator reduces bias, the bias is still significant (more than 10% of the true effect size of 1), and the estimator does not achieve nominal confidence interval coverage. On the other hand, although it is misspecified (does not model endogeneity explicitly), the spatial GLS estimator performs well with very little bias and nearly nominal coverage. The slight undercoverage is probably due to regularization bias, as discussed previously in Section S6.1.

References

- Douglas RM Azevedo, Marcos O Prates, and Dipankar Bandyopadhyay. Alleviating spatial confounding in frailty models. Biostatistics, 24(4):945–961, 2023.
- Douglas Bates, Martin Maechler, Ben Bolker, Steven Walker, Rune Haubo Bojesen Christensen, Henrik Singmann, Bin Dai, Fabian Scheipl, and Gabor Grothendieck. Package ‘lme4’. URL <http://lme4.r-project.org>, 2009.
- Andrew Bell, Malcolm Fairbrother, and Kelvyn Jones. Fixed and random effects models: making an informed choice. Quality & Quantity, 53(2):1051–1074, August 2018. doi: 10.1007/s11135-018-0802-x. URL <https://doi.org/10.1007/s11135-018-0802-x>.
- David G Clayton, L Bernardinelli, and C Montomoli. Spatial correlation in ecological analysis. International journal of epidemiology, 22(6):1193–1202, 1993.
- Abhirup Datta, Sudipto Banerjee, Andrew O. Finley, and Alan E. Gelfand. Hierarchical Nearest-Neighbor Gaussian Process Models for Large Geostatistical Datasets. Journal of the American Statistical Association Theory and Methods, 111(514):800–812, 2016. doi: 10.1080/01621459.2015.1044091. URL <http://dx.doi.org/10.1080/01621459.2015.1044091>.
- Emiko Dupont, Simon N. Wood, and Nicole H. Augustin. Spatial+: A novel approach to spatial confounding. Biometrics, 78(4):1279–1290, March 2022. doi: 10.1111/biom.13656. URL <https://doi.org/10.1111/biom.13656>.
- Andrew O Finley, Abhirup Datta, Bruce D Cook, Douglas C Morton, Hans E Andersen, and Sudipto Banerjee. Efficient algorithms for bayesian nearest neighbor gaussian processes. Journal of Computational and Graphical Statistics, 28(2):401–414, 2019.
- Brian Gilbert, Abhirup Datta, Joan A Casey, and Elizabeth L Ogburn. A causal inference framework for spatial confounding. arXiv preprint arXiv:2112.14946, 2021.
- Yawen Guan, Garritt L Page, Brian J Reich, Massimo Ventrucchi, and Shu Yang. Spectral adjustment for spatial confounding. Biometrika, 110(3):699–719, 12 2022. ISSN 1464-3510. doi: 10.1093/biomet/asac069. URL <https://doi.org/10.1093/biomet/asac069>.

- Ephraim M. Hanks, Erin M. Schliep, Mevin B. Hooten, and Jennifer A. Hoeting. Restricted spatial regression in practice: geostatistical models, confounding, and robustness under model misspecification. Environmetrics, 26(4):243–254, February 2015. doi: 10.1002/env.2331. URL <https://doi.org/10.1002/env.2331>.
- Heping He and Thomas A. Severini. A flexible approach to inference in semiparametric regression models with correlated errors using Gaussian processes. Computational Statistics & Data Analysis, 103:316–329, November 2016. doi: 10.1016/j.csda.2016.05.010. URL <https://doi.org/10.1016/j.csda.2016.05.010>.
- James S. Hodges and Brian J. Reich. Adding Spatially-Correlated Errors Can Mess Up the Fixed Effect You Love. The American Statistician, 64(4):325–334, 2010. doi: 10.1198/tast.2010.10052. URL <https://doi.org/10.1198/tast.2010.10052>.
- John Hughes and Murali Haran. Dimension reduction and alleviation of confounding for spatial generalized linear mixed models. Journal of the Royal Statistical Society: Series B (Statistical Methodology), 75(1): 139–159, 2013.
- Kori Khan and Candace Berrett. Re-thinking Spatial Confounding in Spatial Linear Mixed Models. arXiv preprint arXiv:2301.05743, 2023. doi: 10.48550/ARXIV.2301.05743. URL <https://arxiv.org/abs/2301.05743>.
- Kori Khan and Catherine A Calder. Restricted spatial regression methods: Implications for inference. Journal of the American Statistical Association, 117(537):482–494, 2022.
- Isa Marques, Thomas Kneib, and Nadja Klein. Mitigating spatial confounding by explicitly correlating gaussian random fields. Environmetrics, 33(5):e2727, 2022. doi: <https://doi.org/10.1002/env.2727>. URL <https://onlinelibrary.wiley.com/doi/abs/10.1002/env.2727>.
- Charles A Micchelli, Yuesheng Xu, and Haizhang Zhang. Universal kernels. Journal of Machine Learning Research, 7(12), 2006.
- Christopher J. Paciorek. The Importance of Scale for Spatial-Confounding Bias and Precision of Spatial Regression Estimators. Statistical Science, 25(1):107 – 125, 2010. doi: 10.1214/10-STS326. URL <https://doi.org/10.1214/10-STS326>.

- Garritt L. Page, Yajun Liu, Zhuoqiong He, and Donchu Sun. Estimation and Prediction in the Presence of Spatial Confounding for Spatial Linear Models. Scandinavian Journal of Statistics, 44(3):780–797, April 2017. doi: 10.1111/sjos.12275. URL <https://doi.org/10.1111/sjos.12275>.
- Georgia Papadogeorgou, Christine Choirat, and Corwin M Zigler. Adjusting for unmeasured spatial confounding with distance adjusted propensity score matching. Biostatistics, 20(2):256–272, January 2018. ISSN 1465-4644. doi: 10.1093/biostatistics/kxx074. URL <https://doi.org/10.1093/biostatistics/kxx074>.
- Marcos Oliveira Prates, Renato Martins Assunção, and Erica Castilho Rodrigues. Alleviating Spatial Confounding for Areal Data Problems by Displacing the Geographical Centroids. Bayesian Analysis, 14(2): 623 – 647, 2019. doi: 10.1214/18-BA1123. URL <https://doi.org/10.1214/18-BA1123>.
- Carl Edward Rasmussen and Christopher K I Williams. Gaussian processes for machine learning. Adaptive Computation and Machine Learning series. MIT Press, London, England, November 2005.
- Brian J Reich, James S Hodges, and Vesna Zadnik. Effects of residual smoothing on the posterior of the fixed effects in disease-mapping models. Biometrics, 62(4):1197–1206, 2006.
- John Rice. Convergence rates for partially splined models. Statistics & Probability Letters, 4(4):203–208, 1986. ISSN 0167-7152. doi: [https://doi.org/10.1016/0167-7152\(86\)90067-2](https://doi.org/10.1016/0167-7152(86)90067-2). URL <https://www.sciencedirect.com/science/article/pii/0167715286900672>.
- Arkajyoti Saha and Abhirup Datta. BRISC: Fast Inference for Large Spatial Datasets using BRISC, 2018a. URL <https://CRAN.R-project.org/package=BRISC>. R package version 0.1.0.
- Arkajyoti Saha and Abhirup Datta. BRISC: Bootstrap for rapid inference on spatial covariances. Stat, 7(1): e184, 2018b.
- Patrick M. Schnell and Georgia Papadogeorgou. Mitigating unobserved spatial confounding when estimating the effect of supermarket access on cardiovascular disease deaths. The Annals of Applied Statistics, 14(4):2069 – 2095, 2020. doi: 10.1214/20-AOAS1377. URL <https://doi.org/10.1214/20-AOAS1377>.
- Ingo Steinwart and Andreas Christmann. Support Vector Machines. Springer Science & Business Media, 2008.

- Hauke Thaden and Thomas Kneib. Structural Equation Models for Dealing With Spatial Confounding. The American Statistician, 72(3):239–252, March 2018. doi: 10.1080/00031305.2017.1305290. URL <https://doi.org/10.1080/00031305.2017.1305290>.
- Aad Van Der Vaart and Harry Van Zanten. Information Rates of Nonparametric Gaussian Process Methods. Journal of Machine Learning Research, 12(6), 2011.
- J. Wakefield. Disease mapping and spatial regression with count data. Biostatistics, 8(2):158–183, June 2006. doi: 10.1093/biostatistics/kxl008. URL <https://doi.org/10.1093/biostatistics/kxl008>.
- Simon Wood. Package ‘mgcv’. R package version, 1(29):729, 2015.
- Yun Yang, Guang Cheng, and David B. Dunson. Semiparametric Bernstein-von Mises Theorem: Second Order Studies. arXiv preprint arXiv:1503.04493, 2015. URL <https://arxiv.org/abs/1503.04493>.
- Jun Yuan and Gangsong Leng. A generalization of the matrix form of the Brunn-Minkowski inequality. Journal of the Australian Mathematical Society, 83(1):125–134, 2007.
- Dale L Zimmerman and Jay M Ver Hoef. On deconfounding spatial confounding in linear models. The American Statistician, 76(2):159–167, 2022.