

# Economic Recommender Systems – A Systematic Review

Alvise De Biasio<sup>a,b</sup>, Nicolò Navarin<sup>a</sup>, Dietmar Jannach<sup>c,\*</sup>

<sup>a</sup>*Department of Mathematics, University of Padova, Via Trieste 63, Padova, 35131 PD, Italy*

<sup>b</sup>*R&D Department, estilos srl, Via Ca' Marcello 67/D, Venezia, 30172 VE, Italy*

<sup>c</sup>*Department of AI & Cybersecurity, University of Klagenfurt, Universitätsstraße 65–67, 9020 Klagenfurt, Austria*

---

## Abstract

Many of today's online services provide personalized recommendations to their users. Such recommendations are typically designed to serve certain user needs, e.g., to quickly find relevant content in situations of information overload. Correspondingly, the academic literature in the field largely focuses on the value of recommender systems for the end user. In this context, one underlying assumption is that the improved service that is achieved through the recommendations will in turn positively impact the organization's goals, e.g., in the form of higher customer retention or loyalty. However, in reality, recommender systems can be used to target organizational economic goals *more directly* by incorporating monetary considerations such as price awareness and profitability aspects into the underlying recommendation models. In this work, we survey the existing literature on what we call *Economic Recommender Systems* based on a systematic review approach that helped us identify 133 relevant papers. We first categorize existing works along different dimensions and then review the most important technical approaches from the literature. Furthermore, we discuss common methodologies to evaluate such systems and finally outline the limitations of today's research and future directions.

*Keywords:* Recommendations, Business Value, Price and Profit, Multistakeholder, Survey

---

## 1. Introduction

*Recommender Systems (RSs)* [147] have become an integral part of many modern online services, for example, on Amazon, Netflix, YouTube, or Spotify. Typically, the recommendations provided by the system are designed to serve certain user needs. On the mentioned e-commerce and media streaming sites, for example, these systems support users in navigating large information spaces, thereby helping them discover relevant content that they were previously not aware of.

The academic literature on recommender systems has traditionally focused on the different types of value that such systems create for *users*, in particular by proposing increasingly sophisticated machine learning models to predict which items are relevant for them in a given situation. An underlying assumption of this user-centric perspective is that by creating value for consumers through personalized recommendations, providers expect certain benefits for the organization as well, for example, through increased customer engagement, loyalty, and retention [76, 92, 106, 127].

Only during the last few years, researchers increasingly emphasize the fact that in practical applications of recommender systems, the interests of multiple stakeholders have to be *explicitly* taken into account. Correspondingly,

the underlying systems have to be designed to create value both for consumers, recommendation providers, and maybe even further stakeholders [1, 140, 146].

In practice, the business value a recommender system creates for providers is measured through various *key performance indicators (KPIs)*, see [70, 144]. Besides the mentioned indirect effects of recommendations on customer engagement and retention, organizations rely on various forms of conversion rates to gauge the effectiveness of a system. In many cases, firms directly assess the impact of recommendations by analyzing the effects on sales numbers.

Therefore, it becomes desirable for companies to incorporate relevant knowledge into the underlying algorithms so that the resulting recommendations can drive these KPIs more directly in the desired direction. One important domain-independent approach in this context is to consider purchase-related information in the recommendation models, in particular regarding the profit that results from individual purchase transactions, see [141]. Moreover, such algorithms may implement several other theories and mechanisms from the economics and marketing literature, considering, for example, the role of promotions and discounts, price sensitivity, or consumer utility.

These approaches, which we call *Economic Recommender Systems (ECRSs)*, are highly relevant in practice. Unfortunately, the literature on this topic is largely scattered. With this paper, we provide a systematic review of the field, which should serve researchers and practitioners alike as a starting point to understand the state-of-the-art in

---

\*Corresponding author

*Email addresses:* [alvise.debiasio@phd.unipd.it](mailto:alvise.debiasio@phd.unipd.it) (Alvise De Biasio), [nnavarin@math.unipd.it](mailto:nnavarin@math.unipd.it) (Nicolò Navarin), [dietmar.jannach@aau.at](mailto:dietmar.jannach@aau.at) (Dietmar Jannach)

the area. Our systematic literature search surfaced more than one hundred relevant papers, which we categorize into five main dimensions of analysis, see Section 3. In the main part of the survey, Section 4, we then discuss existing ECRSs technical approaches. Afterward, we analyze existing methodologies to evaluate such systems in Section 5. The paper ends with a discussion of open challenges.

## 2. Background and Related Work

In this section, we first provide more background on the business value of recommendations. We then characterize the concept of economic recommender systems in more depth. Finally we discuss the relationships of ECRSs to neighboring topics in recommender systems research.

### 2.1. Business Value of Recommender Systems

Recommender systems, as mentioned above, are often designed to serve both user [40, 55, 124, 136, 234] and organizational purposes [44, 107, 140, 192]. Regarding the organizational purposes, there are various ways in which an RS can generate value for a business [9, 18, 19, 33, 106, 231], considering economics and marketing aspects [118, 168, 206, 224, 245].

In the literature, a number of general categories were identified to characterize how RSs may create business value and how the business value can be measured [70, 144]. The typical measures and corresponding KPIs include [144]:

- The number of *user clicks* on the recommendations, often measured by the *click-through rate (CTR)*;
- The degree of *user adoption* of the system, often measured by the *conversion rate (CVR)*;
- The overall *revenue* generated from the *sales* of the firm’s products and services;
- The possible effects on the *sales distribution* of the items sold, e.g., shifting toward more profitable items;
- The overall degree of *user engagement* with the platform, as indicator of *customer satisfaction*.

Depending on the business industry (e.g., retail, entertainment, manufacturing) or the revenue model (e.g., transaction-based, advertising, subscription) [54, 123, 126, 174, 197, 221, 227] the company may want to optimize certain business values rather than others. For example, in the case where the revenue model is primarily transaction-based (e.g., Walmart), since there is a direct link between purchases and revenue, the company might be interested in shifting the customer behavior towards the purchase of the more profitable items [210]. In contrast, in case the organization’s revenue model is based on ads (e.g., YouTube), the company may be interested in increasing the number of clicks [69] as this is directly related to the consumption of ads that providers pay to see their brand advertised. Finally, a company might also be interested in optimizing user

engagement [106] in the case of subscription-based models (e.g., Netflix) as this positively correlates with retention.

### 2.2. Economic Recommender Systems

While there are various ways in which an RS can create value for users and providers, and while there are several KPIs that firms might seek to optimize, ultimately, the provision of a recommendation service almost always serves some economic goal of the organization such as profit and growth. However, we note that some forms of value creation are more directly targeting profitability aspects than others. An increase in revenue through recommendations or a shift in the sales distribution toward the most lucrative items is almost directly reflected in a profit improvement [52, 130, 216]. On the other hand, a growth in user engagement, as in the case of Netflix [106], with more customers joining and fewer leaving, is sometimes only indirectly reflected in higher long-term profits for the organization.

In this survey, we focus on the first type of the described recommendation approaches, i.e., those that target economic effects in a more direct way. Typical examples in this context are: RSs that consider company profit and customer relevance in a balanced way [43, 52, 62, 162, 201]; systems that leverage discounts and pricing algorithms to trigger purchases [5, 145, 149, 151, 289]; or methods that consider customers’ price sensitivity to recommend items more in line with their price preferences [51, 97, 283, 294, 295]. We call such systems economic recommender systems, and we informally characterize them as follows:

*An Economic Recommender System (ECRS) is an RS that exploits price and profit information and related concepts from marketing and economics to directly optimize an organization’s profitability.*

Later in this work (Section 3), we identify five key approaches from the literature to build ECRSs, which we divide into customer and organization-oriented ones, depending on the focus of the underlying algorithms. Customer-oriented approaches in the literature, for instance, integrate purchasing behavior mechanisms (e.g., price sensitivity) into the models to generate more relevant recommendations that will automatically lead to more profit. Organization-oriented ones, on the other hand, apply particular organizational strategies (e.g., profit awareness, promotional pricing) to optimize profit.

Since most recommender systems may at least indirectly target some profit-related or growth-related goal, the boundaries between an economic RS and a “traditional” one may sometimes appear blurry. However, a clear distinction can often be made depending on the underlying revenue model [54, 126, 227]. For example, click-through rate maximization may be seen as an indirect method for profit optimization in case it is only about increasing site interactions [115, 267]. However, it may also be considered as an ECRS method in case there is some revenue associated with each click event (e.g., commissions suppliers pay

to marketplaces for each generated impression), as in the case of an advertising revenue model [189, 244, 288].

Concluding our characterization of ECRSs, it is important to note that considering certain types of economic information to an inappropriate extent may also lead to *unintended negative effects* and *behavioral harms* of recommendations [8, 79, 121]. Specifically, it is vital to ensure that an ECRS does not negatively impact the user’s trust [178] in the organization [29, 101, 130, 210]. Indeed, trust is one of the most important factors driving adoption [34, 161] and purchase intention [205, 214]. Recommendations that are irrelevant [48, 202, 255, 281], manipulative [6, 8, 65, 111, 171, 247, 269], or poorly explainable [64, 262, 280] because they are too biased towards the profitable items [263] can harm trust, leading customers to reactance [86, 274] or churning.

Besides trust, there are also other possible harms that may emerge in case the recommendation strategy is oriented too strongly toward profit. While algorithms are often designed to improve sales diversity [10, 170] or to stimulate the sales or consumption of niche items [194, 275], they in practice might sometimes nudge users to buy the most popular ones [87–89, 129, 172, 173]. Such effects may in turn have profit implications considering that popular items sometimes have lower margins [93]. Finally, competition effects [102, 175, 299] may also be important to consider, since rewarding higher-margin items could push sellers to increase prices [298], thus impacting customers’ willingness-to-pay [7], and market demand [20, 282].

### 2.3. Related Areas in RSs Research

Economic recommender systems are related to other important research areas, including the following:

- *Multi-Stakeholder Recommender Systems* [1, 2]: where the system is designed to meet the interests of multiple stakeholders (e.g., consumers, providers, suppliers);
- *Multi-Objective Recommender Systems* [15, 297]: where the system is designed to optimize several objectives simultaneously (e.g., accuracy, diversity);
- *Fair Recommender Systems* [71, 215, 219, 276, 277]: where the system is designed to avoid possible discrimination against certain user or item groups.

The relationships between ECRSs and these other areas can be characterized as follows. Regarding multi-stakeholder RSs, we note that probably any ECRS in practice does not *exclusively* focus on provider profitability but considers the interests of other stakeholders—in e-commerce, in particular, those of consumers or suppliers as well [43, 52]. Such multi-stakeholder considerations mean that ECRSs in practice are *multi-objective* RSs that consider different competing objectives, e.g., profitability vs. consumer value [62, 101] or short-term vs. long-term profits. However, not every multi-stakeholder RS necessarily is an economic one, e.g., considering that an RS

may also be designed to recommend users to other users (e.g., on dating platforms). Likewise, a multi-objective RS could also optimize non-economic goals, e.g., popularity, which may in turn have a direct inverse relationship with profitability under certain circumstances [93]. Finally, in terms of fairness, when building an ECRS there is always the possibility that by designing a system too biased [49] toward profitable items [52, 200], the organization might risk being perceived as unfair by consumers. However, there are various other application areas of fair recommender systems, which are not related to economic aspects or firm profitability, e.g., when the recommender system is designed to avoid discrimination of underrepresented groups in the recommendations.

Various surveys have been published in the mentioned areas of multi-stakeholder [1, 2] and multi-objective [15, 297] RSs, and on related topics such as fairness [215, 219, 276, 277], diversity [170], trust [77], and explainability [246, 285]. We refer the readers to these important works for in-depth coverage of the respective topics. The present survey has certain affinities with previous reviews on value-aware [70] and price- and profit-aware [141] RSs. It however differs from these previous works in various ways. First, our study is the first systematic review of economic recommender systems based on PRISMA guidelines [209]. Moreover, existing value-aware RSs research [70] investigated how to generically optimize business value through RSs, whereas our research on ECRSs is focused on direct optimization of profitability. In addition, the present research also embraces customer-oriented approaches (e.g., price-sensitive recommendations). Previous work on price- and profit-aware RSs [141] also focused on profitability optimization. However, this earlier research did not cover a number of important approaches that were identified in this survey (e.g., economic utility modeling methods). Finally, our present review also discusses methodological questions (e.g., performance evaluation methods) that were not addressed in previous works.

## 3. Methodology

The present study follows a systematic review process based on *Preferred Reporting Items for Systematic Reviews and Meta-Analyses (PRISMA)* [209] guidelines. The PRISMA article selection process is recognized throughout the scientific community as a rigorous and reliable methodology. The process aims to identify, evaluate, and interpret all available research relevant to a particular research question, topic area, or phenomenon of interest while ensuring high reproducibility of results. In the following, we report: the dimensions of analysis considered in the study, the underlying research questions, the eligibility criteria for article inclusion, the search queries used, the overall article analysis and selection process, and the possible limitations of the survey.

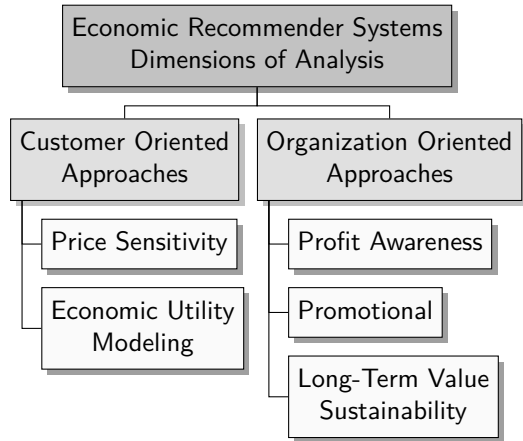


Figure 1: Economic recommender systems dimensions of analysis.

### 3.1. Decomposing Economic Recommender Systems into Different Dimensions of Analysis

Economic recommender systems can be characterized by several interrelated topics. To identify relevant articles, we therefore followed an inductive process starting from two related surveys [70, 141], decomposing ECRSs into different *dimensions of analysis* (DAs). As Figure 1 shows, we identified five types of approaches that can be divided into customer and organization-oriented ones, depending on their main focus. Customer-oriented approaches aim to integrate RSs models with purchasing behavior mechanisms to generate more relevant recommendations that could in turn lead to more value for the firm. Instead, organization-oriented ones make use of specific organizational strategies to directly or indirectly optimize business KPIs. Below, we explain the rationale behind each of them.

- **DA1: Price Sensitivity** approaches aim to explicitly consider customers' price preferences in the recommendation process. In fact, price is one of the variables that most strongly influence customers' buying behavior [16, 179]. For example, customers are often willing to pay more for certain types of items based on presumed greater utility, better aesthetics, brand prestige, supplier reliability, or a combination of various factors [145]. By considering customers' price sensitivity in the algorithms [141], more accurate and relevant recommendations could directly increase the probability of purchase and thus lead to higher sales revenue for the organization.
- **DA2: Economic Utility Modeling** approaches aim to explicitly consider the utility of recommendations for the customer in accordance with an economic perspective. There are many utilitarian dynamics [233] related to the particular type of purchased products [99, 258]. For example, if a customer has just purchased a computer or a smartphone, it is very likely that he or she will not purchase the same or a similar product again within a short time. Conversely, there are other products, such as dog food or diapers, for

which he or she is very likely to continue buying repeatedly for an extended period of time. Generating more relevant recommendations by considering the customer's utilitarian behavior could increase conversion rates and generate more profits for the firm.

- **DA3: Profit Awareness** approaches aim to directly incorporate profit information into the recommendation models. In fact, profit (i.e., sales revenue minus costs) is one of the most important business KPIs for a successful enterprise [243]. Depending on the particular level of this indicator, a company may or may not invest in research and development to grow the business, attract investors to finance its operations, obtain possible financing from banks, and many other issues of strategic interest to entrepreneurs and managers [100]. Overall, generating more profitable recommendations by explicitly considering profit information could directly optimize the organization's economic goals.
- **DA4: Promotional** approaches generate recommendations while strategically setting the prices of certain products or focusing the customer's attention on certain brands or promotions. For example, the company can offer certain products at a discounted price (individually or in bundles) to incentivize impulsive buying behaviors [104, 199]. Similarly, the firm can make customers aware of certain products that they would be unlikely to discover on their own and indirectly trigger a possible purchase in the future [165]. Both approaches can be integrated into the recommendation process to optimize profit.
- **DA5: Long-Term Value Sustainability** approaches aim to generate recommendations considering a long-term economic perspective. In fact, long-term sustainable business growth is one of the most important aspects for a company [186, 190, 222]. For example, a company may be interested in making customers progressively purchase more and more products and services over time to increase their customer lifetime value. Generating recommendations by considering such long-term economic goals of the company thus has the potential to stimulate business growth in a sustainable way over time.

### 3.2. Research Questions

Having identified these dimensions of analysis, the goal of our work is to review the state-of-the-art of current ECRSs research. More specifically, the present survey aims to answer the following *research questions* (RQs):

- **RQ1:** What technical approaches are used to build ECRSs?
- **RQ2:** What evaluation methods are used to assess the performance of an ECRS?

ID	Dimension	Search Query	Scopus	IEEE	Springer	ACM	Total
DA1	Price Sensitivity	((“recommender system”) AND (“price preference” OR “price sensitivity” OR “price elasticity” OR “willingness to pay” OR “price-aware”))	670	2	469	57	<b>1198</b>
DA2	Economic Utility Modeling	((“recommender system”) AND (“economic”) AND (“utility theory”))	104	0	188	17	<b>309</b>
DA3	Profit Awareness	((“recommender system”) AND (“multi-stakeholder” OR “profit-aware” OR “value-aware”))	351	5	290	63	<b>709</b>
DA4	Promotional	((“recommender system”) AND (“dynamic pricing” OR “price personalization” OR “product bundling”))	483	0	423	29	<b>935</b>
DA5	Long-Term Value Sustainability	((“recommender system”) AND (“customer lifetime value” OR “RFM” OR “cumulative profit” OR “long-term value”))	619	4	450	35	<b>1108</b>

Table 1: Search queries and results divided by online database of the different dimensions of analysis on which this article focuses. Queries were run on *May 12, 2023* looking for all documents published since *January 1, 2000*.

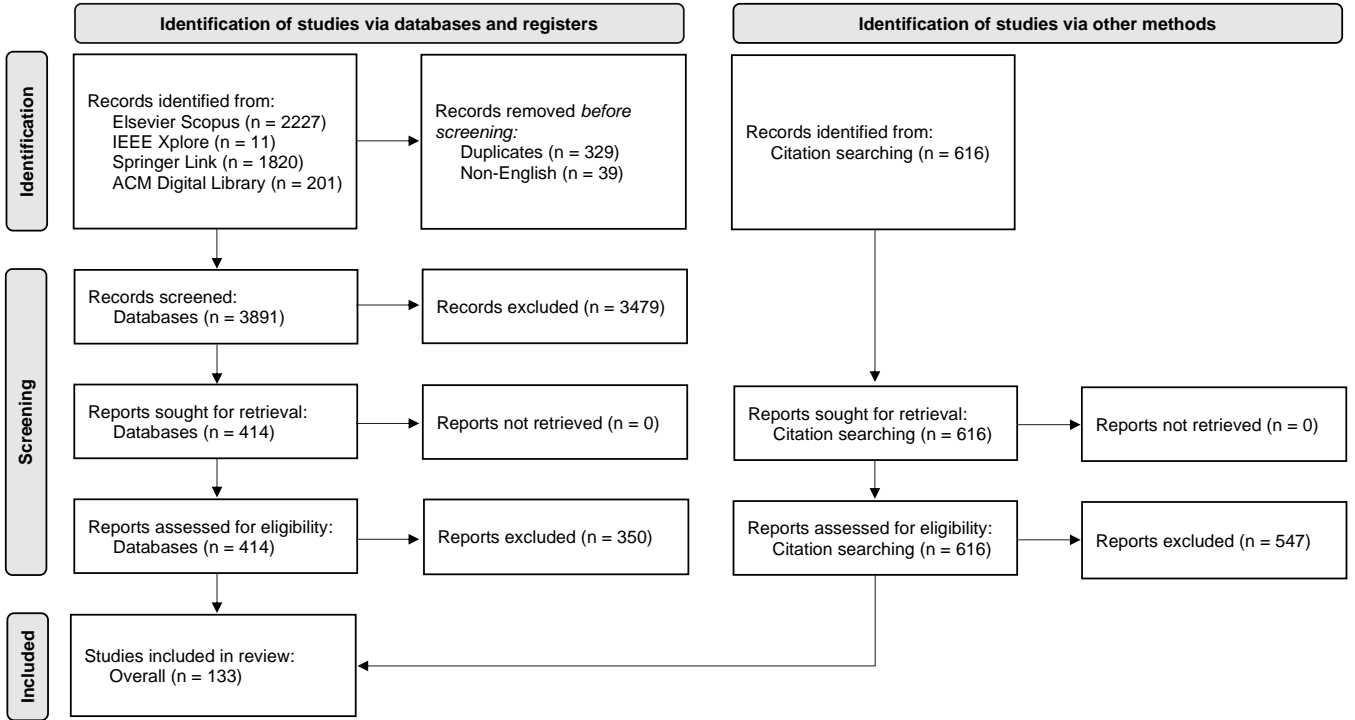


Figure 2: PRISMA flow diagram.

- **RQ3:** What are the main challenges and future research directions in the area of ECRSs?

### 3.3. Search Queries

As mandated by the PRISMA guidelines, our survey aims to answer previous RQs by systematically querying online libraries. In particular, we queried Elsevier Scopus, IEEE Xplore, Springer Link, and ACM Digital Library to identify relevant articles. We created a *search query* for each of the previous DAs by analyzing the most recurring key terms identified in a series of specialized articles extracted from the literature of two related surveys [70, 141]. In Table 1, we report the used search queries and the number of identified documents.

### 3.4. Eligibility Criteria

To be included in the review, articles must pass a rigorous analysis process. Specifically, articles must meet the

following *eligibility criteria (EC)*:

- **EC1:** Articles must focus on research questions related to one of the dimension of analysis of ECRSs.
- **EC2:** Articles must explicitly mention the business KPIs included in the search queries.
- **EC3:** Articles must be unique, written in English, and the full content must be accessible to the authors.
- **EC4:** Articles must be peer-reviewed by either scientific journals or conferences.
- **EC5:** Graduate theses and doctoral dissertations are not included.

### 3.5. Article Selection Process

As shown in the PRISMA flow diagram in Figure 2, we followed a multi-stage process to identify all the relevant

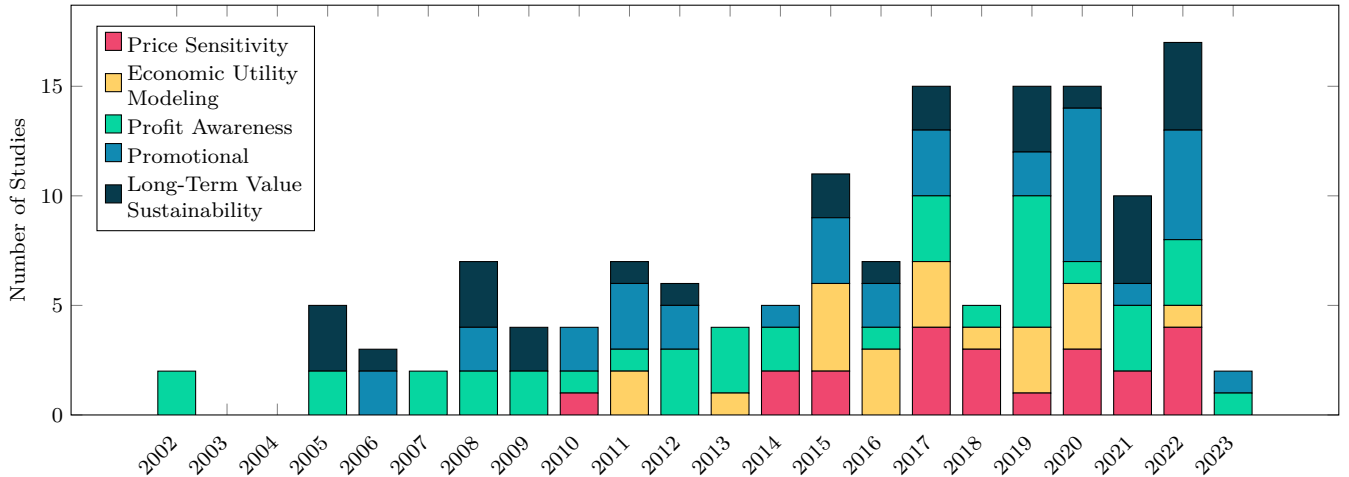


Figure 3: Distribution of surveyed papers per year divided by dimension of analysis.

resources included in this review. In the first identification phase 2227 articles from Elsevier Scopus, 11 articles from IEEE Xplore, 1820 articles from Springer Link, and 201 articles from ACM Digital Library were identified for subsequent analyses. In this phase, 329 duplicated records and 39 non-English articles were identified and removed. In the second screening phase, the titles and abstracts of the remaining 3891 articles were analyzed, and 3479 records were removed because the covered topics were not relevant to the present review. In this phase, 414 articles were then sought for retrieval and assessed for eligibility, excluding 350 articles after full text reading. From this subset of 64 eligible articles, an additional 616 articles were identified by searching for references in their bibliographies. These articles were then assessed for eligibility, removing 547 records after reading the full text. At the end of this overall process, 133 studies were included in the review. In Figure 3, we show some statistics of the references obtained at the end of the analysis process by reporting the distribution by year of surveyed papers divided by subdimension of analysis. As can be seen from the figure, there is a growing interest in the literature for all ECRSs dimensions.

### 3.6. Study Limitations

The possible study limitations (SL) are the following:

- **SL1:** Articles were primarily selected from Elsevier Scopus, IEEE Xplore, Springer Link, ACM Digital Library, and from reference searches in the bibliographies of articles that passed the screening stage. Additional online libraries may be considered in future research.
- **SL2:** The study does not cover preprints, non-English articles, non-accessible articles, graduate theses, doctoral dissertations, industry products, and demos.
- **SL3:** Other dimensions of analysis of ECRSs beyond those identified in Section 3.1 are left for possible future extensions of this work.

## 4. Technical Approaches

In this section, we discuss the underlying algorithmic approaches to each of the ECRSs dimensions of analysis introduced in Section 3.1, i.e., price sensitivity, profit awareness, promotional, long-term value sustainability, and economic utility modeling.

In Table 2 we report the studies identified by the present survey that propose technical approaches, categorized by dimension of analysis and algorithmic method. The approaches can be divided into in- and post-processing<sup>1</sup> methods, depending on the time the economic value optimization occurs. In-processing approaches aim to incorporate economic aspects directly into the models, either by extending the objective function of known algorithms (e.g., by introducing new variables or regularizers) or by developing entirely new algorithms. The underlying algorithms may be based, for example, on supervised or reinforcement learning paradigms. Post-processing approaches, on the other hand, can be mounted on top of any recommender and aim to transform the recommendations generated from the baselines by applying specific heuristic economic criteria. These may incorporate the economic value by simply re-ranking the output of the original algorithm or by exploiting also additional learning models.

Analyzing the distribution of the studies in Table 2, we can make some observations. In particular, it can be noted that there are several relevant works for all the dimensions of analysis. In addition, in-processing and post-processing methods are equally used across all dimensions. This implies that the research field is broad and that there are various important lines of active research. Overall, given that there is a substantial number of works in each dimension of analysis, we are confident that our categorization scheme properly reflects the various types of activities in this research area.

<sup>1</sup>Pre-processing methods may also exist in industry, e.g., when a recommendation provider wants to rule out certain unprofitable items. Our literature search, however, did not surface such approaches.

Algorithmic Approach	Price Sensitivity	Economic Utility Modeling	Profit Awareness	Promotional	Long-Term Value Sustainability
In-Processing	[50, 51, 57, 97, 109, 110, 191, 230, 253, 254, 265, 283, 294, 295]	[73, 99, 191, 254, 258, 270, 286, 287, 290]	[13, 41, 43, 58, 62, 78, 108, 134, 177, 180, 187, 201, 218, 220, 259–261, 266]	[12, 23, 27, 46, 47, 74, 94–96, 103, 154, 166, 167, 183, 193, 230, 239, 254, 268]	[115, 122, 138, 139, 148, 153, 216, 244, 267, 278, 279, 292, 303]
Post-Processing	[25, 45, 114, 145, 162, 238, 252, 272]	[4, 67, 223, 272, 289, 293, 296]	[24, 52, 68, 101, 133, 162, 184, 185, 188, 189, 200, 224, 235, 256, 257, 272, 288]	[5, 25, 26, 31, 72, 82, 116, 145, 149–151, 158, 235, 289, 301]	[29, 130, 131, 210]

Table 2: ECRSSs studies divided by dimension of analysis and algorithmic approach.

Notation	Definition
$u$	user
$i$	item
$p_i$	item’s price
$c_i$	item’s cost
$v_i = p_i - c_i$	item’s profit
$m$	number of overall users
$n$	number of overall items
$k$	number of items to recommend
$\mathcal{U} = \{u_1, \dots, u_m\}$	set of users
$\mathcal{I} = \{i_1, \dots, i_n\}$	set of items
$\mathbf{X} \in \{0, 1\}^{m \times n}$	user-item interaction matrix
$x_{u,i} \in \{0, 1\}$	user-item feedback
$\Theta$	set of model parameters
$\hat{\mathbf{X}}(\Theta)$	scoring function
$\hat{x}_{u,i}(\Theta) \in [0, 1]$	user-item predicted interest
$\mathcal{Y}_{u,k}$	recommendations list
$\mathcal{T}(\mathcal{Y}_{u,k})$	utility function
$\rho_{u,i}$	user-item interaction utility

Table 3: Main notation.

*Notation.* In the following, we introduce the main notation used in the paper, see Table 3. Formally, the vast majority of the approaches we discuss in this survey refer to the *top- $k$  recommendation problem* [225], i.e., the problem of determining the best  $k$  items to recommend to each user. All algorithms designed to address this particular problem consider a set  $\mathcal{U} = \{u_1, \dots, u_m\}$  of  $m$  users, a set  $\mathcal{I} = \{i_1, \dots, i_n\}$  of  $n$  items, and a user-item interaction matrix  $\mathbf{X}$ , where each entry  $x_{u,i}$  represents the feedback from a user  $u$  towards an item  $i$ . With very few exceptions, the feedback considered is almost always implicit (i.e.,  $x_{u,i} \in \{0, 1\}$ ). This indicates a positive or missing interaction, depending if the user interacted with the item or not (e.g., purchased it). Generally, it is assumed that purchased items are those that are relevant (and maybe satisfactory) for consumers.

Algorithms are often designed [225] to learn a *scoring function*  $\hat{\mathbf{X}}(\Theta) : \mathbf{X} \rightarrow \{\hat{x}(\Theta) \in \mathbb{R} : 0 \leq \hat{x}(\Theta) \leq 1\}^{m \times n}$  to predict the missing entries of  $\mathbf{X}$ . The scoring function is parameterized by a set  $\Theta \in \mathbb{R}^o$  of model parameters<sup>2</sup> - where  $o$  is the number of parameters. Hence,  $\hat{x}_{u,i}(\Theta)$  represents the expected interest of the user toward an item he or she has never interacted with.

In the general top- $k$  recommendation problem [9], an

ordered list  $\mathcal{Y}_{u,k}$  of  $k$  items to be recommended to each user  $u$  is determined optimizing a specific *utility function*  $\mathcal{T}(\mathcal{Y}_{u,k}) : \mathcal{Y}_{u,k} \rightarrow \mathbb{R}$ . More formally:

$$\operatorname{argmax}_{\mathcal{Y}_{u,k}} \mathcal{T}(\mathcal{Y}_{u,k}) \quad (1)$$

The utility function can be implemented in arbitrary ways (e.g., including relevance, profitability, and other aspects).

Given  $\rho_{u,i}$  as the utility of the user-item interaction, the vast majority of the studies in the RSs literature operationalize the utility function as:

$$\mathcal{T}(\mathcal{Y}_{u,k}) = \sum_{i \in \mathcal{Y}_{u,k}} \rho_{u,i} \quad (2)$$

optimizing directly:

$$\operatorname{argmax}_{\mathcal{Y}_{u,k}} \sum_{i \in \mathcal{Y}_{u,k}} \hat{x}_{u,i}(\Theta) \quad (3)$$

and thus considering the utility of the potential interaction as the expected interest, i.e.,  $\rho_{u,i} = \hat{x}_{u,i}(\Theta)$ .

However, although this user-focused utilitarian conception is currently the most widely used one in the literature, a recommendation provider may have different goals. In the context of ECRSSs, instead, the utility functions may be operationalized considering the item’s price  $p_i$ , and profit  $v_i = p_i - c_i$ , where  $c_i$  is the item’s cost. For example, algorithms belonging to the profit-aware subdomain that we discuss in Section 4.3 are often developed to find the most profitable, yet relevant, items for the company, and these may clearly differ from the *most* relevant ones.

#### 4.1. Price-Sensitivity Methods

Price is one of the variables that most influence customers’ buying behavior [16, 179]. Accordingly, many studies in the literature [51, 97, 109, 162, 294] propose algorithms to explicitly consider customers’ price sensitivity, as more accurate and relevant recommendations (i.e., in terms of being in the right price range) could directly increase the probability of purchase and thus lead to higher sales revenue for the organization. Below, we give some insights on how these methods work by discussing a set of selected articles.

<sup>2</sup>For some algorithms, such as User-Based Collaborative Filtering based on Nearest-Neighbor techniques [204], we assume  $\Theta = \emptyset$  since there are no model parameters.

#### 4.1.1. In-Processing Price-Sensitivity Methods

Most of the approaches used to generate price-sensitive recommendations are based on in-processing algorithms. The main characteristic of these algorithms is that price sensitivity is incorporated directly into the model.

In particular, this methodology proved particularly flexible to be applied to the well-known *Matrix Factorization (MF)* [163, 164] model. The original model estimates the expected interest of the user toward a given item via the dot product of latent factor vectors. These are traditionally learned through a dimensionality reduction algorithm applied to the user-item interaction matrix. Considering price-sensitive methodologies based on MF, for example, one paper [97] proposes to incorporate cost factors<sup>3</sup> into the model’s objective function to generate more accurate travel tour recommendations. The experiments reported by the authors indicate that explicitly incorporating cost factors improves the overall accuracy of the recommendations when compared with a plain MF model. Also, extending MF, other papers in the literature [50, 51] propose incorporating customers’ price preferences explicitly into the objective function through the use of particular regularizers. However, whereas previously the purpose was to enhance the overall performance of the system, here the study is about the use of price preferences to make recommendations in product categories that the user has never explored (*transfer learning*). In particular, according to the authors, generating recommendations for customers’ unexplored product categories can cause significant performance drops (-40%) if traditional algorithms are used, since the learned product user preferences are difficult to transfer from one category to another. Instead, explicitly incorporating customers’ price preferences into the objective function can help to significantly improve (+43%) performance on unexplored categories compared to state-of-the-art baselines.

Other studies in the literature [109, 110] propose incorporating customers’ price preferences within existing *context-aware* recommendation algorithms [169]. According to an experimental study with real customers in the food & beverage field [110], explicitly incorporating discount sensitivity into the algorithms can help to significantly improve performance in a coupon recommendation task when compared to the CAMF method [28], i.e., a context-aware variant of matrix factorization. Specifically, in the domain of location-based deals, the analysis shows that the most important feature for predicting purchase probability is the discount-to-distance ratio: the higher the discount offered by the store, the more likely the customer is to travel longer distances to obtain it. However, as is well known in the literature, context variables often depend on the considered business domain. In particular, eBay.com has some unique characteristics [109]. In this multi-seller platform, the same

<sup>3</sup>Note that here we respect the original paper’s terminology by referring to the cost, but actually the cost for the user is simply the item’s price.

Ref	Re-Ranking Method
[238]	$\operatorname{argmax}_{\mathcal{Y}_{u,k}} \sum_{i \in \mathcal{Y}_{u,k}} \hat{x}_{u,i}(\Theta) \cdot s_{u,i}(\Phi) \quad (4)$
[252]*	$\operatorname{argmax}_{\mathcal{Y}_{u,k}} \sum_{i \in \mathcal{Y}_{u,k}} w_1(\Psi) \cdot \hat{x}_{u,i}(\Theta) + w_2(\Psi) \cdot s_{u,i}(\Phi) \quad (5)$
[162]	$\operatorname{argmax}_{\mathcal{Y}_{u,k}} \sum_{i \in \mathcal{Y}_{u,k}} \hat{x}_{u,i}(\Theta) \cdot \left( \left( 1 + \log_{10} \left( 0.1 + \frac{0.9 \cdot p_i}{c_i} \right) \right)^\beta + \left( 1 + \log_{10} \left( 0.1 + \frac{0.9 \cdot p_i}{\bar{p}^u} \right) \right)^\gamma \right) \quad (6)$

Table 4: Price-sensitive re-ranking methods. \*The formula captures the main essence of the described approaches.

products are offered at various prices simultaneously by various sellers with different reputation scores. According to a study [109], in this business domain, incorporating customers’ *willingness-to-pay (WTP)*, discounting, and seller reputation features into a context-aware recommender can help to significantly improve the accuracy of predictions, with an 84% improvement over MF models.

In addition, recent studies [283, 294, 295] propose incorporating customers’ price preferences into algorithms by exploiting Graph Neural Networks (GNNs) [91]. Specifically, in two related studies [294, 295], it is proposed to construct a GNN-based recommender by building a heterogeneous graph consisting of different types of nodes: customers, items, prices, and product categories. The key idea is to propagate price influence from prices to users by leveraging items as a bridge so that price preferences are implicitly encoded into the embeddings. The use of price-sensitive GNNs is also exploited in the field of session-based recommendations [283]. For all studies based on GNNs [283, 294, 295], the models are able to generate slightly more relevant recommendations than the baselines. However, as various authors pointed out, it is difficult to handle heterogeneous information and model complex relationships underlying customer buying behavior, and research still offers many opportunities to develop better-performing models that can fully exploit the potential of GNN-based algorithms.

#### 4.1.2. Post-Processing Price-Sensitivity Methods

A number of price-sensitive recommendation algorithms also make use of post-processing methods. The latter are primarily re-ranking algorithms, which can be applied on top of any price-agnostic recommender baseline.

In this domain, it is proposed, for example, to generate recommendations by weighting the expected interest  $\hat{x}_{u,i}(\Theta)$  by the price-sensitivity  $s_{u,i}(\Phi)$ . The latter is a particular variable, learned through a different model parameterized by  $\Phi$ , indicating how price-sensitive a given user is to a given item (Eq. 4) [238]. A similar approach is also proposed in another study [252]. However, in this case,



the price-sensitivity variable  $s_u(\Phi)$  depends only on the customer and not on the item (Eq. 5). In addition, it is necessary to use another regression model (parameterized by  $\Psi$ ) to learn how to properly weigh (through  $w_1(\Psi)$ ,  $w_2(\Psi)$  coefficients) the price-sensitivity with the user’s expected interest. Both studies show that through the use of price-sensitivity algorithms, more relevant recommendations can be obtained.

Recently, another research [162] proposes a hybrid approach (Eq. 6) combining the price-sensitive and the profit-aware<sup>4</sup> subdomains. This approach weighs the expected interest  $\hat{x}_{u,i}(\Theta)$  by balancing a user price preference factor  $\frac{p_i}{\bar{p}^u}$  with a profitability factor  $\frac{p_i}{c_i}$ , where  $\beta, \gamma \in [-1, 1]$  in Eq. 6 are regularization parameters. In particular, considering  $\bar{p}^u$  as the average user price, the first factor captures the difference between the customer’s typical price level and the actual item’s price. The second factor,  $\frac{p_i}{c_i} = 1 + \frac{v_i}{c_i}$ , captures how much an item’s sale is able to repay the underlying cost and bring profit to the organization. In this way, it becomes possible to effectively balance the interests of customers with those of the organization because the increase in profitability that traditionally adversely affects the relevance of recommendations is more than offset by the increase in the latter due to the influence of price preferences.

In Table 4, we formally characterize the three discussed price-sensitive re-ranking methods.

#### 4.2. Economic Utility Modeling Methods

In the economic literature [195], user behavior is often modeled using utilitarian theories to construct systems that can describe and/or optimize certain dynamics. According to the *Rational Choice Theory (RCT)*, at each time instant, a rational user, when faced with a set of alternatives, will choose those with the highest utility for him or her [233]. Accordingly, many studies in the literature [99, 258, 290] propose algorithms that explicitly consider the customer’s utilitarian behavior to generate more useful recommendations that can in turn increase conversion rates and profitability. Below we give some insights on how these methods work by discussing a few selected articles focused, respectively, on multi-attribute, repurchase, and complementary recommendations.

In the field of RSs, many studies in the literature assume that the utility  $\rho_{u,i}$  of a product to a customer depends on his or her purchase history [258]. Most existing RSs recommend for each user  $u$  a list  $\mathcal{Y}_{u,k}$  consisting of the top- $k$  items (Eq. 3) with the highest predicted scores  $\hat{x}_{u,i}(\Theta)$ . The list  $\mathcal{Y}_{u,k}$  is traditionally selected from a set of items with which the user has never interacted before. Interpreting this assumption from the perspective of economic utility theory (Eq. 7) [258], then, the utility  $\mathcal{T}(\mathcal{Y}_{u,k})$  of a recommendation  $\mathcal{Y}_{u,k}$  is nothing but the sum of the predicted scores, i.e.,  $\rho_{u,i} = \hat{x}_{u,i}(\Theta)$ . In this case, a recommendation

Ref	Name	Utility Function
[258]	Standard	$\mathcal{T}(\mathcal{Y}_{u,k}) = \sum_{i \in \mathcal{Y}_{u,k}} \rho_{u,i} \quad (7)$
[135]	Multi-Attribute	$\mathcal{T}(\mathcal{Y}_{u,k}) = \sum_{i \in \mathcal{Y}_{u,k}} \sum_{g \in \mathcal{G}} f_{u,g} \cdot \rho_{i,g} \quad (8)$
[258]*	Constant Elasticity of Substitution	$\mathcal{T}(\mathcal{Y}_{u,k}) = \sum_{i \in \mathcal{Y}_{u,k}} \rho_{u,i} \cdot q_{u,i}^{\xi_i} \quad (9)$
[287]	King-Plosser-Rebelo	$\mathcal{T}(\mathcal{Y}_{u,k}) = \sum_{i \in \mathcal{Y}_{u,k}} \rho_{u,i} \cdot \ln(1 + q_{u,i}) \quad (10)$
[290]	Multi-Product	$\mathcal{T}(\mathcal{Y}_{u,k}) = \frac{1}{ \mathcal{Y}_{u,k} } \sum_{i,j \in \mathcal{Y}_{u,k}: i \neq j} \left( a_{i,j} \cdot q_{u,i}^{1-b_{i,j}} + (1 - a_{i,j}) \cdot q_{u,j}^{1-b_{i,j}} \right)^{\frac{1}{1-b_{i,j}}} \quad (11)$
[99]	Marginal Utility per Dollar	$\mathcal{T}(\mathcal{Y}_{u,k}) = \sum_{i \in \mathcal{Y}_{u,k}} \frac{\tanh(\rho_{u,i}) \cdot r_{i,u}}{(1 + q_{u,i}) \cdot \sigma(p_i)} \quad (12)$

Table 5: Economic utility functions from rational choice theory. \*The formulas capture the main essence of the described approaches.

$\mathcal{Y}_{u,k}$  generated by optimizing the total utility of a set of  $k$  recommended items optimizes the expected user interest estimated by any recommendation algorithm.

However, in addition to the previous utility definition, alternative definitions are recently emerging in the literature. For example, in the field of *Multi-Criteria Recommendation Systems* [14], in the presence of a set  $\mathcal{G}$  of attributes associated with items, various studies in the literature [73, 80, 135, 232, 293] propose to generate recommendations by exploiting the *Multi-Attribute Utility Theory (MAUT)* [157]. MAUT is one of the most widely used utilitarian theories in decision making, which aims to weigh a set of relevant variables to determine the overall utility of each alternative. In the context of recommendations, in particular, the overall optimized utility (Eq. 8) in this case depends on the utility  $\rho_{i,g}$  of the single attribute  $g$  of item  $i$ , and a weight  $f_{u,g}$  that each user can provide to indicate the importance of that attribute.

Other studies focus on the problem of repeated purchase recommendations [99, 258, 287, 290]. Unlike traditional RSs, algorithms developed for this task generate recommendations by also considering items that the user already purchased in the past. In particular, it is observed that the repurchase cycle of some products may follow the *Law of Diminishing Marginal Utility* [195, 258]. According to this theory, many products have decreasing utility for the user as the quantity of purchased products increases (e.g., computers, cell phones), while others, instead, are likely to

<sup>4</sup>We discuss profit-aware methods in Section 4.3.

be purchased frequently over time (e.g., baby diapers, pet food). Using the standard utilitarian criterion in Eq. 7 it is not possible to model this behavior. Indeed, in this case, the usefulness of recommendations for the user highly depends on the quantity  $q_{u,i}$  of item  $i$  purchased by him or her until a specific time. In this context, promising results can be obtained by modeling the repurchase cycle through the *Constant Elasticity of Substitution Utility Function* [248]. This allows the decreasing marginal utility of product  $i$  to be properly modeled through a parameter  $\xi_i \in [0, 1]$  associated with item  $i$  (Eq. 9). This parameter can be learned by extending the MF objective function. In this way, the algorithm can explicitly consider the decreasing utility of certain products for the user and generate more relevant recommendations.

With similar methodologies, other utilitarian functions are also used in the literature to model customer purchasing behavior [99, 287, 290]. However, these studies focus on different objectives. For example, one study [287] proposes three different business cases (i.e., e-commerce, P2P lending, freelancing) that exploit the *King-Plosser-Rebello Utility Function* (Eq. 10) to optimize the *Total Surplus*, i.e., an indicator that considers both the usefulness of the recommendations for the customer and the profit for the producer. Another study [290] in contrast propose to use the *Multi-Product Utility Function* (Eq. 11) in order to also consider any complementary and substitutability relationships among the recommended products. In the equation, the variables  $a_{i,j}$  and  $b_{i,j}$  are additional parameters that the recommendation algorithm can jointly learn with the latent factors to model the indifference curves between pairs of products, i.e., how much the increase in one product affects the relative marginal utility of another product. Finally, one study [99] proposes using the *Marginal Utility per Dollar Function* (Eq. 12). This function considers the price  $p_i$  of item  $i$  and a risk attitude coefficient  $r_{i,u}$  to model customers’ risk-aversion, i.e., the tendency of consumers to spend only a small portion of their total wealth on a single purchase.

In Table 5, we formally characterize the utility criteria discussed above.

### 4.3. Profit Aware Methods

Profit is one of the most important business KPIs for a successful enterprise [243]. Accordingly, many studies in the literature [52, 62, 108, 162, 177, 201] propose profit-aware recommendation algorithms to directly optimize the firm’s profitability. Below we give some insights on how these methods work by discussing a few selected articles.

#### 4.3.1. In-Processing Profit-Aware Methods

Profit-aware in-processing approaches in the literature are quite heterogeneous, scattered, and there are several parallel lines of research. Below, we offer a brief overview of major research directions in this area.

Some early studies [134, 218, 272] exploit *Association Rules* [125]. According to this particular methodology

[211], recommendations are generated through a frequentist approach based on statistical support and confidence constructs [208]. One of Amazon’s most prominent recommenders, i.e., “*customers who bought this item also bought*”, is seemingly based on association rules. In particular, many studies in the literature [58, 259–261] propose to generate association rules while also optimizing profitability. The main methods incorporate profit considerations when weighting the rules [42]. However, unlike modern RSs based on collaborative and content-based filtering algorithms, association rules [261] are not personalized, i.e., different users do not get different recommendations. In addition, association rules may generally face challenges when the total number of recommendable items is very large.

Other earlier studies [13, 41, 220] propose graph-based approaches. In particular, one research [13] focuses on social networks. The proposed algorithm is designed to explicitly optimize the value of recommendations in customer-product graphs. However, in the study, profit is operationalized through non-monetary metrics. Another relatively recent approach based on graphs [220] is developed specifically for the taxi industry. In this particular application domain, if we assume an hourly rate, a taxi driver’s profit depends solely on the hours billed to customers: simply put, it is critical for a taxi driver to minimize the distance to find a customer and maximize the distance traveled with a customer on board. The proposed algorithm recommends pick-up points for taxi drivers in order to maximize the profit of driving routes while balancing the potential congestion resulting from multiple requests from different customers at the same location.

More recently, a study [43] proposes a profit-aware RS based on collaborative filtering. The algorithm is based on an extension of the well-known neighbor selection criterion of the user-based nearest-neighbor collaborative filtering model [204]. The original algorithm calculates the predicted score based on a weighted sum of similarities between users belonging to a given neighborhood. The authors of [43] instead propose to calculate the predicted scores by selecting the neighbors that would allow the generation of the highest value-weighted expected interest. Although the focus of the paper is on shilling attacks, i.e., attacks by malicious users who generate biased ratings to influence recommendations for their interests, the subprocedure for selecting the most valuable users can be used to generate more profitable recommendations.

Other recent approaches [177, 180, 266] are based on *Learning To Rank (LTR)* [60]. This is a well-known technique in *Information Retrieval (IR)* [32, 160]. IR algorithms aim to help users to find the most relevant items based on specific search queries. In particular, one study [266] uses this methodology in a product search application context. The proposed algorithm integrates the price into the objective function in order to optimize the overall sales revenue of an e-commerce. This technique is later applied [177, 180] also to generate recommendations without the

Ref	Re-Ranking Method
[52]	$\operatorname{argmax}_{\mathcal{Y}_{u,k}} \sum_{i \in \mathcal{Y}_{u,k}} \hat{x}_{u,i}(\Theta) \cdot v_i \quad (13)$
[68]	$\operatorname{argmax}_{\mathcal{Y}_{u,k}} \sum_{i \in \mathcal{Y}_{u,k}} \hat{x}_{u,i}(\Theta) \cdot v_i \quad (14)$ s.t. Dice $(\hat{\mathbf{x}}_u(\Theta), \hat{\mathbf{x}}_u(\Theta)^\top \mathbf{v}) \geq \eta$
[257]*	$\operatorname{argmax}_{\mathcal{Y}_{u,k}} \sum_{i \in \mathcal{Y}_{u,k}} v_i \quad (15)$ s.t. $\hat{x}_{u,i}(\Theta) \geq \zeta, \quad p_i \leq \lambda_u$
[141]*	$\operatorname{argmax}_{\mathcal{Y}_{u,k}} \sum_{i \in \mathcal{Y}_{u,k}} \hat{x}_{u,i}(\Theta) \cdot v_i \quad (16)$ s.t. $\hat{x}_{u,i}(\Theta) \geq \zeta$
[101]	$\operatorname{argmax}_{\mathcal{Y}_{u,k}} \sum_{i \in \mathcal{Y}_{u,k}} \delta \cdot \hat{x}_{u,i}(\Theta) + (1 - \delta) \cdot v_i \quad (17)$
[189]*	$\operatorname{argmax}_{\mathcal{Y}} \sum_{u \in \mathcal{U}} \sum_{i \in \mathcal{I}} \delta \cdot y_{u,i} \cdot \hat{x}_{u,i}(\Theta) + (1 - \delta) \cdot y_{u,i} \cdot d_{u,i} \quad (18)$ s.t. $\sum_{i \in \mathcal{I}} \mathbb{1}(y_{u,i} \cdot d_{u,i} > 0) \leq l \quad (\forall u \in \mathcal{U})$

Table 6: Profit-aware re-ranking methods. \*The formulas capture the main essence of the described approaches.

need to anchor them to an underlying search query. For example, one study [180] proposes a multi-objective algorithm that is able to optimize multiple objective functions simultaneously through LTR. The algorithm is Pareto-efficient, i.e., it optimizes each objective (e.g., CTR and GMV<sup>5</sup>) one at a time, with the constraint that no single objective can be further improved without affecting others.

Finally, some studies [62, 201] propose using profit-aware multi-objective evolutionary algorithms [128, 297]. One of these [201] is based on *Non-dominated Sorting Genetic Algorithm II (NSGA-II)*. A more recent one [62] is based on *Multi-Objective Artificial Bee Colony (MOABC)*. In these cases, the optimization target is a combination of the item’s profit and the user’s expected interest. Both algorithms obtained very promising offline results on the overall profit improvement, although the comparison was performed exclusively with a traditional user-based collaborative filtering algorithm [204].

#### 4.3.2. Post-Processing Profit-Aware Methods

In the context of this survey, many profit-aware approaches rely on post-processing re-ranking methods. As mentioned earlier, these approaches consider the recommender baseline as a black box and generate recommendations by exploiting a combination of certain heuristics.

<sup>5</sup>We provide the definition of the most frequently used online metrics in Table 9.

All examined profit-aware approaches are based on a simple but important assumption [70, 141]: the items most relevant to the user are often not those of the highest business value to the organization. Consequently, prioritizing the highest-profit items in recommendations would allow for increased business profitability as a result of actual user purchases of those items. In one of the earliest approaches [52, 200] it is proposed to weight the probability of purchase (i.e., the estimated expected interest) by profitability in order to maximize an average expected profit (Eq. 13). This approach should make it possible to provide more profitable recommendations than those generated by traditional RSs. Experiments in a synthetic dataset based on a subset of groceries transactions show encouraging results: the proposed algorithm was able to increase profitability without excessively impacting the relevance of recommendations. However, as also reported by the authors [52, 200], the interests of customers and the organization must be balanced appropriately. In fact, the organization could risk losing loyal customers should they feel dissatisfied with overly biased recommendations toward higher-value items and decide to leave the platform.

To mitigate this drawback, and thus to avoid providing completely irrelevant recommendations, various studies propose more or less straightforward extensions of Eq. 13 based on constrained optimization techniques. One of the earliest papers [68] proposes a constrained re-ranking method based on the *Dice* coefficient (Eq. 14). This can help prevent the system from providing recommendations that are too dissimilar from the original ones based on a threshold  $\eta$ . However, the study is based on various simplifying assumptions and does not provide an empirical evaluation of the approach. In two related studies [256, 257] instead, it is proposed to maximize profitability under customer satisfaction and budget constraints (Eq. 15), where  $\zeta$  and  $\lambda_u$  are two thresholds used to keep the probability of purchase and the price of items within certain ranges, respectively. In particular, an expert system is proposed where different optimization goals can be specified in order to optimize profitability or balance profitability and satisfaction in order to achieve a win-win situation for suppliers and customers. A similar variant of this approach (Eq. 16, 17) is also proposed in two related studies [101, 141] where the short- and long-term profit-relevance tradeoff is investigated through the use of simulations. In Eq. 17,  $\delta \in [0, 1]$  is a regularization parameter.

In addition, other studies [188, 189, 288] propose algorithms to address the problem of sponsored recommendations. In this scenario, a supplier who decides to sponsor its products pays the platform for each user interaction. One study [189] in particular proposes a multi-objective post-processing re-ranking algorithm (Eq. 18). In the equation,  $y_{u,i}$  is a decision variable ( $y_{u,i} = 1$  iff  $i \in \mathcal{Y}_{u,k}$ ),  $d_{u,i}$  is the ad revenue that the organization gets from suppliers if the user interacts with the item, and  $l < k$  is the maximum number of sponsored items that can be included in the recommendation list. The algorithm is designed to balance

the recommendation of high ad revenue sponsored items with the user’s interests.

In Table 6, we formally characterize the profit-aware re-ranking methods discussed above.

#### 4.4. Promotional Methods

Promotional methods [198, 199] aim to increase sales figures by promoting products and services to the most appropriate customer segments. We identify three main strategies in the RSs literature that can be used to optimize profit and related business KPIs. *Pricing methods*, can be used to offer products at a discounted price or to strategically adjust prices in order to increase the market demand. *Bundling methods*, are special pricing methods that are applied to product bundles. *Brand-awareness methods*, finally, can be used to focus customers’ attention on the organization’s products in order to generate extra sales. Below we give some insights on how these methods work by discussing a few selected articles in each category.

##### 4.4.1. Pricing Methods

As discussed earlier in Section 4.1, price is one of the most influential variables of customer buying behavior, and considering this variable explicitly would allow for recommendations more in line with customers’ interests. However, while the previous section focuses on customer-oriented methodologies that integrate price sensitivity as additional information in order to generate more relevant recommendations, in this section we instead discuss promotional techniques that an organization might want to apply to incentivize the purchase of certain products by strategically setting the prices [36, 103]. In the following, we describe two organizational strategies referring to: (a) *occasional discounting*; (b) *personalized dynamic pricing*.

One of the most commonly used promotional strategies to incentivize product purchases is to offer occasional discounts [56], for example at certain times of the year (e.g., winter sales) or special events (e.g., Black Friday). In the context of RSs many studies [116, 145, 149, 151, 230, 254, 268] aim to generate recommendations while considering discounts. Some studies propose, for example, to use re-ranking algorithms [145] to promote products on sale or in-processing methods [254] based on adaptations of MF-based models to explicitly consider customers’ discount sensitivity [230]. Another method is proposed in two related studies [149, 151]. In particular, as noted by the authors, there may be inter- and cross-category effects when discount products are bought. Thus, especially in e-commerce, organizations can exploit RSs to incentivize customers to buy discount products but also those products that are related to them but not on sale (e.g., camera on sale and full-price lens). A similar analysis is also made [116] to determine the optimal shipping-fee discount to attract customers to the platform and encourage them to purchase products related to the discounted ones.

While discounts may be occasional and the same for all customers, some methodologies are proposed in the RSs

literature to generate dynamic customer-specific prices in order to strategically promote certain products and generate higher profits. In this context, some initial studies [25, 26] propose to use survey-based techniques (*conjoint analysis*) to estimate customer WTP (recall Section 4.1.1) and filter items that are priced higher than WTP in the ranking. The authors also discuss some possible configurations of the algorithm to set the prices based on WTP in order to generate more profit for the organization. However, the proposed pricing model is only theoretical as it is not validated by empirical experiments. Another study [154] proposes a system that classifies customers based on whether they would buy products only if discounted or not. Based on the type of customer, the system can offer a discount in order to incentivize purchases. However, as discussed later [193], the study is based on assumptions that are not feasible in practice: all products have the same price; only two price values are available (i.e., standard and discounted price). Another work [289] proposes a different methodology. The study focuses on a lottery-based mechanism that aims to obtain the exact WTP for one subset of products and then to exploit this information to predict the WTP for another subset of products. In this way, the system can offer a personalized promotion to increase the conversion rate of the latter product subset. The authors report significant results on the potential ability of this system to increase profit over conventional systems. However, the experiments are based on a user study with a low number of users. Finally, another study [5] proposes a dynamic personalized pricing recommender system for information goods (e.g., digital movie rentals). These goods differ from physical goods in that their production and distribution costs are negligible and they can be copied, rented, and resold easily. In this context, traditional markup-based pricing methods (i.e., cost plus margin) are not effective because there is no true underlying unit cost. The proposed system first classifies customers according to their WTP and quality sensitivity (e.g., whether they prefer a premium version of the same product). Then it calculates a personalized price to incentivize purchase.

##### 4.4.2. Bundling Methods

One frequently used promotional strategy [250] to increase sales revenue of certain products is to offer them at a discount if purchased in bundles [119]. In the literature [271] it is proposed, for example, to include in the bundles: (a) products that are complementary to each other in order to incentivize cross-selling; (b) products that are uncorrelated, for example, to clear the stock in the warehouse; (c) the same product in multiple quantities (e.g., 2x1 promotion). Specifically, in RSs research [176], one branch of the literature focuses on recommending bundles to optimize profit by exploiting price modeling techniques. The other branch, in contrast, does not exploit such techniques and

focuses solely on optimizing relevance<sup>6</sup>. In this review, we focus only on bundling approaches that aim to explicitly optimize business KPIs.

Concerning price modeling bundle recommendation techniques, two related earlier studies [94, 95] focus on the development of a shopbot (i.e., comparison shopping agents) capable of offering bundles at a discounted price based on an integer linear programming model. The proposed algorithm is validated using data from Amazon.com and Buy.com reporting significant results from the perspective of potential economic savings of price-sensitive bundle purchasing customers. However, the data sample used is very small, and optimization of business KPIs is not explicitly considered. In contrast, two other studies [150, 301] leverage similar integer programming-based approaches to recommend bundles with the goal of optimizing profitability [150] or any business objective [301]. In particular, considering the case where the bundle can be created directly by the customer by selecting the products of his or her preference, the first study [150] proposes a multistage approach that can dynamically determine the price of the added products in real-time with the goal of maximizing profits for the organization. In contrast, the second study [301] investigates how to incorporate product compatibility and potential cost savings to generate bundles that, if recommended, could optimize certain business objectives (e.g., profitability, revenue, and others). Both studies report results regarding the potential ability of the proposed systems of increasing profitability and conversion rates. In addition, two other approaches [31, 82] are proposed recently. The first approach [31] is based on a collaborative filtering algorithm that integrates demand estimation and price modeling techniques to make recommendations with the goal of jointly maximizing purchase probability and sales revenue considering the customer WTP. The second approach [82] is based on an algorithm that can recommend bundles with customized discounts to customers considering also inventory levels. However, in the former case, the bundle does not offer an additional discount over the full price of the individual products. Instead, the bundle is created exclusively so that the total price of the products inside it is aligned with the customer’s WTP to meet his or her price preferences. In the latter case, on the other hand, the evaluation is based on a simulation focused on the aviation industry with a large number of assumptions.

#### 4.4.3. Brand-Awareness Methods

Some methods in the literature can be used to promote the organization’s products and services, raise brand awareness, and increase profitability in the long run. These methods can be interpreted by referring to the sales funnel [249]. The sales funnel is a theoretical model that describes the customer journey in different stages according to the

<sup>6</sup>Relevance-based bundling algorithms [239] can be based for example on association rules [83, 152, 273], graph-based approaches [27, 74, 96, 183, 183], GNNs [12, 46, 47] and transformers [23].

type of customer interaction with the organization [212]. Depending on the status of the customer in the sales funnel, it might be advisable to design an RS with different purposes.

If the customer has not yet made the first purchase (which is referred to as the prospect state), it might be promising to maximize the conversion rate by closing the first deal as quickly as possible [156]. At this early stage, recommending the most popular products may not be the best strategy. Since many popular products are commonly purchased together, customers would discover them on their own without the need of a recommendation. Instead, it could be more beneficial to present still popular but unrelated products, optimizing coverage. In this way, it may be possible to attract more customers to the platform and increase the probability they make their first purchase.

Once the customer has made the first purchase, the company can exploit mechanisms to optimize profits in the long-run [39, 108]. One option could be to mainly recommend items with high consumer ratings [147]. However, similarly to the previous case, this may not be the best choice either, as many customers might search for and buy such items anyway. Instead, it might be more valuable to stimulate the purchase of products of possible interest that are likely unknown to the customer [39], e.g., products that do not fall in the top- $k$  but have medium-high ranking positions. This way, the company may get both the revenue from the purchases of products that the customer would discover on their own without the recommendations, and an additional revenue through the purchases that were triggered by the recommendations. With similar objectives, it might also be worthwhile for the company to leverage an RS [108] to launch a marketing campaign with the purpose of promoting new products in the market. Such a system could be designed to select a set of seed consumers for the marketing campaign such that if these seed consumers provide relatively high ratings, the number of other consumers to whom the new product is recommended is maximized.

#### 4.5. Long-Term Value Sustainability Methods

It is very important for organizations to grow sustainably over time [186, 222]. Accordingly, a number of studies in the literature [130, 139, 216] propose recommendation algorithms that consider temporal dynamics to optimize long-term business value. Many of them rely on the *Customer Lifetime Value (CLV)* [37, 38] and other related conceptual models (e.g., *Recency Frequency Monetary - RFM*) from the business literature. CLV represents the expected business value of all future cash flows attributed to a specific customer discounted to the present time.

Similarly to what is found for bundling methods (in Section 4.4.2), some RSs studies propose to exploit CLV to optimize long-term profit [139, 216] while others exploit it solely to optimize relevance<sup>7</sup> [236, 242]. In this review, we

<sup>7</sup>Typically, RSs that rely on CLV-related models to optimize

focus only on algorithms that aim to optimize long-term business KPIs. Below we give some insights on how these methods work by discussing a few selected articles. In particular, we first discuss in- and post-processing methods based on supervised learning and then we delve into recent algorithms based on reinforcement learning.

#### 4.5.1. Post-Processing and Supervised Learning Methods for Long-Term Business Value Optimization

Some studies [29, 130, 131, 210] propose post-processing algorithms to maximize the long-term business value of recommendations by exploiting heuristic criteria. In particular, Hosanagar [130] proposes an algorithm following this simple but effective intuition: when a customer trusts an RS, the system should bias the recommendations to increase profitability; instead, when the customer trust is below a certain threshold, the system should recommend the most relevant products to restore trust at the expense of profitability. The original study [130] proposes only a theoretical assessment of the profit surplus that can be generated using this algorithm. However, the algorithm’s performance is also evaluated in an online study [210] and in a recent post-hoc econometric analysis [29]. These recent studies demonstrate both the effectiveness of the proposed methods in generating higher sales revenue than a content-based filtering algorithm [210] and how trust is positively correlated with higher sales revenue [29].

Other approaches based on supervised machine learning algorithms are also studied to explicitly optimize the long-term business value of recommendations. In particular, in two related studies [138, 139], a recommendation system is proposed to explicitly maximize CLV. The algorithm is designed specifically for subscription-based [138] and transaction-based [139] revenue models. In particular, survival analysis techniques are used to identify frequent purchasing patterns among higher CLV users. Then, recommendations are generated to match those patterns as closely as possible. The algorithms are evaluated using real data from a mobile cartoon provider with a subscription-based revenue model [138] and an online music provider with a transaction-based revenue model [139], both from Japan. However, although results regarding the improvement of the subscription period and the number of items purchased over time are reported, the evaluation is only based on a simulation system of user purchasing behavior.

#### 4.5.2. Reinforcement Learning Recommendation Methods for Long-Term Business Value Optimization

Recent studies propose methodologies based on *Reinforcement Learning (RL)* for optimizing the long-term business value of recommendations [241]. RL is a learning

approach that aims to learn an optimal policy (i.e., recommendation strategy) based on the sequential interaction between an agent and the environment through trial and error to maximize a reward. This methodology is used many times in the literature [115, 122, 148, 153, 216, 244, 267, 292, 303] to optimize the customer lifetime value.

A few studies propose algorithms to directly optimize profit [153, 216]. These studies focus on the transaction-based revenue model where each customer purchase brings a certain profit to the organization. Specifically, in this context, one study [216] considers that a certain profit share can be allocated to each user action (i.e., click, add-to-cart, pay). Hence, the overall profitability can be maximized by optimizing the sum of the profit allocated to each user action considering the probability that such an action will occur given the recommendations. Other studies [115, 148, 244, 267, 292, 303], in contrast, propose algorithms to optimize user engagement, or more generally some strategic interrelated business indicators [122]. One study [244] is based on the advertising revenue model. In this particular context, advertisers are used to pay the platform a certain monetary amount for each click or conversion generated. Hence, in this case, by optimizing user engagement, profit is directly optimized. Instead, other works [115, 148, 267, 292, 303], although they similarly propose to optimize user engagement, are not based on advertising revenue models. Therefore, in these cases, the relationship with profitability is indirect, as user engagement positively correlates with retention.

## 5. Evaluation Methodologies

In this section, we review the evaluation methodologies used in the surveyed papers. First, we give some insights into the different methodologies that are used to evaluate algorithms. Next, we discuss the metrics used in offline evaluation. Then we discuss the results that have been obtained in the real world from ECRSS algorithms by analyzing in detail those studies that report online performance. Finally, we analyze related topics concerning public datasets and the current level of reproducibility.

### 5.1. Evaluation Approaches

In the field of RSs, several methods are proposed to evaluate the performance of algorithms and systems. Depending on the objective of the study, the evaluation may vary in order to assess specific aspects of the recommendations and the system. We identify five methods that are used in the surveyed literature. Some of these are used for offline evaluation (e.g., static predictions, simulation studies, and econometric analyses) [291], while others are used for online evaluation (e.g., user studies, and A/B tests) [53]. While offline methods aim to give a plausible estimate of the performance the system could achieve under real circumstances if certain assumptions are verified, online ones are instead based on real user interactions. In

---

relevance [38, 59, 155, 181, 182, 236, 237, 242, 264] follow a common workflow. Algorithms first group users into similar customer value segments. Then they generate recommendations through association rules or collaborative filtering leveraging this additional information.

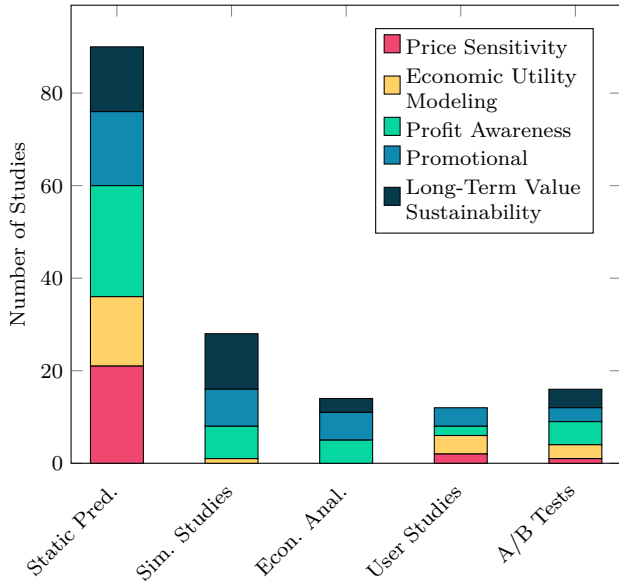


Figure 4: Distribution of evaluation methods in the surveyed literature organized by dimension of analysis.

Figure 4 we report the distribution of evaluation methods in the literature according to the subdomain of analysis. As can be seen, offline methods are used more frequently than online ones. Moreover, among offline methods, static predictions is the most frequently used method.

*Static Predictions.* The most commonly used evaluation method in the RSs literature is to hide some data (e.g., ratings, interactions) from a particular dataset, train a model on the remaining data, and then predict the hidden data [144, 291]. After constructing a dataset that contains all the necessary information, the adopted standard is to measure the performance of the system with respect to some underlying objectives [17, 140] with the help of certain metrics. In terms of metrics, given the underlying purposes of ECRSs, the surveyed literature often measures not only relevance prediction metrics (e.g., precision, MRR, NDCG) [112], but also business value metrics<sup>8</sup> (e.g., profit, revenue) [141, 144, 189].

*Simulation Studies.* While static predictions methods [291] are mainly used to obtain an estimate of RSs performance in the short term, other studies propose to use dynamic simulations to assess long-term performance [101]. The methodology first involves building a simulator to mimic user behavior [216, 244, 279]. Next, the simulator is used to train and test RSs algorithms on the simulated behavior [116, 267]. Simulators are often adopted to evaluate the performance of reinforcement learning-based recommendation algorithms [11] (e.g., RecoGym [229], RecSim [137]). Moreover, in the surveyed literature there are also simulators [101, 139, 185] created to evaluate supervised learning algorithms. One of these [101], based on agent-based modeling, is designed to realistically mimic customer behavior

considering various factors known in the literature to have a high correlation with purchase probability (e.g., trust).

*Econometric Analyses.* For some algorithms in the surveyed literature [68, 130, 151], performance is assessed with the help of econometric analyses [3, 207]. These are quantitative approaches based on statistical or mathematical methods used to estimate the impact of the system on certain variables of interest (e.g., profit [130]), considering some underlying assumptions. For example, one study [130] investigates the impact of recommendations on corporate profit and consumer welfare by modeling the behavior of a system that considers the simplified case in which the company can sell only two products.

*User Studies.* In many cases, the impact of the system on certain factors (e.g., user satisfaction) is difficult to model through offline methods. This occurs because in some cases it is not possible to find a good proxy for the target variable, while in other cases it would be necessary to use a large number of assumptions. Especially when the factors are qualitative and the response is subjective (e.g., perceived fairness), the literature adopts user studies as a research methodology [53]. These methods typically involve recruiting a group of users (e.g., through emails or through crowdsourcing platforms like Amazon Mechanical Turk), randomly splitting them into distinct groups, requiring them to perform a particular task (e.g., interacting with an RS designed for the study), observing their (objective) behavior, and asking them about their subjective perceptions. In the surveyed literature these methods are used [24, 210] for example to determine the impact of algorithms on profitability and user trust.

*A/B Tests.* When it is necessary to measure the performance of recommender systems in real-world circumstances, A/B tests are often performed [53]. In such tests, two (or more) versions of a system are deployed for a certain period of time and users either interact with one or the other version [144]. Although these tests are often complex to execute and require significant effort, the main advantage is that they are able to directly measure business KPIs (e.g., revenue, profit) [53] and to compare different algorithms in production. These tests are used many times in the surveyed literature<sup>9</sup> since algorithms are often designed to optimize such KPIs. For example, A/B tests are used to measure the effects of a profit-aware algorithm deployed on Alibaba’s AliOS appstore [288] and the CTR of a reinforcement learning-based algorithm deployed on a large e-commerce platform [216].

## 5.2. Metrics Used in Offline Evaluations

A variety of metrics are used in the literature in offline evaluations, including both accuracy metrics to assess the

<sup>8</sup>We discuss the most frequently used offline metrics in Section 5.2.

<sup>9</sup>We discuss results of A/B tests in Section 5.3.

Refs	Metric	Type	Definition
[112]	$Prec@k = \frac{1}{ \mathcal{U} } \sum_{u \in \mathcal{U}} \frac{\sum_{j=1}^k rel_{u,j}^{\mathcal{Y}}}{k} \quad (19)$	Relevance	<i>Precision</i> at position $k$ is the number of relevant items in the top- $k$ recommendations over the number of recommended ones.
[112]	$Rec@k = \frac{1}{ \mathcal{U} } \sum_{u \in \mathcal{U}} \frac{\sum_{j=1}^k rel_{u,j}^{\mathcal{Y}}}{\sum_{i=1}^n x_{u,i}} \quad (20)$	Relevance	<i>Recall</i> at position $k$ is the number of relevant items in the top- $k$ recommendations over the total number of relevant ones.
[112]	$HR@k = \frac{1}{ \mathcal{U} } \sum_{u \in \mathcal{U}} \begin{cases} 1 & \text{if } \sum_{j=1}^k rel_{u,j}^{\mathcal{Y}} \geq 1 \\ 0 & \text{otherwise} \end{cases} \quad (21)$	Relevance	<i>Hit-Rate</i> at position $k$ is the fraction of users for which the recommendations list contains at least one relevant item.
[112]	$MRR@k = \frac{1}{ \mathcal{U} } \sum_{u \in \mathcal{U}} \frac{1}{j_u^1} \quad (22)$	Relevance	<i>Mean Reciprocal Rank</i> at position $k$ is the mean rank of the first relevant item in the recommendations list. In the equation, $j_u^1$ is the rank (position) of the first item relevant to user $u$ .
[112]	$NDCG@k = \frac{1}{ \mathcal{U} } \sum_{u \in \mathcal{U}} \frac{\sum_{j=1}^k \frac{rel_{u,j}^{\mathcal{Y}}}{\log_2(j+1)}}{IDCG_u@k} \quad (23)$	Relevance	<i>Normalized Discounted Cumulative Gain</i> at position $k$ is the inverse log reward on all positions with relevant items among the top- $k$ recommended ones. In the equation, $IDCG_u@k$ is the <i>Ideal Discounted Cumulative Gain</i> obtained by sorting all the items relevant to the user in descending order.
[189]*	$Revenue@k = \sum_{u \in \mathcal{U}} \sum_{j=1}^k rel_{u,j}^{\mathcal{Y}} \cdot p_j \quad (24)$	Value	<i>Revenue</i> at position $k$ is the revenue from relevant items in the recommendations list.
[141]*	$Profit@k = \sum_{u \in \mathcal{U}} \sum_{j=1}^k rel_{u,j}^{\mathcal{Y}} \cdot v_j \quad (25)$	Value	<i>Profit</i> at position $k$ is the profit from relevant items in the recommendations list.
[43]*	$EP@k = \sum_{u \in \mathcal{U}} \sum_{j=1}^k \hat{x}_{u,j}(\Theta) \cdot v_j \quad (26)$	Value	<i>Expected Profit</i> at position $k$ is the statistical profit it is expected to achieve by the recommendations considering the expected user interest $\hat{x}_{u,j}(\Theta)$ . $EP@k$ is referred to as statistical profit (compared with $Profit@k$ in Eq. 25), because the probability that the user accepts the recommendations instead of the actual ground truth relevance information is considered.
[162]**	$PAH@k = \frac{1}{ \mathcal{U} } \cdot \frac{Profit@k}{Volume@k} \quad (27)$	Value	<i>Profit-at-Hit</i> at position $k$ is the average profit per user from relevant items in the recommendations list.
[184]*	$P-NDCG@k = \frac{1}{ \mathcal{U} } \sum_{u \in \mathcal{U}} \frac{\sum_{j=1}^k \frac{rel_{u,j}^{\mathcal{Y}} \cdot p_j}{\log_2(j+1)}}{P-IDCG_u@k} \quad (28)$	Value	<i>Price-Based Normalized Discounted Cumulative Gain</i> at position $k$ is defined as $NDCG@k$ , where the gain is given by the items price. In the equation, $P-IDCG_u@k$ is the <i>Price-Based Ideal Discounted Cumulative Gain</i> obtained by sorting the prices of all relevant items to the user in descending order.

Table 7: Most frequently used offline evaluation metrics in the surveyed literature. \*Note that for the sake of notation we used  $p_j$  and  $v_j$  as variables to indicate the price and profit of the recommended item at position  $j$ , but these variables depend only on the item and not on the position. \*\*The formulas capture the main essence of the metrics.



relevance prediction performance as well as metrics aimed to investigate organizational value.

Given  $rel_{u,j}^{\mathcal{Y}}$  as a ground truth relevance<sup>10</sup> variable that indicates whether the item recommended at position  $j$  in the ordered ranking  $\mathcal{Y}_{u,k}$  is relevant or not for user  $u$ , we report in Table 7 the metrics used for offline evaluations in the literature. In the table we indicate for each metric the reference, the formula, the type, as well as its definition. In the following, we mainly focus on value metrics, since relevance prediction metrics (e.g., Precision, Hit-Rate, NDCG - see Eq. 19, 21, 23), are already widely known [112] and do not require further discussion here.

The general principle is the same for all value metrics. Similarly to relevance prediction metrics, first a list of top- $k$  recommendations is generated for each user. Then the recommendations are compared to the ground truth and certain value-related aspects are collected. Those value-related aspects are connected to the price and profit (and in more general terms also to the utility) of each recommended item. In particular, differently from prediction relevance metrics, value ones do not only count the hits but multiply that hit by the items' price and profit. We briefly introduce the most frequently used value metrics as follows:

- *Revenue@k* (Eq. 24) [24, 188, 189] indicates the total revenue from the sale of recommended products actually purchased by users;
- *Profit@k* (Eq. 25) [62, 101, 141, 201] indicates the total profit from the sale of recommended products actually purchased by users;
- *EP@k* (Eq. 26) [43] indicates the *statistical* expected profit from the recommendation. *EP@k* compared to *Profit@k* is referred to as statistical because the probability of the user accepting the recommendations is considered rather than the ground truth information;
- *PAH@k* (Eq. 27) [162] indicates the overall profit generated by the recommendation per user divided by the number of items sold;
- *P-NDCG@k* (Eq. 28) [180, 184] indicates the total revenue generated on average per user from the recommendation compared to the theoretically achievable maximum revenue. *P-NDCG@k*, like *NDCG@k* (Eq. 23) [112], gives more importance to the higher-priced items positioned on the top of the ranking<sup>11</sup>.

However, analyzing the surveyed articles, some open issues can be identified. In particular, we observe that the literature is mostly scattered, application-specific, and

<sup>10</sup>The relevance of each item typically corresponds to the value of the ground truth  $x_{u,i} \in \{0, 1\}$ , i.e., assuming  $x_{u,i} = 1$  if the item was actually purchased by the user, and  $x_{u,i} = 0$  if not.

<sup>11</sup>Note that, as in IR [32, 160], value metrics can be rank-agnostic (e.g., *Revenue@k*, *Profit@k*) or rank-aware (e.g. *P-NDCG@k*), depending on whether the position of the recommended items in the ranking is considered for evaluation or not.

there are no well-defined standards in offline assessment of business value [70, 141]. Often the same metric is referred to by different names (e.g., *Price-Based NDCG* [184], vs. *G-DCG* [180]). Other times, researchers report results that are not comparable to each other because application-specific metrics are proposed in the article to investigate certain types of value (e.g., perishability [235], marginal utility per dollar [99]). In fact, under certain circumstances, it would not even be possible to use certain metrics. For example, in the case where the underlying dataset carries only price information and not profit information (e.g., Amazon [203], Tmall [300]), the metrics related to the latter would not be computable without using synthetic profit distributions of the dataset<sup>12</sup>. Finally, in cases where simulations are used, the calculation of value metrics may be based on assumptions. The main assumption that can be found [101, 141] is that in some studies the user is supposed to always buy at least one item of the top- $k$  recommended ones. In these cases, since the user may not have actually purchased any of the recommended items if his or her purchase history is analyzed, the underlying ground truth information may be unrealistic.

### 5.3. Real-World A/B Tests and User Studies

Many authors evaluate the performance of ECRSs algorithms using A/B tests or user studies. As is known in the literature, offline evaluation results are not necessarily a valid indicator of online performance [143, 144]. This is often due to the fact that different metrics are used for the two types of experimental evaluation [75, 234]. While offline metrics are often used to measure relevance prediction accuracy (e.g., Precision, NDCG), online metrics are used instead to measure business value (e.g., CTR, GMV, Revenue) [92, 159]. Companies are usually much more interested in assessing how algorithms impact real-world business KPIs exploiting online metrics.

In Table 8 we list the studies in the surveyed literature that measure the performance of the proposed systems through A/B tests or user studies. In Table 9 we then briefly summarize the meaning of each online metric that is considered for the analysis<sup>13</sup> (i.e., IPV, CTR, CVR, GMV, Revenue, Profit). We refer readers to a recent survey [144] on this topic for further insights into online metrics.

Analyzing Table 8 we can make some interesting observations. Some considerations depend on the nature of the particular evaluation methodology (i.e., A/B test vs. user study). For example, considering the recommendations channel and the number of subjects, we note that user studies typically involve few users recruited through e-mail campaigns [210, 301] or Amazon Mechanical Turk [24, 289]. Instead, A/B tests are typically performed on a large scale, exploiting existing systems with large customer

<sup>12</sup>We discuss the synthetic profit issue in Section 5.4.

<sup>13</sup>Some niche metrics used to measure certain application-specific factors reported in the studies are not considered

Ref	Year	Eval.	Channel	Subjects	Durat.	Baseline	$\Delta\%$ IPV	$\Delta\%$ CTR	$\Delta\%$ CVR	$\Delta\%$ GMV	$\Delta\%$ Rev.	$\Delta\%$ Prof.
[191]	2022	A/B Test	E-Commerce Platform (Walmart)	36M sessions	-	Walmart Ranker				+0.71%		
[45]	2022	A/B Test	Booking Platform	1M searches	20 days	Platform Ranker		[-0.50%, +2.00%]				
[12]	2022	A/B Test	E-Commerce Platform	-	-	Co-Purchase					+35.0%	
[177]	2021	A/B Test	Online Insurance Platform	-	1 week	LogReg			[+1.05%, 3.98%]		[+2.7%, 16.2%]	
[148]	2021	A/B Test	E-Commerce Platform (Taobao)	-	1 week	Vanilla-CTR	[+6.25%, 8.67%]				[+12.31%, 18.03%]	
[74]	2020	A/B Test	Video Game Platform (NetEase)	-	1 year	Platform Ranker			+60.0%	+15.0%		
[216]	2019	A/B Test	E-Commerce Platform	1M users	1 week	Item KNN	+8.80%	+8.20%			+27.90%	
[180]	2019	A/B Test	E-Commerce Platform	-	3 days	LETORIF	+23.76%	+13.80%			+3.62%	
[288]	2017	A/B Test	Appstore (Alibaba AliOS)	1M users	2 weeks	LinDP			-6.00%			+32.0%
[210]*	2016	User Study	Mail Campaign	260 users	9 weeks	CBF					+94.39%	+137%
[289]	2015	User Study	Amazon Mechanical Turk	79 users	-	Amazon Price						[+241%, 248%]
[301]	2014	User Study	Mail Campaign	few users	1 week	Markov Model		+7.43%	+48.92%			
[24]	2013	User Study	Amazon Mechanical Turk	245 users	-	Pers. NonCF					+28.57%	

Table 8: Results of real-world A/B tests and user studies in the surveyed literature. In the table we report: the channel used to convey the recommendations; the number of subjects (i.e., users, searches, or sessions); the overall duration of the study (e.g. 20 days, 1 year); the baseline against which the proposed algorithm in the study is compared; and the relative improvements in online metrics of the proposed algorithm compared to the baseline. \*The relative improvements are determined by analyzing the sentence “Overall revenue generated during the experiment was €428 for the content-based group, €832 for the profit-based group” and Figure 11b in the original paper [210].

Metric	Meaning
IPV	<i>Individual Page View</i> is the overall number of clicked items on the platform.
CTR	<i>Click-Through Rate</i> is the number of user clicks divided by the number of items shown.
CVR	<i>Click-Conversion Rate</i> is the number of purchases (or other events) divided by the number of clicks.
GMV*	<i>Gross Merchandise Value</i> is the number of items sold multiplied by their price.
Revenue*	<i>Revenue</i> is equal to GMV minus any commissions from item sellers.
Profit**	<i>Profit</i> is equal to Revenue minus any item costs.

Table 9: Most frequently used online metrics in the surveyed literature [144]. \*GMV and Revenue almost always indicate the same measure except in B2C marketplaces like eBay. \*\*Depending on the type of subtracted cost (e.g., raw materials, marketing), profit can be gross, net, or have additional nuances (e.g., EBITDA, EBIT).

bases [216, 288], some of well-known brands (e.g., Walmart, Taobao, Alibaba, NetEase) [74, 148, 191, 288]. Moreover, from a performance point of view, all the studies, whether they are based on user studies or A/B tests, show that ECRSs are able to potentially bring huge business value to the firm. In fact, increases in online metrics are reported in all studies. In some cases, the authors report significant performance improvements<sup>14</sup> (e.g., +48.92% CVR [301], +35% revenue [12], +32% profit [288]).

However, there may be some limitations regarding the

<sup>14</sup>To ensure evaluation reliability, many authors test the proposed algorithm in different configuration environments reporting different results for each of them [177]. In these cases, Table 8 shows a range instead of a single value in metrics improvement.

insights we can get from the studies. For example, most of the A/B tests last a very short time, i.e., less than three weeks<sup>15</sup> [24, 45, 148, 177, 180, 216, 288, 289, 301]. In some cases, the baselines are proprietary algorithms and their internal mechanisms are unknown [24, 45, 74, 191] (e.g., Walmart Ranker). In other cases, results depend on assumptions. For example, a study [289] based on Amazon Mechanical Turk uses synthetic profit information, as the authors did not have product costs available. Another study [210] uses some proxies for offline purchases in addition to explicit purchase data from the firm’s online site to measure revenue. In that specific context, offline purchases cannot be connected to the online identities of experiment participants. In particular, the authors treated items that received high ratings by users after they clicked on the “see more details” link as purchases to calculate profit.

#### 5.4. Available Datasets

Analyzing the ECRSs literature, our survey reveals that many studies report results based on proprietary datasets. This is mainly due to the fact that certain types of information (e.g., prices, profits, purchases, demographics) are

<sup>15</sup>Performing long-term A/B tests on a real platform is complex [144] and significant effort is required both in the planning and analysis phases. Often the test could cause financial damage to the brand as users could lose trust in the company due to ineffective recommendations. Other times, it is necessary to re-run the test because of bugs. Or again, certain events (e.g., Easter, Super Bowl) or global macroeconomic circumstances (e.g., 2020 COVID-19 crisis, 2022 Ukrainian war) may impact performance.

Ref	Dataset	#User	#Item	#Inter	Density	Event	Date	Dem.	Cat.	Price	Profit
[22]	Cosmetics	$1.64 \times 10^6$	$5.46 \times 10^4$	$2.07 \times 10^7$	0.023 %	View, Add-to-Cart, Remove-From-Cart, Purchase	✓		✓	✓	
[61]	Diginetica	$2.05 \times 10^5$	$1.84 \times 10^5$	$9.93 \times 10^5$	0.002 %	Query, Click, Purchase	✓		✓	✓	
[203]	Amazon(2018)*	-	$1.55 \times 10^7$	$2.33 \times 10^8$	-	Review, Ratings	✓		✓	✓	
[284]	Yelp(Full)*	$5.56 \times 10^6$	$5.39 \times 10^5$	$2.89 \times 10^8$	0.009 %	Review, Ratings	✓		✓	✓	
[81]	Yahoo!Music	$1.95 \times 10^6$	$9.82 \times 10^4$	$1.16 \times 10^7$	0.006 %	Ratings					
[132]	Ta-Feng	$3.23 \times 10^4$	$2.38 \times 10^4$	$8.18 \times 10^5$	0.106 %	Purchase	✓	✓	✓	✓	
[120]	MovieLens(20M)*	$1.38 \times 10^5$	$2.73 \times 10^4$	$2.00 \times 10^7$	0.529 %	Ratings	✓	✓	✓		
[35]	Netflix Prize	$4.80 \times 10^5$	$1.78 \times 10^4$	$1.00 \times 10^8$	1.177 %	Ratings	✓				
[90]	SPMF	-	$1.65 \times 10^4$	$8.82 \times 10^4$	-	Purchase	✓			✓	
[180]	EC-REC	-	-	-	-	View, Click, Purchase	✓			✓	
[302]	Book-Crossing	$1.05 \times 10^5$	$3.41 \times 10^5$	$1.15 \times 10^6$	0.003 %	Ratings		✓			
[63]	Foodmart	$8.84 \times 10^3$	$1.56 \times 10^3$	$2.61 \times 10^5$	1.894 %	Purchase	✓	✓	✓	✓	✓
[196]	Last.fm	$1.89 \times 10^3$	$1.76 \times 10^5$	$9.28 \times 10^4$	0.027 %	Listen	✓		✓		
[228]	Epinions	$2.27 \times 10^5$	$2.32 \times 10^5$	$1.13 \times 10^6$	0.002 %	Ratings, Graph	✓				
[105]	Jester	$7.34 \times 10^4$	$1.01 \times 10^2$	$4.14 \times 10^6$	55.779 %	Ratings					
[213]	Steam	$2.57 \times 10^6$	$3.21 \times 10^4$	$7.79 \times 10^6$	0.009 %	Purchase	✓		✓	✓	
[300]	Tmall	$9.64 \times 10^5$	$2.35 \times 10^6$	$4.45 \times 10^7$	0.001 %	View, Add-to-Cart, Add-to-Wishlist, Purchase	✓		✓		
[216]	REC-RL	$4.90 \times 10^7$	$2.00 \times 10^8$	$7.63 \times 10^8$	$7.79 \times 10^{-6}$ %	Click, Add-to-Cart, Add-to-Wishlist, Purchase	✓			✓	
[251]	Dunnhumby	$2.50 \times 10^3$	$9.24 \times 10^4$	$2.60 \times 10^6$	1.125 %	Purchase	✓	✓	✓	✓	
[217]	Chainstore	-	$4.61 \times 10^4$	$1.11 \times 10^6$	-	Purchase				✓	
[21]	NetEase	$1.85 \times 10^4$	$1.24 \times 10^5$	$1.13 \times 10^6$	0.049 %	Playlist					

Table 10: Most used datasets in the surveyed literature. \*Since there may be multiple versions of the same dataset, we report the statistics of the most recent one.

of strategic importance to companies, and uncontrolled sharing could create significant economic damage. For example, some information is sensitive to the user, and non-anonymized sharing could have major legal implications due to privacy laws, as well as significant impact on brand reputation. In addition, competitors could make use of economic data related to purchasing and profitability to study weaknesses in the business model and take away market share. However, especially recently, several studies also report results based on public datasets.

In Table 10 we report the most frequently used public datasets in the surveyed literature. Specifically, in addition to statistical information such as the number of users, items, interactions, and the density of the dataset, we also report the type of event/interaction (e.g., click, add-to-cart, purchase, rating), and the presence of relevant features for ECRSS algorithms, i.e., date, user demographics, product category, price, and profit.

Analyzing the reported information, we can make some observations. First, both the datasets’ density and size, i.e., the number of interactions, vary greatly. Some of them are quite sparse (e.g., REC-RL [216]), whereas others are dense (e.g., Jester [105]). Some are quite small (e.g., Foodmart [63]), while others are large (e.g., Amazon [203]). In addition, as expected, most of the datasets contain eco-

nomical information related to actual purchases, as well as prices and possibly profit of products (e.g., in the Cosmetics [22], Diginetica [61], Ta-Feng [132], and Tmall [300] datasets). Indeed, as discussed earlier, economic information is typically used for both algorithmic and evaluation purposes. However, as can be noted, some datasets do not contain prices (e.g., MovieLens [120], Netflix Prize [35], Book-Crossing [302], Epinions [228], Last.fm [196]) and currently only Foodmart [63] contains profit. We observe that those datasets are the most frequently used in RSs research. In particular, although profit is very important especially to train profit-aware models, we note various studies [13, 41, 43, 62, 101, 141, 185, 201, 218] assuming some synthetic profit distribution, e.g., normal [101], or random [201]. This assumption would allow to overcome the profit availability issue. However, as reported in almost all the studies, this also constitutes an important limitation. In fact, under real circumstances, the profit distribution could be very different from the synthetic one used for the experiments, and the results could vary considerably.

### 5.5. Reproducibility Maturity

The impact of reproducibility on the progress of science is undeniable. However, although there has generally been an increase in reproducible papers in AI over the

Ref	Year	Dimension	Link
[47]	2023	Promotional	<a href="https://github.com/cjx0525/BGCN">https://github.com/cjx0525/BGCN</a>
[283]	2022b	Price-Sensitivity	<a href="https://github.com/Zhang-xiaokun/CoHHN">https://github.com/Zhang-xiaokun/CoHHN</a>
[265]	2022	Price-Sensitivity	<a href="https://github.com/PCNet-Code">https://github.com/PCNet-Code</a>
[101]	2022	Profit-Awareness	<a href="https://github.com/nadaa/rec-strategies-abm">https://github.com/nadaa/rec-strategies-abm</a>
[23]	2022	Promotional	<a href="https://github.com/tzooof/BRUCE">https://github.com/tzooof/BRUCE</a>
[12]	2022	Promotional	<a href="https://github.com/muhanzhang/SEAL">https://github.com/muhanzhang/SEAL</a>
[278]	2021	Long-Term Value Sustainability	<a href="https://github.com/google-research/google-research/tree/master/recs_ecosystem_creator_rl">https://github.com/google-research/google-research/tree/master/recs_ecosystem_creator_rl</a>
[295]	2020	Price-Sensitivity	<a href="https://github.com/DavyMorgan/ICDE20-PUP">https://github.com/DavyMorgan/ICDE20-PUP</a>
[270]	2020	Economic Utility Modeling	<a href="https://github.com/zhichaoxushufe/E-commerce-Rec-with-WEU">https://github.com/zhichaoxushufe/E-commerce-Rec-with-WEU</a>
[98]	2020	Economic Utility Modeling	<a href="https://github.com/TobyGE/Risk-Aware-Recommendation-Model">https://github.com/TobyGE/Risk-Aware-Recommendation-Model</a>
[67]	2020	Economic Utility Modeling	<a href="https://github.com/xydaisjtu/U-rank">https://github.com/xydaisjtu/U-rank</a>
[46]	2020	Promotional	<a href="https://github.com/cjx0525/BGCN">https://github.com/cjx0525/BGCN</a>
[216]	2019	Long-Term Value Sustainability	<a href="https://github.com/rec-agent/rec-rl">https://github.com/rec-agent/rec-rl</a>
[180]	2019	Profit-Awareness	<a href="https://github.com/weberrr/PE-LTR">https://github.com/weberrr/PE-LTR</a>
[99]	2019	Economic Utility Modeling	<a href="https://github.com/TobyGE/Maximizing-Marginal-Utility-per-Dollar-for-Economic-Recommendation">https://github.com/TobyGE/Maximizing-Marginal-Utility-per-Dollar-for-Economic-Recommendation</a>

Table 11: Studies in the surveyed literature that provide the code.

years [113], many of them are still not sufficiently well documented to reproduce the results of the reported experiments [117]. This problem is observed several times in the field of RSs [30, 66], with well-known cases regarding articles that proposed neural algorithms [85, 226], highlighting for example: non-uniform and lax standards in adopting the correct experimental evaluation methodologies [240]; questionable choices on the use and fine-tuning of baselines for comparative experiments [84].

In particular, by reviewing the ECRSs literature, we note several limitations concerning the reproducibility of the studies. As reported in Table 11, only a very small subset of 15 articles, out of 133 (11.27%) identified by the present systematic review share the implementation code<sup>16</sup>. Notably, as can be seen from the table, we find no article that publicly share the code prior to 2019. In addition, the level of reproducibility is quite uneven when considering the different subdomains of ECRSs. In particular, we note the following critical issues: there are many articles published in the *profit-awareness* subdomain but only

<sup>16</sup>We did not dive into the code details because even if the code is shared, it was found earlier in the RSs literature [66, 84, 240] that in many cases important information is missing to ensure reproducibility (e.g., pre-processing code).

two of them share the code; all the articles published in the field of *promotional* strategies refer to relevance-based bundling methods (i.e., there is no code shared about brand-awareness and pricing methods); the code of articles concerning *price-sensitivity* and *long-term value* methods is published only for the most recent and advanced GNN- and RL-based algorithms. Consequently, it would be beneficial and significantly accelerate progress in this field if researchers would pay special attention to increasing the level of reproducibility.

## 6. Current Challenges and Future Research

In this section we discuss current challenges of ECRSs and possible future research directions.

*Comparing Different Algorithmic Approaches.* A multitude of algorithmic approaches for optimizing business value are proposed in the literature. In this paper, we categorize them at a high level into in-processing and post-processing methods [70] considering five subdimensions of analysis. However, most of the approaches are never compared with each other and may have specificities that may make them preferable in certain circumstances over others. For example, no study has yet compared in-processing with post-processing approaches. In addition, different types of in-processing algorithms are found in the literature. In particular, it is proposed for example to extend the objective function of MF [50, 51, 97, 230], or to use GNNs [283, 294, 295] to generate price-sensitive recommendations. Moreover, value neighbor selection [43], graph-based [13, 41, 220] or evolutionary [62, 201] profit-aware algorithms are proposed as well. However, some types of methods are applied only to certain dimensions of analysis. For example, although feasible in practice, no profit-aware MF objective function extensions or GNNs were surfaced through our study. Similarly, no neighbor selection or evolutionary price-sensitive algorithm was found so far. Therefore, it might be useful for the future both to compare in-processing and post-processing approaches and to implement theoretically feasible algorithms not yet found in the literature, comparing them with existing ones.

*Optimizing Business Value Trade-Offs.* Business value optimization is complex, and the systems must consider multiple trade-offs [70, 141] in the optimization process. For example, considering real-world businesses based on an advertising revenue model (e.g., YouTube, Alibaba’s AliOS), it is very important to find the right balance between the ad revenue generated by sponsored items and the actual interests of the user [189, 288]. In particular, special care must be taken not to compromise user trust [130, 210]. In fact, it is shown both through simulations [101], in user studies [205] and subsequent A/B tests [210] that trust is positively correlated with propensity to purchase. A system that is too biased toward higher-value items that provides irrelevant recommendations to the user [70, 141]

could risk impacting the organization’s reputation and driving away customers. To address this issue various studies [24, 162, 185, 189, 256, 288] propose algorithms with the goal of balancing the interests of multiple stakeholders [1, 2], particularly considering the profitability/relevance trade-off [141], and optimizing short- or long-term value [131]. Furthermore, as various studies pointed out, algorithms should take care also of explainability [246, 285], fairness [215, 219, 276, 277], and diversity [170, 210] since they are directly related to trust [74]. However, the current literature has not thoroughly investigated the impact of many of these factors on business value. Hence, providing efficient algorithms to simultaneously optimize multiple business value trade-offs (e.g., profit, fairness, and trust) could be a valuable research direction for the future.

*Comprehensive Purpose-Oriented Offline and Online Evaluation.* Evaluating ECRSs often requires the use of methods that are different from those used for traditional RSs [53, 291]. As a result, there are still many open challenges in order to be able to evaluate ECRSs in a comprehensive, purpose-oriented way [17, 140] (i.e., that considers the purposes for which the system is designed). Several of these challenges follow from the analysis presented in this paper. For example, in offline evaluation, it is necessary to use business value metrics besides the widely adopted relevance prediction metrics [112]. Studies often exploit a variety of metrics [43, 116, 141, 162, 184] albeit with similar objectives, and the results reported are not comparable with each other. In addition, offline evaluation methodologies are not standardized and often are designed ad-hoc according to specific needs [130]. Moreover, besides a few exceptions [99, 101, 180, 216, 270, 278, 283], most studies are difficult to reproduce and are often based on proprietary datasets or public datasets with synthetic data [62, 201]. In fact, most datasets [22, 35, 120, 132, 203, 228, 302] do not contain information such as profitability [63], which is however needed for model training. Regarding A/B tests on the other hand, many of them last for a short time [177, 180, 216] and involve a small set of users [24, 210, 289, 301] to avoid potential economic risks [144, 210] for the organization hosting the test. Hence, there could be several future research directions in the field of evaluation. For example, it is necessary to develop better offline value metrics that are indicative of online performance in a given (prototype) scenario. In addition, large-scale A/B tests (i.e., involving many users) and reproducibility studies are also required.

*Design of Holistic Algorithmic Methods.* In this work, decomposing the literature on ECRSs into five different dimensions of analysis, various algorithmic approaches for optimizing business value are explored. However, most of the existing methods [51, 52, 99, 216, 289] focus exclusively on one of the five perspectives. There are a few exceptions [162, 191] that involve more than one dimension of analysis that study, for example [162], how to combine price-sensitivity with profit-awareness to generate more

profit while keeping relevance high. A very small subset of studies [72, 82, 235], on the other hand, provide broader reasoning by also discussing inventory management techniques that might be useful for analogous purposes. Currently, the literature lacks holistic methods capable of leveraging multiple approaches simultaneously [70, 141] complementing each other to optimize different nuances of business value [144] while also considering the interrelationship [122] between them. In addition, it is also necessary to consider the relationship between sales and marketing processes with operational [72, 82, 235] and financial processes so as to propose methods for improving the entire business ecosystem, e.g., reducing raw material costs, minimizing logistics delays, or optimizing cash flows.

## 7. Conclusion

In this paper, we review the existing literature on economic RSs. Unlike traditional RSs, economic ones aim to directly optimize profitability by exploiting purchase information (e.g., price and profit) and related concepts from economics and marketing. This topic is highly important because organizations aim to optimize (long-term) profit. Accordingly, economic RSs are well-suited for use in commercial applications such as e-commerces, media streaming sites, and advertising platforms, as they offer various benefits for organizations to increase their business KPIs. In this survey, we identify a number of relevant works addressing a multitude of related issues on economic RSs. In particular, although the literature is highly scattered, five different approaches that jointly consider the interests of customers and organizations are identified in this paper (e.g., price sensitivity, profit awareness). This review shall help academic scholars and industry partners to navigate the existing literature and understand the state-of-the-art. We hope this work will serve as a valuable starting point to foster future research and shift academic efforts towards more impactful RSs research that matters [140, 142].

## 8. Acknowledgments

This work was partially funded by estilos srl.

## References

- [1] Abdollahpouri, H., Adomavicius, G., Burke, R., Guy, I., Jan-nach, D., Kamishima, T., Krasnodebski, J., Pizzato, L., 2020. Multistakeholder recommendation: Survey and research directions. *User Modeling and User-Adapted Interaction* 30, 127–158. doi:10.1007/s11257-019-09256-1.
- [2] Abdollahpouri, H., Burke, R., 2022. Multistakeholder Recommender Systems, in: Ricci, F., Rokach, L., Shapira, B. (Eds.), *Recommender Systems Handbook*, pp. 647–677. doi:10.1007/978-1-0716-2197-4\_17.
- [3] Adamopoulos, P., Tuzhilin, A., 2015a. The business value of recommendations: A privacy-preserving econometric analysis, in: *Proceedings of the International Conference on Information Systems*.

- [4] Adamopoulos, P., Tuzhilin, A., 2015b. On Unexpectedness in Recommender Systems: Or How to Better Expect the Unexpected. *ACM Transactions on Intelligent Systems and Technology* 5, 1–32. doi:10.1145/2559952.
- [5] Adelnia Najafabadi, H., Shekarchizadeh, A., Nabiollahi, A., Khani, N., Rastgari, H., 2022. Dynamic pricing for information goods using revenue management and recommender systems. *Journal of Revenue and Pricing Management* 21, 153–163. doi:10.1057/s41272-020-00276-w.
- [6] Adomavicius, G., Bockstedt, J.C., Curley, S.P., Zhang, J., 2013. Do Recommender Systems Manipulate Consumer Preferences? A Study of Anchoring Effects. *Information Systems Research* 24, 956–975. doi:10.1287/isre.2013.0497.
- [7] Adomavicius, G., Bockstedt, J.C., Curley, S.P., Zhang, J., 2018. Effects of Online Recommendations on Consumers’ Willingness to Pay. *Information Systems Research* 29, 84–102. doi:10.1287/isre.2017.0703.
- [8] Adomavicius, G., Bockstedt, J.C., Curley, S.P., Zhang, J., 2022. Recommender systems, ground truth, and preference pollution. *AI Magazine* 43, 177–189. doi:10.1002/aaai.12055.
- [9] Adomavicius, G., Tuzhilin, A., 2005. Toward the next generation of recommender systems: a survey of the state-of-the-art and possible extensions. *IEEE Transactions on Knowledge and Data Engineering* 17, 734–749. doi:10.1109/TKDE.2005.99.
- [10] Adomavicius, G., YoungOk Kwon, 2012. Improving Aggregate Recommendation Diversity Using Ranking-Based Techniques. *IEEE Transactions on Knowledge and Data Engineering* 24, 896–911. doi:10.1109/TKDE.2011.15.
- [11] Afsar, M.M., Crump, T., Far, B., 2022. Reinforcement Learning based Recommender Systems: A Survey. *ACM Computing Surveys* 55, 1–38. doi:10.1145/3543846.
- [12] Agarwal, S., Das Gupta, A., Pande, A., 2022. Improving Bundles Recommendation Coverage in Sparse Product Graphs, in: *Companion Proceedings of the Web Conference*, pp. 1037–1045. doi:10.1145/3487553.3524715.
- [13] Akoglu, L., Faloutsos, C., 2010. ValuePick: Towards a Value-Oriented Dual-Goal Recommender System, in: *Proceedings of the IEEE International Conference on Data Mining*, pp. 1151–1158. doi:10.1109/ICDMW.2010.68.
- [14] Al-Ghuribi, S.M., Mohd Noah, S.A., 2019. Multi-Criteria Review-Based Recommender System—The State of the Art. *IEEE Access* 7, 169446–169468. doi:10.1109/ACCESS.2019.2954861.
- [15] Alhijawi, B., Awajan, A., Fraihat, S., 2023. Survey on the Objectives of Recommender Systems: Measures, Solutions, Evaluation Methodology, and New Perspectives. *ACM Computing Surveys* 55, 1–38. doi:10.1145/3527449.
- [16] Ali, B.J., Anwar, G., 2021. Marketing Strategy: Pricing strategies and its influence on consumer purchasing decision. *International Journal of Rural Development, Environment and Health Research* 5, 26–39. doi:10.22161/ijreh.5.2.4.
- [17] Alslaity, A., Tran, T., 2021. Goal Modeling-based Evaluation for Personalized Recommendation Systems, in: *Adjunct Proceedings of the ACM Conference on User Modeling, Adaptation and Personalization*, pp. 276–283. doi:10.1145/3450614.3464619.
- [18] Amatriain, X., 2013. Beyond data: from user information to business value through personalized recommendations and consumer science, in: *Proceedings of the ACM International Conference on Information and Knowledge Management*, pp. 2201–2208. doi:10.1145/2505515.2514701.
- [19] Amatriain, X., Basilico, J., 2016. Past, Present, and Future of Recommender Systems: An Industry Perspective, in: *Proceedings of the ACM Conference on Recommender Systems*, pp. 211–214. doi:10.1145/2959100.2959144.
- [20] Aridor, G., Gonçalves, D., 2022. Recommenders’ originals: The welfare effects of the dual role of platforms as producers and recommender systems. *International Journal of Industrial Organization* 83, 102845. doi:10.1016/j.ijindorg.2022.102845.
- [21] [no authors], 2018. NetEase Music, BX Book and Douban Movie Recommendation Datasets and Model Codes. doi:10.7910/DVN/T2GWX4.
- [22] [no authors], 2019. eCommerce Events History in Cosmetics Shop. URL: <https://www.kaggle.com/datasets/mkechinov/e-commerce-events-history-in-cosmetics-shop>.
- [23] Avny Brosh, T., Livne, A., Sar Shalom, O., Shapira, B., Last, M., 2022. BRUCE: Bundle Recommendation Using Contextualized item Embeddings, in: *Proceedings of the ACM Conference on Recommender Systems*, pp. 237–245. doi:10.1145/3523227.3546754.
- [24] Azaria, A., Hassidim, A., Kraus, S., Eshkol, A., Weintraub, O., Netanel, I., 2013. Movie recommender system for profit maximization, in: *Proceedings of the ACM Conference on Recommender Systems*, pp. 121–128. doi:10.1145/2507157.2507162.
- [25] Backhaus, K., Becker, J., Beverungen, D., Frohs, M., Mueller, O., Weddeling, M., 2010a. Incorporating Willingness-to-Pay Data into Online Recommendations for Value-Added Services, in: *Proceedings of the European Conference on Information Systems*, p. 16.
- [26] Backhaus, K., Becker, J., Beverungen, D., Frohs, M., Müller, O., Weddeling, M., Knackstedt, R., Steiner, M., 2010b. Enabling individualized recommendations and dynamic pricing of value-added services through willingness-to-pay data. *Electronic Markets* 20, 131–146. doi:10.1007/s12525-010-0032-0.
- [27] Bai, J., Zhou, C., Song, J., Qu, X., An, W., Li, Z., Gao, J., 2019. Personalized Bundle List Recommendation, in: *Proceedings of the International Conference on World Wide Web*, pp. 60–71. doi:10.1145/3308558.3313568.
- [28] Baltrunas, L., Ludwig, B., Ricci, F., 2011. Matrix factorization techniques for context aware recommendation, in: *Proceedings of the ACM Conference on Recommender Systems*, pp. 301–304. doi:10.1145/2043932.2043988.
- [29] Basu, S., 2021. Personalized product recommendations and firm performance. *Electronic Commerce Research and Applications* 48, 101074. doi:10.1016/j.elerap.2021.101074.
- [30] Beel, J., Breiting, C., Langer, S., Lommatzsch, A., Gipp, B., 2016. Towards reproducibility in recommender-systems research. *User Modeling and User-Adapted Interaction* 26, 69–101. doi:10.1007/s11257-016-9174-x.
- [31] Beladev, M., Rokach, L., Shapira, B., 2016. Recommender systems for product bundling. *Knowledge-Based Systems* 111, 193–206. doi:10.1016/j.knosys.2016.08.013.
- [32] Bellogín, A., Said, A., 2019. Information Retrieval and Recommender Systems, in: Said, A., Torra, V. (Eds.), *Data Science in Practice*. volume 46, pp. 79–96. doi:10.1007/978-3-319-97556-6\_5.
- [33] Belluf, T., Xavier, L., Giglio, R., 2012. Case study on the business value impact of personalized recommendations on a large online retailer, in: *Proceedings of the ACM Conference on Recommender Systems*, pp. 277–280. doi:10.1145/2365952.2366014.
- [34] Benbasat, I., Wang, W., 2005. Trust In and Adoption of Online Recommendation Agents. *Journal of the Association for Information Systems* 6, 72–101. doi:10.17705/ijais.00065.
- [35] Bennett, J., Lanning, S., et al., 2007. The Netflix prize, in: *Proceedings of the KDD cup*, p. 35.
- [36] Bergemann, D., Ozmen, D., 2006. Optimal pricing with recommender systems, in: *Proceedings of the ACM Conference on Electronic Commerce*, pp. 43–51. doi:10.1145/1134707.1134713.
- [37] Bhaduri, S.N., Fogarty, D., 2016. Customer Lifecycle Value—Past, Present, and Future, in: *Advanced Business Analytics*, pp. 139–156. doi:10.1007/978-981-10-0727-9\_11.
- [38] Blattberg, R.C., Malthouse, E.C., Neslin, S.A., 2009. Customer Lifetime Value: Empirical Generalizations and Some Conceptual Questions. *Journal of Interactive Marketing* 23, 157–168. doi:10.1016/j.intmar.2009.02.005.
- [39] Bodapati, A.V., 2008. Recommendation Systems with Purchase Data. *Journal of Marketing Research* 45, 77–93. doi:10.1509/jmkr.45.1.77.
- [40] Bollen, D., Knijnenburg, B.P., Willemsen, M.C., Graus, M., 2010. Understanding choice overload in recommender systems, in: *Proceedings of the ACM Conference on Recommender Systems*, pp. 63–70. doi:10.1145/1864708.1864724.
- [41] Brand, M., 2005. A random walks perspective on max-

- imizing satisfaction and profit, in: Proceedings of the SIAM International Conference on Data Mining, pp. 12–19. doi:10.1137/1.9781611972757.2.
- [42] Cai, C., Fu, A., Cheng, C., Kwong, W., 1998. Mining association rules with weighted items, in: Proceedings of the International Symposium Database Engineering and Applications, pp. 68–77. doi:10.1109/IDEAS.1998.694360.
- [43] Cai, Y., Zhu, D., 2019. Trustworthy and profit: A new value-based neighbor selection method in recommender systems under shilling attacks. *Decision Support Systems* 124, 113112. doi:10.1016/j.dss.2019.113112.
- [44] van Capelleveen, G., Amrit, C., Yazan, D.M., Zijm, H., 2019. The recommender canvas: A model for developing and documenting recommender system design. *Expert Systems with Applications* 129, 97–117. doi:10.1016/j.eswa.2019.04.001.
- [45] Cavenaghi, E., Camaione, L., Minasi, P., Sottocornola, G., Stella, F., Zanker, M., 2022. An Online Experiment of a Price-Based Re-Rank Algorithm, in: Proceedings of the Workshop on Recommenders in Tourism.
- [46] Chang, J., Gao, C., He, X., Jin, D., Li, Y., 2020. Bundle Recommendation with Graph Convolutional Networks, in: Proceedings of the International ACM SIGIR Conference on Research and Development in Information Retrieval, pp. 1673–1676. doi:10.1145/3397271.3401198.
- [47] Chang, J., Gao, C., He, X., Jin, D., Li, Y., 2023. Bundle Recommendation and Generation with Graph Neural Networks. *IEEE Transactions on Knowledge and Data Engineering*, 1–1. doi:10.1109/TKDE.2021.3114586.
- [48] Chau, P.Y., Ho, S.Y., Ho, K.K., Yao, Y., 2013. Examining the effects of malfunctioning personalized services on online users’ distrust and behaviors. *Decision Support Systems* 56, 180–191. doi:10.1016/j.dss.2013.05.023.
- [49] Chen, J., Dong, H., Wang, X., Feng, F., Wang, M., He, X., 2023. Bias and Debias in Recommender System: A Survey and Future Directions. *ACM Transactions on Information Systems* 41, 1–39. doi:10.1145/3564284.
- [50] Chen, J., Jin, Q., Zhao, S., Bao, S., Zhang, L., Su, Z., Yu, Y., 2014. Does product recommendation meet its Waterloo in unexplored categories?: No, price comes to help, in: Proceedings of the International ACM SIGIR Conference on Research and Development in Information Retrieval, pp. 667–676. doi:10.1145/2600428.2609608.
- [51] Chen, J., Jin, Q., Zhao, S., Bao, S., Zhang, L., Su, Z., Yu, Y., 2017. Boosting Recommendation in Unexplored Categories by User Price Preference. *ACM Transactions on Information Systems* 35, 1–27. doi:10.1145/2978579.
- [52] Chen, L., Hsu, F., Chen, M., Hsu, Y., 2008. Developing recommender systems with the consideration of product profitability for sellers. *Information Sciences* 178, 1032–1048. doi:10.1016/j.ins.2007.09.027.
- [53] Chen, M., 2017. Performance Evaluation of Recommender Systems. *International Journal of Performability Engineering* doi:10.23940/ijpe.17.08.p7.12461256.
- [54] Chen, P., Chou, Y., Kauffman, R., 2009. Community-based recommender systems: Analyzing business models from a systems operator’s perspective, in: Proceedings of the Hawaii International Conference on System Sciences, pp. 1 – 10. doi:10.1109/HICSS.2009.117.
- [55] Chen, P.Y., Wu, S.y., Yoon, J., 2004. The Impact of Online Recommendations and Consumer Feedback on Sales, in: Proceedings of the International Conference on Information Systems, pp. 711–724.
- [56] Chen, S.F.S., Monroe, K.B., Lou, Y.C., 1998. The effects of framing price promotion messages on consumers’ perceptions and purchase intentions. *Journal of Retailing* 74, 353–372. doi:10.1016/S0022-4359(99)80100-6.
- [57] Chen, S.S., Choubey, B., Singh, V., 2021. A neural network based price sensitive recommender model to predict customer choices based on price effect. *Journal of Retailing and Consumer Services* 61, 102573. doi:10.1016/j.jretconser.2021.102573.
- [58] Chen, Y., Zhao, Y., Yao, Y., 2007. A Profit-Based Business Model for Evaluating Rule Interestingness, in: Kobti, Z., Wu, D. (Eds.), *Advances in Artificial Intelligence*. volume 4509, pp. 296–307. doi:10.1007/978-3-540-72665-4\_26.
- [59] Cho, Y.S., Kim, K.A., Moon, S.C., Park, S.H., Ryu, K.H., 2015. Effective Purchase Pattern Mining with Weight Based on FRAT Analysis for Recommender in e-Commerce, in: Park, J.J., Stojmenovic, I., Jeong, H.Y., Yi, G. (Eds.), *Computer Science and its Applications*. volume 330, pp. 443–454. doi:10.1007/978-3-662-45402-2\_67.
- [60] Chuan He, Cong Wang, Yi-Xin Zhong, Rui-Fan Li, 2008. A survey on learning to rank, in: Proceedings of the International Conference on Machine Learning and Cybernetics, pp. 1734–1739. doi:10.1109/ICMLC.2008.4620685.
- [61] CIKM 2016 Cup, 2016. Track 2: Personalized e-commerce search challenge. URL: <https://competitions.codalab.org/competitions/11161>.
- [62] Concha-Carrasco, J.A., Vega-Rodríguez, M.A., Pérez, C.J., 2023. A multi-objective artificial bee colony approach for profit-aware recommender systems. *Information Sciences* 625, 476–488. doi:10.1016/j.ins.2023.01.050.
- [63] Corporation, M., 1998. Example Database FoodMart of Microsoft Analysis Services. URL: <https://github.com/julianhyde/foodmart-data-hsqldb>.
- [64] Cramer, H., Evers, V., Ramlal, S., van Someren, M., Rutledge, L., Stash, N., Aroyo, L., Wielinga, B., 2008. The effects of transparency on trust in and acceptance of a content-based art recommender. *User Modeling and User-Adapted Interaction* 18, 455–496. doi:10.1007/s11257-008-9051-3.
- [65] Cremonesi, P., Garzotto, F., Turrin, R., 2012. Investigating the Persuasion Potential of Recommender Systems from a Quality Perspective: An Empirical Study. *ACM Transactions on Interactive Intelligent Systems* 2, 1–41. doi:10.1145/2209310.2209314.
- [66] Cremonesi, P., Jannach, D., 2021. Progress in recommender systems research: Crisis? What crisis? *AI Magazine* doi:10.1609/aimag.v42i3.18145.
- [67] Dai, X., Hou, J., Liu, Q., Xi, Y., Tang, R., Zhang, W., He, X., Wang, J., Yu, Y., 2020. U-rank: Utility-oriented Learning to Rank with Implicit Feedback, in: Proceedings of the ACM International Conference on Information and Knowledge Management, pp. 2373–2380. doi:10.1145/3340531.3412756.
- [68] Das, A., Mathieu, C., Ricketts, D., 2009. Maximizing profit using recommender systems. doi:10.48550/arXiv.0908.3633.
- [69] Davidson, J., Liebold, B., Liu, J., Nandy, P., Van Vleet, T., Gargi, U., Gupta, S., He, Y., Lambert, M., Livingston, B., et al., 2010. The YouTube video recommendation system, in: Proceedings of the ACM Conference on Recommender Systems, pp. 293–296.
- [70] De Biasio, A., Montagna, A., Aiolfi, F., Navarin, N., 2023. A systematic review of value-aware recommender systems. *Expert Systems with Applications* doi:10.1016/j.eswa.2023.120131.
- [71] Deldjoo, Y., Jannach, D., Bellogin, A., Difonzo, A., Zanzonelli, D., 2023. Fairness in recommender systems: Research landscape and future directions. *User Modeling and User-Adapted Interaction* doi:10.1007/s11257-023-09364-z.
- [72] Demirezen, E.M., Kumar, S., 2016. Optimization of Recommender Systems Based on Inventory. *Production and Operations Management* 25, 593–608. doi:10.1111/poms.12540.
- [73] Deng, F., 2015. Utility-based Recommender Systems Using Implicit Utility and Genetic Algorithm, in: Proceedings of the International Conference on Mechatronics, Electronic, Industrial and Control Engineering. doi:10.2991/meic-15.2015.197.
- [74] Deng, Q., Wang, K., Zhao, M., Zou, Z., Wu, R., Tao, J., Fan, C., Chen, L., 2020. Personalized Bundle Recommendation in Online Games, in: Proceedings of the ACM International Conference on Information and Knowledge Management, pp. 2381–2388. doi:10.1145/3340531.3412734.
- [75] Dias, M.B., Dias, B., Locher, D., Li, M., 2008. The Value of Personalised Recommender Systems to E-Business: A Case Study, in: Proceedings of the ACM Conference on Recommender Systems, pp. 291–294.

- [76] Domingues, M.A., Gouyon, F., Jorge, A.M., Leal, J.P., Vinagre, J., Lemos, L., Sordo, M., 2013. Combining usage and content in an online recommendation system for music in the long tail. *International Journal of Multimedia Information Retrieval* 2, 3–13.
- [77] Dong, M., Yuan, F., Yao, L., Wang, X., Xu, X., Zhu, L., 2022. A survey for trust-aware recommender systems: A deep learning perspective. *Knowledge-Based Systems* 249, 108954. doi:10.1016/j.knsys.2022.108954.
- [78] Dookeram, N., Hosein, Z., Hosein, P., 2022. A Recommender System for the Upselling of Telecommunications Products, in: *Proceedings of the International Conference on Advanced Communication Technology*, pp. 66–72. doi:10.23919/ICACT53585.2022.9728818.
- [79] Dorner, V., Ivanova, O., Scholz, M., 2013. Think Twice Before You Buy! How Recommendations Affect Three-Stage Purchase Decision Processes, in: *Proceedings of the International Conference on Information Systems*.
- [80] Dorner, V., Scholz, M., 2013. Predicting And Economically Exploiting Utility Thresholds With Utility-Based Recommendation Systems, in: *Proceedings of the European Conference on Information Systems*.
- [81] Dror, G., Koenigstein, N., Koren, Y., Weimer, M., 2012. The Yahoo!Music dataset and KDD Cup '11, in: *Proceedings of the KDD Cup*, pp. 3–18.
- [82] Ettl, M., Harsha, P., Papush, A., Perakis, G., 2020. A Data-Driven Approach to Personalized Bundle Pricing and Recommendation. *Manufacturing and Service Operations Management* 22, 461–480. doi:10.1287/msom.2018.0756.
- [83] Fang, Y., Xiao, X., Wang, X., Lan, H., 2018. Customized Bundle Recommendation by Association Rules of Product Categories for Online Supermarkets, in: *Proceedings of the IEEE International Conference on Data Science in Cyberspace*, pp. 472–475. doi:10.1109/DSC.2018.00076.
- [84] Ferrari Dacrema, M., Boglio, S., Cremonesi, P., Jannach, D., 2021. A Troubling Analysis of Reproducibility and Progress in Recommender Systems Research. *ACM Transactions on Information Systems* 39, 1–49. doi:10.1145/3434185.
- [85] Ferrari Dacrema, M., Cremonesi, P., Jannach, D., 2019. Are we really making much progress? A worrying analysis of recent neural recommendation approaches, in: *Proceedings of the ACM Conference on Recommender Systems*, pp. 101–109. doi:10.1145/3298689.3347058.
- [86] Fitzsimons, G.J., Lehmann, D.R., 2004. Reactance to Recommendations: When Unsolicited Advice Yields Contrary Responses. *Marketing Science* 23, 82–94. doi:10.1287/mksc.1030.0033.
- [87] Fleder, D., Hosanagar, K., 2009. Blockbuster Culture's Next Rise or Fall: The Impact of Recommender Systems on Sales Diversity. *Management Science* 55, 697–712.
- [88] Fleder, D., Hosanagar, K., Buja, A., 2010. Recommender systems and their effects on consumers: the fragmentation debate, in: *Proceedings of the ACM Conference on Electronic Commerce*, pp. 229–230. doi:10.1145/1807342.1807378.
- [89] Fleder, D.M., Hosanagar, K., 2007. Recommender systems and their impact on sales diversity, in: *Proceedings of the ACM Conference on Electronic Commerce*, pp. 192–199. doi:10.1145/1250910.1250939.
- [90] Fournier-Viger, P., Lin, J.C.W., Gomariz, A., Gueniche, T., Soltani, A., Deng, Z., Lam, H.T., 2016. The SPMF open-source data mining library version 2, in: *Proceedings of the Joint European Conference on Machine Learning and Knowledge Discovery in Databases*, pp. 36–40.
- [91] Gao, C., Zheng, Y., Li, N., Li, Y., Qin, Y., Piao, J., Quan, Y., Chang, J., Jin, D., He, X., Li, Y., 2023. A Survey of Graph Neural Networks for Recommender Systems: Challenges, Methods, and Directions. *ACM Transactions on Recommender Systems* 1, 1–51. doi:10.1145/3568022.
- [92] Garcin, F., Faltings, B., Donatsch, O., Alazzawi, A., Bruttin, C., Huber, A., 2014. Offline and online evaluation of news recommender systems at swissinfo.ch, in: *Proceedings of the ACM Conference on Recommender Systems*, pp. 169–176. doi:10.1145/2645710.2645745.
- [93] Garfinkel, R., Gopal, R., Pathak, B., Venkatesan, R., Yin, F., 2007. Empirical Analysis of the Business Value of Recommender Systems. *Social Science Research Network* doi:10.2139/SSRN.958770.
- [94] Garfinkel, R., Gopal, R., Pathak, B., Yin, F., 2008. Shopbot 2.0: Integrating recommendations and promotions with comparison shopping. *Decision Support Systems* 46, 61–69. doi:10.1016/j.dss.2008.05.006.
- [95] Garfinkel, R., Gopal, R., Tripathi, A., Yin, F., 2006. Design of a shopbot and recommender system for bundle purchases. *Decision Support Systems* 42, 1974–1986. doi:10.1016/j.dss.2006.05.005.
- [96] Ge, X., Zhang, Y., Qian, Y., Yuan, H., 2017. Effects of product characteristics on the bundling strategy implemented by recommendation systems, in: *Proceedings of the International Conference on Service Systems and Service Management*, pp. 1–6. doi:10.1109/ICSSSM.2017.7996297.
- [97] Ge, Y., Xiong, H., Tuzhilin, A., Liu, Q., 2014. Cost-Aware Collaborative Filtering for Travel Tour Recommendations. *ACM Transactions on Information Systems* 32, 1–31. doi:10.1145/2559169.
- [98] Ge, Y., Xu, S., Liu, S., Fu, Z., Sun, F., Zhang, Y., 2020. Learning Personalized Risk Preferences for Recommendation, in: *Proceedings of the International ACM SIGIR Conference on Research and Development in Information Retrieval*, pp. 409–418. doi:10.1145/3397271.3401056.
- [99] Ge, Y., Xu, S., Liu, S., Geng, S., Fu, Z., Zhang, Y., 2019. Maximizing Marginal Utility per Dollar for Economic Recommendation, in: *Proceedings of the International Conference on World Wide Web*, pp. 2757–2763. doi:10.1145/3308558.3313725.
- [100] Geroski, P., Machin, S., Reenen, J.V., 1993. The Profitability of Innovating Firms. *The RAND Journal of Economics* 24, 198. doi:10.2307/2555757.
- [101] Ghanem, N., Leitner, S., Jannach, D., 2022. Balancing consumer and business value of recommender systems: A simulation-based analysis. *Electronic Commerce Research and Applications* 55, 101195. doi:10.1016/j.elerap.2022.101195.
- [102] Ghoshal, A., Kumar, S., Mookerjee, V., 2015. Impact of Recommendation System on Competition Between Personalizing and Non-Personalizing Firms. *Journal of Management Information Systems* 31, 243–277. doi:10.1080/07421222.2014.1001276.
- [103] Ghoshal, A., Mookerjee, V.S., Sarkar, S., 2021. Recommendations and Cross-selling: Pricing Strategies when Personalizing Firms Cross-sell. *Journal of Management Information Systems* 38, 430–456. doi:10.1080/07421222.2021.1912930.
- [104] Goi, C.L., 2009. A Review of Marketing Mix: 4Ps or More? *International Journal of Marketing Studies* 1.
- [105] Goldberg, K., Roeder, T., Gupta, D., Perkins, C., 2001. Eigentaste: A constant time collaborative filtering algorithm. *Information Retrieval* 4, 133–151.
- [106] Gomez-Urbe, C.A., Hunt, N., 2016. The Netflix Recommender System: Algorithms, Business Value, and Innovation. *ACM Transactions on Management Information Systems* 6, 1–19. doi:10.1145/2843948.
- [107] Gorgoglione, M., Panniello, U., Tuzhilin, A., 2019. Recommendation strategies in personalization applications. *Information and Management* 56, 103143. doi:10.1016/j.im.2019.01.005.
- [108] Goyal, A., Lakshmanan, L.V., 2012. RecMax: exploiting recommender systems for fun and profit, in: *Proceedings of the ACM SIGKDD International Conference on Knowledge Discovery and Data Mining*, pp. 1294–1302. doi:10.1145/2339530.2339731.
- [109] Greenstein-Messica, A., Rokach, L., 2018. Personal price aware multi-seller recommender system: Evidence from eBay. *Knowledge-Based Systems* 150, 14–26. doi:10.1016/j.knsys.2018.02.026.
- [110] Greenstein-Messica, A., Rokach, L., Shabtai, A., 2017. Personal-discount sensitivity prediction for mobile coupon conversion optimization. *Journal of the Association for Information Science and Technology* 68, 1940–1952. doi:10/gbqjdn.



- [111] Gretzel, U., Fesenmaier, D.R., 2006. Persuasion in Recommender Systems. *International Journal of Electronic Commerce* 11, 81–100. doi:10.2753/JEC1086-4415110204.
- [112] Gunawardana, A., Shani, G., Yogev, S., 2022. Evaluating Recommender Systems, in: Ricci, F., Rokach, L., Shapira, B. (Eds.), *Recommender Systems Handbook*, pp. 547–601. doi:10.1007/978-1-0716-2197-4\_15.
- [113] Gundersen, O.E., Kjensmo, S., 2018. State of the Art: Reproducibility in Artificial Intelligence. *Proceedings of the AAAI Conference on Artificial Intelligence* 32. doi:10.1609/aaai.v32i1.11503.
- [114] Guo, J., Gao, Z., Liu, N., Wu, Y., 2018. Recommend products with consideration of multi-category inter-purchase time and price. *Future Generation Computer Systems* 78, 451–461. doi:10.1016/j.future.2017.02.031.
- [115] Guo, L., Jin, J., Zhang, H., Zheng, Z., Yang, Z., Xing, Z., Pan, F., Niu, L., Wu, F., Xu, H., Yu, C., Jiang, Y., Zhu, X., 2021. We Know What You Want: An Advertising Strategy Recommender System for Online Advertising, in: *Proceedings of the ACM SIGKDD Conference on Knowledge Discovery and Data Mining*, pp. 2919–2927. doi:10.1145/3447548.3467175.
- [116] Guo, Y., Hu, X., Zou, Y., Li, S., Cheng, W., Li, Z., 2020. Maximizing E-Tailers’ Sales Volume through the Shipping-Fee Discount and Product Recommendation System. *Discrete Dynamics in Nature and Society* 2020, 1–14. doi:10.1155/2020/7349162.
- [117] Haibe-Kains, B., Adam, G.A., Hosny, A., Khodakarami, F., Massive Analysis Quality Control (MAQC) Society Board of Directors, Shradha, T., Kusko, R., Sansone, S.A., Tong, W., Wolfinger, R.D., Mason, C.E., Jones, W., Dopazo, J., Furlanello, C., Waldron, L., Wang, B., McIntosh, C., Goldenberg, A., Kundaje, A., Greene, C.S., Broderick, T., Hoffman, M.M., Leek, J.T., Korthauer, K., Huber, W., Brazma, A., Pineau, J., Tibshirani, R., Hastie, T., Ioannidis, J.P.A., Quackenbush, J., Aerts, H.J.W.L., 2020. Transparency and reproducibility in artificial intelligence. *Nature* 586, E14–E16. doi:10.1038/s41586-020-2766-y.
- [118] Hanafizadeh, P., Barkhordari Firouzabadi, M., Vu, K.M., 2021. Insight monetization intermediary platform using recommender systems. *Electronic Markets* 31, 269–293. doi:10.1007/s12525-020-00449-w.
- [119] Harlam, B.A., Krishna, A., Lehmann, D.R., Mela, C., 1995. Impact of bundle type, price framing and familiarity on purchase intention for the bundle. *Journal of Business Research* 33, 57–66. doi:10.1016/0148-2963(94)00014-6.
- [120] Harper, F.M., Konstan, J.A., 2016. The MovieLens Datasets: History and Context. *ACM Transactions on Interactive Intelligent Systems* 5, 1–19. doi:10.1145/2827872.
- [121] Hazrati, N., 2021. Impact of Recommender Systems on the Dynamics of Users’ Choices, in: *Proceedings of the International Conference on Autonomous Agents and MultiAgent Systems*, pp. 1811–1813.
- [122] He, P., Liu, H., Zhao, X., Liu, H., Tang, J., 2022. PROP: Personalized Probabilistic Strategic Parameter Optimization in Recommendations, in: *Proceedings of the ACM International Conference on Information and Knowledge Management*, pp. 3152–3161. doi:10.1145/3511808.3557130.
- [123] Herder, E., 2019. The Need for Identifying Ways to Monetize Personalization and Recommendation, in: *Adjunct Proceedings of the ACM Conference on User Modeling, Adaptation and Personalization*, pp. 291–294. doi:10.1145/3314183.3323844.
- [124] Hinz, O., Eckert, J., 2010. The Impact of Search and Recommendation Systems on Sales in Electronic Commerce. *Business and Information Systems Engineering* 2, 67–77. doi:10.1007/s12599-010-0092-x.
- [125] Hipp, J., Güntzer, U., Nakhaeizadeh, G., 2000. Algorithms for association rule mining – a general survey and comparison. *ACM SIGKDD Explorations Newsletter* 2, 58–64. doi:10.1145/360402.360421.
- [126] Hoffman, D.L., Novak, T.P., 2005. A Conceptual Framework for Considering Web-Based Business Models and Potential Revenue Streams. *International Journal of Marketing Education* 1, 7–34.
- [127] Holtz, D., Carterette, B., Chandar, P., Nazari, Z., Cramer, H., Aral, S., 2020. The engagement-diversity connection: Evidence from a field experiment on Spotify, in: *Proceedings of the ACM Conference on Economics and Computation*, p. 75–76.
- [128] Horváth, T., de Carvalho, A.C.P.L.F., 2017. Evolutionary computing in recommender systems: a review of recent research. *Natural Computing* 16, 441–462. doi:10.1007/s11047-016-9540-y.
- [129] Hosanagar, K., Fleder, D., Lee, D., Buja, A., 2014. Will the Global Village Fracture Into Tribes? Recommender Systems and Their Effects on Consumer Fragmentation. *Management Science* 60, 805–823. doi:10.1287/mnsc.2013.1808.
- [130] Hosanagar, R., 2008. Recommended for you: the impact of profit incentives on the relevance of online recommendations., in: *Proceedings of the International Conference on Information Systems*, p. 31.
- [131] Hosein, P., Rahaman, I., Nichols, K., Maharaj, K., 2019. Recommendations for Long-Term Profit Optimization, in: *Proceedings of the Workshop on the Impact of Recommender Systems*.
- [132] Hsu, C.N., Chung, H.H., Huang, H.S., 2004. Mining skewed and sparse transaction data for personalized shopping recommendation. *Machine Learning* 57, 35–59.
- [133] Huang, C., Ding, Y., Hu, W., Jiang, Y., Li, Y., 2021. Cost-Based attraction recommendation for tour operators under stochastic demand. *Omega* 102, 102314. doi:10.1016/j.omega.2020.102314.
- [134] Huang, C.L., Chen, M.C., Huang, W.C., Huang, S.H., 2013. Incorporating frequency, recency and profit in sequential pattern based recommender systems. *Intelligent Data Analysis* 17, 899–916. doi:10.3233/IDA-130611.
- [135] Huang, S.I., 2011. Designing utility-based recommender systems for e-commerce: Evaluation of preference-elicitation methods. *Electronic Commerce Research and Applications* 10, 398–407. doi:10.1016/j.elerap.2010.11.003.
- [136] Häubl, G., Trifts, V., 2000. Consumer Decision Making in Online Shopping Environments: The Effects of Interactive Decision Aids. *Marketing Science* 19, 4–21. doi:10.1287/mksc.19.1.4.15178.
- [137] Ie, E., Hsu, C.w., Mladenov, M., Jain, V., Narvekar, S., Wang, J., Wu, R., Boutilier, C., 2019. RecSim: A Configurable Simulation Platform for Recommender Systems. doi:arXiv:1909.04847.
- [138] Iwata, T., Saito, K., Yamada, T., 2006. Recommendation method for extending subscription periods, in: *Proceedings of the ACM SIGKDD International Conference on Knowledge Discovery and Data Mining*, p. 574. doi:10.1145/1150402.1150470.
- [139] Iwata, T., Saito, K., Yamada, T., 2008. Recommendation Method for Improving Customer Lifetime Value. *IEEE Transactions on Knowledge and Data Engineering* 20, 1254–1263. doi:10.1109/TKDE.2008.55.
- [140] Jannach, D., Adomavicius, G., 2016. Recommendations with a Purpose, in: *Proceedings of the ACM Conference on Recommender Systems*, pp. 7–10. doi:10.1145/2959100.2959186.
- [141] Jannach, D., Adomavicius, G., 2017. Price and Profit Awareness in Recommender Systems, in: *Proceedings of the Workshop on Value-Aware and Multistakeholder Recommendation*.
- [142] Jannach, D., Bauer, C., 2020. Escaping the McNamara Fallacy: Toward More Impactful Recommender Systems Research. *AI Magazine* 41, 79–95.
- [143] Jannach, D., Hegelich, K., 2009. A case study on the effectiveness of recommendations in the mobile internet, in: *Proceedings of the ACM Conference on Recommender Systems*, pp. 205–208. doi:10.1145/1639714.1639749.
- [144] Jannach, D., Jugovac, M., 2019. Measuring the Business Value of Recommender Systems. *ACM Transactions on Management Information Systems* 10, 1–23. doi:10.1145/3370082.
- [145] Jannach, D., Ludewig, M., 2017. Determining characteristics of successful recommendations from log data: a case study, in: *Proceedings of the Symposium on Applied Computing*, pp. 1643–1648. doi:10.1145/3019612.3019757.
- [146] Jannach, D., Zanker, M., 2022. Value and Impact of Rec-

- ommender Systems, in: Ricci, F., Rokach, L., Shapira, B. (Eds.), *Recommender Systems Handbook*, pp. 519–546. doi:10.1007/978-1-0716-2197-4\_14.
- [147] Jannach, D., Zanker, M., Felfernig, A., Friedrich, G., 2010. *Recommender systems: an introduction*. Cambridge University Press.
- [148] Ji, L., Qin, Q., Han, B., Yang, H., 2021. Reinforcement Learning to Optimize Lifetime Value in Cold-Start Recommendation, in: *Proceedings of the ACM International Conference on Information and Knowledge Management*, pp. 782–791. doi:10.1145/3459637.3482292.
- [149] Jiang, Y., Liu, Y., 2012. Optimization of online promotion: a profit-maximizing model integrating price discount and product recommendation. *International Journal of Information Technology and Decision Making* 11, 961–982. doi:10.1142/S0219622012500289.
- [150] Jiang, Y., Shang, J., Kemerer, C.F., Liu, Y., 2011. Optimizing E-tailer Profits and Customer Savings: Pricing Multistage Customized Online Bundles. *Marketing Science* 30, 737–752. doi:10.1287/mksc.1100.0631.
- [151] Jiang, Y., Shang, J., Liu, Y., May, J., 2015. Redesigning promotion strategy for e-commerce competitiveness through pricing and recommendation. *International Journal of Production Economics* 167, 257–270. doi:10.1016/j.ijpe.2015.02.028.
- [152] Jiao, J., Zhang, Y., 2005. Product portfolio identification based on association rule mining. *Computer-Aided Design* 37, 149–172. doi:10.1016/j.cad.2004.05.006.
- [153] Ju, J.Y., Choi, I.Y., Moon, H.S., Kim, J.K., 2017. Reinforcement Learning for Profit Maximization of Recommender Systems, in: *Proceedings of the 2017 Pre-ICIS SIGDSA Symposium*.
- [154] Kamishima, T., Akaho, S., 2011. Personalized pricing recommender system: multi-stage epsilon-greedy approach, in: *Proceedings of the International Workshop on Information Heterogeneity and Fusion in Recommender Systems*, pp. 57–64. doi:10.1145/2039320.2039329.
- [155] Karimi, N., Dash, A., Rautaray, S.S., Pandey, M., 2021. Customer Profiling and Retention Using Recommendation System and Factor Identification to Predict Customer Churn in Telecom Industry, in: Pandey, M., Rautaray, S.S. (Eds.), *Machine Learning: Theoretical Foundations and Practical Applications*. volume 87, pp. 155–172. doi:10.1007/978-981-33-6518-6\_9.
- [156] Karlsson, R., Nilsson, B.J., 2013. Using maximum coverage to optimize recommendation systems in e-commerce, in: *Proceedings of the ACM Conference on Recommender Systems*, pp. 265–272. doi:10.1145/2507157.2507169.
- [157] Keeney, R.L., Raiffa, H., 1993. *Decisions with multiple objectives: preferences and value trade-offs*. Cambridge University Press.
- [158] Kini, V., Manjunatha, A., 2020. Revenue Maximization using Multitask Learning for Promotion Recommendation, in: *Proceedings of the International Conference on Data Mining Workshops*, pp. 144–150. doi:10.1109/ICDMW51313.2020.00029.
- [159] Kirshenbaum, E., Forman, G., Dugan, M., 2012. A Live Comparison of Methods for Personalized Article Recommendation at Forbes.com, in: Hutchison, D., Kanade, T., Kittler, J., Kleinberg, J.M., Mattern, F., Mitchell, J.C., Naor, M., Nierstrasz, O., Pandu Rangan, C., Steffen, B., Sudan, M., Terzopoulos, D., Tygar, D., Vardi, M.Y., Weikum, G., Flach, P.A., De Bie, T., Cristianini, N. (Eds.), *Machine Learning and Knowledge Discovery in Databases*. volume 7524, pp. 51–66. doi:10.1007/978-3-642-33486-3\_4.
- [160] Kobayashi, M., Takeda, K., 2000. Information retrieval on the web. *ACM Computing Surveys* 32. doi:10.1145/358923.358934.
- [161] Komiak, Benbasat, 2006. The Effects of Personalization and Familiarity on Trust and Adoption of Recommendation Agents. *MIS Quarterly* 30, 941. doi:10.2307/25148760.
- [162] Kompan, M., Gaspar, P., Macina, J., Cimerman, M., Bielikova, M., 2022. Exploring Customer Price Preference and Product Profit Role in Recommender Systems. *IEEE Intelligent Systems* 37, 89–98. doi:10.1109/MIS.2021.3092768.
- [163] Koren, Y., Bell, R., 2021. Advances in Collaborative Filtering, in: *Recommender Systems Handbook*, pp. 91–142.
- [164] Koren, Y., Bell, R., Volinsky, C., 2009. Matrix Factorization Techniques for Recommender Systems. *Computer* 42, 30–37. doi:10.1109/MC.2009.263.
- [165] Kotler, P., Armstrong, G., Harker, M., Brennan, R., 1990. *Marketing: an introduction*. volume 1. Prentice-Hall Englewood Cliffs, NJ.
- [166] Kouki, P., Fountalis, I., Vasiloglou, N., Yan, N., Ahsan, U., Jadda, K.A., Qu, H., 2019. Product collection recommendation in online retail, in: *Proceedings of the ACM Conference on Recommender Systems*, pp. 486–490. doi:10.1145/3298689.3347003.
- [167] Kowatsch, T., Maass, W., Filler, A., Janzen, S., 2008. Knowledge-Based Bundling of Smart Products on a Mobile Recommendation Agent, in: *Proceedings of the International Conference on Mobile Business*, pp. 181–190. doi:10.1109/ICMB.2008.34.
- [168] Krasnodebski, J., Dines, J., 2016. Considering Supplier Relations and Monetization in Designing Recommendation Systems, in: *Proceedings of the ACM Conference on Recommender Systems*, pp. 381–382. doi:10.1145/2959100.2959124.
- [169] Kulkarni, S., Rodd, S.F., 2020. Context Aware Recommendation Systems: A review of the state of the art techniques. *Computer Science Review* 37, 100255. doi:10.1016/j.cosrev.2020.100255.
- [170] Kunaver, M., Požrl, T., 2017. Diversity in recommender systems – A survey. *Knowledge-Based Systems* 123, 154–162. doi:10.1016/j.knosys.2017.02.009.
- [171] Köcher, S., Jugovac, M., Jannach, D., Holzmüller, H.H., 2019. New Hidden Persuaders: An Investigation of Attribute-Level Anchoring Effects of Product Recommendations. *Journal of Retailing* 95, 24–41. doi:10.1016/j.jretai.2018.10.004.
- [172] Lee, D., Hosanagar, K., 2014. Impact of Recommender Systems on Sales Volume and Diversity, in: *Proceedings of the International Conference on Information Systems*, p. 15.
- [173] Lee, D., Hosanagar, K., 2019. How Do Recommender Systems Affect Sales Diversity? A Cross-Category Investigation via Randomized Field Experiment. *Information Systems Research* 30, 239–259.
- [174] Li, L., Chen, J., Raghunathan, S., 2018. Recommender System Rethink: Implications for an Electronic Marketplace with Competing Manufacturers. *Information Systems Research* 29, 1003–1023. doi:10.1287/isre.2017.0765.
- [175] Li, L., Chen, J., Raghunathan, S., 2020a. Informative Role of Recommender Systems in Electronic Marketplaces: A Boon or a Bane for Competing Sellers. *MIS Quarterly* 44, 1957–1985. doi:10.25300/MISQ/2020/14614.
- [176] Li, M., Bao, X., Chang, L., Xu, Z., Li, L., 2020b. A Survey of Researches on Personalized Bundle Recommendation Techniques, in: Chen, X., Yan, H., Yan, Q., Zhang, X. (Eds.), *Machine Learning for Cyber Security*. volume 12487, pp. 290–304. doi:10.1007/978-3-030-62460-6\_26.
- [177] Li, Y., Zhang, Y., Gan, L., Hong, G., Zhou, Z., Li, Q., 2021. RevMan: Revenue-aware Multi-task Online Insurance Recommendation. *Proceedings of the AAAI Conference on Artificial Intelligence* 35, 303–310.
- [178] Liao, M., Sundar, S.S., B. Walther, J., 2022. User Trust in Recommendation Systems: A comparison of Content-Based, Collaborative and Demographic Filtering, in: *Proceedings of the CHI Conference on Human Factors in Computing Systems*, pp. 1–14. doi:10.1145/3491102.3501936.
- [179] Lichtenstein, D.R., Ridgway, N.M., Netemeyer, R.G., 1993. Price Perceptions and Consumer Shopping Behavior: A Field Study. *Journal of Marketing Research* 30, 234. doi:10.2307/3172830.
- [180] Lin, X., Chen, H., Pei, C., Sun, F., Xiao, X., Sun, H., Zhang, Y., Ou, W., Jiang, P., 2019. A pareto-efficient algorithm for multiple objective optimization in e-commerce recommendation, in: *Proceedings of the ACM Conference on Recommender Systems*, pp. 20–28. doi:10.1145/3298689.3346998.
- [181] Liu, D.R., Shih, Y.Y., 2005a. Hybrid approaches to product

- recommendation based on customer lifetime value and purchase preferences. *Journal of Systems and Software* 77, 181–191. doi:10.1016/j.jss.2004.08.031.
- [182] Liu, D.R., Shih, Y.Y., 2005b. Integrating AHP and data mining for product recommendation based on customer lifetime value. *Information and Management* 42, 387–400. doi:10.1016/j.im.2004.01.008.
- [183] Liu, G., Fu, Y., Chen, G., Xiong, H., Chen, C., 2017. Modeling Buying Motives for Personalized Product Bundle Recommendation. *ACM Transactions on Knowledge Discovery from Data* 11, 1–26. doi:10.1145/3022185.
- [184] Louca, R., Bhattacharya, M., Hu, D., Hong, L., 2019. Joint Optimization of Profit and Relevance for Recommendation Systems in E-commerce, in: *Proceedings of the Workshop on Recommendation in Multistakeholder Environments*.
- [185] Lu, W., Chen, S., Li, K., Lakshmanan, L.V.S., 2014. Show me the money: dynamic recommendations for revenue maximization. *Proceedings of the VLDB Endowment Conference* 7, 1785–1796. doi:10.14778/2733085.2733086.
- [186] Lumpkin, G., Brigham, K.H., Moss, T.W., 2010. Long-term orientation: Implications for the entrepreneurial orientation and performance of family businesses. *Entrepreneurship and Regional Development* 22, 241–264. doi:10.1080/08985621003726218.
- [187] Ma, R., Li, H., Cen, J., Arora, A., 2019. Placement-and-Profit-Aware Association Rules Mining, in: *Proceedings of the International Conference on Agents and Artificial Intelligence*, pp. 639–646. doi:10.5220/0007380606390646.
- [188] Malthouse, E.C., Hessary, Y.K., Vakeel, K.A., Burke, R., Fudurić, M., 2019a. An Algorithm for Allocating Sponsored Recommendations and Content: Unifying Programmatic Advertising and Recommender Systems. *Journal of Advertising* 48, 366–379. doi:10.1080/00913367.2019.1652123.
- [189] Malthouse, E.C., Vakeel, K.A., Hessary, Y.K., Burke, R., Fudurić, M., 2019b. A Multistakeholder Recommender Systems Algorithm for Allocating Sponsored Recommendations, in: *Proceedings of the Workshop on Recommendation in Multistakeholder Environments*.
- [190] Ortiz-de Mandojana, N., Bansal, P., 2016. The long-term benefits of organizational resilience through sustainable business practices: The Long-Term Benefits of Sustainable Business Practices. *Strategic Management Journal* 37, 1615–1631. doi:10.1002/smj.2410.
- [191] Maragheh, R.Y., Giah, R., Xu, J., Morishetti, L., Vashishtha, S., Nag, K., Cho, J., Korpeoglu, E., Kumar, S., Achan, K., 2022. Prospect-Net: Top-K Retrieval Problem Using Prospect Theory, in: *Proceedings of the IEEE International Conference on Big Data*, pp. 3945–3951. doi:10.1109/BigData55660.2022.10020542.
- [192] Maslowska, E., Malthouse, E.C., Hollebeek, L.D., 2022. The role of recommender systems in fostering consumers' long-term platform engagement. *Journal of Service Management* 33, 721–732. doi:10.1108/JOSM-12-2021-0487.
- [193] Massoud, M., Abo-Rizka, M., 2012. A Conceptual Model of Personalized Pricing Recommender System Based on Customer Online Behavior. *International Journal of Computer Science and Network Security* 12, 129.
- [194] Matt, C., Hess, T., Weiß, C., 2013. The Differences between Recommender Technologies in their Impact on Sales Diversity, in: *Proceedings of the International Conference on Information Systems*.
- [195] McConnell, C.R., Brue, S.L., 2020. *Macroeconomics: principles, problems, and policies*. McGraw-Hill.
- [196] McFee, B., Bertin-Mahieux, T., Ellis, D.P., Lanckriet, G.R., 2012. The million song dataset challenge, in: *Proceedings of the International Conference on World Wide Web*, pp. 909–916.
- [197] Mehrotra, R., Carterette, B., 2019. Recommendations in a marketplace, in: *Proceedings of the ACM Conference on Recommender Systems*, pp. 580–581. doi:10.1145/3298689.3346952.
- [198] Michalis, V., Michael, O., 2013. Recommendation Systems: Bridging Technical Aspects with Marketing Implications, in: Anagnostopoulos, I.E., Bieliková, M., Mylonas, P., Tsapatsoulis, N. (Eds.), *Semantic Hyper/Multimedia Adaptation*. volume 418, pp. 155–180. doi:10.1007/978-3-642-28977-4\_5.
- [199] Morgan, N.A., Whitley, K.A., Feng, H., Chari, S., 2019. Research in marketing strategy. *Journal of the Academy of Marketing Science* 47, 4–29. doi:10.1007/s11747-018-0598-1.
- [200] Mu-Chen Chen, Long-Sheng Chen, Fei-Hao Hsu, Yuanjia Hsu, Hsiao-Ying Chou, 2007. HPRS: A profitability based recommender system, in: *Proceedings of the IEEE International Conference on Industrial Engineering and Engineering Management*, pp. 219–223. doi:10.1109/IEEM.2007.4419183.
- [201] Nemati, Y., Khademolhosseini, H., 2020. Devising a profit-aware recommender system using multi-objective GA. *Journal of Advances in Computer Research*, 109–120.
- [202] Nguyen, T.K., Hsu, P.F., 2022. More Personalized, More Useful? Reinvestigating Recommendation Mechanisms in E-Commerce. *International Journal of Electronic Commerce* 26, 90–122. doi:10.1080/10864415.2021.2010006.
- [203] Ni, J., Li, J., McAuley, J., 2019. Justifying Recommendations using Distantly-Labeled Reviews and Fine-Grained Aspects, in: *Proceedings of the Conference on Empirical Methods in Natural Language Processing and the 9th International Joint Conference on Natural Language Processing*, pp. 188–197. doi:10.18653/v1/D19-1018.
- [204] Nikolakopoulos, A.N., Ning, X., Desrosiers, C., Karypis, G., 2022. Trust Your Neighbors: A Comprehensive Survey of Neighborhood-Based Methods for Recommender Systems, in: Ricci, F., Rokach, L., Shapira, B. (Eds.), *Recommender Systems Handbook*, pp. 39–89. doi:10.1007/978-1-0716-2197-4\_2.
- [205] Nilashi, M., Jannach, D., Ibrahim, O.b., Esfahani, M.D., Ahmadi, H., 2016. Recommendation quality, transparency, and website quality for trust-building in recommendation agents. *Electronic Commerce Research and Applications* 19, 70–84. doi:10.1016/j.elerap.2016.09.003.
- [206] Oechslein, O., 2014. On the search for new revenue models: An empirical investigation of personalized news aggregators. *Proceedings of the BLED Conference*, 38–52.
- [207] Oestreicher-Singer, G., Sundararajan, A., 2012. The Visible Hand? Demand Effects of Recommendation Networks in Electronic Markets. *Management Science* 58, 1963–1981. doi:10.1287/mnsc.1120.1536.
- [208] Osadchiy, T., Poliakov, I., Olivier, P., Rowland, M., Foster, E., 2019. Recommender system based on pairwise association rules. *Expert Systems with Applications* 115, 535–542. doi:10.1016/j.eswa.2018.07.077.
- [209] Page, M.J., McKenzie, J.E., Bossuyt, P.M., Boutron, I., Hoffmann, T.C., Mulrow, C.D., Shamseer, L., Tetzlaff, J.M., Akl, E.A., Brennan, S.E., Chou, R., Glanville, J., Grimshaw, J.M., Hróbjartsson, A., Lalu, M.M., Li, T., Loder, E.W., Mayo-Wilson, E., McDonald, S., McGuinness, L.A., Stewart, L.A., Thomas, J., Tricco, A.C., Welch, V.A., Whiting, P., Moher, D., 2021. The PRISMA 2020 statement: An updated guideline for reporting systematic reviews. *International Journal of Surgery* 88, 105906. doi:10.1016/j.ijsu.2021.105906.
- [210] Panniello, U., Hill, S., Gorgoglione, M., 2016. The impact of profit incentives on the relevance of online recommendations. *Electronic Commerce Research and Applications* 20, 87–104. doi:10.1016/j.elerap.2016.10.003.
- [211] Park, D.H., Kim, H.K., Choi, I.Y., Kim, J.K., 2012. A literature review and classification of recommender systems research. *Expert Systems with Applications* 39, 10059–10072. doi:10.1016/j.eswa.2012.02.038.
- [212] Paschen, J., Wilson, M., Ferreira, J.J., 2020. Collaborative intelligence: How human and artificial intelligence create value along the B2B sales funnel. *Business Horizons* 63, 403–414. doi:10.1016/j.bushor.2020.01.003.
- [213] Pathak, A., Gupta, K., McAuley, J., 2017. Generating and personalizing bundle recommendations on steam, in: *Proceedings of the International ACM SIGIR Conference on Research and Development in Information Retrieval*, pp. 1073–1076.
- [214] Patnaik, P., Patnaik, B., 2022. The Influential Role of Trust in

- Understanding Online Product Recommendation System, in: Subudhi, R.N., Mishra, S., Saleh, A., Khezrimotlagh, D. (Eds.), *Future of Work and Business in Covid-19 Era*, pp. 155–170. doi:10.1007/978-981-19-0357-1\_14.
- [215] Patro, G.K., Porcaro, L., Mitchell, L., Zhang, Q., Zehlike, M., Garg, N., 2022. Fair ranking: a critical review, challenges, and future directions, in: *Proceedings of the ACM Conference on Fairness, Accountability, and Transparency*, pp. 1929–1942. doi:10.1145/3531146.3533238.
- [216] Pei, C., Yang, X., Cui, Q., Lin, X., Sun, F., Jiang, P., Ou, W., Zhang, Y., 2019. Value-aware Recommendation based on Reinforcement Profit Maximization, in: *Proceedings of the International Conference on World Wide Web*, pp. 3123–3129.
- [217] Pisharath, 2005. NU-MineBench version 2.0 dataset and technical report. URL: <http://cucis.ece.northwestern.edu/projects/DMS/MineBench>.
- [218] Piton, T., Blanchard, J., Guillet, F., 2011. CAPRE: A New Methodology for Product Recommendation Based on Customer Actionability and Profitability, in: *Proceedings of the IEEE International Conference on Data Mining Workshops*, pp. 466–473. doi:10.1109/ICDMW.2011.42.
- [219] Pitoura, E., Stefanidis, K., Koutrika, G., 2022. Fairness in Rankings and Recommendations: An Overview. *The VLDB Journal* doi:10.1007/s00778-021-00697-y.
- [220] Qu, M., Zhu, H., Liu, J., Liu, G., Xiong, H., 2014. A cost-effective recommender system for taxi drivers, in: *Proceedings of the ACM SIGKDD International Conference on Knowledge Discovery and Data Mining*, pp. 45–54. doi:10.1145/2623330.2623668.
- [221] Rabanser, U., Ricci, F., 2005. Recommender Systems: Do They Have a Viable Business Model in e-Tourism?, in: Frew, A.J. (Ed.), *Information and Communication Technologies in Tourism 2005*, pp. 160–171. doi:10.1007/3-211-27283-6\_15.
- [222] Rauch, A., Frese, M., Utsch, A., 2005. Effects of Human Capital and Long-Term Human Resources Development and Utilization on Employment Growth of Small-Scale Businesses: A Causal Analysis. *Entrepreneurship Theory and Practice*.
- [223] Ren, J., Kauffman, R.J., King, D., 2019. Two-Sided Value-Based Music Artist Recommendation in Streaming Music Services, in: *Proceedings of the Hawaii International Conference on System Sciences*.
- [224] Ren, J., Zhang, Y., 2021. Is All-Win Possible? A Novel Smart Contracts-based Music Recommendation System, in: *Proceedings of the International Conference on Information Communication and Management*, pp. 18–23. doi:10.1145/3484399.3484402.
- [225] Rendle, S., 2022. Item Recommendation from Implicit Feedback, in: Ricci, F., Rokach, L., Shapira, B. (Eds.), *Recommender Systems Handbook*, pp. 143–171. doi:10.1007/978-1-0716-2197-4\_4.
- [226] Rendle, S., Krichene, W., Zhang, L., Anderson, J., 2020. Neural Collaborative Filtering vs. Matrix Factorization Revisited, in: *Proceedings of the ACM Conference on Recommender Systems*, pp. 240–248. doi:10.1145/3383313.3412488.
- [227] Resnick, P., Varian, H.R., 1997. Recommender systems. *Communications of the ACM* 40.
- [228] Richardson, M., Domingos, P., 2002. Mining knowledge-sharing sites for viral marketing, in: *Proceedings of the ACM SIGKDD International Conference on Knowledge Discovery and Data Mining*, pp. 61–70.
- [229] Rohde, D., Bonner, S., Dunlop, T., Vasile, F., Karatzoglou, A., 2018. RecoGym: A Reinforcement Learning Environment for the problem of Product Recommendation in Online Advertising.
- [230] Sato, M., Izumo, H., Sonoda, T., 2015. Discount Sensitive Recommender System for Retail Business, in: *Proceedings of the Workshop on Emotions and Personality in Personalized Systems*, pp. 33–40. doi:10.1145/2809643.2809646.
- [231] Schafer, J.B., Konstan, J., Riedl, J., 1999. Recommender Systems in E-Commerce, in: *Proceedings of the ACM Conference on Electronic Commerce*, pp. 158–166. doi:10.1145/336992.337035.
- [232] Scholz, M., Dorner, V., Franz, M., Hinz, O., 2015. Measuring consumers’ willingness to pay with utility-based recommendation systems. *Decision Support Systems* 72, 60–71. doi:10.1016/j.dss.2015.02.006.
- [233] Scott, J., 2000. Rational choice theory. *Understanding contemporary society: Theories of the present* 129, 126–138.
- [234] Senecal, S., Nantel, J., 2004. The influence of online product recommendations on consumers’ online choices. *Journal of Retailing* 80, 159–169. doi:10.1016/j.jretai.2004.04.001.
- [235] Seymen, S., Sachs, A.L., Malthouse, E.C., 2022. Making smart recommendations for perishable and stockout products, in: *Proceedings of the Workshop on Multi-Objective Recommender Systems*.
- [236] Shih, Y., Liu, D., 2008. Product recommendation approaches: Collaborative filtering via customer lifetime value and customer demands. *Expert Systems with Applications* 35, 350–360. doi:10.1016/j.eswa.2007.07.055.
- [237] Shih, Y.Y., Liu, D.R., 2005. Hybrid Recommendation Approaches: Collaborative Filtering via Valuable Content Information, in: *Proceedings of the Hawaii International Conference on System Sciences*.
- [238] Shiu, Y., Guo, C., Zhang, M., Liu, Y., Ma, S., 2018. Identifying Price Sensitive Customers in E-commerce Platforms for Recommender Systems, in: Zhang, S., Liu, T.Y., Li, X., Guo, J., Li, C. (Eds.), *Information Retrieval*. volume 11168, pp. 225–236. doi:10.1007/978-3-030-01012-6\_18.
- [239] Sun, Z., Yang, J., Feng, K., Fang, H., Qu, X., Ong, Y.S., 2022. Revisiting Bundle Recommendation: Datasets, Tasks, Challenges and Opportunities for Intent-aware Product Bundling, in: *Proceedings of the International ACM SIGIR Conference on Research and Development in Information Retrieval*, pp. 2900–2911. doi:10.1145/3477495.3531904.
- [240] Sun, Z., Yu, D., Fang, H., Yang, J., Qu, X., Zhang, J., Geng, C., 2020. Are We Evaluating Rigorously? Benchmarking Recommendation for Reproducible Evaluation and Fair Comparison, in: *Proceedings of the ACM Conference on Recommender Systems*, pp. 23–32. doi:10.1145/3383313.3412489.
- [241] Sutton, R.S., Barto, A.G., 2018. *Reinforcement learning: An introduction*. MIT press.
- [242] Tabaei, Z., Fathian, M., 2012. Using Customer lifetime Value Model for Product Recommendation: An Electronic Retailing Case Study. *International Journal of e-Education, e-Business, e-Management and e-Learning* 2.
- [243] Teece, D.J., 1981. Internal Organization and Economic Performance: An Empirical Analysis of the Profitability of Principal Firms. *The Journal of Industrial Economics* 30, 173. doi:10.2307/2098201.
- [244] Theocharous, G., Thomas, P.S., Ghavamzadeh, M., 2015. Personalized Ad Recommendation Systems for Life-Time Value Optimization with Guarantees, in: *Proceedings of the International Conference on World Wide Web*, p. 7. doi:10.1145/2740908.2741998.
- [245] Ting-Kai Hwang, Yung-Ming Li, 2014. Optimal Recommendation and Long-Tail Provision Strategies for Content Monetization, in: *Proceedings of the Hawaii International Conference on System Sciences*, pp. 1316–1323. doi:10.1109/HICSS.2014.169.
- [246] Tintarev, N., Masthoff, J., 2007. A Survey of Explanations in Recommender Systems, in: *Proceedings of the IEEE International Conference on Data Engineering Workshop*, pp. 801–810. doi:10.1109/ICDEW.2007.4401070.
- [247] Tsao, C.C., Tang, C.Y., Chang, Y.W., Sung, Y.H., Chien, S.Y., Lin, S.Y., 2023. The Influence of a Robot Recommender System on Impulse Buying Tendency, in: *Companion Proceedings of the ACM/IEEE International Conference on Human-Robot Interaction*, pp. 672–676. doi:10.1145/3568294.3580171.
- [248] Uzawa, H., 1962. Production functions with constant elasticities of substitution. *The Review of Economic Studies* 29, 291–299.
- [249] Venermo, A., Rantala, J., Holopainen, T., 2020. From Sales Funnel to Customer Journey, in: Kantola, J.I., Nazir, S., Salminen, V. (Eds.), *Advances in Human Factors, Business Management and Leadership*. volume 1209, pp. 200–206. doi:10.1007/978-3-

030-50791-6\_25.

- [250] Venkatesh, R., Mahajan, V., 2009. The Design and Pricing of Bundles: A Review of Normative Guidelines and Practical Approaches, in: *Handbook of Pricing Research in Marketing*, pp. 232–257. doi:10.4337/9781848447448.00020.
- [251] Ventatesan, 2007. *Dunnhumby - the complete journey*.
- [252] Wadhwa, S., Ranjan, A., Xu, S., Cho, J.H.D., Kumar, S., Achan, K., 2020. Personalizing Item Recommendation via Price Understanding, in: *Proceedings of the Workshop on the Impact of Recommender Systems*.
- [253] Wang, C., Chen, G., Wei, Q., Liu, G., Guo, X., 2019. Personalized Promotion Recommendation Through Consumer Experience Evolution Modeling, in: *Kearfott, R.B., Batyrshin, I., Reformat, M., Ceberio, M., Kreinovich, V. (Eds.), Fuzzy Techniques: Theory and Applications*. volume 1000, pp. 692–703. doi:10.1007/978-3-030-21920-8\_61.
- [254] Wang, C., Guo, X., Liu, G., Chen, G., 2020. Personalized Promotion Recommendation: A Dynamic Adaptation Modeling Approach, in: *Proceedings of the International Conference on Information Systems*.
- [255] Wang, H., Du, R., Ai, S., Chi, Z., 2015. The Moderating Role of Perceived Effectiveness of Provider Recommendations on Consumers' Satisfaction, Trust, and Online Repurchase Intention, in: *Fui-Hoon Nah, F., Tan, C.H. (Eds.), HCI in Business*. volume 9191, pp. 382–391. doi:10.1007/978-3-319-20895-4\_35.
- [256] Wang, H.F., Wu, C.T., 2009. A mathematical model for product selection strategies in a recommender system. *Expert Systems with Applications* 36, 7299–7308. doi:10.1016/j.eswa.2008.09.006.
- [257] Wang, H.F., Wu, C.T., 2012. A strategy-oriented operation module for recommender systems in E-commerce. *Computers and Operations Research* 39, 1837–1849. doi:10.1016/j.cor.2010.03.011.
- [258] Wang, J., Zhang, Y., 2011. Utilizing marginal net utility for recommendation in e-commerce, in: *Proceedings of the International ACM SIGIR Conference on Research and Development in Information Retrieval*, pp. 1003–1012. doi:10.1145/2009916.2010050.
- [259] Wang, K., FraserUniversity, S., Su, M.Y.T., 2002a. Item Selection By "Hub-Authority" Profit Ranking, in: *Proceedings of the ACM SIGKDD International Conference on Knowledge Discovery and Data Mining*, pp. 652–657. doi:10.1145/775047.775144.
- [260] Wang, K., Zhou, S., 2005. Mining Customer Value: From Association Rules to Direct Marketing. *Data Mining and Knowledge Discovery* doi:10.1007/s10618-005-1355-x.
- [261] Wang, K., Zhou, S., Han, J., 2002b. Profit Mining: From Patterns to Actions, in: *Goos, G., Hartmanis, J., van Leeuwen, J., Jensen, C.S., Šaltenis, S., Jeffery, K.G., Pokorný, J., Bertino, E., Böhm, K., Jarke, M. (Eds.), Advances in Database Technology*. volume 2287, pp. 70–87. doi:10.1007/3-540-45876-X\_7.
- [262] Wang, W., Qiu, L., Kim, D., Benbasat, I., 2016. Effects of rational and social appeals of online recommendation agents on cognition- and affect-based trust. *Decision Support Systems* 86, 48–60. doi:10.1016/j.dss.2016.03.007.
- [263] Wang, W., Wang, M., 2019. Effects of Sponsorship Disclosure on Perceived Integrity of Biased Recommendation Agents: Psychological Contract Violation and Knowledge-Based Trust Perspectives. *Information Systems Research* 30, 507–522. doi:10.1287/isre.2018.0811.
- [264] Wang, Y.F., Chiang, D.A., Hsu, M.H., Lin, C.J., Lin, I.L., 2009. A recommender system to avoid customer churn: A case study. *Expert Systems with Applications* 36, 8071–8075. doi:10.1016/j.eswa.2008.10.089.
- [265] Wu, H., Zhang, H., Li, L., Chen, Z., Zhu, F., Fang, X., 2022. Cheaper Is Better: Exploring Price Competitiveness for Online Purchase Prediction, in: *Proceedings of the IEEE International Conference on Data Engineering*, pp. 3399–3412. doi:10.1109/ICDE53745.2022.00320.
- [266] Wu, L., Hu, D., Hong, L., Liu, H., 2018. Turning Clicks into Purchases: Revenue Optimization for Product Search in E-Commerce, in: *Proceedings of the International ACM SIGIR Conference on Research and Development in Information Retrieval*, pp. 365–374. doi:10.1145/3209978.3209993.
- [267] Wu, Q., Wang, H., Hong, L., Shi, Y., 2017. Returning is Believing: Optimizing Long-term User Engagement in Recommender Systems, in: *Proceedings of the ACM on Conference on Information and Knowledge Management*, pp. 1927–1936. doi:10.1145/3132847.3133025.
- [268] Wu, Y.J., Teng, W.G., 2011. An enhanced recommendation scheme for online grocery shopping, in: *Proceedings of the IEEE International Symposium on Consumer Electronics*, pp. 410–415. doi:10.1109/ISCE.2011.5973860.
- [269] Xiao, B., Benbasat, I., 2018. An empirical examination of the influence of biased personalized product recommendations on consumers' decision making outcomes. *Decision Support Systems* 110, 46–57. doi:10.1016/j.dss.2018.03.005.
- [270] Xu, Z., Han, Y., Zhang, Y., Ai, Q., 2020. E-commerce Recommendation with Weighted Expected Utility, in: *Proceedings of the ACM International Conference on Information and Knowledge Management*, pp. 1695–1704. doi:10.1145/3340531.3411993.
- [271] Yan, R., Bandyopadhyay, S., 2011. The profit benefits of bundle pricing of complementary products. *Journal of Retailing and Consumer Services* 18, 355–361. doi:10.1016/j.jretconser.2011.04.001.
- [272] Yang, R., Xu, M., Jones, P., Samatova, N., 2017. Real time utility-based recommendation for revenue optimization via an adaptive online Top-K high utility itemsets mining model, in: *Proceedings of the International Conference on Natural Computation, Fuzzy Systems and Knowledge Discovery*, pp. 1859–1866. doi:10.1109/FSKD.2017.8393050.
- [273] Yang, T.C., Lai, H., 2006. Comparison of product bundling strategies on different online shopping behaviors. *Electronic Commerce Research and Applications* 5, 295–304. doi:10.1016/j.elerap.2006.04.006.
- [274] Yanping, W., Yan, C., 2012. Psychology reactance to online recommendations: The influence of time pressure, in: *Proceedings of the International Conference on System Science, Engineering Design and Manufacturing Informatization*, pp. 347–350. doi:10.1109/ICSSEM.2012.6340745.
- [275] Yi, S., Kim, D., Ju, J., 2022. Recommendation technologies and consumption diversity: An experimental study on product recommendations, consumer search, and sales diversity. *Technological Forecasting and Social Change* 178, 121486. doi:10.1016/j.techfore.2022.121486.
- [276] Zehlike, M., Yang, K., Stoyanovich, J., 2023a. Fairness in Ranking, Part I: Score-Based Ranking. *ACM Computing Surveys* 55, 1–36. doi:10.1145/3533379.
- [277] Zehlike, M., Yang, K., Stoyanovich, J., 2023b. Fairness in Ranking, Part II: Learning-to-Rank and Recommender Systems. *ACM Computing Surveys* 55, 1–41. doi:10.1145/3533380.
- [278] Zhan, R., Christakopoulou, K., Le, Y., Ooi, J., Mladenov, M., Beutel, A., Boutilier, C., Chi, E., Chen, M., 2021. Towards Content Provider Aware Recommender Systems: A Simulation Study on the Interplay between User and Provider Utilities, in: *Proceedings of the Web Conference*, pp. 3872–3883. doi:10.1145/3442381.3449889.
- [279] Zhang, H., Zhao, P., Xian, X., Sheng, V.S., Hao, Y., Cui, Z., 2022a. Click is Not Equal to Purchase: Multi-task Reinforcement Learning for Multi-behavior Recommendation, in: *Chbeir, R., Huang, H., Silvestri, F., Manolopoulos, Y., Zhang, Y. (Eds.), Proceedings of the Conference on Web Information Systems Engineering*. volume 13724, pp. 443–459. doi:10.1007/978-3-031-20891-1\_32.
- [280] Zhang, J., Curley, S.P., 2018. Exploring Explanation Effects on Consumers' Trust in Online Recommender Agents. *International Journal of Human-Computer Interaction* 34, 421–432. doi:10.1080/10447318.2017.1357904.
- [281] Zhang, W., Wang, J., Chen, B., Zhao, X., 2013. To personalize or not: a risk management perspective, in: *Proceedings of the ACM Conference on Recommender Systems*, pp. 229–236.

- doi:10.1145/2507157.2507167.
- [282] Zhang, X., Ferreira, P., Godinho de Matos, M., Belo, R., 2021. Welfare Properties of Profit Maximizing Recommender Systems: Theory and Results from a Randomized Experiment. *MIS Quarterly* 45, 1–43. doi:10.25300/MISQ/2021/14971.
- [283] Zhang, X., Xu, B., Yang, L., Li, C., Ma, F., Liu, H., Lin, H., 2022b. Price DOES Matter!: Modeling Price and Interest Preferences in Session-based Recommendation, in: *Proceedings of the International ACM SIGIR Conference on Research and Development in Information Retrieval*, pp. 1684–1693. doi:10.1145/3477495.3532043.
- [284] Zhang, X., Zhao, J., LeCun, Y., 2015. Character-level convolutional networks for text classification. *Advances in Neural Information Processing Systems* 28.
- [285] Zhang, Y., Chen, X., 2020. Explainable Recommendation: A Survey and New Perspectives. *Foundations and Trends in Information Retrieval* 14, 1–101. doi:10.1561/15000000066.
- [286] Zhang, Y., Zhang, Y., Friedman, D., 2017a. Economic recommendation based on pareto efficient resource allocation, in: *Proceedings of the ACM International Conference on Web Search and Data Mining*.
- [287] Zhang, Y., Zhao, Q., Zhang, Y., Friedman, D., Zhang, M., Liu, Y., Ma, S., 2016. Economic Recommendation with Surplus Maximization, in: *Proceedings of the International Conference on World Wide Web*, pp. 73–83. doi:10.1145/2872427.2882973.
- [288] Zhang, Z., Chen, N., Wang, J., Si, L., 2017b. SMART: Sponsored mobile app recommendation by balancing app downloads and appstore profit, in: *Proceedings of the IEEE International Conference on Big Data*, pp. 1600–1609. doi:10.1109/BigData.2017.8258094.
- [289] Zhao, Q., Zhang, Y., Friedman, D., Tan, F., 2015. E-commerce Recommendation with Personalized Promotion, in: *Proceedings of the ACM Conference on Recommender Systems*, pp. 219–226. doi:10.1145/2792838.2800178.
- [290] Zhao, Q., Zhang, Y., Zhang, Y., Friedman, D., 2017. Multi-Product Utility Maximization for Economic Recommendation, in: *Proceedings of the ACM International Conference on Web Search and Data Mining*, pp. 435–443. doi:10.1145/3018661.3018674.
- [291] Zhao, W.X., Lin, Z., Feng, Z., Wang, P., Wen, J.R., 2023. A Revisiting Study of Appropriate Offline Evaluation for Top- $N$  Recommendation Algorithms. *ACM Transactions on Information Systems* 41, 1–41. doi:10.1145/3545796.
- [292] Zhao, Y., Zhou, Y.H., Ou, M., Xu, H., Li, N., 2020. Maximizing Cumulative User Engagement in Sequential Recommendation: An Online Optimization Perspective, in: *Proceedings of the ACM SIGKDD International Conference on Knowledge Discovery and Data Mining*, pp. 2784–2792. doi:10.1145/3394486.3403329.
- [293] Zheng, Y., 2019. Utility-based multi-criteria recommender systems, in: *Proceedings of the SIGAPP Symposium on Applied Computing*, pp. 2529–2531. doi:10.1145/3297280.3297641.
- [294] Zheng, Y., Gao, C., He, X., Jin, D., Li, Y., 2021. Incorporating Price into Recommendation with Graph Convolutional Networks. *IEEE Transactions on Knowledge and Data Engineering*, 1–1doi:10.1109/TKDE.2021.3091160.
- [295] Zheng, Y., Gao, C., He, X., Li, Y., Jin, D., 2020. Price-aware Recommendation with Graph Convolutional Networks, in: *Proceedings of the IEEE International Conference on Data Engineering*, pp. 133–144. doi:10.1109/ICDE48307.2020.00019.
- [296] Zheng, Y., Pu, A., 2018. Utility-Based Multi-Stakeholder Recommendations by Multi-Objective Optimization, in: *Proceedings of the IEEE/WIC/ACM International Conference on Web Intelligence*, pp. 128–135. doi:10.1109/WI.2018.00-98.
- [297] Zheng, Y., Wang, D.X., 2022. A survey of recommender systems with multi-objective optimization. *Neurocomputing* 474, 141–153. doi:10.1016/j.neucom.2021.11.041.
- [298] Zhou, B., Zou, T., 2021. Competing for Recommendations: The Strategic Impact of Personalized Product Recommendations in Online Marketplaces. *SSRN Electronic Journal* doi:10.2139/ssrn.3761350.
- [299] Zhou, C., Leng, M., Liu, Z., Cui, X., Yu, J., 2022. The impact of recommender systems and pricing strategies on brand competition and consumer search. *Electronic Commerce Research and Applications* 53, 101144. doi:10.1016/j.elerap.2022.101144.
- [300] Zhu, H., Li, X., Zhang, P., Li, G., He, J., Li, H., Gai, K., 2018. Learning tree-based deep model for recommender systems, in: *Proceedings of the ACM SIGKDD International Conference on Knowledge Discovery and Data Mining*, pp. 1079–1088.
- [301] Zhu, T., Harrington, P., Li, J., Tang, L., 2014. Bundle recommendation in ecommerce, in: *Proceedings of the International ACM SIGIR Conference on Research and Development in Information Retrieval*, pp. 657–666. doi:10.1145/2600428.2609603.
- [302] Ziegler, C.N., McNee, S.M., Konstan, J.A., Lausen, G., 2005. Improving recommendation lists through topic diversification, in: *Proceedings of the International Conference on World Wide Web*. doi:10.1145/1060745.1060754.
- [303] Zou, L., Xia, L., Ding, Z., Song, J., Liu, W., Yin, D., 2019. Reinforcement Learning to Optimize Long-term User Engagement in Recommender Systems, in: *Proceedings of the ACM SIGKDD International Conference on Knowledge Discovery and Data Mining*, pp. 2810–2818. doi:10.1145/3292500.3330668.