

WS-SfMLearner: Self-supervised Monocular Depth and Ego-motion Estimation on Surgical Videos with Unknown Camera Parameters

Ange Lou¹, Jack Noble¹

Department of Electrical Engineering¹, Vanderbilt University, Nashville TN, USA

{ange.lou, [jack.noble](mailto:jack.noble@vanderbilt.edu)}@vanderbilt.edu

Abstract

Depth estimation in surgical video plays a crucial role in many image-guided surgery procedures. However, it is difficult and time consuming to create depth map ground truth datasets in surgical videos due in part to inconsistent brightness and noise in the surgical scene. Therefore, building an accurate and robust self-supervised depth and camera ego-motion estimation system is gaining more attention from the computer vision community. Although several self-supervision methods alleviate the need for ground truth depth maps and poses, they still need known camera intrinsic parameters, which are often missing or not recorded. Moreover, the camera intrinsic prediction methods in existing works depend heavily on the quality of datasets. In this work, we aimed to build a self-supervised depth and ego-motion estimation system which can predict not only accurate depth maps and camera pose, but also camera intrinsic parameters. We proposed a cost-volume-based supervision manner to give the system auxiliary supervision for camera parameters prediction. The experimental results showed that the proposed method improved the accuracy of estimated camera parameters, ego-motion, and depth estimation.

Keywords: Self-supervised learning, Unknown camera, Depth estimation, Ego-motion estimation

Description of Purpose

Depth estimation from surgical images plays an important role in the field of image-guided surgery, such as 3D surgical scene reconstruction, navigation, and augmented reality (AR). Currently, numerous fully supervised [1] and self-supervised [2] methods have been introduced to estimate depth maps. While fully supervised networks exhibit impressive accuracy in depth prediction, they come with a significant limitation - they demand vast quantities of well-annotated data for training. To address this limitation and make depth estimation more practical, self-supervised methods like SfMLearner [2] have emerged as an alternative approach. They leverage the abundance of information present in image sequences to learn depth without explicit depth annotations. However, to achieve promising performance by self-supervised methods, a large dataset is crucial. There are many surgical video datasets [3][4] that do not provide the camera intrinsic parameters or camera motion data, which prevent using those data to train existing unsupervised depth estimation networks. The recently proposed method [5] addresses the challenges related to unknown camera parameters in the field of autonomous driving. However, the accuracy of this method is heavily dependent on the dataset itself. For example, a dataset with more camera rotations enables more accurate camera intrinsic prediction [5]. Therefore, we hypothesize that a camera intrinsic self-supervision strategy can improve the depth and ego-motion estimation performance. And our contributions are as follows: To the best of our knowledge, our proposed method, which we call "WS-SfMLearner" for Wild, Surgical SfM-Learner, is the first that estimates the relative depth of the surgical scene and camera ego-motion using monocular camera video frames with unknown camera positions and intrinsic parameters. Further, we design a cost-volume-based camera intrinsic parameter self-supervision method to train a CNN-based camera intrinsic parameter prediction module. This leads to improved relative depth and ego-motion estimate with WS-SfMLearner. Because WS-SfMLearner does not rely on known camera positions, intrinsic parameters, or stereo images, it is widely applicable to many surgical video datasets.

Method

In this section, we will first introduce the baseline self-supervised system we used – AF-SfMLearner [6]. Then we show the details of the camera intrinsic prediction CNN we propose. Finally, we introduce the cost-volume-based method to supervise the camera CNN training.

A. Baseline: AF-SfMLearner

AF-SfMLearner as shown in Fig. 1 contains a depth network (DepthNet) and pose network (PoseNet) to predict the depth map of the target frame ($I^t(p)$) and ego-motion from the target to the source frame ($I^s(p)$). In addition, AF-SfMLearner also uses OFNet to predict the optical flow between target and source frame. The optical flow is used to generate the source-to-target frame and the visibility mask. And

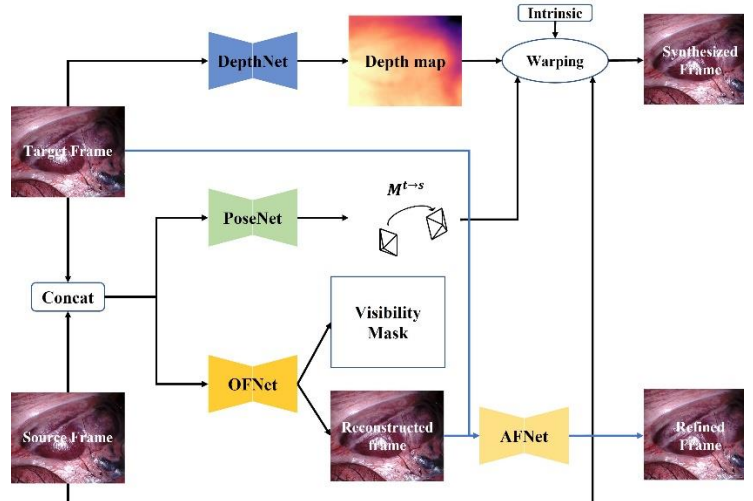


Fig 1. Architecture of AF-SfMLearner.

then the original target frame and source-to-target are sent into AFNet to do brightness calibration to generate a refined target frame.

B. Camera Intrinsic CNN

The architecture of camera intrinsic CNN is shown in Fig. 2. We choose the pretrained ResNet-18 [7] as encoder, followed by a pose decoder and a camera decoder to predict the ego-motion and intrinsic matrix, respectively. In the camera decoder route, the feature from the encoder passes through a convolution layer and average pooling layer, then to the focal length convolution and offset convolution layer to generate the focal length and principal point offset of camera intrinsic parameters.

C. Cost Volume

Our cost volume module was inspired by ManyDepth [8], which aims to measure the geometric compatibility at different depth values between the pixels from target and source frames from the input videos. Our cost volume module architecture is shown in Fig. 3. It shares the same PoseNet and CameraNet with AF-SfMLearner to generate ego-motion and camera intrinsic parameters. Then we also use ResNet-18 as the encoder to extract the feature maps of target and source frames. In the cost volume computing, we only use past frames as nearby view of target frames, $I^s(p) \in \{I^{t-1}(p), \dots, I^{t-N}(p)\}$. Then we define a set of ordered depth planes \mathcal{P} , each perpendicular to the optical axis at I^t . The depth planes are linearly distributed between d_{min} and d_{max} . After warping source feature maps with predicted ego-motion, intrinsic parameters, and defined depth plane to target domain, we calculate the l_1 distance between target feature map f^t and synthesized target feature map $f^{s \rightarrow t}$ to build the cost volume. Then we use DepthNet to predict target depth map from the cost volume, which permits the network to leverage inputs from multiple viewpoints.

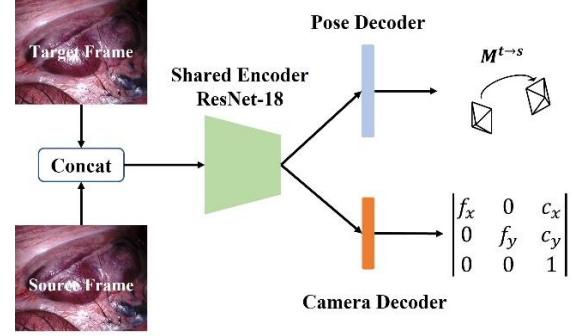


Fig 2. Architecture of camera prediction CNN.

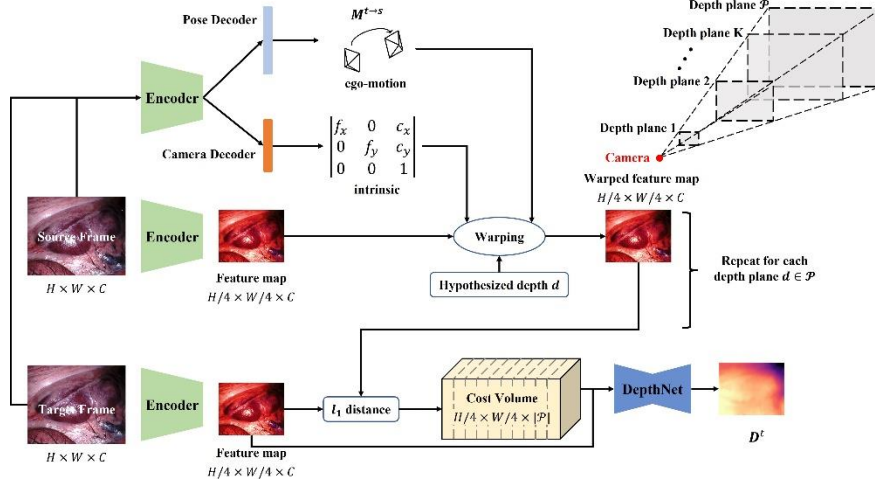


Fig 3. Architecture of cost volume module

D. WS-SfMLearner

In previous sections we introduce the architecture of each component. In this section, we will outline the overall structure of our WS-SfMLearner system as shown in Fig. 4. A pair of target and source frames are sent to the camera intrinsic module to obtain the predicted camera intrinsic matrix. And then these image pairs are fed into baseline and cost volume modules to generate depth maps D_{sfm}^t and D_c^t , respectively. The whole system is supervised by the consistency loss between D_{sfm}^t and D_c^t .

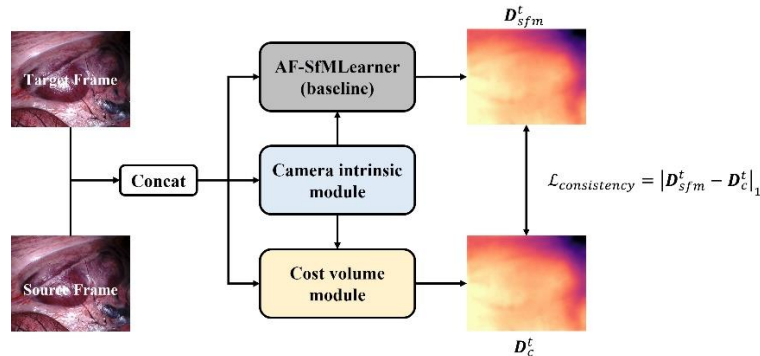


Fig 4. Architecture of WS-SfMLearner

Experiments

The proposed model is developed in PyTorch [9]. All encoders in AF-SfMLearner, camera intrinsic module and cost volume module use ResNet-18 pretrained on ImageNet [10], and the architecture of DepthNet and PoseNet are the same as the classic SfMLearner. For baseline – AF-SfMLearner, we choose α , κ , λ_1 , λ_2 and λ_3 equal to 0.85, 1, 0.01, 0.001 and 0.0001, respectively. For the cost volume module, we set $d_{\min}=0.1$ and $d_{\max}=10$. We choose Adam optimizer with $\beta_1=0.9$ and $\beta_2=0.99$, batch size is 12 and initial learning rate is $1e-4$. And learning rate is multiplied by 0.1 after each 10 epochs. The total epochs we set to 20. We set the resolution of input image to 320×256 . And the whole system is training on a single RTX A5000 GPU.

We test our novel method and compared with other state-of-the-arts such as SfMLearner [2], Monodepth2 [11], HR-Depth [12], Li et al [13], Li et al [14] (MICCAI’22) and AF-SfMLearner [6] on SCARED dataset [15]. The dataset contains 9 various scenes, and we divided it at 8:1:1 ratio for training, validation and testing based on video sequence.

Results

In the depth evaluation phase, we use the DepthNet from AF-SfMLearner to predict the final depth maps. Then we scaled the depth maps with median scaling from SfMLearner [2]. The scaled depth maps are capped at 200 mm on the SCARED dataset.

Table 1 shows the quantitative results for depth estimation. The depth estimation results show even with unknown camera intrinsic parameters, our WS-SfMLearner could predict high quality depth maps competitive with other state-of-the-art methods. In Table 2, we show the ablation studies for camera intrinsic and cost volume modules and report the ego-motion, camera intrinsic parameters and depth estimation results. It is easy to observe that if we directly insert the intrinsic prediction module into baseline without the cost volume, the performance declines on both depth and ego-motion estimation. After we use cost volume module to provide auxiliary supervision, the rotation and trajectory errors decrease to less than baseline with given intrinsic parameters. In addition, we also visualize the prediction trajectory in Fig. 5, and it is clear to show that our proposed method helps the system predict more accurate camera motion trajectories.

Table 1. Comparison of proposed model with existing models for depth estimation evaluation. “ \uparrow ” and “ \downarrow ” denotes higher and lower is better, respectively.

	Abs Rel \downarrow	Sq Rel \downarrow	RMSE \downarrow	RMSE log \downarrow	$\delta < 1.25\uparrow$	$\delta < 1.25^2\uparrow$	$\delta < 1.25^3\uparrow$
SfMLearner	0.100	2.539	11.916	0.138	0.910	0.977	0.993
Monodepth2	0.075	0.827	7.538	0.100	0.943	0.995	0.999
HR-Depth	0.076	0.864	7.718	0.103	0.941	0.995	1.000
Li et al. [13]	0.066	0.715	6.684	0.089	0.952	0.995	1.000
Li et al. [14]	0.062	0.654	6.649	0.086	0.956	0.997	1.000
AF-SfMLearner	0.065	0.575	5.763	0.093	0.957	0.995	0.999
Ours	0.062	0.565	5.754	0.089	0.968	0.995	0.999

Table 2. Ablation studies for proposed module for ego-motion, camera intrinsic parameters and depth evaluation. For ego motion and camera intrinsic parameters evaluation, we calculate the l_2 norm between prediction and ground truth, and results are shown in **mean \pm std** form. For depth estimation, we report scores of five measurement metrics. (Note: Rotation, trajectory and camera intrinsic are normalized to [0,1] to calculate the accuracy, and the camera intrinsic ground truth is $f_x = 0.82, f_y = 1.02, c_x = c_y = 0.5$.)

	Method	Baseline	Baseline + Camera	Baseline + Camera + Cost Volume
Ego motion	Rotation error	0.0433 \pm 0.0232	0.0490 \pm 0.0234	0.0400\pm0.0221
	Trajectory error	0.0871 \pm 0.0568	0.0996 \pm 0.0608	0.0737\pm0.0517
Intrinsic	f_x	-	0.86 \pm 0.005	0.81\pm0.003
	f_y	-	1.07 \pm 0.007	1.01\pm0.004
	c_x	-	0.503 \pm 0.005	0.501\pm0.003
	c_y	-	0.505 \pm 0.004	0.498\pm0.003
Depth	Abs Rel \downarrow	0.065	0.068	0.062
	Sq Rel \downarrow	0.575	0.616	0.565
	RMSE \downarrow	5.763	5.898	5.754
	RMSE log \downarrow	0.093	0.095	0.089
	$\delta < 1.25\uparrow$	0.957	0.952	0.968

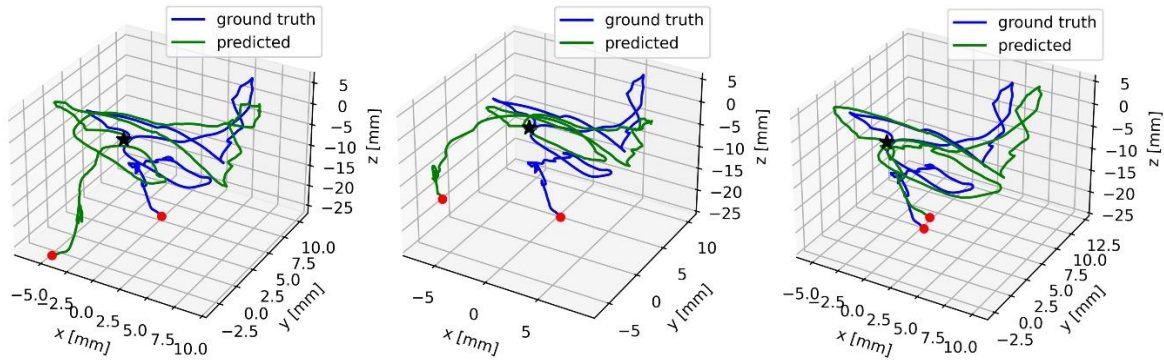


Fig 5. Visualization of trajectory. From left to right are trajectories predicted by baseline with given intrinsic, baseline with predicted intrinsic and our final version WS-SfMLearner.

New or breakthrough work to be presented (This work has not been presented elsewhere)

We introduce the camera intrinsic prediction module in surgical scene depth estimation task to solve the problem of learning from unknown surgical videos. Next, we proposed a cost volume supervision approach. From the experimental results of depth, ego-motion and intrinsic prediction, the proposed cost volume supervision manner improves the robustness and accuracy of the SfMLearner-based system when learning from unknown surgical videos.

Conclusions

WS-SfMLearner effectively addresses the challenge of accurately predicting depth maps for unknown surgical videos. Through extensive comparisons and ablation studies, we have demonstrated the superiority of our proposed supervision strategy in enhancing the accuracy of depth prediction in these challenging scenarios. The cost volume method can still be improved by learning depth plane distribution rather than using linear distribution directly, which will be considered in our future work.

References

- [1] Xu, Dan, et al. "Multi-scale continuous crfs as sequential deep networks for monocular depth estimation." *Proceedings of the IEEE conference on computer vision and pattern recognition*. 2017.
- [2] Zhou, Tinghui, et al. "Unsupervised learning of depth and ego-motion from video." *Proceedings of the IEEE conference on computer vision and pattern recognition*. 2017.
- [3] Ozyoruk, Kutsev Bengisu, et al. "EndoSLAM dataset and an unsupervised monocular visual odometry and depth estimation approach for endoscopic videos." *Medical image analysis* 71 (2021): 102058.
- [4] Zia, Aneeq, et al. "Surgical tool classification and localization: results and methods from the MICCAI 2022 SurgToolLoc challenge." *arXiv preprint arXiv:2305.07152* (2023).
- [5] Gordon, Ariel, et al. "Depth from videos in the wild: Unsupervised monocular depth learning from unknown cameras." *Proceedings of the IEEE/CVF International Conference on Computer Vision*. 2019. Wah, C., Branson, S., Welinder, P., Perona, P., & Belongie, S. (2011). The caltech-ucsd birds-200-2011 dataset.
- [6] Shao, Shuwei, et al. "Self-supervised monocular depth and ego-motion estimation in endoscopy: Appearance flow to the rescue." *Medical image analysis* 77 (2022): 102338.
- [7] He, Kaiming, et al. "Deep residual learning for image recognition." *Proceedings of the IEEE conference on computer vision and pattern recognition*. 2016.
- [8] Watson, Jamie, et al. "The temporal opportunist: Self-supervised multi-frame monocular depth." *Proceedings of the IEEE/CVF Conference on Computer Vision and Pattern Recognition*. 2021.
- [9] Paszke, Adam, et al. "Pytorch: An imperative style, high-performance deep learning library." *Advances in neural information processing systems* 32 (2019).
- [10] Deng, Jia, et al. "Imagenet: A large-scale hierarchical image database." *2009 IEEE conference on computer vision and pattern recognition*. Ieee, 2009.
- [11] Godard, Clément, et al. "Digging into self-supervised monocular depth estimation." *Proceedings of the IEEE/CVF international conference on computer vision*. 2019.
- [12] Lyu, Xiaoyang, et al. "Hr-depth: High resolution self-supervised monocular depth estimation." *Proceedings of the AAAI Conference on Artificial Intelligence*. Vol. 35. No. 3. 2021.
- [13] Li, Wenda, et al. "Spatially variant biases considered self-supervised depth estimation based on laparoscopic videos." *Computer Methods in Biomechanics and Biomedical Engineering: Imaging & Visualization* 10.3 (2022): 274-282.
- [14] Li, Wenda, et al. "Geometric Constraints for Self-supervised Monocular Depth Estimation on Laparoscopic Images with Dual-task Consistency." *International Conference on Medical Image Computing and Computer-Assisted Intervention*. Cham: Springer Nature Switzerland, 2022.
- [15] Allan, Max, et al. "Stereo correspondence and reconstruction of endoscopic data challenge." *arXiv preprint arXiv:2101.01133* (2021).