

Parameterized Complexity of Simultaneous Planarity^{*}

Simon D. Fink¹[0000-0002-2754-1195], Matthias Pfretzschner¹[0000-0002-5378-1694], and Ignaz Rutter¹[0000-0002-3794-4406]

Faculty of Informatics and Mathematics, University of Passau, Germany
 {finksim,pfretzschner,rutter}@fim.uni-passau.de

Abstract. Given k input graphs $G^{(1)}, \dots, G^{(k)}$, where each pair $G^{(i)}, G^{(j)}$ with $i \neq j$ shares the same graph G , the problem SIMULTANEOUS EMBEDDING WITH FIXED EDGES (SEFE) asks whether there exists a planar drawing for each input graph such that all drawings coincide on G . While SEFE is still open for the case of two input graphs, the problem is NP-complete for $k \geq 3$ [18].

In this work, we explore the parameterized complexity of SEFE. We show that SEFE is FPT with respect to k plus the vertex cover number or the feedback edge set number of the union graph $G^{\cup} = G^{(1)} \cup \dots \cup G^{(k)}$. Regarding the shared graph G , we show that SEFE is NP-complete, even if G is a tree with maximum degree 4. Together with a known NP-hardness reduction [1], this allows us to conclude that several parameters of G , including the maximum degree, the maximum number of degree-1 neighbors, the vertex cover number, and the number of cutvertices are intractable. We also settle the tractability of all pairs of these parameters. We give FPT algorithms for the vertex cover number plus either of the first two parameters and for the number of cutvertices plus the maximum degree, whereas we prove all remaining combinations to be intractable.

1 Introduction

Let $G^{(1)} = (V, E^{(1)}), \dots, G^{(k)} = (V, E^{(k)})$ denote k graphs on the same vertex set, where each pair $(G^{(i)}, G^{(j)})$ has a common *shared graph* $G^{(i)} \cap G^{(j)} = (V, E^{(i)} \cap E^{(j)})$. The problem SIMULTANEOUS EMBEDDING WITH FIXED EDGES (SEFE) asks whether there exist planar drawings $\Gamma^{(1)}, \dots, \Gamma^{(k)}$ of $G^{(1)}, \dots, G^{(k)}$, respectively, such that each pair $\Gamma^{(i)}, \Gamma^{(j)}$ induces the same drawing on the shared graph $G^{(i)} \cap G^{(j)}$ [10]. We refer to such a k -tuple of drawings as a *simultaneous drawing*. Unless stated otherwise, we assume that k is part of the input and not necessarily a constant. In this work, we focus on the restricted *sunflower case* of SEFE, where every pair of input graphs has the same shared graph G . For more than two input graphs, SEFE has been proven to be NP-complete [13], even in the sunflower case [18]. For two input graphs, however, SEFE remains open.

^{*} Funded by the Deutsche Forschungsgemeinschaft (German Research Foundation, DFG) under grant RU-1903/3-1.

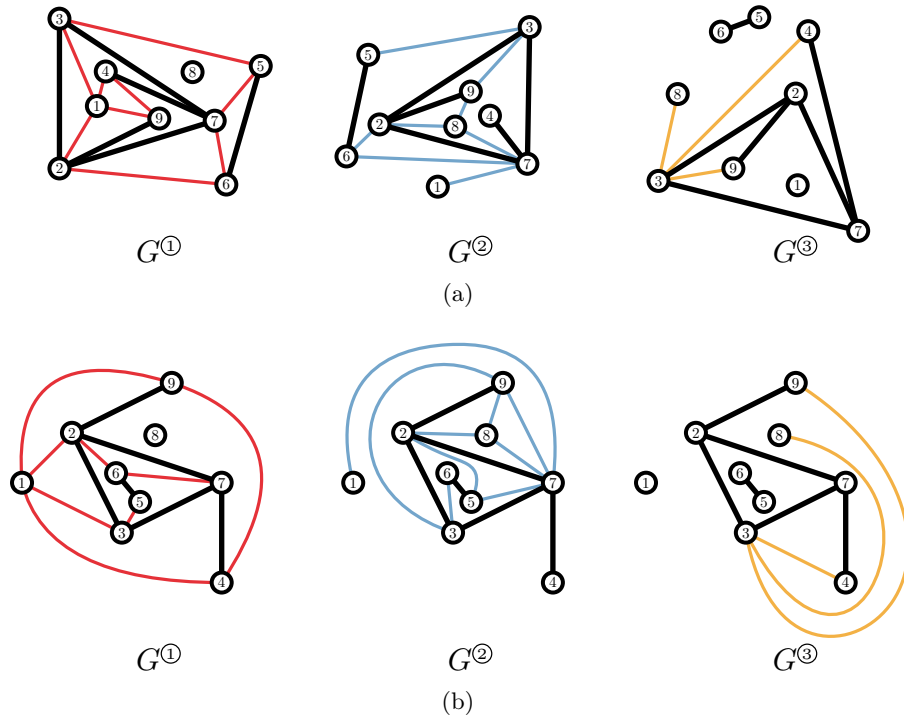


Fig. 1: (a) Three planar graphs $G^{\textcircled{1}}$, $G^{\textcircled{2}}$, and $G^{\textcircled{3}}$ with the shared graph G highlighted in black. (b) Planar drawings of the same three graphs, but the subgraph G is drawn the same way in all three drawings.

One of the main applications for the SEFE problem is dynamic graph drawing. Given a graph that changes over time, a visualization of k individual snapshots of the graph should aesthetically display the changes between successive snapshots. To this end, it is helpful to draw unchanged parts of the graph consistently. Figure 1 gives an example illustrating this for $k = 3$ snapshots. Using the same layout for the shared graph in Figure 1b notably simplifies recognizing similarities and differences when compared to the varying layouts in Figure 1a.

In recent years, SEFE received much attention and many algorithms solving restricted cases have been developed [6, 17]. Most notably, this includes the cases where every connected component of G is biconnected [5] or has a fixed embedding [7], and the case where G has maximum degree 3 [5]. Very recently, Fulek and Tóth [12] solved SEFE for $k = 2$ input graphs if the shared graph is connected and Bläsius et al. [4] later improved the running time from $O(n^{16})$ to quadratic using a reduction to the problem SYNCHRONIZED PLANARITY. For $k \geq 3$ input graphs, however, the same restricted case remains NP-complete [1].

$\text{vc}(G)$	✗																				Theorem 5
$\text{fes}(G)$	✗	✗																			Theorem 6
$\text{cc}(G)$	✗	✗	✗																		Theorem 8
$\text{cv}(G)$	✗	✗	✗	✗																	Theorem 9
Δ_1	✓	✗	✗	✗	✗	✗															Theorem 10
Δ	✓	✗	✗	✗	✓	✗	✗	✗													
$\Delta^\textcircled{\circ}$	✓	✗	✗	✗	✓	✗	✗	✗	✗	✗	✗	✗	✗								
Δ^\cup	✓	✗	✗	✗	✓	✗	✗	✗	✗	✗	✗	✗	✗	✗	✗	✗	✗	✗			
	$\text{vc}(G)$	$\text{fes}(G)$	$\text{cc}(G)$	$\text{cv}(G)$	Δ_1	Δ	$\Delta^\textcircled{\circ}$	Δ^\cup													

Fig. 2: Complexity of SEFE parameterized by combinations of the parameters of Section 4, assuming that the number of input graphs k is part of the input. Check marks indicate tractability and crosses indicate para-NP-hardness. If k is fixed, then Theorem 8 does not imply hardness, as the reduction requires an unbounded number of input graphs; the corresponding cells of the table are therefore still open. All other results also hold in this case.

Despite the plethora of work dealing with SEFE in restricted cases, we are not aware of parameterized approaches to SEFE.

In this work, we explore the parameterized complexity of SEFE. In Section 3, we consider parameters of the *union graph* $G^\cup = G^\textcircled{\circ} \cup \dots \cup G^\textcircled{\circ}$. We show that SEFE is FPT with respect to k plus the vertex cover number or the feedback edge set number of G^\cup . Additionally, we prove intractability for SEFE parameterized by the twin cover number of G^\cup . In Section 4, we turn to parameters of the shared graph G . We consider as parameters the vertex cover number $\text{vc}(G)$, the feedback edge set number $\text{fes}(G)$, the number of connected components $\text{cc}(G)$, the number of cutvertices $\text{cv}(G)$, the maximum number of degree-1 neighbors Δ_1 in G , the maximum degree Δ of G , the maximum degree $\Delta^\textcircled{\circ}$ among all input graphs, and the maximum degree Δ^\cup of the union graph. For the latter four parameters, note that $\Delta_1 \leq \Delta \leq \Delta^\textcircled{\circ} \leq \Delta^\cup$. Figure 2 gives an overview over these parameters together with their individual and pairwise tractabilities. In Section 4.1, we show that SEFE is NP-complete even if the shared graph is a tree with maximum degree 4. This allows us to conclude that most parameters and their combinations are intractable. The only exceptions are due to the FPT-algorithms from Section 4.2 for $\text{vc}(G) + \Delta_1$ and from Section 4.3 for $\text{cv}(G) + \Delta$. Due to space constraints, proofs for statements marked with a star are deferred to the full version [11].

2 Preliminaries

For $k \in \mathbb{N}$, we define $[k] := \{1, \dots, k\}$. Let $G = (V, E)$ be a simple graph. The *open neighborhood* $N_G(v)$ of a vertex $v \in V$ denotes the set of vertices adjacent

to v in G . The *closed neighborhood* $N_G[v] := N_G(v) \cup \{v\}$ additionally contains v . If the graph is clear from context, we simply write $N(v)$ and $N[v]$, respectively. An *induced subgraph* $H = (V', E')$ of G contains all edges $E' \subseteq E$ with both endpoints in a given set $V' \subseteq V$. The graph G is *connected*, if, for every pair $u, v \in V$, there exists a path between u and v in G . A *separating k -set* is a set $S \subseteq V$ with $|S| = k$ such that the graph $G - S$ obtained by removing S is disconnected. The *split components* of a separating k -set S are the maximal subgraphs of G that are not disconnected by removing S . A separating 1-set is also called a *cutvertex*, a separating 2-set is a *separating pair*. We say that G is *biconnected* if it contains no cutvertex and *triconnected* if it contains no separating pair. A maximal induced subgraph of G that is (bi-)connected is called a *(bi-)connected component* of G . A biconnected component is also called a *block*. A *wheel* is a graph that consists of a cycle and an additional vertex adjacent to every vertex of the cycle.

Parameterized Complexity. A parameterized problem $L \subseteq \Sigma^* \times \mathbb{N}$ is *fixed-parameter tractable (FPT)*, if L can be solved in time $f(k) \cdot n^{O(1)}$, where f is some computable function and k is the parameter. The problem L is *para-NP-hard* with respect to k if L is NP-hard even for constant values of k . For a graph $G = (V, E)$, a *vertex cover* is a vertex set $C \subseteq V$ such that every edge $e \in E$ is incident to a vertex in C . The *vertex cover number* $\text{vc}(G)$ is the size of a minimum vertex cover of G . The following lemma states that the vertex cover number of a planar graph gives an upper bound for the number of its high-degree vertices.

Lemma 1 (★). *Let $G = (V, E)$ be a planar graph and let $N_3 \subseteq V$ denote the set of vertices of degree at least 3 in G . Then $|N_3| \leq 3 \cdot \text{vc}(G)$.*

An edge $\{u, v\} \in E$ is a *twin edge* if $N[u] = N[v]$, that is, u and v have the same neighborhood. A set $C \subseteq V$ is a *twin cover* of G if every edge $e \in E$ is a twin edge or incident to a vertex of C . The *twin cover number* of G is the size of a minimum twin cover of G . A *feedback edge set* of G is an edge set $F \subseteq E$ such that $G - F$ is acyclic. The *feedback edge set number* $\text{fes}(G)$ is the minimum size of a feedback edge set of G .

SEFE. The graph $G^\cup = (V, \bigcup_{i \in [k]} E^{(i)})$ consisting of the edges of all input graphs is called the *union graph*. For brevity, we describe instances of SEFE using the union graph by marking every edge of G^\cup with the input graphs it is contained in. Every edge of G^\cup is either contained in exactly one input graph $G^{(i)}$, or in all of them. In the former case, we say that the edge is *(i)-exclusive*, in the latter case it is *shared*. The connected components of the shared graph are also called *shared components*.

Jünger and Schulz [14] showed that an instance of SEFE admits a simultaneous embedding if and only if there exist embeddings of the input graphs that are *compatible*, i.e., they satisfy the following two requirements: (1) The cyclic ordering of the edges around every vertex of G must be identical in all embeddings. (2) For every pair C and C' of connected components in G , the face of C that C' is embedded in must be the same in all embeddings. We call the former property *consistent edge orderings* and the latter property *consistent*



Fig. 3: (a) Vertices u and v of different types having different neighborhoods in the two input graphs. $G^{\textcircled{1}}$ is shown with thin black edges, $G^{\textcircled{2}}$ with thick blue edges, overlapping edges belong to G . (b) Vertices u and v of the same type.

relative positions [17]. Note that any SEFE instance with a non-planar input graph is a no-instance, we thus assume all input graphs to be planar. Furthermore, Bläsius et al. [5] showed that one can assume that the union graph is biconnected.

3 Parameters of the Union Graph

In this section, we study the parameters vertex cover number, feedback edge set number, and twin cover number of the union graph $G^{\cup} = G^{\textcircled{1}} \cup \dots \cup G^{\textcircled{k}}$. We give an FPT algorithm for each of the former two in combination with k and show the latter to be intractable.

3.1 Vertex Cover Number

For our first parameterization, we consider the vertex cover number of the union graph $\text{vc}(G^{\cup})$. We use a similar approach as Bhore et al. [2] in their parameterization of the problem BOOK THICKNESS. Let C be a minimum vertex cover of G^{\cup} of size $\varphi := \text{vc}(G^{\cup})$ and let k be the number of input graphs. For every vertex $v \in V \setminus C$, note that $N_{G^{\cup}}(v) \subseteq C$, as otherwise there would be an edge in G^{\cup} not covered by C . We group the vertices of $V(G^{\cup}) \setminus C$ into *types* based on their neighborhood in all input graphs, i.e., two vertices v_1 and v_2 are of the same type if and only if $N_{G^{\textcircled{i}}}(v_1) = N_{G^{\textcircled{i}}}(v_2)$ for all $i \in [k]$; see Figure 3. Let \mathcal{P} denote the partition of $V \setminus C$ based on the types of vertices. Let $\mathcal{P}_{\geq 3} \subseteq \mathcal{P}$ be the types of \mathcal{P} whose vertices have degree at least 3 in some input graph $G^{\textcircled{i}}$ and let $\mathcal{P}_{\leq 2} := \mathcal{P} \setminus \mathcal{P}_{\geq 3}$ denote the remaining types that have degree at most 2 in every input graph. Our first goal is to bound the number of vertices in $\mathcal{P}_{\geq 3}$. Since every input graph $G^{\textcircled{i}}$ is planar, we can use Lemma 1 to bound the number of vertices of degree at least 3 in $G^{\textcircled{i}}$ linearly in $\text{vc}(G^{\textcircled{i}}) \leq \varphi$. The union graph G^{\cup} can therefore only contain $O(k\varphi)$ vertices that have degree at least 3 in some exclusive graph. Consequently, we obtain the upper bound $|\bigcup \mathcal{P}_{\geq 3}| \in O(k\varphi)$.

It remains to bound the number of vertices contained in $\mathcal{P}_{\leq 2}$. Since these vertices have degree at most 2 in each input graph, there are $O(\binom{\varphi}{2}^k)$ distinct

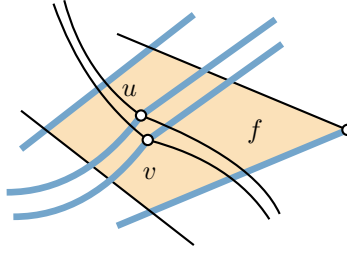


Fig. 4: An example illustrating the proof of Reduction Rule 1 for $k = 2$ input graphs with vertices u, v belonging to the same type of $\mathcal{P}_{\leq 2}$. Vertex v can be placed directly next to vertex u in the face f that u is contained in without introducing any crossings in the input graphs.

types in $\mathcal{P}_{\leq 2}$, i.e., $|\mathcal{P}_{\leq 2}| \in O(\varphi^{2k})$. To bound the number of vertices of each type in $\mathcal{P}_{\leq 2}$, we use the following reduction rule; see Figure 4.

Reduction Rule 1 (\star). *If there exists a type $U \in \mathcal{P}_{\leq 2}$ with $|U| > 1$, pick an arbitrary vertex $v \in U$ and reduce the instance to $(G^{\cup} - v, k)$.*

After exhaustively applying Reduction Rule 1, each type of $\mathcal{P}_{\leq 2}$ contains at most one vertex. Because we have $|\mathcal{P}_{\leq 2}| \in O(\varphi^{2k})$, we thus get $|\bigcup \mathcal{P}_{\leq 2}| \in O(\varphi^{2k})$. Using the upper bound $|\bigcup \mathcal{P}_{\geq 3}| \in O(k\varphi)$ from above, we finally obtain a kernel of size $|V| = |\bigcup \mathcal{P}_{\geq 3}| + |\bigcup \mathcal{P}_{\leq 2}| + |C| \in O(\varphi^{2k})$ that can be solved in FPT time by enumerating all subsets of its vertices. Combined with the fact that a minimum vertex cover of size φ can be computed in time $O(1.2738^{\varphi} + \varphi n)$ [8], we obtain the following result.

Theorem 1. *SEFE is FPT with respect to the number of input graphs k plus the vertex cover number φ of the union graph G^{\cup} and admits an $O(\varphi^{2k})$ kernel.*

We note that this result also holds in the non-sunflower case of SEFE.

3.2 Feedback Edge Set Number

In this section, we consider the feedback edge set number $\psi = \text{fes}(G^{\cup})$ of the union graph. We build on ideas of Binucci et al. [3] in their parameterization of the problem STORYPLAN. Given a minimum feedback edge set F of G^{\cup} , our goal is to bound the number of vertices of $H := G^{\cup} - F$ using reduction rules. Since F is minimal and we can assume G^{\cup} to be connected, H must be a tree.

Recall that we can even assume the union graph G^{\cup} to be biconnected due to the preprocessing by Bläsius et al. [5]. Since the preprocessing simply decomposes split components around cutvertices of the union graph into independent instances, the feedback edge set number of the graph does not increase. The biconnectivity of G^{\cup} ensures that G^{\cup} does not contain degree-1 vertices and therefore any leaf of H must be incident to an edge of F in G^{\cup} . This allows us to bound the number

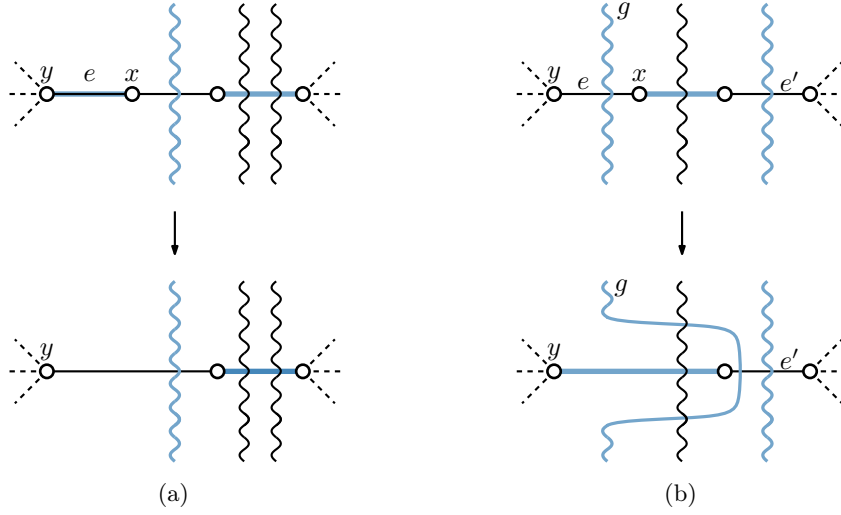


Fig. 5: Contraction of a shared (a) or a $\textcircled{1}$ -exclusive (b) edge e in a path of degree-2 vertices. Because the path contains an additional $\textcircled{1}$ -exclusive edge e' in (b), the endpoints x and y of e are contained in different connected components of all other input graphs. The $\textcircled{2}$ -exclusive edge g can thus be rerouted as illustrated.

of leaves (and consequently also the number of nodes of degree at least 3) of H linearly in $|F| = \psi$.

It thus only remains to limit the number of degree-2 vertices in H . We do this using a reduction rule that contracts edges in long paths of degree-2 vertices in G^\cup . If such a path contains a shared edge or two exclusive edges of the same type, we can shorten the path as outlined in Figure 5. With this reduction rule, we find a linear kernel for SEFE.

Theorem 2 (\star). *SEFE is FPT parameterized by the number of input graphs k plus the feedback edge set number ψ of the union graph G^\cup and admits a kernel of size $O(k\psi)$.*

3.3 Twin Cover Number

Finally, we show that SEFE is para-NP-hard with respect to the twin cover number of the union graph G^\cup . To this end, we use the following theorem.

Theorem 3. *When k is part of the input, SEFE is NP-complete, even if the union graph is a complete graph.*

Proof. We start with the instance G^\cup obtained from the reduction by Angelini et al. [1] where the shared graph is a star (the remaining structure of the instance is irrelevant). For every edge e of the complement graph of G^\cup (i.e., for every edge that is missing in G^\cup), create a new input graph G^\circledast and add e to G^\circledast . Note that

G^\circledast only consists of the shared star and the additional edge e . As this does not restrict the rotation of the star, we thus obtain an equivalent instance. \square

Note that, if G^\cup is a complete graph, all vertices have the same neighborhood and thus every edge is a twin edge, and consequently G^\cup has twin cover number 0.

Theorem 4. *When k is part of the input, SEFE is para-NP-hard with respect to the twin cover number of G^\cup .*

Recall that the FPT algorithms from Sections 3.1 and 3.2 also require the number of input graphs k as a parameter. In contrast, Theorem 4 only holds for unbounded k , since the reduction requires many input graphs.

4 Parameters of the Shared Graph

We now consider parameters of the shared graph G . In this case, finding safe reduction rules becomes significantly more involved. While we may assume that the union graph is biconnected [5], even isolated vertices or vertices of degree 1 of the shared graph may hold important information due to their connectivity in the union graph as the following result of Angelini et al. [1] shows.

Theorem 5 ([1]). *SEFE is NP-complete for any fixed $k \geq 3$, even if G is a star.*

Since, for a star, the vertex cover number $vc(G)$, the feedback edge set number $fes(G)$, the number of connected components $cc(G)$, and the number of cutvertices $cv(G)$ are all constant, Theorem 5 already implies para-NP-hardness for each of these parameters and for all combinations of them; see Figure 2. To obtain additional hardness results, one can take the instance resulting from Theorem 5, duplicate every edge of the star, and subdivide each of the new duplication edges once. Since these new edges can be drawn directly next to their original version (or simply be removed from the drawing, if one wants to argue the reverse direction), the resulting instance is equivalent. In this instance, the parameter Δ_1 , the maximum number of degree-1 vertices adjacent to a single vertex in G , is zero, and the only cutvertex of G is the center vertex, thus filling additional gaps in Figure 2. We note that this construction increases $fes(G)$ and $vc(G)$.

Theorem 6. *SEFE is NP-complete for any fixed $k \geq 3$, even if $\Delta_1 = 0$ and $cv(G) = cc(G) = 1$.*

In the remainder of this section, we focus on several degree-related parameters for SEFE. In addition to Δ_1 , we consider the maximum degree Δ of the shared graph, the highest maximum degree Δ^\circledast among all input graphs, and the maximum degree Δ^\cup of the union graph. Recall that $\Delta_1 \leq \Delta \leq \Delta^\circledast \leq \Delta^\cup$. Theorems 5 and 6 do not prove hardness for the latter three parameters as the shared graph has high degree. To close this gap, we show in Section 4.1 that SEFE is NP-complete, even if the shared graph is a tree and the union graph has maximum degree 4. This proves the intractability of many combinations of parameters; see Figure 2. Finally, we show that SEFE is FPT when parameterized by $vc(G) + \Delta_1$ and by $cv(G) + \Delta$ (Sections 4.2 and 4.3), which settles the remaining entries of Figure 2.

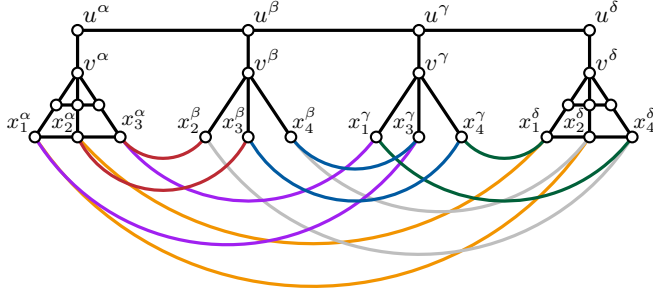


Fig.6: An example illustrating the reduction of Theorem 7 with $X = \{x_1, x_2, x_3, x_4\}$ and $\mathcal{T} = \{(x_1, x_2, x_3), (x_1, x_2, x_4)\}$. Shared edges are drawn in black, every other color represents one input graph.

4.1 Maximum Degree

In this section we show that SEFE is NP-complete, even if the instance has bounded degree. Angelini et al. [1] reduce from the NP-complete [15] problem BETWEENNESS, which asks for a linear ordering of a ground set X , subject to a set \mathcal{T} of triplets over X , where each triplet requires an element to appear between two other elements in the ordering. They use the rotation of a star in the shared graph to encode the linear ordering in the SEFE instance, while exclusive edges enforce the triplets. Since this approach leads to a high-degree vertex, we use a different approach. We use small-degree vertices in the shared graph to encode the ordering of every three-element subset of X , while the input graphs ensure compatibility between these orderings. This results in a shared graph with small maximum degree, but the number of input graphs is not constant.

Theorem 7 (\star). *When k is part of the input, SEFE is NP-complete, even if the shared graph is connected and has maximum degree 4.*

Proof Sketch. Figure 6 illustrates the SEFE instance resulting from the reduction from BETWEENNESS. For every $\tau \in \binom{X}{3}$, we have a degree-4 vertex v^τ in the shared graph adjacent to vertices representing the three elements of τ . The fourth neighbor u^τ of v^τ acts as a separator that allows us to interpret the circular order of the edges incident to v^τ as a linear order of τ . The embeddings of the shared graph thus correspond to linear orderings of all three-element subsets of X .

It remains to ensure that we only allow linear orderings of these subsets that can be extended to a common linear order of X . For every pair of three-element subsets that share two elements a and b , we add two exclusive edges in a new input graph that ensure that a and b are ordered consistently in the two subsets; see Figure 6. Since the three-element subsets themselves guarantee transitivity, our SEFE instance thus represents exactly the linear orderings of X . To encode the additional constraint of each triplet in \mathcal{T} into our SEFE instance, we simply fix the vertices of the corresponding three-element subset in a rigid structure in the shared graph (see triplet (x_1, x_2, x_3) in Figure 6 for an example). We can show

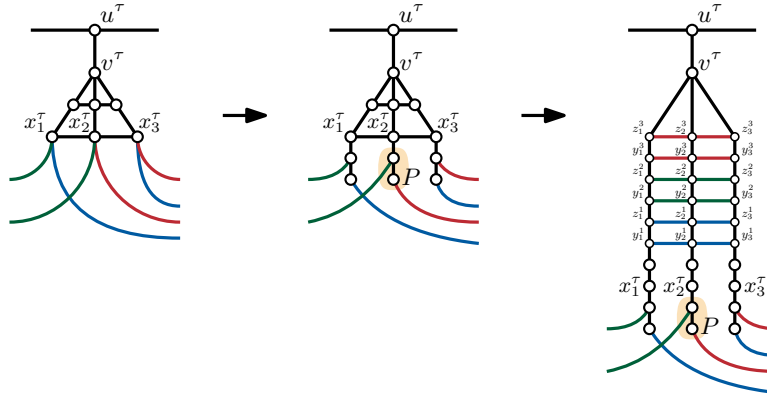


Fig. 7: An example illustrating how the instance obtained from the reduction of Theorem 7 can be modified such that each vertex has degree at most 4 in the union graph (first step) and the shared graph is acyclic (second step).

that the resulting SEFE instance is equivalent to the original BETWEENNESS instance and that its shared graph is connected and has maximum degree 4. \square

This result can be further improved by eliminating all cycles of the shared graph and bounding the maximum degree of the union graph; see Figure 7.

Theorem 8 (\star). *When k is part of the input, SEFE is NP-complete, even if the shared graph is a tree and the union graph has maximum degree 4.*

4.2 Vertex Cover Number + Maximum Degree-1 Neighbors

Let Δ_1 denote the maximum number of degree-1 vertices adjacent to a single vertex in G and let C denote a minimum vertex cover of G with size $\varphi = \text{vc}(G)$. In this section, we show that SEFE is FPT with respect to $\varphi + \Delta_1$.

Since the shared graph is planar, the number of vertices with degree at least 3 in G is at most 3φ by Lemma 1. Because Δ_1 bounds the number of degree-1 neighbors of each vertex in G , only the number of isolated vertices and degree-2 vertices in the shared graph remains unbounded. Unfortunately, it is difficult to reduce either of these vertex types in the general case. Instead, our goal is to enumerate all suitable embeddings of the shared graph. The SPQR-tree is a data structure of linear size that compactly describes all planar embeddings of a graph by identifying subgraphs which can be flipped and groups of subgraphs that can be arbitrarily permuted [9, 16]. The former are described by so-called *R-nodes*, the latter by *P-nodes* consisting of two *pole* vertices forming a separating pair, their individual split components are the subgraphs that can be arbitrarily permuted; see Figure 8a. Given the parameter $\varphi + \Delta_1$, the only embedding choices we cannot afford to brute-force involve the P-nodes of G . Consider a set U of at least three degree-2 vertices of G that have the same neighborhood $\{u, v\}$. Note

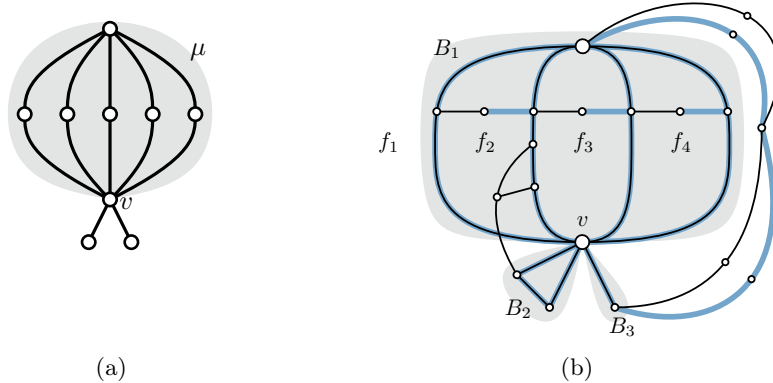


Fig. 8: (a) A two-parallel P-node μ with many possible embedding choices at cutvertex v . (b) Three blocks B_1 , B_2 , and B_3 of the shared graph sharing the same cutvertex v . Block B_2 is a binary block (faces f_2 and f_3) with respect to B_1 , while B_3 is a mutable block that can be embedded in all faces.

that neither of the vertices in U has to be contained in the vertex cover C of G if both u and v are contained in C , thus $|U|$ is not necessarily bounded by a function in $\varphi + \Delta_1$. In the SPQR-tree of G , u and v are the poles of a P-node μ with at least $|U|$ parallel subgraphs and we therefore cannot afford to enumerate all permutations of μ . We call such a P-node *two-parallel*. Even if we fix the embedding of μ , the number of faces incident to its poles is not bounded, leaving too many embedding decisions if one of the poles of μ is a cutvertex in G ; see Figure 8a.

To circumvent these issues, we show that we can limit the number of embedding decisions involving two-parallel P-nodes of G using connectivity information of the union graph, allowing us to brute-force all suitable embeddings of each shared component in FPT-time. Subsequently, we can determine whether G^U admits a SEFE with the given embeddings using the algorithm by Bläsius and Rutter [7] that solves SEFE if every shared component has a fixed embedding. In other words, we use the bounded search tree technique where the branches of the search tree correspond to embedding decisions in the shared graph. We first branch for all possible embeddings of the blocks in G , and subsequently branch for all possible configurations of blocks around cutvertices.

Theorem 9 (\star). *When k is part of the input, SEFE is FPT with respect to the maximum number of degree-1 neighbors Δ_1 and the vertex cover number φ of the shared graph and can be solved in*

$$O(2^{O(\varphi)} \cdot (2(\varphi + \Delta_1))^{(\varphi + \Delta_1)^2 \cdot 3\varphi} \cdot ((\varphi + \Delta_1)!)^{3\varphi} \cdot n^{O(1)}) \text{ time.}$$

Proof Sketch. We give a high-level overview of our strategy. For details, we refer to the full version [11].

As the first step, we embed all blocks of the shared graph G . To this end, we can use the preprocessing steps introduced by Bläsius et al. [5] which essentially guarantee that every P-node of G has a fixed embedding (up to mirroring) due to connectivity information of the union graph and thus (as for R-nodes) only leave a binary embedding choice. Subsequently, we show that the number of P-nodes and R-nodes in G is bounded linearly in φ . We can therefore enumerate all suitable embeddings of all blocks in G using $O(2^\varphi)$ branches.

Given a fixed embedding for all blocks of G , it remains to nest and order the blocks around all cutvertices of G . Let v be a cutvertex and let B_1 and B_2 be two blocks of G containing v . Again, preprocessing steps by Bläsius et al. [5] and the connectivity of the union graph restrict the faces of B_1 that B_2 can potentially be embedded in. If B_2 can be embedded in at most two faces of B_1 , we say that B_2 is a *binary block* with respect to B_1 , otherwise it is a *mutable block*; see Figure 8b. First, we branch for each possible assignment of binary blocks to each of their respective admissible faces and subsequently call every face with an assigned block *occupied*. This does not work for mutable blocks as the number of faces they may be embedded in is not necessarily bounded by our parameters. However, we show (roughly speaking) that we can decide whether a mutable block is compatible with a given face f using just connectivity information of the union graph, as long as f is not occupied. If there exists a compatible face that is not occupied, we can assign the block to that face without branching. Otherwise, we successively branch and assign the block to each occupied face, the number of which is bounded by our parameters.

With a fixed nesting of blocks at every cutvertex v of G , it only remains to order blocks that lie in the same face. Since φ bounds the number of vertices of degree at least 3 in G (Lemma 1) and $\varphi + \Delta_1$ bounds the number of blocks in G , we can brute-force all such orderings. In every branch of the search tree, we thus now have a fixed embedding for each component of the shared graph G and can solve the instance using the algorithm by Bläsius and Rutter [7]. \square

4.3 Number of Cutvertices + Maximum Degree

In this section, we consider the parameters number of cutvertices $cv(G)$ and maximum degree Δ of the shared graph G . This combination enables us to brute-force all possible orders of incident edges at cutvertices of G , thereby allowing us to effectively treat each biconnected component separately. In the following, we give a brief outline of this approach, details are given in the full version [11].

To solve instances where every connected component of the shared graph is biconnected, Bläsius et al. [5] show that, for a biconnected planar graph G and a set X of vertices of G that share a face in some planar embedding of G , the order of X along any simple cycle in G is fixed up to reversal [5, Lemma 8]. This essentially allows them to decompose the instance at such cycles of the shared graph, as the “interface” the graph provides for the vertices of X is independent of the embedding. We show that the same holds for facial cycles of non-biconnected planar graphs if every cutvertex v has a fixed rotation σ_v . We say that a walk W

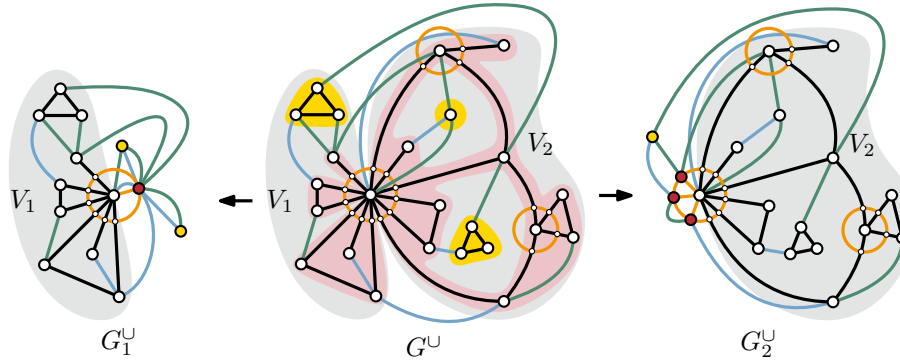


Fig. 9: Decomposing G^U at a cutvertex v . The orange edges belong to an extra input graph that enforces the fixed rotation of the cutvertices.

(i.e., a connected sequence of vertices) of G is *face-embeddable* if there exists a planar embedding of G where W is a facial cycle.

Lemma 2 (★). *Let G be a planar graph where every cutvertex has a fixed rotation. Let X be a set of vertices that are incident to a common face in some planar embedding of G . Then the order of X in any face-embeddable walk of G containing X is unique up to reversal.*

This allows us to decompose the instance G^U at cutvertices of the shared graph G ; see Figure 9. We partition the vertices of $G - v$ into two sets V_1 and V_2 such that the edges connecting each of the sets with cutvertex v are consecutive in σ_v and no vertices belonging to the same block of G are separated. We remark that the choice of V_1 and V_2 is in general not unique. Note that the fixed rotation σ_v defines nestings of the split components in V_2 . Given this information, we (i) contract in G^U each set of split components in V_2 that belong to the same nesting (highlighted in red in Figure 9) into a single vertex that is only connected to v via exclusive edges and (ii) contract every shared component contained in V_2 (highlighted in yellow in Figure 9) into a single vertex. This yields the graph G_1^U . The construction ensures that all *attachment vertices* of the split components in V_1 that a split component in V_2 is connected to lie on the outer face of the split components in any simultaneous embedding of G_1^U . Symmetrically, we obtain graph G_2^U by interchanging V_1 and V_2 .

To test whether G^U admits a SEFE, we first test G_1^U and G_2^U . Note that both graphs contain fewer split components at v , we thus make progress towards biconnectivity. If both graphs admit a SEFE (a necessary condition), we merge their embeddings of the shared graph back together at vertex v and test whether G^U admits a SEFE with this fixed embedding of the shared graph using the algorithm by Bläsius and Rutter [7]. This is necessary and sufficient as the order of the attachment vertices on the outer face of the split components contained in V_1 (respectively V_2) is the same in any embedding by Lemma 2. Thus, if

G^U admits a simultaneous embedding, it also admits a simultaneous embedding where the shared graph has our chosen embedding.

Theorem 10 (\star). *When k is part of the input, SEFE is FPT with respect to the number of cutvertices $cv(G)$ and the maximum degree Δ of G and can be solved in $O((\Delta!)^{cv(G)} \cdot n^{O(1)})$ time.*

5 Conclusion

Our FPT algorithms for the vertex cover number (Section 3.1) and the feedback edge set number (Section 3.2) of the union graph both additionally require the number of input graphs k as a parameter, raising the question whether similar results can be obtained for unbounded k . In contrast, the reduction showing para-NP-hardness of SEFE with respect to the twin cover number of the union graph (Section 3.3) requires k to be unbounded. Is the problem FPT parameterized by the twin cover number plus k ?

For the shared graph, we have shown that all eight parameters we considered (and most of their combinations; see Figure 2) are intractable. This even includes the vertex cover number, one of the strongest graph parameters that upper bounds numerous other metrics like the feedback vertex set number, the treedepth, the pathwidth, and the treewidth. Most of the intractabilities regarding degree-related parameters follow from our hardness reduction for SEFE with maximum degree 4 in Theorem 8. However, Theorem 8 only holds if the number k of input graphs is unbounded, as the reduction inherently requires many input graphs. It is therefore an interesting question whether these parameters become tractable when one additionally considers k as a parameter.

References

1. Angelini, P., Da Lozzo, G., Neuwirth, D.: Advancements on SEFE and partitioned book embedding problems. *Theor. Comput. Sci.* **575**, 71–89 (2015). <https://doi.org/10.1016/j.tcs.2014.11.016>
2. Bhore, S., Ganian, R., Montecchiani, F., Nöllenburg, M.: Parameterized algorithms for book embedding problems. *J. Graph Algorithms Appl.* **24**(4), 603–620 (2020). <https://doi.org/10.7155/jgaa.00526>
3. Binucci, C., Di Giacomo, E., Lenhart, W.J., Liotta, G., Montecchiani, F., Nöllenburg, M., Symvonis, A.: On the complexity of the storyplan problem. In: Angelini, P., von Hanxleden, R. (eds.) *Proceedings of the 30th International Symposium on Graph Drawing (GD'22)*. *Lecture Notes in Computer Science*, vol. 13764, pp. 304–318. Springer (2022). https://doi.org/10.1007/978-3-031-22203-0_22
4. Bläsius, T., Fink, S.D., Rutter, I.: Synchronized planarity with applications to constrained planarity problems. In: Mutzel, P., Pagh, R., Herman, G. (eds.) *Proceedings of the 29th Annual European Symposium on Algorithms (ESA'21)*. *LIPIcs*, vol. 204, pp. 19:1–19:14. Schloss Dagstuhl - Leibniz-Zentrum für Informatik (2021). <https://doi.org/10.4230/LIPIcs.ESA.2021.19>

5. Bläsius, T., Karrer, A., Rutter, I.: Simultaneous embedding: Edge orderings, relative positions, cutvertices. *Algorithmica* **80**(4), 1214–1277 (2018). <https://doi.org/10.1007/s00453-017-0301-9>
6. Bläsius, T., Kobourov, S.G., Rutter, I.: Simultaneous embedding of planar graphs. In: Tamassia, R. (ed.) *Handbook on Graph Drawing and Visualization*, pp. 349–381. Chapman and Hall/CRC (2013)
7. Bläsius, T., Rutter, I.: Disconnectivity and relative positions in simultaneous embeddings. *Comput. Geom.* **48**(6), 459–478 (2015). <https://doi.org/10.1016/j.comgeo.2015.02.002>
8. Chen, J., Kanj, I.A., Xia, G.: Improved upper bounds for vertex cover. *Theor. Comput. Sci.* **411**(40-42), 3736–3756 (2010). <https://doi.org/10.1016/j.tcs.2010.06.026>
9. Di Battista, G., Tamassia, R.: On-line maintenance of triconnected components with SPQR-trees. *Algorithmica* **15**(4), 302–318 (1996). <https://doi.org/10.1007/BF01961541>
10. Erten, C., Kobourov, S.G.: Simultaneous embedding of planar graphs with few bends. *J. Graph Algorithms Appl.* **9**(3), 347–364 (2005). <https://doi.org/10.7155/jgaa.00113>
11. Fink, S.D., Pfretzschner, M., Rutter, I.: Parameterized complexity of simultaneous planarity. *CoRR* **abs/2308.11401** (2023). <https://doi.org/10.48550/arXiv.2308.11401>
12. Fulek, R., Tóth, C.D.: Atomic embeddability, clustered planarity, and thickenability. In: Chawla, S. (ed.) *Proceedings of the 2020 ACM-SIAM Symposium on Discrete Algorithms, (SODA'20)*. pp. 2876–2895. SIAM (2020). <https://doi.org/10.1137/1.9781611975994.175>
13. Gassner, E., Jünger, M., Percan, M., Schaefer, M., Schulz, M.: Simultaneous graph embeddings with fixed edges. In: Fomin, F.V. (ed.) *Proceedings of the 32nd Workshop on Graph-Theoretic Concepts in Computer Science (WG'06)*. *Lecture Notes in Computer Science*, vol. 4271, pp. 325–335. Springer (2006). https://doi.org/10.1007/11917496_29
14. Jünger, M., Schulz, M.: Intersection graphs in simultaneous embedding with fixed edges. *J. Graph Algorithms Appl.* **13**(2), 205–218 (2009). <https://doi.org/10.7155/jgaa.00184>
15. Opatrny, J.: Total ordering problem. *SIAM J. Comput.* **8**(1), 111–114 (1979). <https://doi.org/10.1137/0208008>
16. Patrignani, M.: Planarity testing and embedding. In: Tamassia, R. (ed.) *Handbook on Graph Drawing and Visualization*, pp. 1–42. Chapman and Hall/CRC (2013)
17. Rutter, I.: Simultaneous embedding. In: Hong, S., Tokuyama, T. (eds.) *Beyond Planar Graphs, Communications of NII Shonan Meetings*, pp. 237–265. Springer (2020). https://doi.org/10.1007/978-981-15-6533-5_13
18. Schaefer, M.: Toward a theory of planarity: Hanani-tutte and planarity variants. *J. Graph Algorithms Appl.* **17**(4), 367–440 (2013). <https://doi.org/10.7155/jgaa.00298>