

PrAIoritize: Learning to Prioritize Smart Contract Bugs and Vulnerabilities

Majd Soud*, Grischal Liebel*, Mohammad Hamdaqa*[†]

*Department of Computer Science, Reykjavik University, Reykjavik, Iceland

[†]Department of Computer and Software Engineering, Polytechnique Montreal, Montreal, Canada

*majd18@ru.is, grischal@ru.is, mhamdaqa@ru.is, [†]mhamdaqa@polymtl.ca

Abstract—Smart contract vulnerabilities and bugs have become a key concern for software engineers, as they can lead to significant financial losses, reputational damage, and legal issues. Therefore, prioritizing bug fixing for smart contracts is critical to maintaining trust. Due to the lack of tracking tools, prioritizing smart contract-reported bugs is done manually, which is a tedious task, limits bug triaging, and needs specialized knowledge. Towards this end, we propose PrAIoritize; an automated approach for predicting smart contract bug priorities that assist software engineers in prioritizing highly urgent bug reports.

PrAIoritize consists of two main phases: 1) automatic labeling, which involves the automatic construction of a smart contract keyword lexicon and the automatic assignment of priority levels to unlabeled bug reports; 2) model construction, which involves feature engineering and designs layers of feed-forward neural networks (FFNNs) and bidirectional long short-term memory (BiLSTM) with multi-class classification to better capture the features of the textual descriptions of bugs and predict their priority levels. The model then is trained using smart contract bug reports collected from two data sources: open-source software (OSS) projects available on GitHub and NVD vulnerability database. Our evaluation demonstrates significant improvement over state-of-the-art baselines and commonly used pre-trained models (e.g. BERT) for similar classification tasks, with 5.75%-35.29% increase in F-measure, precision, and recall.

Index Terms—Smart contracts, Blockchain, Automation, Software engineering, Vulnerability, Bug reports

I. INTRODUCTION

Smart contracts are self-executing programs that can be used to automate a wide range of processes and transactions on blockchain networks. Ethereum was the first blockchain platform to provide the functionality for deploying smart contracts on a decentralized network, opening a new era of digital asset trading [1]. However, due to the blockchain’s immutable nature, once a smart contract has been deployed, it is extremely hard to be changed or modified [2]. In the recent few years, smart contracts have seen a high increase in their value and popularity. As of writing, WETH, the most valuable Ethereum smart contract, holds more than \$2 billion in ether¹. Ethereum market capitalization recently grew to over \$150 billion, making it the second most valuable cryptocurrency².

Smart contract vulnerabilities and bugs are prevalent [3], [4]. As a result of their high value, smart contracts have become targets for attackers who exploit vulnerable smart

contracts to steal funds. In the past, multiple smart contracts holding millions of dollars have been hacked [5] resulting in an estimated \$6.45 billion in financial losses [6]. Moreover, the lack of standardization in this field has led to a gap in the tracking and prioritization of security-related bugs and vulnerabilities, which can have significant consequences on smart contract security and quality.

Despite some efforts to assign severity levels to smart contract bugs (i.e., [7]), there has been little consensus on prioritization. Severity and priority are distinct concepts in the software development process. Customers assign severity, while developers provide priority [8]. In this work, we focus on bug priority. Our observations show that the majority of smart contract bug reports on the GitHub and NVD databases lack a priority designation. Moreover, although there is a large volume of bug reports generated by available smart contract analysis tools, but these reports often do not indicate the priority or the severity of the identified vulnerabilities. Consequently, a heterogeneous set of bug reports with varying information is available from various sources, making it challenging for developers to manually prioritize and concentrate their efforts on fixing the most urgent ones.

In consideration of the importance of proper bug report prioritization in software engineering [8], it is imperative to accurately determine the priority of smart contract bugs. Some bugs in smart contracts can pose a high risk and must be addressed as soon as possible. Other bugs may have a lower risk and can be fixed at a later time when resources are available [9].

Toward this end, this study proposes PrAIoritize. PrAIoritize uses automatic labeling and deep learning techniques to automatically predict the priority of reported bugs in smart contracts. To do so, we use heterogeneous data collected from open source repositories, of varying quality. After preprocessing and cleaning the bug reports, PrAIoritize applies two main phases to accurately predict the priorities of reported bugs; First, automated labeling that assigns priority levels to bug reports based on a constructed lexicon of keywords associated with vulnerabilities and bugs in smart contracts. Second, model construction phase, where a deep learning architecture is designed to better capture bug textual descriptions using FFNNs and BiLSTM. This phase involves feature engineering, designing hidden layers, implementing multi-class classification, and implementing output layers. The model then is

¹Ethereum’s own cryptocurrency

²<https://coinmarketcap.com/currencies/ethereum/>

trained using smart contract bug reports collected from two data sources: open-source software (OSS) available on GitHub projects and NVD vulnerability databases. Finally, in the prediction phase, our approach leverages the trained model to predict the priority levels of a given set of bug reports. The features of the bug reports are extracted, and the model uses these features to analyze and predict the priority level.

Evaluation results of PrAIoritize outperform two state-of-the-art baselines and four popular and well-known pre-trained models for text classification, with 5.75%-35.29% higher F-measure, 5.75%-35.29% precision, and 5.75%-35.29% higher recall.

Our contribution can be summarized as one-fold.

- An empirical investigation and evaluation of "PrAIoritize," an automated smart contract bug prioritization system, leveraging neural network-based (NN-based) techniques. As well as a comprehensive exploration of leading text classification transformers, specifically BERT and DistilBERT, applied to the intricate landscape of smart contract bug reports sourced from Open Source Software (OSS) projects and the esteemed National Vulnerability Database (NVD).

II. PRELIMINARIES & PROBLEM DEFINITION

A. Terminology and notations

- **A vulnerability:** Refers to a defect, bug, imperfection, or weakness in a software system that has the potential to compromise the system's confidentiality, integrity, or availability [10].
- **A priority:** Refers to the level of urgency assigned to a software bug, indicating how quickly it needs to be fixed and removed. The priority level is typically determined from the perspective of the software developers and is based on several factors, such as bug severity, and potential impact [11].
- **Critical priority:** The bug report has a vulnerability present in the smart contract which can be triggered by attackers, and when that happens it could result in critical behavior similar to past attacks on smart contracts that led to financial losses or disclosure of sensitive information [2], [3]. In short, the attackers can exploit the vulnerability to their advantage. It includes well-known vulnerabilities in the field of smart contracts.
- **High priority:** The bug report describes a critical bug in the smart contract that causes significant undesirable outcomes. In contrast to a critical bug, a high-priority bug cannot be exploited by attackers, it may be triggered inside the code while executing and result in financial loss due to gas³ loss, as seen in some optimization bugs
- **Medium priority:** The bug report contains a bug in the contract and may lead to unintended behaviors, but it cannot be triggered by external attackers. Nevertheless, this bug may still impact dependent contracts and may

potentially result in errors when other programs interact with the contract.

- **Low priority:** The bug report identifies errors or bugs in the smart contract, but these do not affect the contract's functionality or any associated environment calls outside the contract. These issues may be related to the contract's interface, documentation, or other non-essential components.

B. Related Models

Pre-trained language models have achieved remarkable success in various software engineering tasks [12], [13], such as code summarization and bug localization. This section briefly describes state-of-the-art pre-trained models that have been used to perform classification tasks similar to our task and achieved high performance.

Bidirectional Encoder Representations from Transformers (BERT) is a pre-trained language model proposed by Google [14] that has achieved state-of-the-art performance on different software engineering tasks (e.g. [15]). BERT can learn dynamic context word vectors and capture textual semantic features.

DistilBERT [16] is designed to be more memory efficient and faster to train than BERT.

Recurrent Neural Networks (RNNs) are commonly used for text classification tasks [17]. RNNs are designed to effectively capture input text sequential dependencies.

Bidirectional Long Short-Term Memory (BiLSTM) is a popular neural network architecture widely used for natural language processing tasks, including text classification [18]. As BiLSTM processes the input sequence both in directions, it can capture past and future contexts.

A forward neural network (FFNN) is a type of artificial neural network (ANN) that is widely used for supervised learning tasks [19]. FFNNs can learn complex non-linear relationships between inputs and outputs. FFNNs have been applied to various software engineering tasks such as software reliability [20] and software vulnerability detection [21], [22].

III. PRAIORITIZE APPROACH

In this section, we describe the various phases of PrAIoritize approach. Moreover, we discuss motivational examples and challenges in smart contract bug prioritization.

A. Motivation

Illustrative Example. In Figure 1, we illustrate the four priority levels using examples of four real-world bug reports.

The first report (P1) [23] expresses a vulnerability in the contract related to token auctions. This bug occurs when a function called during auction creation consumes large amounts of gas, resulting in the contract pausing if the token creation function fails due to insufficient gas, potentially exposing the contract to attacks. Passing a specific amount of gas for the auction creation function call, any user can exploit the vulnerability. If such a vulnerability were present in a high-value contract, such as the Axie Infinity⁴ contract

³The unit for measuring the computational effort required to execute a transaction on Ethereum

⁴Contract address: 0xbb0e17ef65f82ab018d8edd776e8dd940327b28b

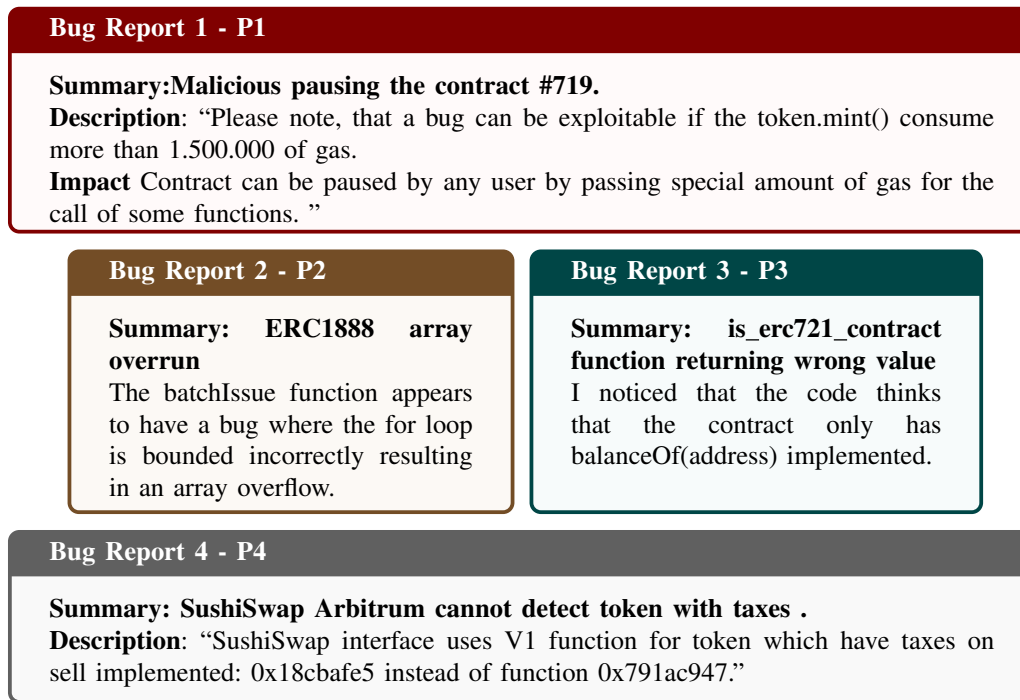


Fig. 1: Illustrated Examples: Real-World Smart Contract Bug Reports

with a net value of \$921 million ⁵, pausing the contract could result in significant financial losses, client loss, and damage to reputation. Therefore, it is a critical priority bug report, and it is crucial to fix the vulnerability to prevent attacks.

The second report (P2) [24] demonstrates a bug in a function in the Registry contract. It is caused by an unbounded loop, which eventually results in an array overflow. This bug report can be considered a high-priority report, as it is less critical than the one addressed in the first report. Moreover, it cannot be exploited by attackers on its own.

In the third report (P3) [25], a function is used to ascertain if a contract is an ERC721⁶ contract or not. The bug is prompted when the function is called within the contract bytecode. If the bug is triggered, it can impact other dependent contracts that rely on this information. Moreover, the dependent contracts may incorrectly identify the contract as not an ERC721 contract, which could result in further bugs and financial losses when interacting with it.

Finally, the last report (P4) [27] identifies a bug with the SushiSwap contract, one of the biggest decentralized exchanges (DEX), where the interface shows the wrong function for tokens with taxes, resulting in an error displayed in the console. The bug does not affect contract functionality or associated dependencies. Therefore, the bug report is classified as a low-level priority report. Compared to the aforementioned bug reports, this bug is less critical and does not pose financial losses.

⁵<https://www.coingecko.com/en/coins/axie-infinity>

⁶A widely adopted smart contract standard for representing ownership of unique non-fungible tokens [26].

Based on the motivational example, we can make the following observations:

- Smart contract bug reports are written in natural language. Nevertheless, they describe domain-specific terminology and terms related to the smart contract’s programming language (e.g. Solidity), the decentralized environment, and the complex structure of the smart contract.
- A smart contract bug report is often specific to its context and use cases. This means that building an NLP model that accurately classifies smart contract bug reports is challenging across various projects and data sources.
- The lack of standardized bug reports and priority-level definitions in the smart contract bug reports on GitHub can make it difficult to accurately assess the priority of the bug, especially given the incomplete information in smart contract bug reports.
- Due to smart contract’s unique interactions with the decentralized network and their immutable nature, there may be significant differences in bug information, the way bugs are triggered and described compared to classic centralized systems. Therefore, a pre-trained NLP model that is not trained on blockchain-specific data, may not recognize these special characteristics and may not yield satisfactory results.
- Smart contract bug reports often suffer from poor quality, which may be because of the frequent changes and rapid evolution of blockchain technology. Therefore, developers are continually learning new updates which may affect writing effective bug reports. As a result, it makes prioritizing bug reports difficult.

- Due to the high financial impact of smart contract bugs and the potentially significant value involved, correctly classifying the priority of bug reports in smart contracts is crucial.

In summary, determining the priority of smart contract bug reports is a challenging task due to their unique characteristics and the high financial value they hold.

B. Overall Approach

Motivated by the previously presented observations. Our approach, PrAIoritize, leverages automatic labeling and deep learning to predict the priority levels of smart contract bug reports. As shown in Figure 2, PrAIoritize consists of two main phases: (1) automated labeling phase and (2) classification model construction, and training phase.

The first phase of our methodology involves collecting well-known smart contract vulnerabilities and bugs in a vulnerability catalog⁷, then using the vulnerability catalog along with the bug reports collected from GitHub and NVD to construct a lexicon of keywords associated with bugs in smart contracts, as well as their respective priority levels. Followed by automatically generating priority labels for unlabeled bug reports using the constructed lexicon. In the classification model construction, PrAIoritize utilizes feature engineering to capture textual factors that may impact the priority level of a bug report. These features are then passed through a classification model to create a model capable of classifying a bug report with an unknown priority level. Finally, in the prediction phase, PrAIoritize leverages the trained model to predict the priority levels of a given set of bug reports. The features of the bug reports are extracted, and the model uses these features to analyze and predict the priority level. We further detail our approach in the following sections.

C. Dataset Collection

We use two data sources to collect smart contract bug reports; NVD reports and GitHub reports. Table I describes the data sources and the number of reports per source. We select all available NVD reports related to smart contracts. Moreover, we randomly select nearly the same number of closed bug reports related to smart contracts from cross-projects on GitHub. For noise reduction, reports with fewer than 5 words were excluded. The detailed number of bug reports per priority level is also listed in Table I.

Total # Reports GitHub		Total # Reports NVD	
560		440	
Total # Reports per Priority Level			
Low	Medium	High	Critical
192	179	234	395

TABLE I: Statistics of Collected Dataset

⁷The catalog available along with PrAIoritize at: <https://doi.org/10.5281/zenodo.7900928>

Furthermore, the dataset is randomly divided into training and testing sets, with an 80/20 ratio, respectively.

D. Data Cleaning and Preprocessing

In this phase, each bug report is preprocessed and cleaned to ensure that it does not have any data quality issues that may negatively affect the classification and prediction results. Bug reports consist of textual descriptions and code snippets, and it is crucial to process the textual description with care, as even a small error can lead to the exclusion of useful information.

We first combine the summary and description to create a new description for each bug report. Then, we remove all special characters, numbers, and punctuation characters from each bug report. These elements have no significant effect on the text mining process, and removing them from the text data ensures optimal performance of the text mining algorithms [28].

We then manually remove the URLs, code snippets, configurations, and transaction logs to ensure that the model can better comprehend the textual description. This is done to minimize the potential for the model to be confused by extraneous information and to better focus on the main content of the bug report. By simplifying the bug report in this way, we aim to improve the model’s ability to accurately predict the priority level of the reported bug. We outline the primary techniques that we employ to preprocess in the following paragraphs.

Tokenization: is a technique used to break up a continuous stream of text into individual units called tokens. In the case of preprocessing the bug reports, the textual description is tokenized, meaning it is broken down into individual tokens, each of which refers to a word in the description. The extracted words are separated by delimiters, which in our case are white spaces.

Stop Words Removal: These are commonly used words that may not carry much meaning in the context of the bug reports, such as pronouns. We utilize a pre-existing list of stop words to identify and remove them from the extracted corpus of bug reports.

Stemming: In the English language, words have multiple forms, making analysis challenging. We use stemming to resolve this problem by converting words to their root form. Stemming involves reducing words to their base form, (i.e., “attack” is the base form of “attacking”, “attacked”, and “attack”), which aids in analyzing the meaning of the text.

E. Automated Labeling

Due to the increasing complexity of smart contracts, the need for an automated labeling approach that can efficiently and accurately prioritize bug reports has become more urgent. Automated labeling has been used in various Natural Language Processing (NLP) tasks in the literature [29], such as sentiment analysis [29], [30] and text summarization [31].

In this study, we propose lexicon-based automatic labeling to assign priority labels to unlabeled bug reports.

Lexicon Construction. One of the essential steps in our approach is constructing a lexicon of smart contract bug-

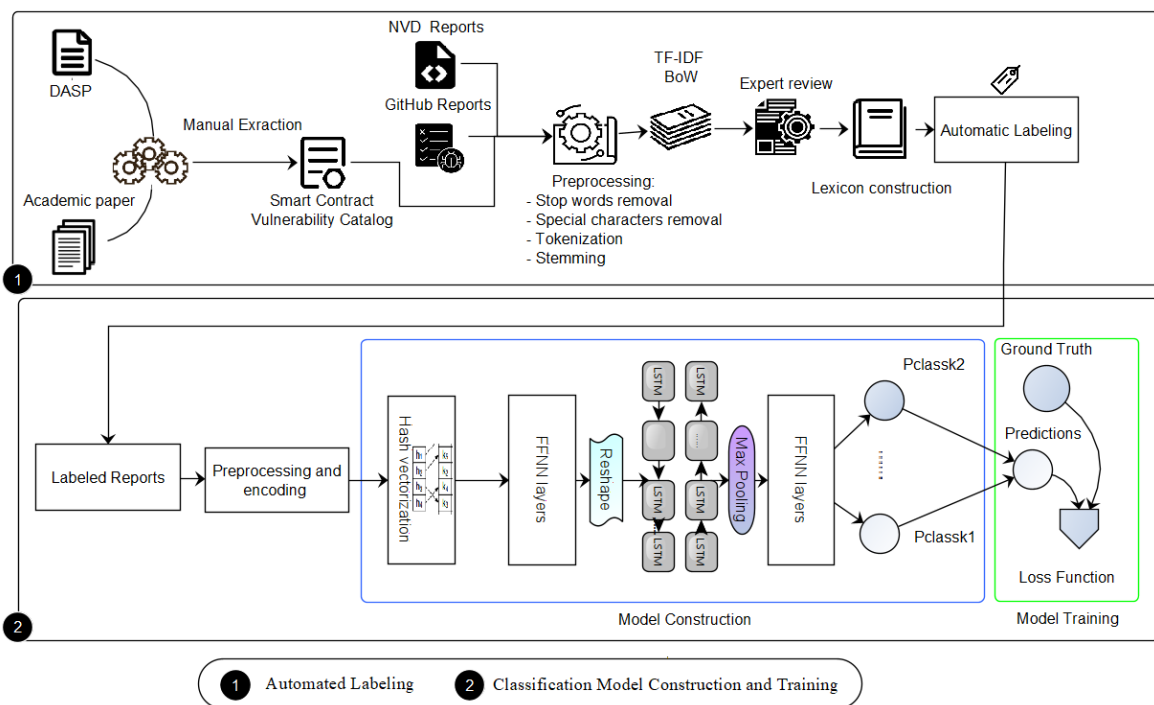


Fig. 2: PrAIoritize Approach Overview

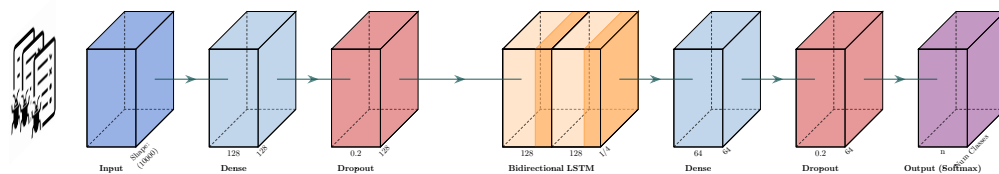


Fig. 3: PrAIoritize Model Architecture

related keywords along with their priority level. The proposed lexicon consists of keywords, and each keyword has a priority level. To ensure the lexicon’s correctness, an expert reviewed the keywords and their assigned priorities after the construction process. Lexicon construction process consists of several steps as shown in Figure 2 and Algorithm 1. First, a vulnerability catalog is assembled by collecting well-known smart contract vulnerabilities and bugs from the literature [3] and from DASP⁸ which is a popular source of the top 10 critical security risks in smart contracts to include them in the lexicon. After that, the vulnerability catalog and the corpus of bug reports from the NVD and GitHub are preprocessed and concatenated using the techniques discussed in section III-D as shown in Algorithm 1-step 1. Then, index term extraction and term-weighting are applied using the term frequency-inverse document frequency (TF-IDF) weighting algorithm [32] and Bag of Word (BoW) [33] to extract keywords from the textual descriptions of the preprocessed corpus of bugs reports and vulnerability catalog (i.e., Algorithm 1-step 2).

⁸<https://dasp.co/>

This step includes assigning each term in the textual bug report with a numerical score using the TF-IDF weighting scheme that ranks the terms based on both the frequency of the word in each bug report (term frequency) and the rarity of the word in the entire corpus (inverse document frequency). In addition to representing the textual descriptions of the bug reports as a bag (i.e., multiset) of its words while considering the frequency of each word in the report (i.e., Algorithm 1-step 3). The resulting keywords are sorted based on their term frequency. Then, we select the top 500 keywords and assign them to the corresponding priority level based on expert judgement. Finally, the lexicon is constructed based on the keywords with their priority levels. The lexicon can enable efficient automatic labeling of smart contract bug reports. The use of both TF-IDF weighting scheme and the BoW for pre-processing the lexicon-based approaches is a well-established technique in information retrieval [33], [34]. In the following, we describe the details of the TF-IDF used in our approach.

Details of the TF-IDF and BoW. We use *TF-IDF* function (i.e., Algorithm 1-step 3) to apply the term-weighting algo-

Algorithm 1: Smart-Contract Vulnerability-related Keywords Lexicon Construction

Input : (i) RG: report bugs from GitHub (ii) RC: report bugs from NVD (iii) KT: extracted key terms (iv) BG: Bag of Words function (v) TFIDF: term frequency function used to create sorted words (vi) Rj: a bug report

Output: Lexicon with index numbers generated from BG and TFIDF

STEP 1: Preprocess and concatenate RG and RC to create a corpus C

STEP 2: Extract KT from C to create a list of key terms T

STEP 3: **for** each R_j in C **do**
 if $check_Rj_exist(R_j)$ **then**
 | Continue
 end
 for each term T_i in R_j **do**
 | $F1 \leftarrow TFIDF(term(T_i), R_j)$
 | $F2 \leftarrow BG(term(T_i), R_j)$
 end
end

STEP 4: Save all the results in a file

STEP 5: Sort the words in B based on their term frequency in descending order in both $F1$ and $F2$

STEP 6: Select 500 top terms and assign index numbers to the sorted words to create the lexicon

STEP 7: Return the lexicon

rithm [33] on the corpus of the bug reports. Let C denote a corpus of bug reports and $R_{j_c} \in C$ denote a bug report in the corpus. The term frequency, $tf(T_i, R_{j_c})$, is defined as the number of times a term t_i occurs in the bug report R_{j_c} . Let C_{T_i} denote the set of bug reports in the corpus C that contain the term T_i . The number of bug reports in which the search term T_i appears is denoted as $|C_{T_i}|$, while $|C|$ represents the total number of bug reports in the corpus C . The inverse document frequency (idf) of term T_i in corpus C is defined as $idf(T_i) = \log \frac{|C|+1}{|C_{T_i}|+1}$.

The TF-IDF weight of a term T_i is proportional to the number of times it appears in a bug report, R_{j_c} , and inversely proportional to the number of bug reports where the term occurs. In order to calculate TF-IDF, we used the following formula.

$$TF \cdot IDF(T_i, R_{j_c}) = tf(T_i, R_{j_c}) \times \log \frac{|C|+1}{|C_{T_i}|+1} \quad (1)$$

As shown in Formula 1, TF-IDF is the combination of TF and IDF functions. When a term occurs in a document frequently, its TF-IDF weight increases, and when it occurs in a corpus frequently, it decreases. For instance, stop words are common terms that occur in a large fraction of textual descriptions of the bug reports and do not contribute much to discriminating them. Therefore, the idf part in TF-IDF helps to measure the importance of a term in the bug report. If a term appears frequently in the report, it may not be very helpful in identifying relevant reports. The idf helps to downplay

the significance of such terms. We apply BoW function (i.e., Algorithm 1-step 3) in the same way as TF-IDF. However, we use the following BG function.

$$BG(T, R_j) = \sum_{i=1}^n [t_i = T],$$

Where BG is the BoW function, $\sum_{i=1}^n [t_i = T]$ is the count of occurrences of the term T in the bug report R_j

F. Model Construction

Figure 3 shows the model architecture of PrAIoritize. PrAIoritize is composed of three main components: input processing layer, intermediate layers, and output layer. The input processing consists of converting smart contract bug report textual description into numerical representations using a HashingVectorizer layer. The intermediate layers in our model include a dense layer, a dropout layer, a reshape layer, a bidirectional LSTM layer, and another dropout layer. These layers work together to capture the semantics and contextual information of the bug reports while handling overfitting through the use of dropout. After processing the input data through the intermediate layers, the model utilizes a final dense layer with a softmax activation function to predict the priority of the bug reports. In the following, we further explain the architecture of the PrAIoritize model.

1) **Input process layer:** In this layer, we utilize the HashingVectorizer [35] because it provides a computationally efficient method for preprocessing and transforming text data into fixed-size numerical vectors. It can effectively handle out-of-vocabulary words [36], as it does not require a pre-built vocabulary. This attribute makes it more robust when encountering new, unseen words that might not have been present in the training data. HashingVectorizer performs well with heterogeneous data [37]. However, HashingVectorizer may not capture semantic relationships between words as effectively as other sophisticated embedding techniques such as Word2Vec [38] or GloVe [39]. In this layer, we initialize the HashingVectorizer with a fixed number of features (10,000). It is then used to transform the training and validation texts into numerical vectors. By setting the number of features to 10,000, the HashingVectorizer creates a 10,000-dimensional vector representation for each input text. The HashingVectorizer layer applies a hash function to the individual tokens (words) in the bug report, mapping these hashed values to a fixed-size vector space. The vector representation is created by summing the hashed values for each token in the report, resulting in a fixed-size vector representation for each report, regardless of its original length. The hashing function can be represented by the following formula:

$$h(t) = t \bmod N \quad (2)$$

where $h(t)$ is the hash function, t is the input token, and N is the number of features (in our case, 10,000). The hashing function maps the input token to a position in the vector space by taking the remainder of the division of t by N .

2) **Intermediate Layers Learning:** In the intermediate layers of our model, we employ a combination of dense, dropout, reshape, BiLSTM, and GlobalMaxPooling1D layers within an FFNN architecture to effectively learn representations from the input textual descriptions and transform it into a format suitable for the subsequent classification layers. These layers are responsible for capturing the important features of the input textual reports, which are crucial for accurate priority prediction.

Dense Layer (128 units, ReLU activation): The dense layer takes the 10,000-dimensional vector representation from the HashingVectorizer and transforms it into a 128-dimensional dense representation. This layer helps learn a compact representation of the input reports while preserving its most important features. The dense layer is part of the FFNN architecture that allows the model to learn non-linear relationships within the input data.

Dropout Layer (0.2 dropout rate): As a regularization technique, the dropout layer is employed to prevent overfitting. It randomly drops out a fraction of the neurons during training, making the model more robust and less sensitive to noise in the data.

Reshape Layer: The reshape layer is utilized to transform the 128-dimensional output from the previous layer into a 1x128 matrix, which is the required input format for the BiLSTM layer that follows.

BiLSTM Layer (128 units, ReLU activation): The BiLSTM layer is used to capture both forward and backward dependencies in the input sequence. This layer allows the model to learn long-range dependencies and contextual information from the reshaped 1x128 matrix. It is particularly useful for capturing temporal relationships in the input data, which can be crucial for accurate priority prediction.

GlobalMaxPooling1D Layer: The globalMaxPooling1D layer is employed to reduce the output of the BiLSTM layer to a fixed-size vector. By taking the maximum value over the time dimension, this layer effectively captures the most important features from the input sequence while reducing the dimensionality of the data.

These intermediate layers work together to extract relevant features from the input data and transform them into a suitable format for the subsequent classification layers. The FFNN architecture with the BiLSTM layer allows the model to learn complex non-linear relationships within the input data, making it well-suited for the priority prediction task.

3) **Output Layers: Priority Level Prediction: Dense Layer (64 units, ReLU activation):** This layer takes the output from the GlobalMaxPooling1D layer and maps it to a 64-dimensional vector. The ReLU activation function allows the model to learn non-linear relationships.

Dropout Layer (0.2 dropout rate): The dropout layer is used to reduce overfitting by randomly setting a fraction (20% in this case) of the input units to 0 during training. This forces the model to learn redundant representations and improves its ability to generalize to unseen data.

Output Layer (Dense, num_classes units, Softmax acti-

vation): The output layer is a dense layer with the number of units equal to the number of priority levels. The softmax activation function is utilized in the output layer of the model for multi-class classification. It is responsible for converting the raw output scores from the neural network into probabilities that sum up to 1, making it possible to interpret the model’s predictions as probabilities for each class. The formulas for the softmax activation function are as follows:

$$Z_i = \exp(a_i) \text{ for } i \in 1, 2, \dots, K \quad (3)$$

In this formula, a_i represents the raw output score for the i -th class produced by the FFNN, and K is the total number of classes (in our case $K = 4$). The exponential function, $\exp()$, is applied to each a_i to obtain positive scores Z_i for every class.

$$P(\text{class}k) = \frac{Z_k}{\sum_{i=1}^K Z_i} \text{ for } i \in 1, 2, \dots, K \quad (4)$$

In this formula 4, $P(\text{class}_k)$ represents the probability of the input belonging to the k -th class. To calculate the probability, the exponential score Z_k for class k is divided by the sum of the exponential scores for all classes. This normalization step ensures that the probabilities of all classes sum up to 1.

G. Training Details

In this work, we fine-tune PrAIoritize hyperparameters to achieve optimal performance by selecting the following hyperparameters:

- Number of hidden units in the first dense layer: 128
- Number of hidden units in the second dense layer: 64
- Dropout rate for dropout layers: 0.2
- Batch size for training: 64
- Number of training epochs: 10

We employ the Adam optimization algorithm with default settings for learning rate and other parameters. The descriptions of the reports are first preprocessed using a HashingVectorizer with 10,000 features, followed by one-hot encoding of the labels. This prepares the data for input into PrAIoritize. We implement PrAIoritize using the open-source Keras library⁹ built on top of TensorFlow [40]. PrAIoritize is trained on the training dataset and evaluated on the validation dataset. The best model weights achieved by PrAIoritize are saved during training using a checkpoint callback based on validation accuracy. Finally, we assessed PrAIoritize performance by utilizing classification reports and evaluation matrices.

IV. EXPERIMENT EVALUATION

In this section, we describe our experiment setup and evaluation measures. Moreover, we present our research questions and our findings.

⁹<https://github.com/keras-team/keras>

A. Experiment Setup

In this study, we answer the following two research questions:

- **RQ1 (Effectiveness):** How well does PrAIoritize perform in accurately prioritizing smart contract bug reports?
- **RQ2 (Comparison with Pre-trained Models and state-of-the-art Baselines):** How does the proposed model compare to state-of-the-art baselines and pre-trained models found in existing literature?

B. Baseline

Baseline 1: We utilize the approach proposed by Meng et al. [41] in which the text information of the report along with the report explanation were used to classify bug reports. The proposed approach utilizes BERT and TF-IDF to extract the features of the text information, then it trains machine learning classifiers (e.g. K-Nearest Neighbor) to classify the bug reports. We consider the textual features part and implement the model strictly as described in the paper, as the code is not provided in the paper.

Baseline 2: We utilize DRONE as it is the most cited state-of-the-art approach by Tian et al. [11]. Drone proposed GRAY (ThresholdinG and Linear Regression to CIAssifY Imbalanced Data) to classify bug reports based on several features extracted from six dimensions, i.e., textual, temporal, author, related report, severity, and product. Because smart contracts are still in their early stages, most of these dimensions are not available yet, so we consider the textual dimension only. We implement the model precisely based on the description provided in the research paper, as the source code is not available.

C. Evaluation Measures

To evaluate the performance of smart contract bug priority prediction, we use commonly-used metrics in the literature, namely precision, recall, and F1-measure [42].

V. EMPIRICAL RESULTS

In this section, we answer the proposed RQs and list our results and findings.

A. Answers to RQ1: PrAIoritize Effectiveness

In order to evaluate the performance of the proposed automated labeling, we manually labeled the bug reports, then compared their results to those obtained by automatic labeling. In the manual labeling, an expert removed all the labels generated by the automated labeling and labeled the data according to their priority level. The manual labeling is based on the terminology proposed in the Background section II. Then, we calculated the inter-rater agreement using the kappa coefficient [43] between the data labeled by the expert and the automatically generated labels.

The resulting kappa coefficient is 0.92, which indicates a high level of agreement. We found that most of the disagreement cases belong to the critical and high priority levels. Overall, our results show that the proposed automated labeling

Priority Level	Precision	Recall	F1-measure
Low	0.92	0.92	0.92
Medium	0.94	0.88	0.91
High	0.82	0.94	0.88
Critical	1.00	0.94	0.97

TABLE II: PrAIoritize performance

Priority Level	Low	Medium	High	Critical	Average
PrAIoritize	0.92	0.91	0.88	0.97	0.92
Meng et al. [41]	0.63	0.38	0.73	0.96	0.68
DRONE	0.29	0.10	0.32	0.47	0.30
BERT	0.75	0.80	0.82	0.97	0.83
DistilBERT	0.83	0.82	0.86	0.97	0.87
BiLSTM	0.79	0.77	0.66	0.95	0.79
RNN	0.76	0.70	0.52	0.95	0.73

TABLE III: Comparisons of F-measures of PrAIoritize versus other classifiers and baselines

performs similarly to the manual labeling in terms of inter-rater agreement. This finding supports the usefulness and validity of automatically prioritizing bug reports in smart contracts.

As shown in Table II, PrAIoritize predicts the four priority levels with an average F-measure of 90%, 91%, 88%, and 97%, respectively. The F-measures for the critical level is the best and the high priority level is the lowest, while low and medium levels are close in F-measure. Taking the mean of the F1-measures for all priority levels, regardless of their support, the macro average of F-measures is 92%, indicating reasonably good performance in predicting priority levels. Nevertheless, we believe it is highly important for report prioritization to have higher accuracy and F-measure for the critical level than other priority levels, which PrAIoritize is able to provide. When it comes to high priority and critical priority, we find that there is usually a blurry line between them, which could result in lower performance for high priority. Moreover, our manual labeling reveals poor descriptive terms for reports classified as high, as shown in Figure ???. For instance, high-priority reports can sometimes confuse the terms “bug” and “vulnerability”, leading to ambiguity. Furthermore, these reports may not always provide adequate information about whether the vulnerability arises from the contract itself or from external sources. The only difference between the high and critical reports is that the vulnerability in the reports with critical allows attackers to access the smart contract and compromise it. Nevertheless, in the reports with high priority, a vulnerability is a bug triggered by the contract itself, which is not clearly described in most of the high-level reports. We believe these are some potential reasons that contribute to inaccurate predictions.

B. Answers to RQ2: Effectiveness of Pre-trained Models on the Same Task

RQ2 investigates how effective frequently used pre-trained models are as well as the selected baselines, namely DRONE and Meng et al. [41] for the same classification task. In

Priority Level	Low	Medium	High	Critical	Average
PrAIortize	0.92	0.88	0.94	0.94	0.92
Meng et al. [41]	0.64	0.43	0.67	0.96	0.68
DRONE	0.37	0.08	0.42	0.34	0.30
BERT	0.85	0.81	0.73	0.97	0.84
DistilBERT	0.86	0.83	0.80	0.99	0.87
BiLSTM	0.86	0.84	0.58	0.94	0.80
RNN	0.72	0.93	0.37	0.95	0.74

TABLE IV: Comparisons of Recall measures of PrAIortize versus other classifiers and baselines

addition, it describes how they compare to PrAIortize’s model. Table III shows the F-measures of PrAIortize versus the two baselines and four popular pre-trained models for text classification tasks (i.e., BERT, DistilBERT, BiLSTM, and RNN). All models and selected hyperparameters are briefly explained in the Background section II-B. We conducted a hyperparameter tuning process to optimize the performance of each model, selecting the best hyperparameters that yielded the highest results per model. We notice that Meng et al. [41] can predict the four priority levels with F-measures equal to 0.63, 0.38, 0.73, and 0.96 from Low to Critical levels, which means it can assign critical priority levels correctly while it faces challenges in correctly identifying Medium priority levels. This may be attributed to the proposed feature extraction method (i.e., BERT) or the KNN classifier by Meng et al. [41].

DRONE’s F-measure results show that it is struggling in assigning correct Low, Medium, and High levels to the bug reports. While it performs better with the Critical level (i.e., F-measure equals 0.47), it remains the lowest-performing model when compared to other models in our experiment. We believe it is because of the linear regression of the Gray classifier, which is not well-suited to our dataset.

Comparing the two baselines with the result of PrAIortize, we observe that we can improve the F-measures for the four priority levels, with the High level slightly less than the rest of the priority levels. considering the overall average F-measures, PrAIortize also outperforms Meng et al. [41] baseline by 35.29% and DRONE baseline by approximately 206%. However, we only consider the textual dimension of DRONE implementation. Therefore, in cases where the dataset includes the other five dimensions (i.e., temporal, author, related report, severity, and product as proposed in DRONE paper), DRONE may surpass our model’s performance.

Moreover, we studied the performance of BERT, DistilBERT, BiLSTM, and RNN in comparison to PrAIortize performance. Among these well-known models, we notice that RNN has the poorest average F-measure. PrAIortize average F-measure outperforms BERT, DistilBERT, BiLSTM, and RNN by 10.8% (i.e., $((0.92 - 0.83) / 0.83) * 100$), 5.75%, 16.46%, and 26% respectively.

Table IV shows the recall measures for all baselines and models versus PrAIortize recall measures for the four priority levels. PrAIortize outperforms Meng et al. [41] baseline with 35.29% in terms of the recall measure and DRONE by approximately 206%. It also further improves the recall of

Priority Level	Low	Medium	High	Critical	Average
PrAIortize	0.92	0.94	0.82	1.00	0.92
Meng et al. [41]	0.64	0.50	0.61	0.96	0.68
DRONE	0.24	0.12	0.25	0.73	0.34
BERT	0.67	0.79	0.95	0.99	0.85
DistilBERT	0.81	0.81	0.92	0.95	0.87
BiLSTM	0.74	0.72	0.76	0.97	0.80
RNN	0.81	0.56	0.84	0.96	0.79

TABLE V: Comparisons of Precision measures of PrAIortize versus other classifiers and baselines

BERT, DistilBERT, BiLSTM, and RNN by 9.52%, 5.75%, 15%, and 24.32% respectively. Finally, Table V presents the precision measure of PrAIortize and the rest models. Similar to F-measure and recall, PrAIortize significantly improves the precision of Meng et al. [41] by 35.29%, achieves a higher precision of DRONE by 170.6%, and the selected pre-trained models (i.e., BERT, DistilBERT, BiLSTM, and RNN) by 8.2%, 5.75%, 15%, and 16.5% respectively.

VI. RELATED WORK

This section describes related research on bug priority prediction.

A. Bug priority prediction in Smart Contracts

Research on the prioritization of bugs in smart contracts is still in its early stages. Some studies have attempted to classify smart contract bugs based on proposed severity schemes (i.e., [44], [45]). However, it is important to note that severity is determined by customers, while priority is determined by developers [8]. To the best of our knowledge, there has not yet been any attempt to automatically predict the priority of bugs in smart contracts.

B. Bug priority prediction in Software Engineering

Several methods have been suggested in the literature for improving the quality of software using bug reports. These approaches can be grouped into duplication detection and classification, bug triage, and bug localization. Many studies have focused on predicting the priority of bug reports, and some of these studies are based on deep learning. For example, Fang et al. [46] proposed a method that uses graph convolutional networks and a weighted loss function for the prediction of bug-fixing priority. Another study by Li et al. [42] used deep multitask learning to develop an approach called PRIMA, which simultaneously learns both the bug category prediction task and the priority prediction task. Other studies are based on machine learning, for instance, Tian et al. [8] proposed a machine learning model for priority prediction based on features extracted from six dimensions: temporal, textual, author, related report, severity, and product. Valvida-Garcia et al. [47], [47] used the experience features of reporters to create blocking bug prediction models based on various classical machine learning classifiers. Zhou et al. [48] conducted a study to examine the impact of source code file feature sets on the accuracy of bug report priority classification. The results

of the study demonstrated that source code file feature sets did not perform as well as textual description features in bug report classification. Tran et al. [49] compared different machine learning methods for evaluating the severity and priority of software bug reports. They suggested using an approach based on optimal decision trees to assess the severity and priority of new bugs. Another study by Haung et al. [50] developed a model for predicting multi-class bug priority that integrates sentiment and community-oriented sociotechnical features from both users and developers. The model was validated in various scenarios, including within-project and cross-project. The results of the study indicate that including assignee and reporter features from sociotechnical perspectives can improve prediction performance.

VII. THREATS TO VALIDITY

One potential threat to external validity with our proposed approach is its generalizability. To address this, we trained and evaluated PrAIoritize on a dataset comprising two reliable sources to further verify the effectiveness of our approach and reduce the risk of threats to external validity. A potential threat to the construct validity of our study is the choice of evaluation metrics. However, the metrics we selected (precision, recall, and F-measure) are widely used in the literature and have been adopted in numerous previous studies, including the selected baselines [11], [41]. Another concern with the construct validity of our study is the distribution of the four levels of priority across the two data sources. While this may potentially impact the performance of PrAIoritize to some extent, the high performance across data sources with four priority levels suggests the effectiveness of our approach.

VIII. CONCLUSION

Smart contract bugs and vulnerabilities are prevalent. To effectively resolve these vulnerabilities and bugs, software engineers often rely on bug reports on open-source platforms such as GitHub, and the National Vulnerability Database (NVD). This paper focuses on the automatic priority prediction of bug reports for smart contracts in order to improve the overall trustworthiness of these contracts. We introduce PrAIoritize, an approach that utilizes automatic labeling and deep learning techniques to prioritize bugs in smart contracts. PrAIoritize evaluation demonstrates its effectiveness in accurately prioritizing smart contract bug reports, and the automatic labeling helps in cross-projects unlabeled reports. The proposed approach offers a reliable method for automatically predicting the priority of bugs for smart contracts and illustrates the usefulness of using automatic labeling and multi-class deep learning techniques in the process of prioritizing bug reports. In the future, we plan to further expand our study by incorporating bug reports from additional OSS projects and experimenting with a wider range of pre-trained models that are commonly used for similar tasks.

REFERENCES

- [1] V. Buterin et al., “A next-generation smart contract and decentralized application platform,” *white paper*, vol. 3, no. 37, pp. 2–1, 2014.
- [2] N. Atzei, M. Bartoletti, and T. Cimoli, “A survey of attacks on ethereum smart contracts (sok),” in *Principles of Security and Trust: 6th International Conference, POST 2017, Held as Part of the European Joint Conferences on Theory and Practice of Software, ETAPS 2017, Uppsala, Sweden, April 22–29, 2017, Proceedings 6*, pp. 164–186, Springer, 2017.
- [3] M. Soud, G. Liebel, and M. Hamdaqa, “A fly in the ointment: An empirical study on the characteristics of ethereum smart contracts code weaknesses and vulnerabilities,” *arXiv preprint arXiv:2203.14850*, 2022.
- [4] T. Durieux, J. F. Ferreira, R. Abreu, and P. Cruz, “Empirical review of automated analysis tools on 47,587 ethereum smart contracts,” in *Proceedings of the ACM/IEEE 42nd International conference on software engineering*, pp. 530–541, 2020.
- [5] M. Saad, J. Spaulding, L. Njilla, C. Kamhoua, S. Shetty, D. Nyang, and A. Mohaisen, “Exploring the attack surface of blockchain: A systematic overview,” *arXiv preprint arXiv:1904.03487*, 2019.
- [6] S. Chaliasos, M. A. Charalambous, L. Zhou, R. Galanopoulou, A. Gervais, D. Mitropoulos, and B. Livshits, “Smart contract and defi security: Insights from tool evaluations and practitioner surveys,” *arXiv preprint arXiv:2304.02981*, 2023.
- [7] S. Tikhomirov, E. Voskresenskaya, I. Ivanitskiy, R. Takhaviev, E. Marchenko, and Y. Alexandrov, “Smartcheck: Static analysis of ethereum smart contracts,” in *Proceedings of the 1st international workshop on emerging trends in software engineering for blockchain*, pp. 9–16, 2018.
- [8] Y. Tian, D. Lo, X. Xia, and C. Sun, “Automated prediction of bug report priority using multi-factor analysis,” *Empirical Software Engineering*, vol. 20, pp. 1354–1383, 2015.
- [9] D. Perez and B. Livshits, “Smart contract vulnerabilities: Vulnerable does not imply exploited..,” in *USENIX Security Symposium*, pp. 1325–1341, 2021.
- [10] P. K. Kudjo and J. Chen, “A cost-effective strategy for software vulnerability prediction based on bellwether analysis,” in *Proceedings of the 28th ACM SIGSOFT International Symposium on Software Testing and Analysis*, pp. 424–427, 2019.
- [11] Y. Tian, D. Lo, and C. Sun, “Drone: Predicting priority of reported bugs by multi-factor analysis,” in *2013 IEEE International Conference on Software Maintenance*, pp. 200–209, IEEE, 2013.
- [12] Y. Yang, X. Xia, D. Lo, and J. Grundy, “A survey on deep learning for software engineering,” *ACM Computing Surveys (CSUR)*, vol. 54, no. 10s, pp. 1–73, 2022.
- [13] X. Yang, D. Lo, X. Xia, Y. Zhang, and J. Sun, “Deep learning for just-in-time defect prediction,” in *2015 IEEE International Conference on Software Quality, Reliability and Security*, pp. 17–26, IEEE, 2015.
- [14] J. Devlin, M.-W. Chang, K. Lee, and K. Toutanova, “Bert: Pre-training of deep bidirectional transformers for language understanding,” *arXiv preprint arXiv:1810.04805*, 2018.
- [15] A. Ciborowska and K. Damevski, “Fast changeset-based bug localization with bert,” in *Proceedings of the 44th International Conference on Software Engineering*, pp. 946–957, 2022.
- [16] V. Sanh, L. Debut, J. Chaumond, and T. Wolf, “Distilbert, a distilled version of bert: smaller, faster, cheaper and lighter,” *arXiv preprint arXiv:1910.01108*, 2019.
- [17] Z. C. Lipton, J. Berkowitz, and C. Elkan, “A critical review of recurrent neural networks for sequence learning,” *arXiv preprint arXiv:1506.00019*, 2015.
- [18] G. Liu and J. Guo, “Bidirectional lstm with attention mechanism and convolutional layer for text classification,” *Neurocomputing*, vol. 337, pp. 325–338, 2019.
- [19] Y. LeCun, L. Bottou, Y. Bengio, and P. Haffner, “Gradient-based learning applied to document recognition,” *Proceedings of the IEEE*, vol. 86, no. 11, pp. 2278–2324, 1998.
- [20] J. Zheng, “Predicting software reliability with neural network ensembles,” *Expert systems with applications*, vol. 36, no. 2, pp. 2116–2122, 2009.
- [21] A. Brown, M. Gupta, and M. Abdelsalam, “Automated machine learning for deep learning based malware detection,” *arXiv preprint arXiv:2303.01679*, 2023.
- [22] A. Stefanoni, “Detecting security patches in java oss projects using nlp,” 2022.
- [23] “Malicious pausing the contract..” <https://github.com/code-423n4/2022-09-nouns-builder-findings/issues/719>.
- [24] “Erc1888 array overrun.” <https://github.com/energywebfoundation/origin/issues/3365>.

- [25] "erc721 contract function returning wrong value." <https://github.com/blockchain-etl/ethereum-etl/issues/319>.
- [26] "ERC721: Non-fungible token standard." <https://eips.ethereum.org/EIPS/eip-721>, 2018. Accessed: May 30, 2023.
- [27] "Sushiswap." <https://github.com/sushiswap/sushiswap-interface/issues/949>.
- [28] M. L. Bermingham, R. Pong-Wong, A. Spiliopoulou, C. Hayward, I. Rudan, H. Campbell, A. F. Wright, J. F. Wilson, F. Agakov, P. Navarro, *et al.*, "Application of high-dimensional feature selection: evaluation for genomic prediction in man," *Scientific reports*, vol. 5, no. 1, pp. 1–12, 2015.
- [29] B. Liu *et al.*, "Sentiment analysis and subjectivity.," *Handbook of natural language processing*, vol. 2, no. 2010, pp. 627–666, 2010.
- [30] S.-M. Kim and E. Hovy, "Determining the sentiment of opinions," in *COLING 2004: Proceedings of the 20th International Conference on Computational Linguistics*, pp. 1367–1373, 2004.
- [31] A. Galappaththi, J. Anvik, and R. B. Islam, "Automatically annotating sentences for task-specific bug report summarization," in *2021 36th IEEE/ACM International Conference on Automated Software Engineering (ASE)*, pp. 1177–1179, IEEE, 2021.
- [32] F. Debole and F. Sebastiani, "Supervised term weighting for automated text categorization," in *Proceedings of the 2003 ACM symposium on Applied computing*, pp. 784–788, 2003.
- [33] G. Salton and C. Buckley, "Term-weighting approaches in automatic text retrieval," *Information processing & management*, vol. 24, no. 5, pp. 513–523, 1988.
- [34] C. D. Manning, *An introduction to information retrieval*. Cambridge university press, 2009.
- [35] A. Joulin, E. Grave, P. Bojanowski, and T. Mikolov, "Bag of tricks for efficient text classification," *arXiv preprint arXiv:1607.01759*, 2016.
- [36] K. Weinberger, A. Dasgupta, J. Langford, A. Smola, and J. Attenberg, "Feature hashing for large scale multitask learning," in *Proceedings of the 26th annual international conference on machine learning*, pp. 1113–1120, 2009.
- [37] K. Ganchev and M. Dredze, "Small statistical models by random feature mixing," in *Proceedings of the ACL-08: HLT Workshop on Mobile Language Processing*, pp. 19–20, 2008.
- [38] T. Mikolov, K. Chen, G. Corrado, and J. Dean, "Efficient estimation of word representations in vector space," *arXiv preprint arXiv:1301.3781*, 2013.
- [39] J. Pennington, R. Socher, and C. D. Manning, "Glove: Global vectors for word representation," in *Proceedings of the 2014 conference on empirical methods in natural language processing (EMNLP)*, pp. 1532–1543, 2014.
- [40] M. Abadi, P. Barham, J. Chen, Z. Chen, A. Davis, J. Dean, M. Devin, S. Ghemawat, G. Irving, M. Isard, *et al.*, "Tensorflow: a system for large-scale machine learning.," in *OsdI*, vol. 16, pp. 265–283, Savannah, GA, USA, 2016.
- [41] F. Meng, X. Wang, J. Wang, and P. Wang, "Automatic classification of bug reports based on multiple text information and reports' intention," in *Theoretical Aspects of Software Engineering: 16th International Symposium, TASE 2022, Cluj-Napoca, Romania, July 8–10, 2022, Proceedings*, pp. 131–147, Springer, 2022.
- [42] Y. Li, X. Che, Y. Huang, J. Wang, S. Wang, Y. Wang, and Q. Wang, "A tale of two tasks: Automated issue priority prediction with deep multi-task learning," in *Proceedings of the 16th ACM/IEEE International Symposium on Empirical Software Engineering and Measurement*, pp. 1–11, 2022.
- [43] A. J. Viera, J. M. Garrett, *et al.*, "Understanding interobserver agreement: the kappa statistic," *Fam med*, vol. 37, no. 5, pp. 360–363, 2005.
- [44] P. Zhang, F. Xiao, and X. Luo, "A framework and dataset for bugs in ethereum smart contracts," in *2020 IEEE International Conference on Software Maintenance and Evolution (ICSME)*, pp. 139–150, IEEE, 2020.
- [45] J. Chen, X. Xia, D. Lo, J. Grundy, X. Luo, and T. Chen, "Defining smart contract defects on ethereum," *IEEE Transactions on Software Engineering*, vol. 48, no. 1, pp. 327–345, 2020.
- [46] S. Fang, Y.-s. Tan, T. Zhang, Z. Xu, and H. Liu, "Effective prediction of bug-fixing priority via weighted graph convolutional networks," *IEEE Transactions on Reliability*, vol. 70, no. 2, pp. 563–574, 2021.
- [47] H. Valdivia Garcia and E. Shihab, "Characterizing and predicting blocking bugs in open source projects," in *Proceedings of the 11th working conference on mining software repositories*, pp. 72–81, 2014.
- [48] C. Y. Zhou, C. Zeng, and P. He, "An exploratory study of bug prioritization and severity prediction based on source code features,"
- [49] H. M. Tran, S. T. Le, S. V. Nguyen, and P. T. Ho, "An analysis of software bug reports using machine learning techniques," *SN Computer Science*, vol. 1, no. 1, pp. 1–11, 2020.
- [50] Z. Huang, Z. Shao, G. Fan, H. Yu, K. Yang, and Z. Zhou, "Bug report priority prediction using developer-oriented socio-technical features," in *Proceedings of the 13th Asia-Pacific Symposium on Internetware*, pp. 202–211, 2022.