

Uncertainty Benchmarks for Time-Dependent Transport Problems

W. Bennett¹ and R. G. McClarren¹

¹University of Notre Dame

2006 St Joseph Dr, Notre Dame, IN 46556

wbennet2@nd.edu, rmcclarr@nd.edu

ABSTRACT

Uncertainty quantification results are presented for a well known verification solution, the time dependent transport infinite plane pulse. The method of polynomial chaos expansions (PCE) is employed for quick and accurate calculation of the quantities of interest. Also, the method of uncollided solutions is used in this problem to treat part of the uncertainty calculation analytically.

KEYWORDS: Uncertainty quantification, transport, radiative transfer

1. INTRODUCTION

The time dependent, isotropic scattering transport equation with a delta function source is

$$\left(\frac{\partial}{\partial t} + \mu \frac{\partial}{\partial x} + 1 \right) \psi(x, t, \mu) = \frac{c}{2} \phi(x, t) + \frac{1}{2} \delta(x) \delta(t), \quad (1)$$

where, $\psi(x, t, \mu)$ is the angular flux, and $\phi(x, t) = \int_{-1}^1 d\mu' \psi(x, t, \mu')$ is the scalar flux. μ is the cosine of the angle between the polar angle of the direction of flight of a particle and the x -axis. c is the scattering ratio, defined as $c \equiv \sigma_s / \sigma_t$ where σ_s is the scattering cross section and σ_t is the total absorption plus scattering cross section.

The linearity of Eq. (1) allows the scalar flux to be divided into sum of the collided and collided parts ($\phi = \phi_u + \phi_c$) where the uncollided flux has not experienced scattering and the collided flux has. [1] gives the uncollided solution to Eq. (1),

$$\phi_u = \frac{1}{2} \frac{\exp(-t)}{t} \Theta \left(1 - \frac{x}{t} \right), \quad (2)$$

where Θ is a step function. The collided solution given is,

$$\phi_c(x, t) = c \left(\frac{e^{-t}}{8\pi} (1 - \eta^2) \int_0^\pi du \sec^2 \left(\frac{u}{2} \right) \operatorname{Re} \left[\xi^2 e^{\frac{ct}{2}(1-\eta^2)\xi} \right] \right) \Theta(1 - |\eta|), \quad (3)$$

where

$$\xi(u, \eta) = \frac{\log q + i u}{\eta + i \tan(\frac{u}{2})} \quad (4)$$

and

$$q = \frac{1 + \eta}{1 - \eta}, \quad \eta = \frac{x}{t}. \quad (5)$$

Since the source in this configuration is a delta function, the only physical parameter is the scattering ratio, c . To introduce uncertainty into the system, c is defined as an uncertain parameter,

$$c = \bar{c} + a_1 \theta, \quad (6)$$

where \bar{c} is a known mean value, a_1 is a constant, and θ is a uniform random variable, $\theta \sim \mathcal{U}[-1, 1]$. This definition makes $a_1 > 0$ give the width of the uncertain interval centered around the mean \bar{c} . It is noteworthy that if the uncertain interval extends from $c > 1$ to $c < 1$, there is uncertainty in whether the system is multiplying or decaying. Also, the uncollided flux (Eq. (2)), has no uncertainty. This is a consequence of the uncollided particles having no interaction with the material.

It is assumed that the magnitude of a_1 is small enough so that c is always positive. For a uniform random variable, the probability density function (PDF) is defined as

$$f(\theta_i) = \begin{cases} \frac{1}{2} & \theta_i \in [-1, 1] \\ 0 & \text{otherwise} \end{cases}. \quad (7)$$

With these choices for our uncertain parameters, the expectation of the scalar flux is defined,

$$E[\phi] = \frac{1}{2}(E[\phi_u] + E[\phi_c]) = \phi_u + \frac{1}{2} \int_{-1}^1 d\theta_1 \phi_c(c). \quad (8)$$

The variance is also found,

$$\text{VAR}[\phi] = E[\phi^2] - E[\phi]^2, \quad (9)$$

$$\text{VAR}[\phi] = \frac{1}{2} \int_{-1}^1 d\theta \phi_c(c)^2 - \frac{1}{4} \left(\int_{-1}^1 d\theta \phi_c(c) \right)^2. \quad (10)$$

The moments of the collided scalar flux may be calculated with numerical quadrature, where Eq. (3) is the integrand. These results will be useful for benchmarking the polynomial expansion of the solution. It is possible to carry out the first integral over the uncertain variable to find expectation,

$$E[\phi_c] = \frac{1}{8\pi a_1 (\eta^2 - 1) t^2} \int_0^\pi du \sec^2\left(\frac{u}{2}\right) \text{Re} \left[e^{-\frac{1}{2}(\eta^2 - 1)\xi t(a_1 + \bar{c}) - t} \times \right. \\ \left. \left((\eta^2 - 1) \xi t (a_1 + \bar{c}) + e^{a_1(\eta^2 - 1)\xi t} ((\eta^2 - 1) \xi t (a_1 - \bar{c}) - 2) + 2 \right) \right] \Theta(1 - |\eta|). \quad (11)$$

The second moment which is required to find the variance must be calculated with a double numerical quadrature integral.

2. POLYNOMIAL CHAOS

While it is possible to calculate the moments of the quantity of interest (QoI) with integration, more statistically robust quantile measures require Monte Carlo sampling. If the QoI is difficult to calculate, arriving at an accurate estimate of the median for example could be very expensive. If however, the solution is represented as a polynomial expansion of the solution in the uncertain variables, evaluation will be trivial once the coefficients have been calculated. This is the motivation for PCE. Therefore, the scalar flux as a function of the scattering ratio is approximated by,

$$\phi_c(c) = \phi_u + \sum_{j=0}^J c_j P_j(\theta), \quad (12)$$

where P_j are Legendre polynomials. The coefficients in the expansion are found by,

$$c_j = \frac{2j+1}{2} \int_{-1}^1 d\theta \phi_c(c) P_j(\theta). \quad (13)$$

Representing the collided flux as a polynomial pays immediate dividends. The oddness of the Legendre polynomials allows us to find the expectation exactly from the zeroth expansion coefficient,

$$E[\phi] = \phi_u + c_0, \quad (14)$$

where $\frac{1}{2}c_0$ can be interpreted to be the expected value of the collided flux. The orthogonality of the polynomials may also be employed to simplify the variance,

$$\text{VAR}[\phi] = \sum_{j=0}^J \frac{1}{2j+1} c_j^2 - c_0^2 = \sum_{j=1}^J \frac{1}{2j+1} c_j^2. \quad (15)$$

The variance is not dependent on the uncollided solution, which is expected. While this method can be employed to find the skewness, kurtosis, etc., we limit our study to expectation and variance. The convergence of the root mean square error of the variance as a function of the order of the polynomial expansion is shown in Figure 1 for a case with high variance. The linear slope of the error indicates spectral convergence.

At $t = 1$ and $t = 5$ mean free times, the mean and plus and minus one standard deviation are shown in Figures 2 and 3. A ten percent uncertainty is modelled in the left panels and a constant uncertainty on the right. For the same uncertainties, the variance increases as the scattering ratio grows closer to one for early and later times. At later times when the difference between a multiplying solution and a decaying solution is more drastic, the variance in the solution with c centered around one is much greater than the solutions for other scattering ratios that are always less than one.

To show quantile results, the expansion is sampled with the Sobol sequence [2], which is quasi-random and converges faster than a random sequence. Results were calculated from roughly five million samples and are shown in Figures 4 and 5. These results show, like the moments results, that the interval a sample can be expected to fall in increases as the scattering ratio tends to one.

3. CONCLUSIONS

A method for characterizing the uncertainty in a time dependent scattering transport problem is presented. This method can be extended into higher dimensions to transport problems with different sources, which introduce new uncertainties such as the source width or the time the source is left on. Introducing uncertainty in the source will result in uncertainty in the wavefront, which could cause difficulty for spectral methods like PCE since polynomial expansions over sharp interfaces converge slowly. In addition to creating benchmarks for uncertain transport problems, PCE can be employed to produce benchmark solutions for radiative transfer problems such as the P_1 Su-Olson problem [3] or the Marshak wave [4, 5].

ACKNOWLEDGEMENTS

This work was supported by a Los Alamos National Laboratory under contract #599008, “Verification for Radiation Hydrodynamics Simulations”.

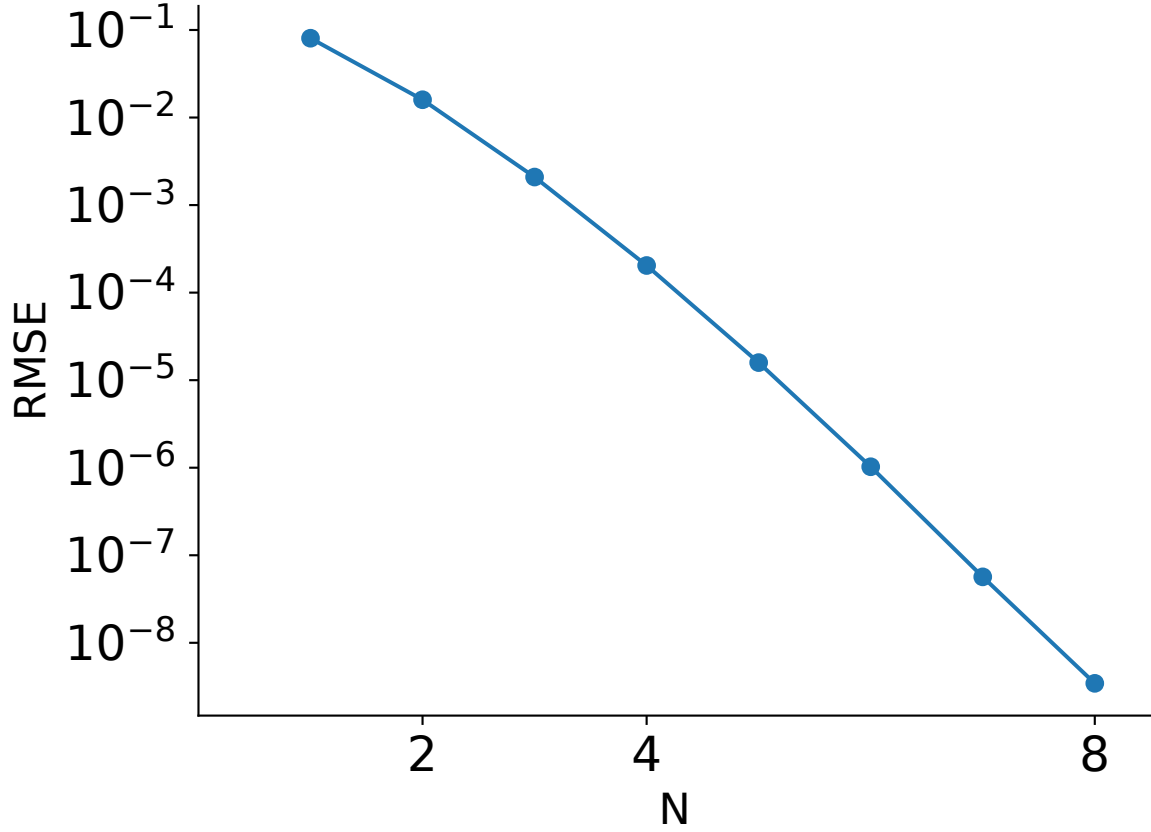


Figure 1: Root mean square error (RMSE) of the expansion variance versus expansion order N , calculated with Eq. (15) for $t = 5$, $c = 1$, $a_1 = 0.5$.

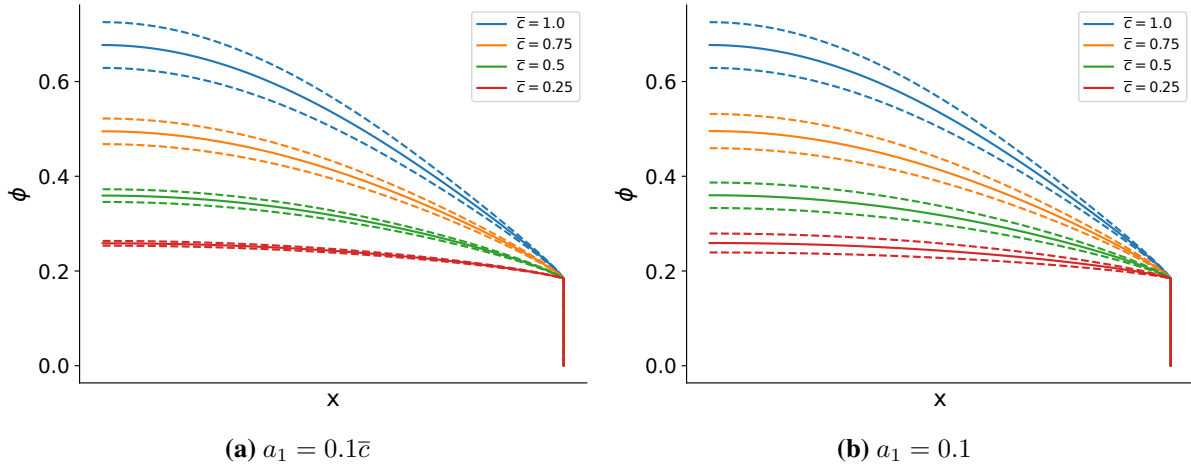


Figure 2: Plus and minus one standard deviation (dashed lines) and mean (solid lines) for the time dependent plane pulse problem at $t = 1$ with an uncertain scattering ratio calculated with a order 12 expansion

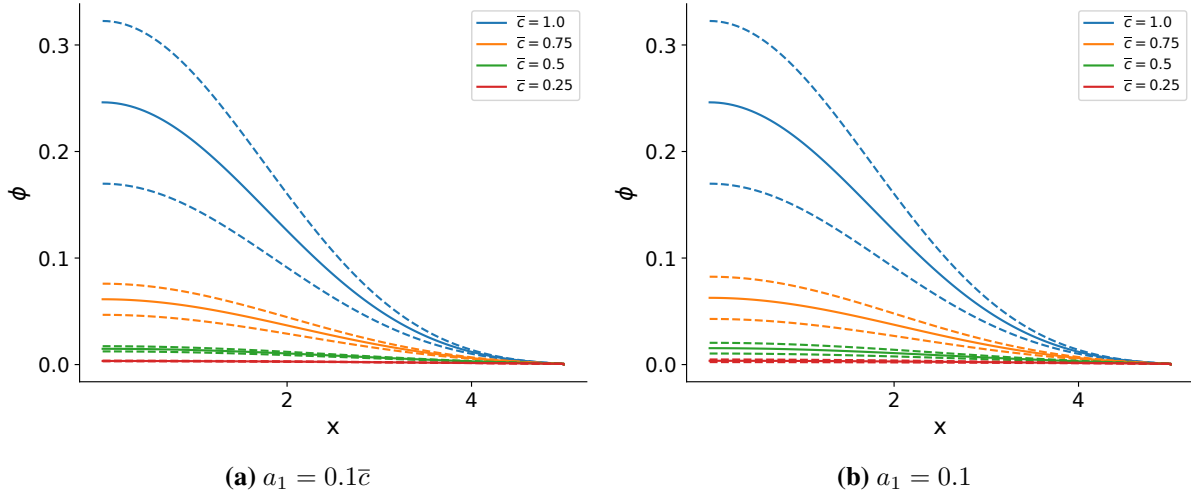


Figure 3: Plus and minus one standard deviation (dashed lines) and mean (solid lines) for the time dependent plane pulse problem at $t = 5$ with an uncertain scattering ratio calculated with a order 12 expansion

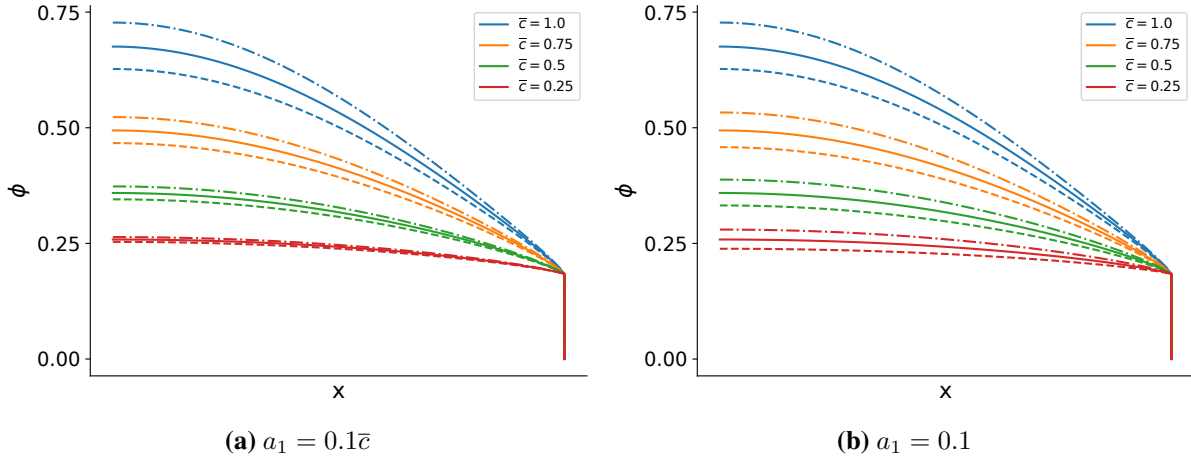


Figure 4: Twentieth (dashed) fiftieth (solid) and eightieth (dot-dashed) percentile for the time dependent plane pulse problem at $t = 1$ with an uncertain scattering ratio calculated with a order 12 expansion

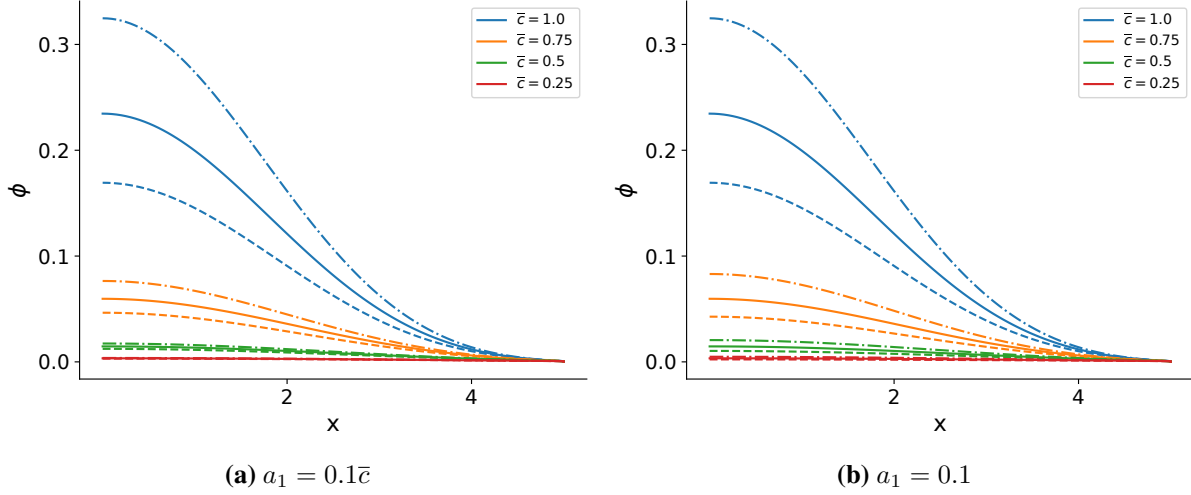


Figure 5: Twentieth (dashed) fiftieth (solid) and eightieth (dot-dashed) percentile for the time dependent plane pulse problem at $t = 5$ with an uncertain scattering ratio calculated with a order 12 expansion

REFERENCES

- [1] B. D. Ganapol, R. S. Baker, J. A. Dahl, and R. E. Alcouffe. “Homogeneous Infinite Media Time-Dependent Analytical Benchmarks.” Technical Report LA-UR-01-1854, Los Alamos National Laboratory (2001). URL <https://www.osti.gov/biblio/975281>.
- [2] I. M. Sobol’. “On the distribution of points in a cube and the approximate evaluation of integrals.” *Zhurnal Vychislitel’noi Matematiki i Matematicheskoi Fiziki*, **volume** 7(4), pp. 784–802 (1967).
- [3] R. G. McClarren, J. P. Holloway, and T. A. Brunner. “Analytic P1 solutions for time-dependent, thermal radiative transfer in several geometries.” *Journal of Quantitative Spectroscopy and Radiative Transfer*, **volume** 109(3), pp. 389–403 (2008).
- [4] R. E. Marshak. “Effect of Radiation on Shock Wave Behavior.” *The Physics of Fluids*, **volume** 1(1) (1958).
- [5] A. G. Petschek, R. E. Williamson, and J. K. Wooten Jr. “The penetration of radiation with constant driving temperature.” Technical Report LAMS-2421, Los Alamos Scientific Lab., N. Mex. (1960).