

An Examination of the Compositionality of Large Generative Vision-Language Models

Teli Ma¹, Rong Li¹, Junwei Liang^{1, 2*}

¹ AI Thrust, The Hong Kong University of Science and Technology (Guangzhou)

² Department of Computer Science and Engineering, The Hong Kong University of Science and Technology
{tma184@connect.hkust-gz.edu.cn, junweiliang@hkust-gz.edu.cn}

Abstract

With the success of Large Language Models (LLMs), a surge of Generative Vision-Language Models (GVLMs) have been constructed via multimodal instruction tuning. The tuning recipe substantially deviates from the common contrastive vision-language learning. However, the performance of GVLMs in multimodal compositional reasoning remains largely unexplored, as existing evaluation metrics and benchmarks focus predominantly on assessing contrastive models like CLIP. In this paper, we examine the potential evaluation metrics to assess the GVLMs and hypothesize generative score methods are suitable for evaluating compositionality. In addition, current benchmarks tend to prioritize syntactic correctness over semantics. The presence of morphological bias in these benchmarks can be exploited by GVLMs, leading to ineffective evaluations. To combat this, we define a MorphoBias Score to quantify the morphological bias and propose a novel LLM-based strategy to calibrate the bias. Moreover, a challenging task is added to evaluate the robustness of GVLMs against inherent inclination toward syntactic correctness. We include the calibrated dataset and the task into a new benchmark, namely MORphological De-biased Benchmark (MODE). Our study provides the first unbiased benchmark for the compositionality of GVLMs, facilitating future research in this direction. We will release our code and datasets.

1 Introduction

A surge of research on vision-language models (VLMs) has demonstrated success in a wide range of tasks, including zero-shot visual recognition (Radford et al. 2021; Gao et al. 2021; Zhou et al. 2022), visual question answering (Alayrac et al. 2022; Chen et al. 2022), and image-to-text retrieval (Alayrac et al. 2022; Gong et al. 2023a). Previous VLMs are mainly constructed based on the contrastive learning framework, where visual and linguistic embeddings are projected into a joint space to match (Radford et al. 2021; Jia et al. 2021; Li et al. 2022). However, with the advent of large language models (LLMs) like ChatGPT, GPT-4 (OpenAI 2023) and LLaMA (Touvron et al. 2023a), recent studies have extended the LLM architecture to multimodal settings, which is named as Generative VLMs (GVLMs) (Liu et al. 2023; Zhu et al. 2023; Li et al. 2023a; Gao et al. 2023). The GVLMs deviate from the CVLMs in projecting

visual features into the latent lexical space of LLMs, and leveraging the generation capacity of LLMs to solve vision-language tasks. In the training process, most work follows the recipe of freezing the main body of visual encoders and LLMs, only updating the negligible parameters of projecting layers, which is also called “bridge architecture” (Rajesh et al. 2023).

Despite the emergence of research on GVLMs, the understanding of compositionality in GVLMs has remained an enigmatic black box, with no thorough investigations conducted thus far. Previous research studies (Thrush et al. 2022; Zhao et al. 2022; Yuksekogonul et al. 2022a; Ma et al. 2023; Ray et al. 2023a) in multimodal compositionality focus on establishing retrieval-based benchmarks for evaluating CVLMs on object relations and attribute understanding, order sensitiveness of sentence elements, and atom-level understanding. The CVLMs have demonstrated abilities to discriminate position captions from negative ones based on the image-text similarity, where the disparities between the positive and negative captions are relatively subtle, such as “an old person kisses a young person” and “a young person kisses an old person” (Thrush et al. 2022). In this paper, we ask the following questions:

- Are the current CVLMs benchmarks suitable for evaluating GVLMs?
- What metric should be selected to assess the alignment of image-text pairs as GVLMs cannot output similarity scores like CVLMs?

To answer the two questions, we explore the compositional reasoning abilities of generative VLMs. To the best of our knowledge, this work is the first attempt to analyze the metrics and benchmarks for the compositionality of GVLMs. Our work comprises four-fold:

- **Provide an elaborated analysis of potential evaluation protocols for measuring image-text coherence when generative vision-language models perform compositional reasoning.** We present three kinds of potential evaluation protocols: zero-shot answer generation, contrastive scores (BERTScore (Zhang et al. 2019)), generative scores (GPTScore (Fu et al. 2023) and VisualGPTScore (Lin et al. 2023)). Through detailed analysis and discussions, we conclude that VisualGPTScore is the most suitable for evaluating the compositionality

*Corresponding author.

of bridge-architecture GVLMs.

- **We uncover that generative VLMs sometimes prefer syntactical correctness rather than content-related correctness.** Based on the VisualGPTScore, we reveal that GVLMs mitigate bags-of-words problems broadly existed in CLIP (Radford et al. 2021). However, GVLMs suffer from preferring syntactically correct references rather than content-related ones. In contrast, CLIP pays more attention to the correlation of visual contents but is not sensitive to the order of atoms in references.
- **We identify the existence of morphological bias in current multimodal compositional reasoning benchmarks, and we quantitatively assess the bias with a defined MorphoBias Score.** Current compositional reasoning benchmarks are designed for evaluating contrastive VLMs and they may not be suitable for generative VLMs evaluation. We define the kind of bias that existed in the benchmark as the morphological bias and leverage LLM to quantify it as the MorphoBias Score for statistical analysis. We visualize the distributions of MorphoBias Score on current benchmarks and unveil that such bias exists widely.
- **Based on the MorphoBias Score, we propose a Morphological De-biased Benchmark (MODE) based on current benchmarks for more robust multimodal compositionality evaluation.** We adopt different strategies to calibrate existing benchmarks. We add a new challenging assessment in MODE to evaluate the content understanding across visual and language modalities. Performance on a number of GVLMs is reported on MODE, and we show the robustness and faithfulness to human judgments of our new benchmark.

In the rest of the paper, we first formally introduce GVLM in Section 2 and then provide elaborated analysis of results and traits of different metrics in Section 3. In Section 4, we identify the existence of morphological bias in current benchmarks and calibrate it using the proposed MODE.

2 Generative Vision-Language Models

In this paper, we define GVLMs as models that combine visual encoders with large language models (LLMs) trained on large text corpora. The prevailing approach in recent research connects a frozen visual encoder with an LLM by training mapping layers on images-text pairs, followed by fine-tuning using multi-modal instructional data to facilitate multi-turn conversations (Liu et al. 2023; Gao et al. 2023; Zhu et al. 2023; Dai et al. 2023; Su et al. 2023; Gong et al. 2023b; Sun et al. 2023). This approach is anchored in the idea of treating visual tokens the same as linguistic ones. The visual tokens are mapped into a lexical embedding space and harnessed to generate textual content in an autoregressive manner. Formally, given an image I and the visual encoding $g(I)$ from encoders like Vision Transformer (Dosovitskiy et al. 2020), the mapping process can be formulated as:

$$\mathbf{z} = \mathbf{M}(g(I)), \mathbf{z} = \{z_1, z_2, \dots, z_N\}, \quad (1)$$

where N is the number of visual tokens and \mathbf{M} is the mapping layers. Different from CVLMs that utilize contrastive loss, the training objective of multi-modal autoregressive training is to maximize the log-likelihood of the next true token. Denote the tokenized instructions as \mathbf{p} and the output words as t_i , ($1 \leq i \leq K$), the GVLM training objective is defined as:

$$\max_{\theta_M, \theta_\sigma} \sum_{i=1}^K \log P(t_i | \mathbf{p}, \mathbf{z}, t_1, t_2, \dots, t_{i-1}; \theta_M, \theta_\sigma) \quad (2)$$

where θ_M refers to the learnable parameters of mapping layers \mathbf{M} and θ_σ refers to other tunable parameters like adapter layers in LLaMA-Adapter V2 (Gao et al. 2023), or visual abstractor and LoRA in mPLUG-Owl (Ye et al. 2023).

In comparison, the training objective of CVLMs (CLIP-based (Radford et al. 2021)) is based on the contrastive loss between vision and language. Please refer to supplementary material for CVLMs formulation.

3 Evaluation Metrics Examination

As introduced above, previous research on compositionality of VLMs are mostly CLIP-based, where vision-language similarity score can intrinsically serve as the basis for quantitatively estimating relations, attributes, and sequence order of image-text pairs. In this section, we discuss the potential metrics for GVLMs to assess image-text coherence on retrieval-based compositional benchmarks. We study the pros and cons of different metrics and discuss the robustness of evaluating the GVLMs on concurrent benchmarks.

3.1 Experimental Setup

Model choices: In this paper we leverage two state-of-the-art GVLMs, namely LLaVA (Liu et al. 2023) and MiniGPT-4 (Zhu et al. 2023), to conduct experiments. LLaVA is the first method to project visual features into LLaMA (Touvron et al. 2023a) latent space via multimodal instruction tuning. A linear projection layer and the parameters of the LLM are tuned on conversations, detailed descriptions, and complex reasoning datasets. MiniGPT-4 (Zhu et al. 2023) maps visual embeddings obtained from ViT and Q-Former (Li et al. 2022) into Vicuna (Chiang et al. 2023) via a linear projection layer. We adopt the model version of “LLaVA-7B-v0” and “Minigt4-aligned-with-Vicuna7B” to evaluate.

Datasets: We use Winoground (Thrush et al. 2022), VL-Checklist (Zhao et al. 2022), ARO (Yuksekgonul et al. 2022a) and CREPE (Ma et al. 2023) in the evaluation analysis, totaling 52,189 images and 129,558 reference sentences. All benchmarks necessitate model’s selection of positive reference sentences from negative ones. For Winoground, we report text score, image score and group score as the paper (Thrush et al. 2022). For other datasets, Recall@1 accuracy is reported.

3.2 Proposed Evaluation

Contrastive scores. There is a substantial body of research measuring the quality of natural language generation, especially in machine translation and caption generation. The metrics include BLEU (Papineni et al. 2002),

Metrics	Winoground (Thrush et al. 2022)			VL-Checklist (Zhao et al. 2022)		ARO (Yuksekgonul et al. 2022a)				Crepe (Ma et al. 2023)		
	Text	Image	Group	Relation	Attribute	VG-Relation	VG-Attribute	COCO-Order	Flickr30K-Order	Atom	Swap	Negate
LLaVA-7B (Liu et al. 2023)												
Zero-shot*	-	-	-	52.20	54.10	48.70	50.30	-	-	-	-	-
BERTScore	13.50	5.25	2.25	66.41	59.89	57.67	64.57	87.76	86.98	14.19	30.81	11.45
GPTScore	25.50	17.00	10.50	78.71	66.04	58.38	77.52	94.24	94.67	50.03	61.62	36.64
VisualGPTScore	24.80	25.00	13.00	83.54	67.67	59.70	83.87	97.51	98.13	60.37	71.30	55.62
MiniGPT-4-7B (Zhu et al. 2023)												
Zero-shot*	-	-	-	46.90	55.70	44.10	47.60	-	-	-	-	-
BERTScore	14.00	8.00	2.75	66.64	60.44	58.86	67.67	89.45	87.34	12.13	32.33	12.78
GPTScore	24.50	21.75	11.50	80.24	66.80	58.59	84.03	97.96	96.25	50.64	63.98	27.56
VisualGPTScore	23.25	18.00	9.50	84.31	72.96	60.30	90.99	98.88	99.41	64.38	75.00	26.88

Table 1: Performance of different metrics on various current benchmarks. Zero-shot represents zero-shot answer generation by GVLMs and * represents evaluate on sampled 1000 items, extracting answers from generate text manually.

METEOR (Banerjee and Lavie 2005), ROUGE (Lin 2004) and CIDEr (Vedantam, Lawrence Zitnick, and Parikh 2015). Recently, BERTScore (Zhang et al. 2019) has argued that these metrics emphasize the surface format of the reference. As a result, sentences that have the correct semantic meaning, but differ significantly in lexical expression from the reference, may be undervalued. Hence, we leverage BERTScore (Zhang et al. 2019) to compute the similarity between reference sentences and GVLM-generated captions. It estimates the semantic distances using a contrastive language model. Specifically, we utilize RoBERTa (Liu et al. 2019) to compute the similarity.

Zero-shot answer generation. Unlike contrastive models, GVLMs excel in zero-shot generation when guided by instructions, prompts, or demonstrations. Therefore, we propose a practical evaluation approach that involves converting reference sentences into numbered multiple-choice questions and using the GVLMs to generate the answer number directly.

Generative scores. The generative scores are based on the zero-shot generation capabilities of GVLMs. In this paper, we examine the evaluation protocol of the GPTScore (Fu et al. 2023) and VisualGPTScore (Lin et al. 2023). For the GPTScore, an LLM (specifically, Vicuna-13B (Chiang et al. 2023)) is used to compute the averaged log-likelihood of the reference sentence tokens, given the captions generated by the GVLMs. Therefore, the score will be higher if the GVLM provides captions close to the reference sentence. Formally, suppose the reference sentence to be evaluated as \mathbf{r} , the instructions for generating and evaluating as \mathbf{p}_1 and \mathbf{p}_2 , and the generated captions from GVLMs as \mathcal{S} , the evaluation is formulated as:

$$\text{GPTScore}(\mathbf{r}|\mathcal{S}) = \sum_{t=1}^m w_t \log P(r_t | \mathbf{r}_{<t}, \mathcal{S}, \mathbf{p}_2; \theta_{LLM}) \quad (3)$$

$$\mathcal{S} = \{s_i\}_{i \in |\mathcal{S}|} = \arg \max_{s_i \in \Omega} \prod_{i=1}^{|\mathcal{S}|} P(s_i | s_{<i}, \mathbf{p}_1; \theta_{GVLM}) \quad (4)$$

where Ω is the vocabulary codebook space of the LLM, m is the length of tokens in references and $w_t = \frac{1}{m}$ to average the probability.

In contrast, VisualGPTScore measures the GVLMs using

the log-likelihood of directly generating reference sentences conditioned on the image and the instruction \mathbf{p} without using an external LLM. It is a more direct method to quantitatively estimate the relation of the image and reference sentences in the vision-language setting compared to GPTScore. We formulate the process as:

$$\text{VisualGPTScore}(\mathbf{r}|\mathcal{I}) = \sum_{t=1}^m w_t \log P(r_t | \mathbf{r}_{<t}, \mathbf{p}, \mathcal{I}; \theta_{GVLM}) \quad (5)$$

where \mathcal{I} represents the image to be evaluated and $w_t = \frac{1}{m}$.

3.3 Result Analysis

We report the evaluation results in Table 1. In the following, we provide our findings from the experiments.

Zero-shot answer generation suffers from free-form generation. We attempt to prompt and demonstrate the LLaVA and MiniGPT-4 to output the choices of positive or negative reference sentences based on corresponding images. However, both models generate the answers in free-form text. For example, *While both A and B describe ducks, the visual content suggests that the duck in the image is more likely to be a B, as it is seen walking or swimming in the water rather than A, which would indicate that the duck is flying or resting on the ground.* Hence, automatically extracting specific answers “A” or “B” from the above predictions is difficult. In order to show quantitative results, we extract the answers manually and report the accuracy in a sampled subset of the original benchmarks, including 1000 test samples. The results are reported in Table 1 (Zero-shot). We notice that the accuracy of both models is close to random guessing, which is 50% in our selected benchmarks. To make it worse, there exist predictions that the rationales conformed to the answer A, but the model specifically chooses the answer B. We post the examples in the supplementary material.

Hallucination of model generation. Hallucination refers to the phenomenon of generating texts that are incorrect, nonsensical, or stuck in repetitive loops (Maynez et al. 2020). In our experiments, we find both the zero-shot answer generation and text-generation-based metrics (BERTScore and GPTScore) suffer from the hallucinated prediction, e.g., the LLaVA would output nonsensical predictions like *2012-2023, University of Wisconsin-Madison, LLaVA, All Rights*

Reserved. We conduct a numerical analysis and find that 12.13% and 4.95% of the instances exhibit hallucination on average for LLaVA and MiniGPT-4, respectively. The hallucination phenomenon hinders getting accurate evaluation results from the aforementioned metrics. In comparison, the VisualGPTScore does not depend on generated captions and thus it is not affected by this problem.

VisualGPTScore is better than the other three metrics. Compared to the other metrics, We conclude that VisualGPTScore has the following advantages: 1. VisualGPTScore outputs the probability of generating specific reference sentences directly and only needs a one-turn evaluation. Thus it requires a lower computational cost. 2. As shown in the previous paragraph, VisualGPTScore is not affected by the hallucination problem. Therefore, we hypothesize VisualGPTScore is a better metric to evaluate the compositionality of GVLMs. We focus on the generative score metrics in the following section for detailed analysis.

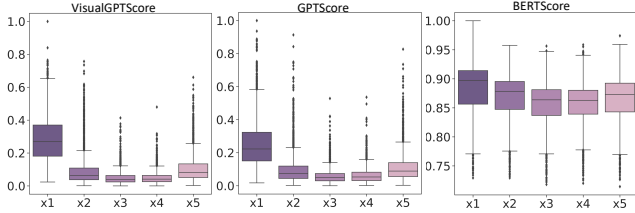


Figure 1: Box plots of scaled score distributions for original (x1) and perturbed captions (x2-x5, x2: shuffle nouns & adj, x3: shuffle all but nouns & adj, x4: shuffle within trigrams, x5: shuffle trigrams). The distribution gap between the original captions and the shuffled captions is evident for the generative scores, while the contrastive score (BERTScore) is significantly less affected by the order of words.

3.4 Trait Analysis of Generative Scores

Generative scores mitigate bags-of-words. Previous research works have pointed out that CVLMs suffer from the bags-of-words phenomenon when doing compositional reasoning due to the pre-training recipe using visual and text data in instances-level (Yuksekgonul et al. 2022b; Diwan et al. 2022). However, we observe that the bags-of-words problem is not only related to the models, but also highly correlated to the evaluation metrics.

We explore the influence of different metrics in sensitivity to the order of tokens in sentences for GVLMs. Following CREPE (Ma et al. 2023), we randomly sample 2.5K image-text pairs from the COCO dataset (Lin et al. 2014) and adopt the following strategies to shuffle the elements of captions: *Shuffle only nouns & adjectives*, *Shuffle all but nouns & adjectives*, *Shuffle within trigrams*, *Shuffle trigrams*. Then, we calculate the VisualGPTScore, GPTScore and BERTScore based on LLaVA-7B. The normalized results are shown in Fig. 1, where x1 represents correct captions and x2-x5 represents shuffled captions respectively.

It can be observed that to the same model, LLaVA-7B, generative metrics (VisualGPTScore & GPTScore) are more sensitive to the order and structure of reference sentences

compared with contrastive metric BERTScore. It also implies the bags-of-words problem of CLIP may be attributed to the evaluation metric of cross-modal similarity.

Generative VLMs sometimes prefer syntactic correctness to contents. Based on the observation that generative scores mitigate the bags-of-words problem to some extent, we are curious about whether they lean more towards evaluating syntactic correctness than content relevance when assessing the compositionality of GVLMs. To examine it, we design an experiment using the test set of Flickr30K dataset (Young et al. 2014). Specifically, we sample 507 image-text pairs and construct three types of evaluation cases as shown in Fig. 2 (b). Given an image, the task is to retrieve the correct caption from the cases below. The final scores are averaged over 507 test samples. In Case 1, each correct reference sentence is accompanied by two hard negatives with shuffled nouns, adjectives and trigrams. In Case 2, the provided negatives are fluent and syntactically correct captions sampled from COCO, which are unrelated to the visual contents. In Case 3, we keep only adjectives and nouns in the positive reference sentences by removing all the adverbs, pronouns and modifiers.

We present Recall@1 of VisualGPTScore & GPTScore for the GVLM (LLaVA-7B), and vision-language similarity for the CVLM (CLIP) in three evaluation cases. As shown in Fig. 2 (a), the LLaVA model can easily discriminate the right reference sentences from the shuffled ones, reaching 98.62% and 95.06% respectively on VisualGPTScore and GPTScore. However, if the negatives are random reference sentences in Case 2, the performance degradation is up to 31.56% and 65.67%. In Case 3, where the sentences are syntactically incorrect, the performance drops to 27.02% and 5.92%. In contrast, CLIP excels at excluding negative sentences that are contextually unrelated to the image, but suffers from insensitive to syntax and sentence order.

The potential reason for the above results is the difference in the pre-training paradigm. Specifically, the generative model pre-training is to maximize the likelihood of the next token prediction in an auto-regressive manner. In contrast, the training objective of CVLM is to maximize the alignment between positive image-text pairs and minimize that between negative ones. Previous research (Yuksekgonul et al. 2022b) shows that CLIP takes the short-cut strategy of not encoding the order information, but only object features for retrieval/captioning tasks, which conforms to our finding. We also conclude that *the generative VLMs may take the short-cut strategy of not fully mapping the visual and linguistic features, but leveraging the emerging capacity to generate based on limited visual cues.*

4 Morphological Bias of Datasets

A number of compositionality benchmarks have been proposed to evaluate the CVLMs based on the image-text similarity scores. The task is formulated as image-to-text retrieval. Based on the aforementioned discussions, we hypothesize VisualGPTScore is a more suitable metric to evaluate the compositionality of GVLMs. However, we identify there exists a morphological bias in current benchmarks. In this section, we demonstrate the morphological bias and

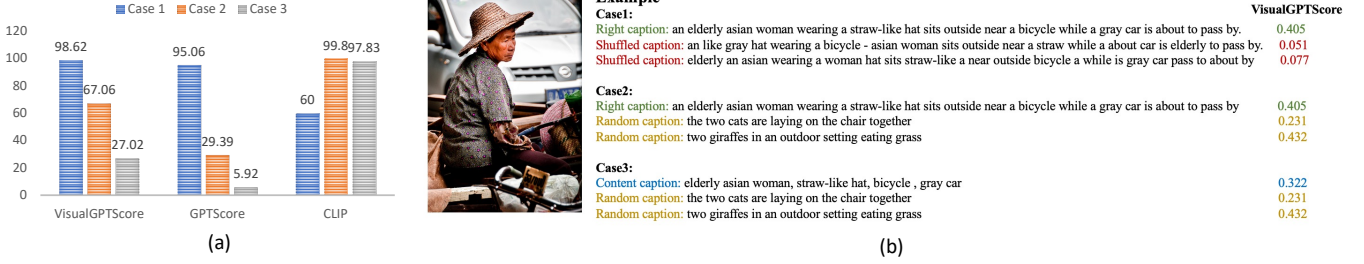


Figure 2: **(a)**. We report the accuracy of two generative scores based on LLaVA-7B and contrastive score based on CLIP in the sampled 507 image-text pairs, each pair is consisted of three cases like the example in (b). **(b)**. **An example of three Cases of captions we construct to validate the preference of syntax and contents.** *Right caption*: the original caption of image, *Shuffled caption*: caption that the sentence elements are shuffled, *Random caption*: fluent and syntactically correct captions from other datasets (COCO), *Content caption*: caption that keep only adjectives and nouns to keep the contents like objects and attributes. We present the normalized VisualGPTScore of every reference sentences in this example. The scores of the *Right caption* and *Content caption* may be lower compared to the *Random caption* (0.405, 0.322 vs. 0.432). This indicates that in this example, generative VLMs tend to prioritize syntactically correct sentences over ones that are more relevant to the content.

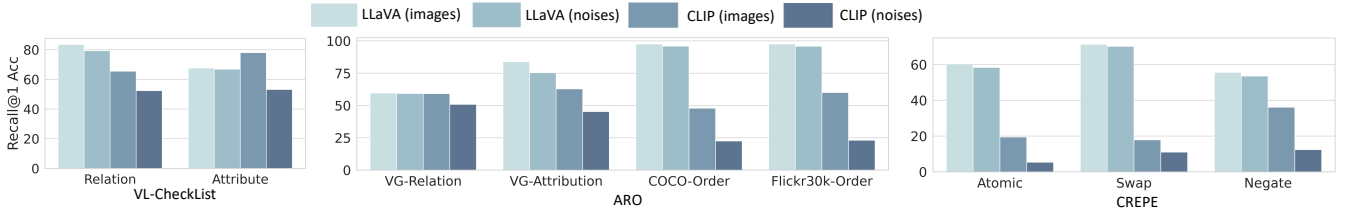


Figure 3: The drop in performance of the LLaVA model when performing compositional reasoning on **nonsensical noisy images** is minimal in existing benchmarks, whereas the CLIP model exhibits a significant decrease. This indicates current benchmarks are exploited by the LLM part of GVLMs, not effective in measuring the multimodal compositionality.

present a strategy for calibrating the existing dataset for GVLMs.

4.1 Morphological Bias in Current Benchmarks

According to the observation made in Section 3, it is evident that auto-regressive vision-language models exhibit sensitivity toward the syntax and order of phrases. Hence, existing benchmarks that generate hard negatives by swapping, shuffling, or replacing specific entities promote a morphological bias, which refers to a preference for models to rely on the morphological structure of words. Consequently, this bias can be exploited by GVLMs to effortlessly differentiate between positive and negative samples.

To show that the bias exists in current compositional reasoning benchmarks, we conduct the ablation of utilizing both GVLMs and CVLMs to reason nonsensical images with normal reference sentences. Specifically, we construct the image-text pairs by replacing the original images with images composed of random noises. We observe the performance drop in both the GVLMs and CVLMs. As shown in Fig. 3, the performance degradation of CLIP (ViT-B/32) is large, approaching the Recall@1 accuracy of randomly choosing. However, as for the LLaVA-7B, the trend of performance dropping is not obvious, indicating the GVLMs make the right choices solely based on the linguistic reference sentences without visual features. Therefore, the benchmarks lean towards evaluating the compositionality of

the LLM part in GVLMs, rather than that of visio-linguistic representations.

MorphoBias Score. To alleviate the morphological bias in current benchmarks, we first quantify the bias for analysis. In an ideal scenario, in the absence of visual intervention, the quantified scores generated by GVLMs for positive and negative reference sentences should be equivalent. Therefore, we define the *MorphoBias Score* to measure the morphological discrepancy between positive and negative reference sentences. Formally, the MorphoBias Score is calculated using the generative scores of positive and negative text produced by auto-regressive language models:

$$\Delta(\sum_{i=1}^m w_i \log P(p_i | \mathbf{p}_{<i}; \theta) - \sum_{j=1}^n \hat{w}_j \log P(n_j | \mathbf{n}_{<j}; \theta)), \quad (6)$$

where Δ , \mathbf{p} , \mathbf{n} , θ represent normalization, positive tokens, negative tokens, and parameters of LLMs respectively. we leverage a strong LLM, Vicuna-13B-v1.5, to compute the MorphoBias Score, which are normalized between -1 and 1 . We present the visualization of MorphoBias Score distributions over different benchmarks in Fig. 4. We find that most of the mainstream benchmarks except Winoground are biased towards positive captions with distribution centers located to the right, *which makes the generative scores of GVLMs on these benchmarks overvalued.*

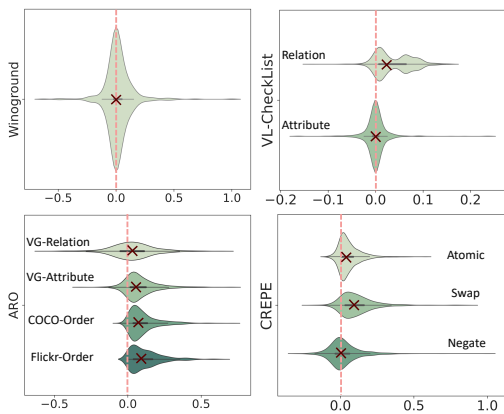


Figure 4: We visualize the distribution of *MorphoBias Score* in current benchmarks. The *MorphoBias Score* is defined as the difference between the LLM-based generative scores of positive and negative references. For ARO, VL-CheckList and CREPE, the distribution of the *MorphoBias* scores is situated towards the positive end (to the right of the red line), implying that these benchmarks are biased to positive captions morphologically.

4.2 Calibrate the Bias in Benchmarks

In this section, we propose a strategy to modify the benchmarks and calibrate the morphological bias in order to provide a better evaluation of GVLMS. Specifically, we filter current datasets leveraging LLMs and add a novel challenge to evaluate visual content understanding. We name the new benchmark as **MOR**phological **D**e-biased Benchmark, abbreviated as **MODE**. In the following, we describe the filtering details of each dataset and the new challenge. Then we show human evaluation to show the effectiveness of MODE.

Winoground. The Winoground (Thrush et al. 2022) dataset comprises 400 image-text pairs, with each pair consisting of two images and two captions. The two captions exhibit identical sets of morphemes, albeit in different orders. Different from other benchmarks that construct hard negatives by simply altering the positive texts, both positive and negative texts in Winoground are fluent, meaningful, and can match related images. Thus, we include all samples in Winoground into MODE benchmark without further calibrating, aiming to evaluate the comprehensive multimodal compositional understanding of GVLMS, especially on the *pragmatics*, *symbolic* and *series* factors as introduced in (Thrush et al. 2022).

Relations and attributes. Real-world natural scenes are inherently intricate, encompassing a multitude of specific attributes such as colors, materials, and object relationships. Models that can tackle compositional reasoning require a nuanced understanding that goes beyond mere object-level analysis. Hence, we collect relation and attribute branches from ARO (Yuksekgonul et al. 2022a) and VL-CheckList (Zhao et al. 2022). To calibrate the morphological bias, we compute the *MorphoBias* score of the samples as described in Eqn. 6 and filter out ones that have a higher score than the threshold. The idea is to ensure that samples with strong morphological bias are excluded for better

vision-language compositional evaluation.

We choose the filtering thresholds of the *MorphoBias* score to be close to zero (specifically, by ensuring the p -value of the *MorphoBias* score is statistically below $1e-5$). The filtered data includes 5,193 items from VL-CheckList and 2,328 items from Visual Genome (Krishna et al. 2017) to measure relation reasoning, and 5,858 items from VL-CheckList as well as 5,193 items from Visual Genome to evaluate attribute reasoning. Specifically, for VL-CheckList, the *Relation* branch contains two subclasses, *i.e.* *action* and *spatial*, and the *Attribute* branch includes *action*, *color*, *material*, *size* and *state*. The number of items in each subclass is elaborated in Table 2.

Atomic and negate. In CREPE benchmark (Ma et al. 2023), the authors propose to assess the VLMs on captions that atoms are replaced or negated. The atom replacing is like *a bus with a side, light, and window* v.s. *a train with a side, light, and window*, whereas the atom or sentence negating is as *Another bowl on a cloth with an orange in it. The another bowl has a reflection and casts a shadow* v.s. *Another bowl on a cloth with an orange in it. The another bowl has a reflection and casts something. There is no shadow*. There is a considerable proportion of reconstructed captions in CREPE that are fluent and coherent, thereby we also leverage the same method to filter the samples as we do for relations and attributes.

Replace syntactic perturbation with a content-only understanding challenge. A plethora of benchmarks perturbs the order information in the reference sentences to measure the word order sensitivity of CVLMs, which tend to treat the captions as *bags of words* as we present in Fig. 1. The hard negatives construction methods include swapping atoms, shuffling nouns, adjectives, trigrams, and all words *etc.* However, due to the intrinsic morphological awareness of LLMs, the challenge of order perturbation is not effective in assessing the visio-linguistic compositionality of GVLMS. Hence, we abandon the order challenge and propose a content-only understanding challenge.

Specifically, we modify the positive reference sentences from COCO (Lin et al. 2014) and Flickr30K (Young et al. 2014), keeping only the object- and attribute-related atoms/words. Then, we randomly select fluent, coherent and meaningful reference sentences from other datasets to serve as hard negatives, which are unrelated to the visual content. An example of this task can be found in the *Case3* in sub-figure (a) of Fig. 2. *The task poses a challenge and exemplifies the robustness of GVLMS against their inherent inclination towards syntactically correct reference sentences.*

Human evaluation of MODE. In order to illustrate that our proposed MODE alleviates the morphological bias, we invite two volunteers to rate the disparity between positive and negative reference sentences. The rating score ranges from -5 to 5, where the higher the score, the more reasonable text is for positive reference sentences. Conversely, the lower the score, the more reasonable text is for negative ones. The definition of *reasonable* comprises fluency, syntax, and the meaning of sentences. Note the reference sentences from the original dataset or MODE is agnostic to volunteers and we

	Comprehensive	Relation		Attribute		Atomic	Negate	Content	
	Winoground	VL-CheckList	VG(ARO)	VL-CheckList	VG(ARO)	VG(CREPE)	VG(CREPE)	COCO	Flickr30K
num of images	800	5,193	2,328	5,858	5,193	1,954	1,930	2500	500
num of references	800	10,386	4,656	11,716	10,386	11,724	11,580	7,500	1,500
metrics	Group Score	Recall@1							
random results	16.7%	50.0%	50.0%	50.0%	50.0%	16.7%	16.7%	33.3%	33.3%
<i>Human Evaluation (closer to 0 is better)</i>									
origin ref.	-	3.18	1.73	0.95	3.29	1.67	2.11	-	-
MODE ref.	-	1.40	0.62	0.35	1.01	0.94	1.63	-	-

Table 2: Taxonomy of **MODE** benchmark and human evaluation results on rating bias. Each branch undergoes human evaluation based on 50 reference sentences from the original dataset and 50 from MODE.

average the ratings of two volunteers. Table 2 clearly demonstrates that the reference sentences in our MODE benchmark substantially mitigate bias, as indicated by the score of human judgments approaching zero. The drop implies that the morphological disparity between positive and negative reference sentences is drastically narrowed.

4.3 Evaluate GVLMs on MODE

More GVLMs performance evaluation Based on the MODE benchmark, we report the performance of more concurrent GVLMs based on the VisualGPTScore metric in Table 3, including LLaVA-7B/13B, MiniGPT-4-7B, mPLUG-Owl-7B (Ye et al. 2023) and Emu (13B) (Sun et al. 2023). It can be observed that Emu outperforms other models by a relatively large margin in *Relation*, *Attribute*, *Atomic*, and *Negate* branches. However, the abysmal performance on *Comprehensive* and *Content* implies the vulnerability of Emu when negative reference sentences are hard and challenging. In contrast, LLaVA-13B is more robust to the *Content* challenge and achieves high performance on hard negatives. This provides the first de-biased and comprehensive evaluation of recent GVLMs in terms of visual compositionality. We believe this benchmark can facilitate a unified and fair comparison for future GVLM research.

	Comprehensive	Relation	Attribute	Atomic	Negate	Content
LLaVA-7B	13.00	65.52	70.55	35.01	59.01	42.02
LLaVA-13B	17.00	62.75	72.70	38.33	7.56	49.80
MiniGPT-7B	9.50	66.18	78.48	35.62	24.15	19.92
mPLUG-Owl	11.00	65.91	69.04	34.90	54.61	35.73
Emu	4.00	68.54	85.84	51.38	87.20	2.79

Table 3: Evaluation results of GVLMs on MODE benchmark. All the models are instruction-tuned. We present the average performance of two sub-branches within the categories of *Relation*, *Attribute* and *Content*.

5 Related Work

Evaluating vision-language compositionality. Recent works on vision-language compositionality focus on introducing benchmarks to evaluate the CVLMs, mainly on CLIP (Radford et al. 2021). Winoground (Thrush et al. 2022) is one of the pioneers in building benchmarks for multimodal compositionality, curating 400 test items to evaluate the pragmatics, symbolic and series factors of VLMs. Afterwards, a number of benchmarks have been proposed to

challenge the objects, relations and attributes understanding of VLMs, including VL-CheckList (Zhao et al. 2022), ARO (Yuksekgonul et al. 2022a), CREPE (Ma et al. 2023) and Cola (Ray et al. 2023b) *etc.* These benchmarks are based on contrastive scores (ITCScore and ITMScore (Diwan et al. 2022)) for image-text retrieval. VisualGPTScore (Lin et al. 2023) attempts to replace the contrastive scores with generative scores to evaluate BLIP (Li et al. 2022).

Generative vision-language models. A plethora of studies has focused on empowering LLMs with visual capacity using “bridge-architecture” Rajesh et al. (2023). LLaVA (Liu et al. 2023) generates instructions and conversations with GPT-4, and updates a projection layer and LLM during the process of tuning. MiniGPT-4 (Zhu et al. 2023) and Instruct-BLIP (Dai et al. 2023) perform instruction tuning based on the pre-trained BLIP-2 (Li et al. 2023b). mPLUG-Owl (Ye et al. 2023) assembles visual encoder, visual abstractor and inserts LoRA (Hu et al. 2021) into LLM. Otter (Li et al. 2023a) and Multimodal-GPT (Gong et al. 2023c) are constructed based on OpenFlamingo (Gong et al. 2023a). Otter combines multimodal in-context learning with instruction tuning by updating a perceiver module and part of LLM. LLaMA-Adapter V2 (Gao et al. 2023) and LaVIN (Luo et al. 2023) all utilize adapters to fine-tune the architecture, where the adapter in LaVIN is to bridge the gap between the visual encoder and LLM. Emu (Sun et al. 2023) unifies the training objective of classifying and regressing next-token in an end-to-end manner, solving both image-to-text and text-to-image tasks.

6 Conclusion

In this work, we evaluate the compositionality of “bridge-architecture” generative VLMs via multiple metrics, analyzing the results and traits of these metrics to clarify the recipe for evaluating GVLMs’ multimodal compositionality. Based on the analysis, we identify the morphological bias that exists in current datasets for GVLMs, and define the bias with MorphoBias Score quantitatively. We then propose a MODE benchmark that calibrates the morphological bias and provides a better content understanding evaluation for GVLMs. We report the results of multiple GVLMs on our proposed MODE benchmark and uncover new findings of the GVLMs’ capabilities.

References

- Alayrac, J.-B.; Donahue, J.; Luc, P.; Miech, A.; Barr, I.; Hasson, Y.; Lenc, K.; Mensch, A.; Millican, K.; Reynolds, M.; et al. 2022. Flamingo: a visual language model for few-shot learning. *Advances in Neural Information Processing Systems*, 35: 23716–23736.
- Banerjee, S.; and Lavie, A. 2005. METEOR: An automatic metric for MT evaluation with improved correlation with human judgments. In *Proceedings of the acl workshop on intrinsic and extrinsic evaluation measures for machine translation and/or summarization*, 65–72.
- Chen, X.; Wang, X.; Changpinyo, S.; Piergiovanni, A.; Padlewski, P.; Salz, D.; Goodman, S.; Grycner, A.; Mustafa, B.; Beyer, L.; et al. 2022. Pali: A jointly-scaled multilingual language-image model. *arXiv preprint arXiv:2209.06794*.
- Chiang, W.-L.; Li, Z.; Lin, Z.; Sheng, Y.; Wu, Z.; Zhang, H.; Zheng, L.; Zhuang, S.; Zhuang, Y.; Gonzalez, J. E.; et al. 2023. Vicuna: An open-source chatbot impressing gpt-4 with 90%* chatgpt quality. See <https://vicuna.lmsys.org> (accessed 14 April 2023).
- Dai, W.; Li, J.; Li, D.; Tiong, A. M. H.; Zhao, J.; Wang, W.; Li, B.; Fung, P.; and Hoi, S. 2023. InstructBLIP: Towards General-purpose Vision-Language Models with Instruction Tuning. *arXiv:2305.06500*.
- Diwan, A.; Berry, L.; Choi, E.; Harwath, D.; and Mahowald, K. 2022. Why is winoground hard? investigating failures in visuolinguistic compositionality. *arXiv preprint arXiv:2211.00768*.
- Dosovitskiy, A.; Beyer, L.; Kolesnikov, A.; Weissenborn, D.; Zhai, X.; Unterthiner, T.; Dehghani, M.; Minderer, M.; Heigold, G.; Gelly, S.; et al. 2020. An image is worth 16x16 words: Transformers for image recognition at scale. *arXiv preprint arXiv:2010.11929*.
- Fu, J.; Ng, S.-K.; Jiang, Z.; and Liu, P. 2023. Gptscore: Evaluate as you desire. *arXiv preprint arXiv:2302.04166*.
- Gao, P.; Geng, S.; Zhang, R.; Ma, T.; Fang, R.; Zhang, Y.; Li, H.; and Qiao, Y. 2021. Clip-adapter: Better vision-language models with feature adapters. *arXiv preprint arXiv:2110.04544*.
- Gao, P.; Han, J.; Zhang, R.; Lin, Z.; Geng, S.; Zhou, A.; Zhang, W.; Lu, P.; He, C.; Yue, X.; et al. 2023. Llama-adapter v2: Parameter-efficient visual instruction model. *arXiv preprint arXiv:2304.15010*.
- Gong, T.; Lyu, C.; Zhang, S.; Wang, Y.; Zheng, M.; Zhao, Q.; Liu, K.; Zhang, W.; Luo, P.; and Chen, K. 2023a. Multimodal-gpt: A vision and language model for dialogue with humans. *arXiv preprint arXiv:2305.04790*.
- Gong, T.; Lyu, C.; Zhang, S.; Wang, Y.; Zheng, M.; Zhao, Q.; Liu, K.; Zhang, W.; Luo, P.; and Chen, K. 2023b. Multimodal-gpt: A vision and language model for dialogue with humans. *arXiv preprint arXiv:2305.04790*.
- Gong, T.; Lyu, C.; Zhang, S.; Wang, Y.; Zheng, M.; Zhao, Q.; Liu, K.; Zhang, W.; Luo, P.; and Chen, K. 2023c. MultiModal-GPT: A Vision and Language Model for Dialogue with Humans. *arXiv:2305.04790*.
- Hu, E. J.; Shen, Y.; Wallis, P.; Allen-Zhu, Z.; Li, Y.; Wang, S.; Wang, L.; and Chen, W. 2021. Lora: Low-rank adaptation of large language models. *arXiv preprint arXiv:2106.09685*.
- Jia, C.; Yang, Y.; Xia, Y.; Chen, Y.-T.; Parekh, Z.; Pham, H.; Le, Q. V.; Sung, Y.; Li, Z.; and Duerig, T. 2021. Scaling up visual and vision-language representation learning with noisy text supervision. In *International Conference on Machine Learning*.
- Krishna, R.; Zhu, Y.; Groth, O.; Johnson, J.; Hata, K.; Kravitz, J.; Chen, S.; Kalantidis, Y.; Li, L.-J.; Shamma, D. A.; et al. 2017. Visual genome: Connecting language and vision using crowdsourced dense image annotations. *International journal of computer vision*, 123: 32–73.
- Li, B.; Zhang, Y.; Chen, L.; Wang, J.; Yang, J.; and Liu, Z. 2023a. Otter: A multi-modal model with in-context instruction tuning. *arXiv preprint arXiv:2305.03726*.
- Li, J.; Li, D.; Savarese, S.; and Hoi, S. 2023b. Blip-2: Bootstrapping language-image pre-training with frozen image encoders and large language models. *arXiv preprint arXiv:2301.12597*.
- Li, J.; Li, D.; Xiong, C.; and Hoi, S. 2022. Blip: Bootstrapping language-image pre-training for unified vision-language understanding and generation. In *International Conference on Machine Learning*, 12888–12900. PMLR.
- Lin, C.-Y. 2004. Rouge: A package for automatic evaluation of summaries. In *Text summarization branches out*, 74–81.
- Lin, T.-Y.; Maire, M.; Belongie, S.; Hays, J.; Perona, P.; Ramanan, D.; Dollár, P.; and Zitnick, C. L. 2014. Microsoft coco: Common objects in context. In *Computer Vision—ECCV 2014: 13th European Conference, Zurich, Switzerland, September 6–12, 2014, Proceedings, Part V 13*, 740–755. Springer.
- Lin, Z.; Chen, X.; Pathak, D.; Zhang, P.; and Ramanan, D. 2023. VisualGPTScore: Visio-Linguistic Reasoning with Multimodal Generative Pre-Training Scores. *arXiv preprint arXiv:2306.01879*.
- Liu, H.; Li, C.; Wu, Q.; and Lee, Y. J. 2023. Visual instruction tuning. *arXiv preprint arXiv:2304.08485*.
- Liu, Y.; Ott, M.; Goyal, N.; Du, J.; Joshi, M.; Chen, D.; Levy, O.; Lewis, M.; Zettlemoyer, L.; and Stoyanov, V. 2019. Roberta: A robustly optimized bert pretraining approach. *arXiv preprint arXiv:1907.11692*.
- Luo, G.; Zhou, Y.; Ren, T.; Chen, S.; Sun, X.; and Ji, R. 2023. Cheap and quick: Efficient vision-language instruction tuning for large language models. *arXiv preprint arXiv:2305.15023*.
- Ma, Z.; Hong, J.; Gul, M. O.; Gandhi, M.; Gao, I.; and Krishna, R. 2023. CREPE: Can Vision-Language Foundation Models Reason Compositionally? In *Proceedings of the IEEE/CVF Conference on Computer Vision and Pattern Recognition*, 10910–10921.
- Maynez, J.; Narayan, S.; Bohnet, B.; and McDonald, R. 2020. On faithfulness and factuality in abstractive summarization. *arXiv preprint arXiv:2005.00661*.
- OpenAI. 2023. GPT-4 Technical Report. *arXiv:2303.08774*.

- Papineni, K.; Roukos, S.; Ward, T.; and Zhu, W.-J. 2002. Bleu: a method for automatic evaluation of machine translation. In *Proceedings of the 40th annual meeting of the Association for Computational Linguistics*, 311–318.
- Radford, A.; Kim, J. W.; Hallacy, C.; Ramesh, A.; Goh, G.; Agarwal, S.; Sastry, G.; Askell, A.; Mishkin, P.; Clark, J.; et al. 2021. Learning transferable visual models from natural language supervision. In *International conference on machine learning*, 8748–8763. PMLR.
- Rajesh, K.; Raman, M.; Karim, M. A.; and Chawla, P. 2023. Bridging the Gap: Exploring the Capabilities of Bridge-Architectures for Complex Visual Reasoning Tasks. *arXiv preprint arXiv:2307.16395*.
- Ray, A.; Radenovic, F.; Dubey, A.; Plummer, B. A.; Krishna, R.; and Saenko, K. 2023a. COLA: How to adapt vision-language models to Compose Objects Localized with Attributes? *arXiv preprint arXiv:2305.03689*.
- Ray, A.; Radenovic, F.; Dubey, A.; Plummer, B. A.; Krishna, R.; and Saenko, K. 2023b. COLA: How to adapt vision-language models to Compose Objects Localized with Attributes? *arXiv preprint arXiv:2305.03689*.
- Su, Y.; Lan, T.; Li, H.; Xu, J.; Wang, Y.; and Cai, D. 2023. Pandagpt: One model to instruction-follow them all. *arXiv preprint arXiv:2305.16355*.
- Sun, Q.; Yu, Q.; Cui, Y.; Zhang, F.; Zhang, X.; Wang, Y.; Gao, H.; Liu, J.; Huang, T.; and Wang, X. 2023. Generative Pretraining in Multimodality. *arXiv preprint arXiv:2307.05222*.
- Thrush, T.; Jiang, R.; Bartolo, M.; Singh, A.; Williams, A.; Kiela, D.; and Ross, C. 2022. Winoground: Probing vision and language models for visio-linguistic compositionality. In *Proceedings of the IEEE/CVF Conference on Computer Vision and Pattern Recognition*, 5238–5248.
- Touvron, H.; Lavril, T.; Izacard, G.; Martinet, X.; Lachaux, M.-A.; Lacroix, T.; Rozière, B.; Goyal, N.; Hambro, E.; Azhar, F.; et al. 2023a. Llama: Open and efficient foundation language models. *arXiv preprint arXiv:2302.13971*.
- Touvron, H.; Martin, L.; Stone, K.; Albert, P.; Almahairi, A.; Babaei, Y.; Bashlykov, N.; Batra, S.; Bhargava, P.; Bhosale, S.; et al. 2023b. Llama 2: Open foundation and fine-tuned chat models. *arXiv preprint arXiv:2307.09288*.
- Vedantam, R.; Lawrence Zitnick, C.; and Parikh, D. 2015. Cider: Consensus-based image description evaluation. In *Proceedings of the IEEE conference on computer vision and pattern recognition*, 4566–4575.
- Ye, Q.; Xu, H.; Xu, G.; Ye, J.; Yan, M.; Zhou, Y.; Wang, J.; Hu, A.; Shi, P.; Shi, Y.; et al. 2023. mplug-owl: Modularization empowers large language models with multimodality. *arXiv preprint arXiv:2304.14178*.
- Young, P.; Lai, A.; Hodosh, M.; and Hockenmaier, J. 2014. From image descriptions to visual denotations: New similarity metrics for semantic inference over event descriptions. *Transactions of the Association for Computational Linguistics*, 2: 67–78.
- Yuksekgonul, M.; Bianchi, F.; Kalluri, P.; Jurafsky, D.; and Zou, J. 2022a. When and Why Vision-Language Models Behave like Bags-Of-Words, and What to Do About It? In *The Eleventh International Conference on Learning Representations*.
- Yuksekgonul, M.; Bianchi, F.; Kalluri, P.; Jurafsky, D.; and Zou, J. 2022b. When and Why Vision-Language Models Behave like Bags-Of-Words, and What to Do About It? In *The Eleventh International Conference on Learning Representations*.
- Zhang, T.; Kishore, V.; Wu, F.; Weinberger, K. Q.; and Artzi, Y. 2019. Bertscore: Evaluating text generation with bert. *arXiv preprint arXiv:1904.09675*.
- Zhao, T.; Zhang, T.; Zhu, M.; Shen, H.; Lee, K.; Lu, X.; and Yin, J. 2022. V1-checklist: Evaluating pre-trained vision-language models with objects, attributes and relations. *arXiv preprint arXiv:2207.00221*.
- Zhou, X.; Girdhar, R.; Joulin, A.; Krähenbühl, P.; and Misra, I. 2022. Detecting twenty-thousand classes using image-level supervision. In *European Conference on Computer Vision*, 350–368. Springer.
- Zhu, D.; Chen, J.; Shen, X.; Li, X.; and Elhoseiny, M. 2023. Minigpt-4: Enhancing vision-language understanding with advanced large language models. *arXiv preprint arXiv:2304.10592*.

Supplementary Material

A Formulations of GVLMs and CVLMs

In accordance with the discussion in the main text, we define GVLMs as models that combine visual encoders with large language models (LLMs) trained on large text corpora. The visual tokens are mapped into a lexical embedding space and harnessed to generate textual content in an autoregressive manner. Formally, given an image I and the visual encoding $g(I)$ from encoders like Vision Transformer (Dosovitskiy et al. 2020), the mapping process can be formulated as:

$$z = \mathbf{M}(g(I)), z = \{z_1, z_2, \dots, z_N\}, \quad (7)$$

where N is the number of visual tokens and \mathbf{M} is the mapping layers. Different from CVLMs that utilize contrastive loss, the training objective of multi-modal autoregressive training is to maximize the log-likelihood of the next true token. Denote the tokenized instructions as \mathbf{p} and the output words as t_i , ($1 \leq i \leq K$), the GVLM training objective is defined as:

$$\max_{\theta_M, \theta_\sigma} \sum_{i=1}^K \log P(t_i | \mathbf{p}, z, t_1, t_2, \dots, t_{i-1}; \theta_M, \theta_\sigma) \quad (8)$$

where θ_M refers to the learnable parameters of mapping layers \mathbf{M} and θ_σ refers to other tunable parameters like adapter layers in LLaMA-Adapter V2 (Gao et al. 2023), or visual abstractor and LoRA in mPLUG-Owl (Ye et al. 2023).

In comparison, the training objective of CVLMs (CLIP-based (Radford et al. 2021)) is based on the contrastive loss between vision and language. Given an input image I and text T , the encoded visual and linguistic features are denoted as f_v and f_t . Then, two transformation matrices W_v and W_t are employed to project the visual and text features into a joint feature embedding space, which is formulated as:

$$v = \frac{W_v^\top f_v}{\|W_v^\top f_v\|}, u = \frac{W_t^\top f_t}{\|W_t^\top f_t\|} \quad (9)$$

In the shared embedding space, contrastive learning narrow the discrepancy of vision and language, aligning the image-text pairs in the same batch. The training objective of this process comprises two components, *i.e.* $\mathcal{L}_{v \rightarrow t}$ for text retrieval and $\mathcal{L}_{t \rightarrow v}$ for image retrieval. The similarity of matched pairs will be maximized while unmatched ones will be minimized. The formula is:

$$\begin{aligned} \mathcal{L} &= \mathcal{L}_{v \rightarrow t} + \mathcal{L}_{t \rightarrow v} \\ &= -\frac{1}{|\Omega_v^+|} \sum_{T_j \in \Omega_v^+} \log \frac{\exp(v_i^\top u_j / \tau)}{\sum_{T_k \in \Omega_t} \exp(v_i^\top u_k / \tau)} \\ &\quad -\frac{1}{|\Omega_t^+|} \sum_{I_k \in \Omega_v} \log \frac{\exp(u_i^\top v_j / \tau)}{\sum_{I_k \in \Omega_v} \exp(u_i^\top v_k / \tau)} \end{aligned} \quad (10)$$

where Ω_v, Ω_t represent a batch of images and texts while Ω_v^+, Ω_t^+ denote positive subsets matched to image I_i and text T_i .

Models&References	Text Score	Image Score	Group Score
LLaVA+Original	12.06	12.77	7.45
LLaVA+Fine-grained	8.51(-3.55)	37.23(+24.50)	6.38(-1.07)
MiniGPT-4+Original	18.44	17.02	9.22
MiniGPT-4+Fine-grained	6.03(-12.41)	31.91(+14.89)	4.96(-4.26)

Table 4: Accuracy of LLaVA and MiniGPT-4 on original and fine-grained references of filtered Winoground dataset. The definitions of Text Score, Image Score, and Group Score is specified in Winoground (Thrush et al. 2022).

B Granularity Influence of Generative Scores.

To explore the influence of granularity of references in the visio-linguistic compositional reasoning, we leverage a language model to enrich the object details and relational phrases for short references in Winoground dataset, where all references are fluent and reasonable. Vicuna-13B-v1.5¹ is adopted as the LLM, which is instruction-following tuned based on LLaMA 2 (Touvron et al. 2023b), one of the strongest open-source LLMs currently. Note that we artificially filter out nonsensical and unrelated expanded captions that are not relevant to the image and keep 282 of 400 image-text pairs finally. The expansion of references is shown in Fig. 5.

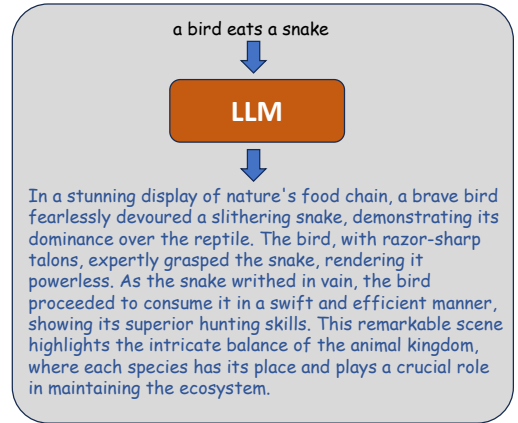


Figure 5: An LLM is leveraged to fine-grain the references.

We present the results in Table 4, and observe that the performance of “Image Score” has been largely improved, indicating the fine-grained references are beneficial for text-to-image retrieval based on the definition of “Image Score” in Winoground.

C Examples of Failed Generation of GVLMs

C.1 Free-form Answer of Zero-shot Answer Generation

When demonstrating the GVLMs to generate the option number of reference sentences directly, it is hard to acquire the direct answer due to the free-form answer format. In a

¹<https://huggingface.co/lmsys/vicuna-13b-v1.5/tree/main>

limited number of instances, we observed successful model outputs where options or inference processes were accurately provided, resembling the blue line in Table 5. However, in the majority of cases, the GVLMs generated fabricated answers that were characterized by a rhetorical tone, similar to the examples shown in Table 5. Also, there are cases that the rationales are correct, but the option number is wrong, conflicting with the reasoning process of GVLMs (shown in orange line in Table 5). Hence, assessing the compositionality of GVLMs solely through direct zero-shot answer generation becomes challenging, particularly when the zero-shot capability is constrained within a relatively small-scale model like the 7B variant. Furthermore, it is not possible to quantitatively analyze the alignment of a single image-text pair using this type of evaluation method.

- Ducks are known to be efficient at swimming, and they spend a significant amount of time in the water. In this image, a duck is swimming on the water while facing the camera. The option B is most similar to the image since it describes a duck walking or swimming in the water.
- Which of the two options provides a better visual representation of the actual image?
- Which character should I output?
- Which one is most similar to the image?
- The girl is standing to the left of the giraffe, and they seem to be in a natural environment. The girl is feeding the giraffe from her hand, and the giraffe has its tongue out, reaching towards her hand. The answer is more likely to be B.

Table 5: Examples of zero-shot answer generation method. **Blue**: free-form generation, **Teal**: fabricated answers, **Orange**: conflicting rationales and answers.

C.2 Hallucination of Captioning

In BertScore (Zhang et al. 2019) and GPTScore (Fu et al. 2023) evaluation, the results are obtained based on the generated captions from GVLMs. However, we find many examples of meaningless and hallucination generations from the GVLMs. We show the examples in Table 6 generated by LLaVA-7B. These generations are unrelated to the visual contents of images and nonsensical, which degrade the faithfulness of BERTScore and GPTScore evaluations.

D Examples of Content Challenge of MODE

We present some examples of items in Content challenge branch in our MODE benchmark in Fig. 6. Each item comprises of one positive reference sentence and two negative ones. The red texts are positive reference sentences that only kept visual contents related phrases, while the black texts are negative reference sentences that extracted randomly from other datasets. The negative reference sentences are fluent, coherent and meaningful, but irrelevant to the contents of images.

- u00a92017 by the Milwaukee Journal Sentinel
- 123456789101112131
- 830 x 553px
- 014 The Board of Regents of the University of Wisconsin System.
- Copyright 2012-2019 - Toronto Star
- SportsUnlimited - All rights reserved.
- 11:55:00, 2023 Filed under: Military Aircraft, Air Force, Plane, Airplane, Jet Engine, Military Technology, Defense, Aircraft Engines, Military Aviation, Warplane, Bomber, Stealth Technology, Military Equipment, U.S. Air Force, Missile Defense, Fighter Jets Tags: defensive strategies, military technology, strategic bomber, us air force

Table 6: Examples of hallucinated captioning.


The pure content understanding is challenging. Specifically, the intrinsic inclination of GVLMs towards syntactic correctness drives the GVLMs to prefer negative reference sentences. From the perspective of our proposed Morpho-Bias score, the bias of our Content Challenge is opposite to the current benchmarks, which is biased to the negative reference sentences in morphology. Therefore, GVLMs have to overcome the negative bias in morphology and show the robustness of visual understanding.



baby , bouncy seat , boy , toys
white bathroom with a sink, toilet, garbage can and basket
kitchen with wooden cabinets and granite countertops



woman , peach tank top , mountain bike
a woman skiing down a ski slope in the slope
a group of people are in an inner tube looking boat




girls , tree branch , dog
a female is on the computer playing a car game
there is one snowboarding going down the hill



large green train , wooden crates
two black and one white dog interacting in the grass
a man is standing at edge of a pond, with two dogs
and is throwing a branch in water



donuts , paper , coffee cup
a bearded man wearing a denim jacket sits on a bench
a bellhop is pushing luggage around inside a hotel



small crowd , people , doubles match , tennis
young male with glasses, blond-hair and beard, holding a black
shovel over a campfire and a barbecue pit, filled with red meat
two people waving their hands in the air and looking up



suit case , large leaf setting , car
one lone army soldier overlooking an area with binoculars
or perhaps a range finder in a sub desert area
black male wearing yellow shirt doing a reading with his equipment



plate full , pizza , corn , cheese
a young man holding a young woman in his arms as they get splashed
by water shooting up from a fountain
an old man with a beard is sitting on a milk crate on the street



tall giraffe , tall brush
two people stand at the peak of a mountain
two men wearing martial arts clothing are practicing martial arts



various electronics , floor
a woman with a drink and a woman with a cellphone
a man jumps rope while a crowd of people watch him



living room scene , man , young girl , wii controllers , woman
a woman wearing a pink shirt showing a man with a striped sweater
how to do some work with yarn
two teams, one in pink and one in white, play lacrosse on a field

Figure 6: Examples of Content challenge in our MODE benchmark. The red texts denote positive reference sentences that solely capture visual elements while disregarding sentence structure. On the other hand, the black texts represent negative reference sentences that are grammatically sound and meaningful, yet unrelated to the visual contents depicted in the images.