

# LibriSQA: Advancing Free-form and Open-ended Spoken Question Answering with a Novel Dataset and Framework

Zihan Zhao\*, Yiyang Jiang\*, Heyang Liu, Yanfeng Wang<sup>†</sup>, Yu Wang<sup>†</sup>

**Abstract**—While Large Language Models (LLMs) have demonstrated commendable performance across a myriad of domains and tasks, existing LLMs still exhibit a palpable deficit in handling multimodal functionalities, especially for the Spoken Question Answering (SQA) task which necessitates precise alignment and deep interaction between speech and text features. To address the SQA challenge on LLMs, we initially curated the free-form and open-ended LibriSQA dataset from Librispeech, comprising Part I with natural conversational formats and Part II encompassing multiple-choice questions followed by answers and analytical segments. Both parts collectively include 107k SQA pairs that cover various topics. Given the evident paucity of existing speech-text LLMs, we propose a lightweight, end-to-end framework to execute the SQA task on the LibriSQA, witnessing significant results. By reforming ASR into the SQA format, we further substantiate our framework’s capability in handling ASR tasks. Our empirical findings bolster the LLMs’ aptitude for aligning and comprehending multimodal information, paving the way for the development of universal multimodal LLMs. The dataset and demo can be found at <https://github.com/ZihanZhaoSJTU/LibriSQA>.

**Index Terms**—spoken question answering, large language model, multimodal framework, deep learning, feature alignment

## I. INTRODUCTION

LARGE language models (LLMs) have witnessed rapid advancements in recent times, exhibiting considerable superiority in text generation over preceding methodologies [1]–[5]. Notwithstanding these achievements, current LLMs demonstrate limited proficiency in processing and comprehending multimodal inputs. While endeavors have been made to integrate visual inputs with LLMs, resulting in notable accomplishments in various tasks [6]–[8], the amalgamation of speech and text modalities within LLMs remains relatively under-explored. Previous models with speech and text as inputs mostly focused on classification problems such as multimodal emotion recognition [9], [10]. So this paper narrows its focus on this intricate interplay between speech

and text modalities in LLMs. Previous efforts by Huang et al. have incorporated external automatic speech recognition (ASR) and text-to-speech (TTS) systems to bridge the gap between speech and text [13]. However, the reliance on these external mechanisms not only escalates resource demands but also injects potential inaccuracies stemming from inherent limitations of these systems. In pursuit of an end-to-end approach, Zhang et al. devised a multimodal instruction dataset and harnessed it to train LLaMA, subsequently facilitating the model to master both ASR and TTS functionalities alongside spoken dialogue without the dependency on auxiliary ASR and TTS systems [11]. Another noteworthy attempt is by Rubenstein et al., who adapted a decoder-only Transformer to adeptly handle multimodal translation, TTS, and ASR tasks [12]. While these innovations signify meaningful strides towards harmonizing speech and text interactions, a palpable void emerges in their capability to engage in unconstrained, open-ended question answering (QA) of spoken content - an indispensable facet for next-generation conversational AI. Such challenges, encapsulated within the Spoken Question Answering (SQA) paradigm, underscore the essence of this work.

Prevailing SQA datasets conventionally employ speech as contextual background, juxtaposed with textual questions. The typical paradigm then requires models to identify specific word or phrase locations within the spoken context, or to yield binary affirmations or negations in response to the questions [14], [15]. Such identification is often realized by having the model demarcate starting and ending points within the background speech. An alternative manifestation is seen in the TOEFL dataset curated by Tseng et al., where the SQA is rendered through multiple-choice questions, culminating in singular optioned answers [16]. Nevertheless, we advocate for the inherent fluidity and intuitiveness of free-form, open-ended answers. The Spoken-CoQA dataset, manifesting as a conversational SQA with free-form answers, emerges as an archetype closely resembling our envisioned dataset [17]. This dataset, however, was not without its limitations: 1) The speech content was synthesized through TTS, diverging from authentic speech scenarios; 2) The speech segments span multiple minutes, presenting challenges for seamless integration with LLMs, especially without resorting to compression techniques. It’s worth noting that our primary focus revolves around optimizing speech-text alignment in LLMs and compressing speech without compromising SQA efficacy is tangential to our immediate objectives; 3) While Spoken-CoQA embraced

\*This work was completed during their internship in Shanghai AI Laboratory.

<sup>†</sup>Corresponding author.

Zihan Zhao, Yanfeng Wang, Yu Wang are with the Cooperative Medianet Innovation Center, Shanghai Jiao Tong University, Shanghai, China and Shanghai AI Laboratory, Shanghai, China (e-mail: zihanzhao, wangyanfeng, yuwangshtu@sjtu.edu.cn).

Yiyang Jiang is with Shanghai AI Laboratory, Shanghai, China (e-mail: jiangyiyang@pjlab.org.cn).

Heyang Liu is with the Cooperative Medianet Innovation Center, Shanghai Jiao Tong University, Shanghai, China (e-mail: liuheyang@sjtu.edu.cn).

the free-form QA paradigm, the answers often comprise terse one or two-word constructs, failing to leverage the robust text generation prowess of LLMs.

Current methodologies for SQA predominantly prioritize predicting time spans over employing generative text. For instance, Chuang et al. initiated their approach by leveraging a text dataset to pre-train a textual BERT. Subsequently, they cultivated an embryonic phonetic-semantic joint embedding, culminating in the training of a BERT model that harmonized both text and speech. This integration encompassed pre-training via a masked language model (MLM) task, followed by fine-tuning explicitly for the SQA task [18]. Chung et al. embarked on distinct pre-training for speech and language modules, utilizing both speech and text data through the MLM task. They sought alignment of representations from these modules by capitalizing on a minimal set of paired speech and text data. The aligned speech feature, extracted by the speech module, then underwent further fine-tuning tailored for the SQA task [19]. You et al. introduced three auxiliary self-supervised tasks explicitly for SQA, striving to decipher noise-robust utterance representations via a contrastive objective, enriched by a plethora of augmentation strategies. Furthermore, they pioneered the Temporal-Alignment attention, aiming to achieve semantic cohesion between speech-text cues [20]. Beyond the collection of the Spoken-CoQA dataset, You et al. also charted a novel pathway by unveiling a teacher-student paradigm. This framework, incorporated with an ASR module, processed spoken documents and questions to discern the pertinent start and end index [17].

As the results, it becomes evident that the extant SQA datasets and methodologies are not ideally suited for deployment with LLMs. We posit that an optimal SQA dataset designed for LLMs should exhibit the subsequent attributes:

- 1) It should accommodate free-form, open-ended questions and answers. The answer, rather than being a mere extraction from the spoken document, might necessitate reasoning.
- 2) Evaluation of the model’s performance on the dataset should be straightforward and efficient.
- 3) To facilitate seamless integration with LLMs without necessitating compression, the duration of the speech segments should remain succinct.
- 4) For enhanced real-world applicability, the speech samples should ideally be authentic rather than synthetic.

To materialize this vision, we introduce the LibriSQA dataset, which has been curated leveraging ChatGPT. LibriSQA bifurcates into two distinct parts, each comprising 107k question-answer pairs. The delineating factor between LibriSQA Part I and Part II rests in their format; while questions in Part II are accompanied by a quartet of options, with corresponding answers elucidating the correct choice and providing analytical rationale, Part I presents questions devoid of options, with answers manifesting as complete sentences. A representative sample of the LibriSQA dataset is illustrated in Figure 1, specifically within the third and fourth scenarios. We posit that each part of the dataset possesses distinct attributes, warranting their respective retention. Specifically, Part I exhibits a more natural structure, whereas Part II lends itself to more straightforward evaluation, with accuracy serving as a

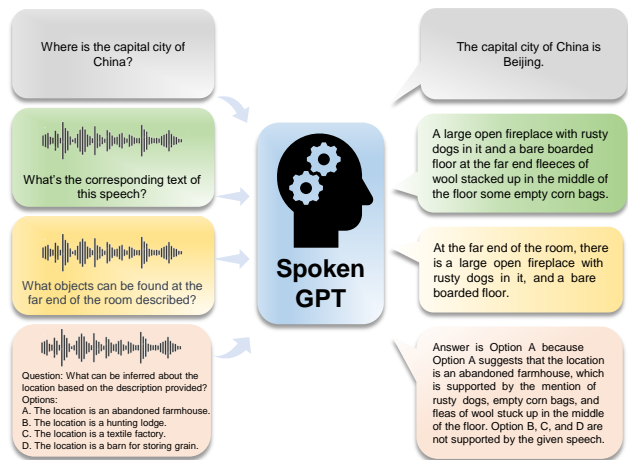


Fig. 1. Four application scenarios of our framework. From the top the first is a QA with text-only modality and the rest are multimodal QAs where the background information is provided by speech and the questions are in textual modality. The third scenario and forth scenario come from LibriSQA part I and Part II respectively. The same speech is used in the case shown here, which corresponds to the text of "A large open fireplace, with rusty dogs in it, and a bare boarded floor; at the far end, fleeces of wool stacked up; in the middle of the floor, some empty corn-bags."

viable evaluative criterion.

As alluded to previously, conventional SQA methodologies predominantly focus on predicting time spans, rendering them unsuitable for adaptation to LibriSQA. In light of this, we architect a novel framework tailored to address the intricacies of this challenging dataset. To empower LLMs with a genuine comprehension of speech content and to substantiate the inherent proficiency of LLMs in discerning speech content autonomously, we adopt an end-to-end training approach, eschewing the utilization of ASR for speech content processing. By metamorphosing the ASR data from LibriSpeech [21] into an SQA paradigm, we initially validate the efficacy of our framework in the context of the ASR task. Subsequent experimental evaluations with LibriSQA parts I and II yield encouraging outcomes.

We summarize our major contributions as follows:

- We introduce the LibriSQA dataset. To the best of our knowledge, it represents the first SQA dataset encompassing free-form and open-ended question-answer pairs specifically optimized for LLMs, a paradigm shift from the traditional approach of predicting temporal spans.
- We propose a lightweight, end-to-end framework that integrates both speech and text into LLMs, obviating the need for ASR modules. This underscores the intrinsic capability of LLMs to interpret and process speech autonomously, without reliance on external utilities.
- Employing our novel framework, we fine-tune LLMs utilizing both LibriSpeech and our LibriSQA. The results attest to the efficacy of our framework across ASR and SQA tasks, facilitating deeper interactions between speech and text within LLMs.

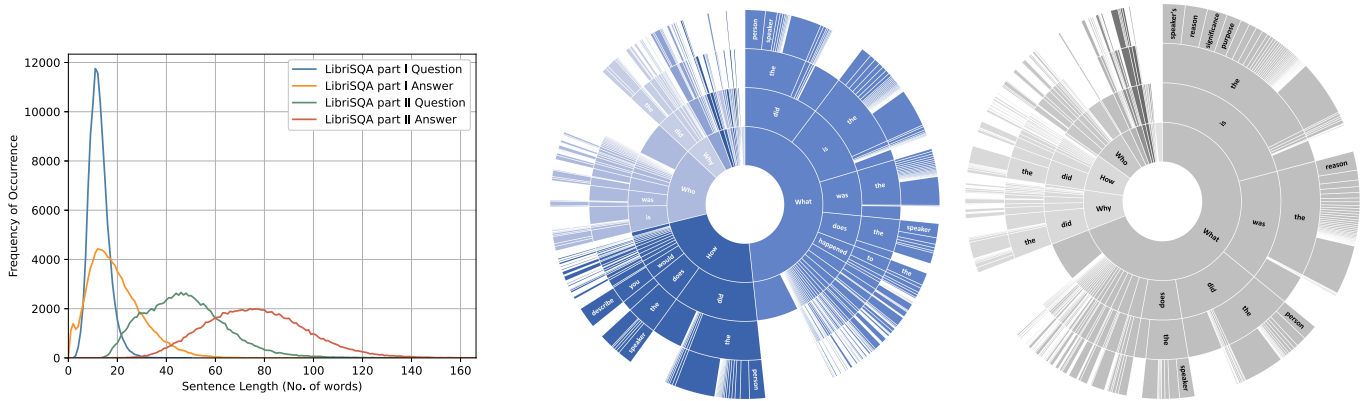


Fig. 2. The three figures represent a data analysis conducted on the of LibriSQA. Proceeding from left to right, the depicted visuals respectively illustrate a graphical presentation of word frequencies, the question distribution for LibriSQA Part I and Part II respectively.

## II. THE LIBRISQA DATASET

Given the notable absence of free-form, open-ended SQA datasets, we collect LibriSQA based on LibriSpeech [21]. LibriSpeech, a comprehensive dataset, offers approximately 1000 hours of 16kHz English read speech, meticulously culled from audiobooks within the LibriVox project and subsequently segmented and aligned. For the construction of our training set, we harness the "360h clean" speech subset from LibriSpeech.

Our rationale for anchoring our new SQA dataset within LibriSpeech is threefold: 1) LibriSpeech natively offers data pertinent to automatic speech recognition (ASR) tasks, which can synergistically serve as an auxiliary to the SQA task—a proposition we elucidate in subsequent experimental sections; 2) The recordings in LibriSpeech emanate from authentic human narrators rather than synthesized text-to-speech (TTS) counterparts, thus mirroring real-world scenarios more accurately. Further, the sheer volume of data in LibriSpeech ensures a sufficient sample size; 3) Most LibriSpeech speech samples are concise, predominantly staying within the 20-second mark. This brevity offers a stark contrast to prevailing SQA datasets, rendering LibriSQA more amenable for integration into LLMs, especially when considering memory-intensive deployments on standard computing devices.

We’ve structured LibriSQA into two distinct parts: Part I encapsulates questions and their direct answers for each sample. In contrast, Part II adopts a multiple-choice format, with answers providing both the correct selection and an accompanying rationale. Part I offers a raw, natural question-answer interface, though its inherent flexibility poses challenges during evaluation, given the myriad plausible answers to a single question. In contrast, Part II’s structured format facilitates straightforward accuracy-based evaluations, even if the multiple-choice paradigm isn’t reflective of natural conversational dynamics. We’ve opted to retain both parts, catering to diverse application scenarios.

### A. Question-Answer Pair Generation

In order to generate QA pairs efficiently and with high quality, we use ChatGPT because of its powerful capability in text generation. We input the textual document of each speech

segment into ChatGPT, and for Part I we use the following prompt:

*HERE IS THE TEXTUAL DOCUMENT FROM LIBRISPEECH. Generate a question-answer pair based on the above information only. Do not use any other knowledge outside of this text. The question and answer need to be complete sentences.*

For Part II we use the following prompt:

*HERE IS THE TEXTUAL DOCUMENT FROM LIBRISPEECH. Generate a question along with 4 options and give a corresponding answer and analysis based on the above information only. Do not use any other knowledge outside of this text. Your answer needs to use the following format, and the parts in <> are what you need to fill in: Question: <> Options: A. <> B. <> C. <> D. <> Answer and analysis: The answer is Option <> because Option A <>, Option B <>, Option C <>, Option D <>*

For each speech segment, we generate a singular QA pair. This decision stems from the inherent brevity of individual speech segments in LibriSpeech. Should multiple QA pairs be derived from the same segment, there is a significant likelihood of reduced diversity, often culminating in overlapping or analogous questions and answers. Given the aggregate duration of the speech content, producing only one QA pair for each segment already ensures an ample sample size within our dataset. Utilizing ChatGPT, we get 107k pairs for both Part I and Part II.

### B. Data Filtering and Processing

Data derived from ChatGPT necessitates rigorous filtering, primarily due to occasional deviations of ChatGPT’s responses from the provided prompts. For Part I, our filtration process encompasses the following criteria:

**Relevance to the document:** To ascertain the relevance of each QA pair to its associated textual document, we feed the QA pair and the textual document into ChatGPT for scoring on a 0-10 scale. A manual inspection of a random subset of low-scoring samples corroborated that even these pairs remain contextually relevant. So we don’t process it any further.

**Document sufficiency for answering:** The objective is to ensure that the questions can be satisfactorily answered using



only the given textual document, devoid of any external knowledge requisites. To facilitate this, we have ChatGPT assess the sufficiency of the textual document in providing answers, with iterative regenerations for those deemed insufficient.

**Direct repetitions in short texts:** A prevalent issue observed is ChatGPT’s proclivity to directly reiterate short texts within the posed question, inadvertently transforming SQA into a more rudimentary textual QA. This pitfall is conveniently rectified through elementary string processing techniques.

**Terminology refinement:** A common sentence in the QA pairs is "According to the text...". Given our dataset’s real document is in spoken form rather than text, all references to 'text' within the QA pairs are systematically replaced with 'speech'.

For Part II, the methodology parallels the initial four steps outlined for Part I. However, Part II introduces an additional criterion, ensuring there are no duplicate options and that the number of options is neither excessive nor insufficient.

### C. Data Analysis

Figure 2 presents a comprehensive data analysis of LibriSQA. The left-hand chart illustrates a noticeable frequency discrepancy between Part I and Part II questions and answers: the former tends to be more concise, which aligns with our expectations given that Part II incorporates additional options and analytical components.

A juxtaposition of the central graph with the one on the right reveals a prevalent initiation of questions with "what" in both Part I and Part II of LibriSQA. Intriguingly, the prevalence is notably higher in Part II. We surmise this phenomenon is due to the nature of multiple-choice questions in Part II. Questions beginning with "What" often seek specific information, which can more straightforwardly facilitate the formulation of structured options, in contrast to the more open-ended questions typified by prompts like "Why" or "How", which are more prevalent in Part I. Beyond the inaugural word, no specific term significantly dominates.

Examining the distribution of correct answers in Part II, the following breakdown emerges: choice A represents 21.7%, choice B encompasses 30.3%, choice C stands at 32.2%, and choice D is at 15.8%.

### D. Reform of LibriSpeech

Considering that the LibriSpeech dataset is traditionally deployed for ASR tasks, we postulate its potential morphing into an SQA-like framework. For instance, presenting the model with a speech segment and posing the question, 'Transcribe this speech segment into text'. To test this hypothesis, we generated a hundred descriptive prompts tailored for the ASR task using ChatGPT, subsequently designating a random description as a question for each sample.

## III. METHOD

For the successful execution of the SQA task, we have devised a lightweight, end-to-end framework, depicted in Fig

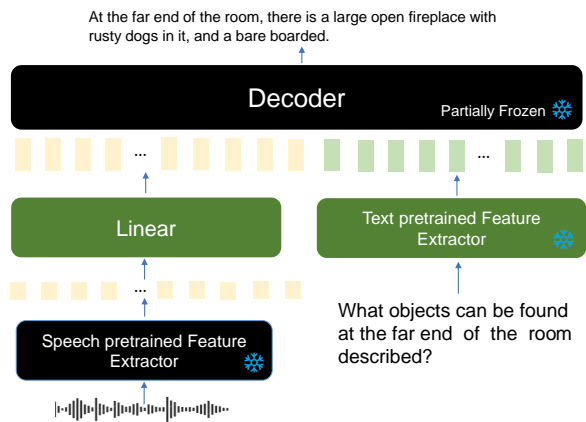


Fig. 3. The architecture of our framework. The speech shown here corresponds to the text of "A large open fireplace, with rusty dogs in it, and a bare boarded floor; at the far end, fleeces of wool stacked up; in the middle of the floor, some empty corn-bags."

3. In the ensuing discussion, we begin by elaborating on the specific SQA setting employed. Subsequently, we expound upon two pivotal components: the feature extraction module and the decoder module. We conclude this section by detailing the model’s training methodology.

### A. Problem Formulation

Given a dataset  $\chi \in \{S_i, Q_i, A_i\}_i^N$ , SQA task requires training a model that output  $\tilde{A}_i = \text{Model}(S_i, Q_i; W)$ , where  $S_i$  is the speech that provides background information,  $Q_i$  is the question that in text or speech modality,  $A_i$  is the answer that in text modality and  $\tilde{A}_i$  is the output from the model. Following the convention by Spoken-SQuAD [14], we opt for a textual modality for the question. We posit that this setting is more challenging, as it necessitates that the model master bimodal alignment between speech and text concurrently. The model’s output typically adheres to one of two formats. The first, a prevalent approach, entails predicting a specific time span wherein the answer consists of words directly derived from the background information. The second, a more nuanced approach, requires the model to generate a comprehensive answer sentence. This format offers a higher degree of freedom and closely mirrors real-life scenarios, which is the format we employ. Normally the SQA is set up with  $S_i$  containing multiple sentences and  $Q_i$  and  $A_i$  consisting of single sentences. LibriSQA Part II is an exception because it comes with options and analysis, so  $Q_i$  and  $A_i$  also contain multiple sentences.

### B. Feature Extractor

For the extraction of speech features, numerous pre-trained models stand poised to cater to this need. In our research, we harness the capabilities of established pre-trained speech feature extractors, including wav2vec 2.0 [22], HuBERT [23] and WavLM [24]. Given the potential discrepancies in feature dimensions proffered by different pre-trained models, we subsequently incorporate linear layers to facilitate feature mapping. Additionally, we also investigate a rather simple

strategy that leverages solely this linear layer, targeting the alignment of speech and text modalities. Throughout the training phase, the parameters of the pre-trained speech models remain frozen, with only the linear layer engaging in the training procedure. Pertaining to the text modality, we directly employ the embedding layer from LLMs, which similarly remains frozen during the training process. In the subsequent stages, we concatenate the derived speech features with the text features, forwarding them to the decoder for further processing.

### C. Decoder

We use the open source model LLaMA [3] as our decoder. Like most LLMs, LLaMA used the Transformer structure [25], with the main difference being the use of pre-normalization [26], SwiGLU activation function [27] and Rotary Embeddings [28]. Depending on the number of parameters, they released four versions: 7B, 13B, 33B, and 65B. LLaMA-13B outperformed GPT-3 (175B) on most benchmarks while LLaMA-65B was competitive with the best models. We use the parameters of 7B version as our initial parameters.

To make our framework more lightweight, we use LLaMA-adapter [7] to efficiently fine-tune LLaMA. When using llama-adapter, the parameters of LLaMA itself are frozen, and additional learnable adaption prompts are added for fine-tuning. Because the prompts are randomly initialized, they may introduce perturbations during the initial phase of training to affect the training, so zero-initialized attention is designed to solve this problem. They also propose to fuse multimodal information by adding it to the prompt. However, we argue that this is not feasible for speech, especially for the SQA task, because without compression of the speech information, speech of tens of seconds would require at least thousands of prompts per layer while they only use ten for the visual-question answering (VQA) task, which would result in an even larger number of parameters for fine-tuning than for full fine-tuning, making efficient fine-tuning impossible. Since in the SQA task, the speech contains the information necessary to answer the question, we do not think that lossy compression of the speech is justified. The problem of how to compress it without affecting SQA tasks is something we see as a future work. The way we incorporate speech information is by concatenating speech features with text features and feeding them to the decoder, as previously described, while retaining the learnable adaption prompts and zero-initialized attention techniques in the LLaMA-adapter for fine-tuning.

### D. Training

In our study, experiments are executed utilizing the reformed LibriSpeech datasets, the LibriSQA Part I and Part II respectively. Given that the ASR task has been restructured into the SQA format, we depart from the convention of employing the connectionist temporal classification (CTC) loss [29], commonly adopted for ASR tasks. Instead, we adopt the canonical negative log-likelihood loss for all three tasks:

$$\mathcal{L}(W|D) = - \sum_{i=1}^N \sum_{j=p_i+1}^{x_i} \log P(a_{i,j}|S_i, a_{i,<j}; W)$$

The implementation of this particular loss function is intended to capacitate the model to anticipate the subsequent word by leveraging both the speech and the current sentence context. In this equation,  $W$  represents the trainable parameters of the model,  $D$  denotes the datasets under consideration,  $N$  signifies the total number of samples within the datasets,  $p_i$  indicates the token count of the prompt in the  $i^{th}$  sample,  $x_i$  stands for the aggregate number of tokens in the  $i^{th}$  sample, and  $S_i$  refers to the speech segment for the  $i^{th}$  sample.

## IV. EXPERIMENTS

In this section, we shall initiate a comprehensive discourse on the configurations and evaluation metrics employed within our experimental framework. This will be succeeded by an in-depth exploration of three pivotal components of the experimental design. Initially, we will assess the efficacy of our framework on the Automatic Speech Recognition (ASR) task utilizing the spoken Question-Answering (SQA) format within the LibriSpeech dataset, an elucidation of which is furnished in Section II. Subsequently, we will scrutinize the performance of our model on the LibriSQA Part I subset to underscore its aptitude in natural question-answering scenarios. Furthermore, the model’s discerning and analytical capacity will be showcased through its evaluation on the LibriSQA Part II subset.

### A. Settings and Metrics

The model we use is LLaMA-7B. Regarding the parameters, we utilized the default settings of the LLaMA-adapter [7], with a learning rate of  $9e-3$ . The learnable adaption prompts were configured with 30 layers, each containing 10 units. Omitting the use of a validation set, we made selections for testing based on the 10th epoch, as determined by observing changes in training set loss for each task. A batch size of 8 was employed, and the training procedures were conducted across two 80GB A100 GPUs for each task. Considering the characteristic sampling rate of 20Hz in the speech pre-trained model, the maximum length for speech feature sequences was set at 900, effectively encompassing the majority of the speech in the LibriSpeech dataset. Additionally, the maximum length for text sequences was established as 300.

For the ASR task we use the most common word error rate (WER) as the metric. For LibriSQA Part I we use BLEU [30], ROUGE [31] and BERT similarity [32]. BLEU and ROUGE are both geared towards surface-level and structural alignment while BLEU focusing more on precision and ROUGE focusing more on recall. BERT similarity is used to compute semantic similarity. For LibriSQA Part II, because of its multiple choice format, and the fact that the answer section includes analysis, we use macro accuracy and F1 in addition to BLEU, ROUGE, and BERT similarity to measure whether the model-chosen option is correct or not.

TABLE I

RESULTS OF THE EXPERIMENT ON THE ASR TASK. THE FIRST SECTION SHOWS THE RESULTS OF OUR FRAMEWORK, THE SECOND SHOWS THE BENEFIT OF SQA FOR ASR AND THE THIRD SHOWS THE THE RESULTS OF EXISTING METHODS. "PARTIALLY" MEANS THE SPEECH PRE-TRAINING IS USED IN SPEECH FEATURE EXTRACTOR. "LS" IS FOR LIBRISPEECH. "NLL" IS FOR NEGATIVE LOG-LIKELIHOOD. "CTC" IS FOR CONNECTIONIST TEMPORAL CLASSIFICATION.

Methods	Speech pre-training	labeled Corpus	Loss	WER↓
wav2vec 2.0 Base+LLaMA 7B	partially	LS 360hr	NLL	8.33
wav2vec 2.0 Large+LLaMA 7B	partially	LS 360hr	NLL	13.84
HuBERT Base+LLaMA 7B	partially	LS 360hr	NLL	9.01
<b>HuBERT Large+LLaMA 7B</b>	<b>partially</b>	<b>LS 360hr</b>	<b>NLL</b>	<b>3.95</b>
WavLM Base+LLaMA 7B	partially	LS 360hr	NLL	4.41
WavLM Large+LLaMA 7B	partially	LS 360hr	NLL	4.82
wav2vec 2.0 Base+LLaMA 7B	partially	LibriSQA	NLL	53.78
wav2vec 2.0 Large+LLaMA 7B	partially	LibriSQA	NLL	57.89
<b>HuBERT Base+LLaMA 7B</b>	<b>partially</b>	<b>LibriSQA</b>	<b>NLL</b>	<b>27.31</b>
HuBERT Large+LLaMA 7B	partially	LibriSQA	NLL	40.40
WavLM Base+LLaMA 7B	partially	LibriSQA	NLL	37.90
WavLM Large+LLaMA 7B	partially	LibriSQA	NLL	30.49
wav2vec 2.0 Large	yes	LS 100hr	CTC	3.75
<b>wav2vec 2.0 Large</b>	<b>yes</b>	<b>LS 960hr</b>	<b>CTC</b>	<b>1.80</b>
HuBERT Large	yes	LS 100hr	CTC	3.62
HuBERT Large	yes	LS 960hr	CTC	1.90
WavLM Large	yes	LS 100hr	CTC	3.44
<b>WavLM Large</b>	<b>yes</b>	<b>LS 960hr</b>	<b>CTC</b>	<b>1.80</b>

### B. Speech Feature Extractor

**Wav2vec 2.0** [22]. Wav2vec 2.0 is a framework for self-supervised learning of speech representations which masks latent representations of the raw waveform and solves a contrastive task over quantized speech representations. It’s the first to show that learning powerful representations from speech audio alone followed by fine-tuning on transcribed speech can outperform the best semi-supervised methods.

**HuBERT** [23]. HuBERT is another framework for self-supervised learning of speech representations that relies on predicting K-means cluster assignments of masked segments of continuous input. Compared to wav2vec 2.0, HuBERT adopts a more direct predictive loss by separating the acoustic unit discovery step from the masked prediction representation learning phase rather than using a contrastive loss that requires careful design.

**WavLM** [24]. WavLM is a framework that aims to extract universal speech representations to solve both ASR and non-ASR tasks while wav2vec 2.0 and HuBERT mainly aim to solve ASR task. WavLM extends the HuBERT framework to masked speech prediction and denoising modeling, and is also employs gated relative position bias for the Transformer structure to better capture the sequence ordering of input speech.

### C. The Results of ASR

In Table I, the first section, counting from the top, presents the results of models trained using NLL loss on the LibriSpeech 360h dataset. The second section showcases the outcomes when solely training on the LibriSQA without any speech-to-text pairs. The third section elucidates the results from the current ASR models. It’s noteworthy that the implementations of wav2vec 2.0, HuBERT, and WavLM in the third section are not identical to those in the first and second sections: we omit the language modeling head layers,

using them purely for feature extraction. Observing the WER outcomes in the first section, it’s evident that our novel training method using NLL loss for ASR tasks is effective, aligning with observations made in [11], [12]. However, as they did not provide WER metrics on LibriSpeech, their results have been omitted from Table I. Additionally, it is discernible that the choice of speech feature extractor significantly impacts the results. The experiments in the second section are conducted to demonstrate the benefits of the SQA task for the ASR task. Our training doesn’t involve any ASR datasets. The results indicate that solely training on the SQA dataset can accomplish the ASR task during inference, though the outcomes are considerably influenced compared to the first section, which is expected. An analysis of model outputs reveals that instances with exceptionally high WER often have no relevant ASR textual content. However, for samples where the model genuinely comprehends the prompt and produces ASR text, there’s a marked reduction in WER. This suggests that the results are highly influenced by the prompt, and prompt engineering might lead to significant enhancements. Comparing our novel training approach in the first section with traditional ASR training methods in the third, it’s apparent that our approach still falls short of the best results. Nonetheless, it paves the way for integrating ASR tasks into a more generalized text generation paradigm.

### D. The Results of LibriSQA Part I

Table II shows the results of LibriSQA Part I. The term ‘ASR pre-training’ refers to whether pre-training is conducted using LibriSpeech in the SQA format. In light of the absence of speech-text multimodal models and the SQA dataset, a direct comparison with previous work is infeasible. To address this, we scramble the order of the model outputs and test them. The results, presented in the last row, reflect the lower bounds of these metrics. By comparing these metrics with

TABLE II

RESULTS OF THE EXPERIMENT ON LIBRISQA PART I. THE METRICS PRIMARILY ASSESS WHETHER THE MODEL’S ANALYSIS IS SIMILAR TO THE REFERENCE ANSWERS IN THE DATASET. ASR PRE-TRAINING MEANS WHETHER TO USE PARAMETERS OF LLAMA OBTAINED FROM TABLE I. THE LAST ROW USES RANDOM OUTPUT, AND THE DIFFERENCE BETWEEN ITS RESULT AND THE OTHER ROWS REFLECTS THE EFFECT OF OUR FRAMEWORK

Feature Extractor	ASR pre-training	BLEU-1↑	ROUGE-1↑	ROUGE-2↑	ROUGE-L↑	BERT Similarity↑
wav2vec 2.0 base	yes	0.3119	0.6107	0.4566	0.5790	0.9126
	no	0.2995	0.5963	0.4380	0.5639	0.9168
HuBERT base	yes	0.3117	0.6146	0.4563	0.5807	0.9162
	no	0.3083	0.6243	0.4654	0.5898	0.9232
WavLM base	yes	0.3301	0.6475	0.4908	0.6127	0.9270
	no	0.3198	0.6437	0.4857	0.6095	0.9287
wav2vec 2.0 large	yes	0.2811	0.5689	0.4051	0.5359	0.9113
	no	0.2738	0.5436	0.3754	0.5096	0.9107
HuBERT large	yes	0.3302	<b>0.6538</b>	<b>0.5019</b>	<b>0.6209</b>	0.9285
	no	0.3250	0.6471	0.4921	0.6148	<b>0.9307</b>
WavLM large	yes	<b>0.3338</b>	0.6478	0.4941	0.6130	0.9249
	no	0.3378	0.6482	0.4980	0.6158	0.9251
Random	no	0.0725	0.0947	0.0053	0.0843	0.7874

TABLE III

RESULTS OF THE EXPERIMENT ON LIBRISQA PART II. MACRO ACCURACY AND F1 SCORE ARE CALCULATED BASED ON THE MODEL’S SELECTION AMONG THE FOUR OPTIONS, WHILE OTHER METRICS PRIMARILY ASSESS WHETHER THE MODEL’S ANALYSIS IS SIMILAR TO THE REFERENCE ANSWERS IN THE DATASET. ASR PRE-TRAINING MEANS WHETHER TO USE PARAMETERS OF LLAMA OBTAINED FROM TABLE I

Feature Extractor	ASR pre-training	Accuracy↑	F1↑	BLEU-1↑	ROUGE-1↑	ROUGE-2↑	ROUGE-L↑	BERT similarity↑
wav2vec 2.0 base	yes	0.5771	0.5840	0.1690	0.5897	0.3823	0.4516	0.9167
	no	0.5489	0.5630	0.1675	0.5747	0.3650	0.4410	0.9137
HuBERT base	yes	0.6370	0.6443	0.1706	0.5950	0.3894	0.4601	0.9181
	no	0.6155	0.6225	0.1693	0.5913	0.3847	0.4543	0.9182
WavLM base	yes	0.7075	0.7164	0.1732	<b>0.6037</b>	<b>0.4008</b>	<b>0.4707</b>	<b>0.9218</b>
	no	0.6717	0.6801	0.1734	0.5981	0.3949	0.4655	0.9186
wav2vec 2.0 large	yes	0.5684	0.5821	0.1677	0.5857	0.3775	0.4492	0.9159
	no	0.5589	0.5763	0.1682	0.5857	0.3776	0.4482	0.9161
HuBERT large	yes	0.6590	0.6656	0.1718	0.5965	0.3921	0.4635	0.9181
	no	0.6605	0.6637	0.1707	0.5997	0.3950	0.4638	0.9210
WavLM large	yes	<b>0.7114</b>	<b>0.7183</b>	<b>0.1742</b>	0.6034	0.4001	0.4702	0.9213
	no	0.6855	0.6942	0.1714	0.5980	0.3940	0.4647	0.9188

others in preceding rows, the efficacy of our framework is elucidated. Remarkably, irrespective of the choice of speech feature extractor or the employment of ASR pre-training, each metric demonstrates significant improvement. Furthermore, it is evident that leveraging ASR pre-training typically yields enhanced model performance. This outcome is logical, given that training related to ASR can facilitate the alignment of speech and textual features. Noteworthy, however, is the observation that even in the absence of such ASR pre-training, allowing the model to discern alignments between speech features and textual counterparts autonomously still yields commendable results (When ASR pre-training is no). When this observation is juxtaposed with the conclusion in Table I—that SQA is beneficial for ASR tasks—it can be inferred that ASR and SQA are mutually beneficial. Additionally, it is discernible that the choice of feature extractors exerts considerable influence on the outcomes.

#### E. The Results of LibriSQA Part II

Table III shows the results of LibriSQA Part II. Here both macro accuracy and F1 are metrics targeted at the options,

and we regard them as the most critical benchmarks. The remaining metrics elucidate the analytical efficacy of the model. The term ‘ASR pre-training’ refers to whether pre-training is conducted using LibriSpeech in the SQA format. As discernible from the table, we can also see that employing ASR pre-training considerably aids the SQA task. Furthermore, it’s evident that the choice of speech feature extractors profoundly impacts the outcomes which is consistent with the results of Tabel II. Among them, WavLM emerges as the most effective, and the ‘large’ models consistently outperform their ‘base’ counterparts. We postulate that this might be due to WavLM’s capacity for universal representations, whereas wav2vec 2.0 and HuBERT appear more tailored towards the ASR task.

#### F. Comparison with Cascade Models

A prevalent question regarding SQA is why not employ an ASR model to transcribe the speech into text directly and then proceed with text-based QA. While this method is feasible, we still contend that training an end-to-end SQA model



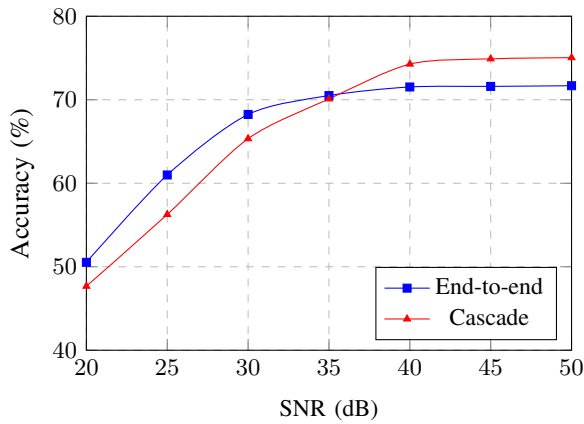


Fig. 4. Comparison between cascade and end-to-end methods under different noise level. SNR is short for signal-to-noise ratio.

is meaningful. We justify our position with the following reasons:

1) Figure 4 presents a comparison between the results of the end-to-end model and the cascade method under various noise conditions. In the cascade method, the ASR module we use is whisper-tiny [33]. It is evident that under low-noise conditions (i.e. high SNR), the cascade method yields better results. However, in high-noise environments, the end-to-end approach is superior, suggesting our method may offer enhanced robustness. This observation aligns with the findings in [18]. Although advancements in ASR could potentially boost the performance of cascade method, Table II and Table III also demonstrate that speech feature extractors play a pivotal role in influencing the results.

2) The cascade method risks losing the prosodic information inherent in speech, which could be vital for certain questions, such as determining a speaker’s emotion [9], [10]. The loss of such information might hinder the model’s ability to answer related questions accurately.

3) Relying on the cascade method results in the total loss of audio information, effectively stripping the model of its capacity to discern some questions like inquiries about the speaker’s surrounding environment.

4) An analysis of Table I-III further corroborates that the end-to-end approach can effectively integrate both ASR and SQA tasks. By adopting a unified text generation training methodology, this lays the groundwork for the development of comprehensive, general-purpose multimodal models.

## V. CONCLUSION

In this paper we present LibriSQA, a new free-form and open-ended SQA dataset for LLMs. We also present a new framework for integrating speech and text. Finally we examine our framework using LibriSpeech and LibriSQA and get promising results.

## REFERENCES

[1] Brown T, Mann B, Ryder N, et al. Language models are few-shot learners[J]. *Advances in neural information processing systems*, 2020, 33: 1877-1901.

[2] Openai. Introducing chatgpt. <https://openai.com/blog/chatgpt/>, 2023.

[3] Touvron H, Lavril T, Izacard G, et al. LLaMA: Open and efficient foundation language models[J]. *arXiv preprint arXiv:2302.13971*, 2023.

[4] OpenAI, GPT-4 Technical Report. *arXiv preprint arXiv:2303.08774*, 2023.

[5] Touvron H, Martin L, Stone K, et al. LLaMA 2: Open foundation and fine-tuned chat models[J]. *arXiv preprint arXiv:2307.09288*, 2023.

[6] Gong T, Lyu C, Zhang S, et al. Multimodal-GPT: A vision and language model for dialogue with humans[J]. *arXiv preprint arXiv:2305.04790*, 2023.

[7] Zhang R, Han J, Zhou A, et al. LLaMA-adapter: Efficient fine-tuning of language models with zero-init attention[J]. *arXiv preprint arXiv:2303.16199*, 2023.

[8] Zhang X, Wu C, Zhao Z, et al. PMC-VQA: Visual instruction tuning for medical visual question answering[J]. *arXiv preprint arXiv:2305.10415*, 2023.

[9] Zhao Z, Wang Y, Wang Y. Multi-level fusion of wav2vec 2.0 and BERT for multimodal emotion recognition[J]. *arXiv preprint arXiv:2207.04697*, 2022.

[10] Zhao Z, Wang Y, Wang Y. Knowledge-Aware Bayesian Co-Attention for Multimodal Emotion Recognition[C]. *IEEE International Conference on Acoustics, Speech and Signal Processing (ICASSP)*. IEEE, 2023: 1-5.

[11] Zhang D, Li S, Zhang X, et al. SpeechGPT: Empowering large language models with intrinsic cross-modal conversational abilities[J]. *arXiv preprint arXiv:2305.11000*, 2023.

[12] Rubenstein P K, Asawaroengchai C, Nguyen D D, et al. AudioPaLM: A Large Language Model That Can Speak and Listen[J]. *arXiv preprint arXiv:2306.12925*, 2023.

[13] Huang R, Li M, Yang D, et al. AudioGPT: Understanding and generating speech, music, sound, and talking head[J]. *arXiv preprint arXiv:2304.12995*, 2023.

[14] Li C H, Wu S L, Liu C L, et al. Spoken SQuAD: A study of mitigating the impact of speech recognition errors on listening comprehension[J]. *arXiv preprint arXiv:1804.00320*, 2018.

[15] Lee C H, Wang S M, Chang H C, et al. ODSQA: Open-domain spoken question answering dataset[C]. *2018 IEEE Spoken Language Technology Workshop (SLT)*. IEEE, 2018: 949-956.

[16] Tseng B H, Shen S S, Lee H Y, et al. Towards machine comprehension of spoken content: Initial TOEFL listening comprehension test by machine[J]. *arXiv preprint arXiv:1608.06378*, 2016.

[17] You C, Chen N, Liu F, et al. Towards data distillation for end-to-end spoken conversational question answering[J]. *arXiv preprint arXiv:2010.08923*, 2020.

[18] Chuang Y S, Liu C L, Lee H Y, et al. SpeechBERT: An audio-and-text jointly learned language model for end-to-end spoken question answering[J]. *arXiv preprint arXiv:1910.11559*, 2019.

[19] Chung Y A, Zhu C, Zeng M. Splat: Speech-language joint pre-training for spoken language understanding[J]. *arXiv preprint arXiv:2010.02295*, 2020.

[20] You C, Chen N, Zou Y. Self-supervised contrastive cross-modality representation learning for spoken question answering[J]. *arXiv preprint arXiv:2109.03381*, 2021.

[21] Panayotov V, Chen G, Povey D, et al. LibriSpeech: an asr corpus based on public domain audio books[C]. *2015 IEEE international conference on acoustics, speech and signal processing (ICASSP)*. IEEE, 2015: 5206-5210.

[22] Baevski A, Zhou Y, Mohamed A, et al. wav2vec 2.0: A framework for self-supervised learning of speech representations[J]. *Advances in neural information processing systems*, 2020, 33: 12449-12460.

[23] Hsu W N, Bolte B, Tsai Y H H, et al. HuBERT: Self-supervised speech representation learning by masked prediction of hidden units[J]. *IEEE/ACM Transactions on Audio, Speech, and Language Processing*, 2021, 29: 3451-3460.

[24] Chen S, Wang C, Chen Z, et al. WavLM: Large-scale self-supervised pre-training for full stack speech processing[J]. *IEEE Journal of Selected Topics in Signal Processing*, 2022, 16(6): 1505-1518.

[25] Vaswani A, Shazeer N, Parmar N, et al. Attention is all you need[J]. *Advances in neural information processing systems*, 2017, 30.

[26] Zhang B, Sennrich R. Root mean square layer normalization[J]. *Advances in Neural Information Processing Systems*, 2019, 32.

[27] Shazeer N. Glu variants improve transformer[J]. *arXiv preprint arXiv:2002.05202*, 2020.

[28] Rosenfeld J S, Rosenfeld A, Belinkov Y, et al. A constructive prediction of the generalization error across scales[J]. *arXiv preprint arXiv:1909.12673*, 2019.



- [29] Graves A, Fernández S, Gomez F, et al. Connectionist temporal classification: labelling unsegmented sequence data with recurrent neural networks[C]. Proceedings of the 23rd international conference on Machine learning. 2006: 369-376.
- [30] Papineni K, Roukos S, Ward T, et al. Bleu: a method for automatic evaluation of machine translation[C]. Proceedings of the 40th annual meeting of the Association for Computational Linguistics. 2002: 311-318.
- [31] Lin C Y. Rouge: A package for automatic evaluation of summaries[C]. Text summarization branches out. 2004: 74-81.
- [32] Reimers N, Gurevych I. Sentence-BERT: Sentence embeddings using siamese BERT-networks[J]. arXiv preprint arXiv:1908.10084, 2019.
- [33] Radford A, Kim J W, Xu T, et al. Robust speech recognition via large-scale weak supervision[C]//International Conference on Machine Learning. PMLR, 2023: 28492-28518.