

# The Effects of Engaging and Affective Behaviors of Virtual Agents in Group Decision-Making

Hanseob Kim, Bin Han, Jieun Kim, Muhammad Firdaus Syawaludin, Gerard Jounghyun Kim, and Jae-In Hwang

**Abstract**—Virtual agents (VAs) need to exhibit engaged and affective behavior in order to become more effective social actors in our daily lives. However, such behaviors need to conform to social norms, especially in organizational settings. This study examines how different VA behaviors influence subjects' perceptions and actions in group decision-making processes. Participants exposed to VAs demonstrated varying levels of engagement and affective behavior during the group discussions. Engagement refers to the VA's focus on the group task, while affective behavior represents the VA's emotional state. The findings indicate that VA engagement positively influences user behavior, particularly in attention allocation. However, it has minimal impact on subjective perception. Conversely, affective expressions of VAs have a negative impact on subjective perceptions, such as social presence, social influence, and trustworthiness. Interestingly, in 64 discussions for tasks, only seven showed a decline in group scores compared to individual scores, and in six of these cases, the VA exhibited a non-engaged and affective state. We discuss the results and the potential implications for future research on using VAs in group meetings. It provides valuable insights for improving VA behavior as a team member in group decision-making scenarios and guides VA design in organizational contexts.

**Index Terms**—Virtual agent, Social interaction, Engagement, Affective behavior, Emotional suppression, Group decision-making.

## 1 INTRODUCTION

VIRTUAL agents (VAs) are increasingly participating and assuming important interactive roles in various social activities. For example, educational institutions are using VAs to enhance the student learning [1], [2] and hospitals employ virtual counselors to alleviate patient anxiety [3]. VA's ability to exhibit both verbal and non-verbal social cues has been crucial in improving their social presence and, thereby, facilitating effective communication [4]. Through their voice and facial expressions, the VAs can evoke a range of emotions or affectiveness [4]. The VA's engagements can also be perceived through their eye gaze and body gestures [4], [5]. It has been demonstrated that these engagement and affectiveness are key components in the modulation of how human interlocutors perceive and interact with the VAs [6], [7].

In this context, we investigate the design space for VA's behaviors in a group discussion setting. Group discussions are a common human activity that is expected to involve VAs more frequently in the future. Various factors typically influence the success of group activities (or discussions). One important factor is the emotional involvement of groups [8]. By fostering emotional connections within a group, we can enhance the chances of reaching agreements and increase the members' willingness to reconsider their opinions [9]. This, in turn, has a positive impact on the overall

effectiveness of group work, as emotional expressions can create a sense of closeness and connection among the group members.

On the other hand, negative emotions can hinder a person's ability to learn and can cause disruptions to group procedures, such as misinterpreting messages or not processing them [10]. Additionally, strong emotional involvement can lead to subjective and personal arguments, potentially inhibiting the group's ability to reach an agreement amicably [11]. Thus, it may become imperative for group members to consciously restrain and suppress their emotions to maintain positive social relationships, which is called emotional suppression [12].

While many studies have shown that VAs with rich emotions and compelling behavior are well received [6] and how active engagement features may be important in providing rapport to the interacting user [4], these studies were mostly confined to a 1-to-1 situation rather than group settings. In a group discussion or organizational setting, humans or VAs must adhere to "social" norms, and thus possibly would necessitate different provisions, requirements, or guidelines for the VA to facilitate the group discussion in the right and natural way. Designing an engaging avatar may also require additional provisions as well in terms of the changing conversational focus and the relative distribution and assignment of attention [13], [14].

To examine the impact of the aforementioned potentially influential behaviors, namely, engaging and affective, on group decision-making, a human-subject study was conducted. We have implemented a framework for VAs that can exhibit engaging and affective behavior in varying degrees. The study involved one VA and two human participants carrying out group discussions and making decisions. Our focus was to investigate how the VA's different engagement and affective behaviors influence the decisions made by the human participants. Furthermore, we sought to understand how human participants, as part of a group, perceive and interact with the VA. To summarize, the purpose of the

- Hanseob Kim, Bin Han, Jieun Kim, Muhammad Firdaus Syawaludin, and Jae-In Hwang are with the Korea Institute of Science and Technology, 5, Hwarang-ro 14-gil, Seongbuk-gu, Republic of Korea.
- Hanseob Kim and Gerard Jounghyun Kim are with the Korea University, 145, Anam-ro, Seongbuk-gu, Seoul, Republic of Korea.
- Bin Han is also with the Institute for Creative Technologies, University of Southern California, 12014 Waterfront Drive, Playa Vista, CA 90405, USA.

*This work has been submitted to the IEEE for possible publication. Copyright may be transferred without notice, after which this version may no longer be accessible*

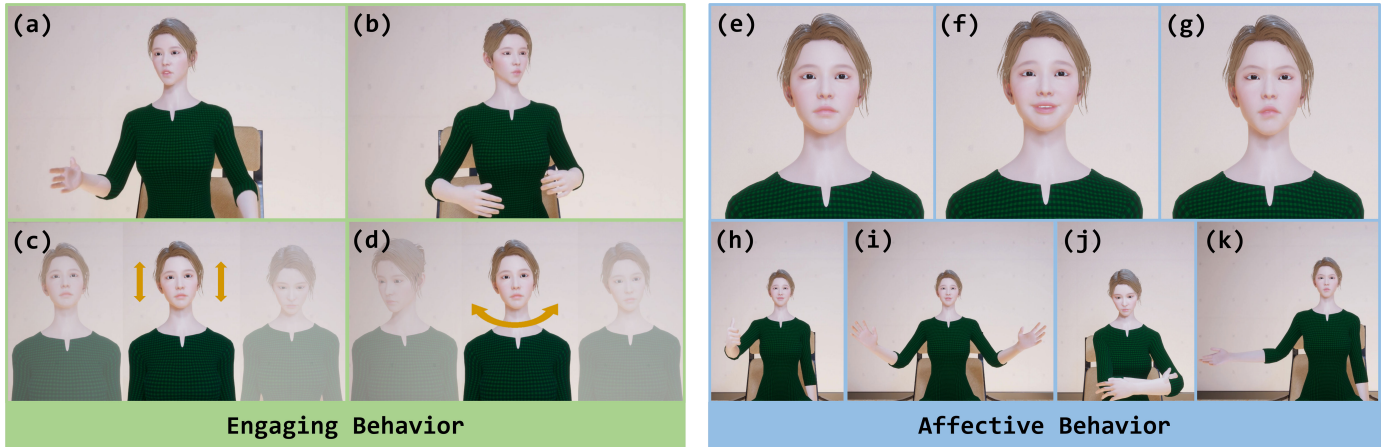


Fig. 1: The two main factors/traits in this “virtual agent for group discussion” design space study: (1) Engaging behavior and (2) Affective behavior. “Engaging” behavior is the VA’s level of engagement in the group, expressed non-verbally. Examples include directing gaze and posture toward interlocutors while using co-speech gestures (a, b); and exhibiting listening gestures, such as a head nod and shake, in response to the interlocutor’s statements (c, d). “Affective” behavior is the expression of VA’s emotions through verbal and non-verbal behavior. Examples of facial expressions include neutral (e), happy (f), and angry (g); positive gestures, such as thumbs up (h) and cheering arms (i); and negative gestures, such as crossed arms (j) and a hand shrug (k). Affective behavior can also be shown by the tone of voice and emotional utterance, which may be positive or negative.

experiment was to address the following research questions (RQs):

- **RQ1:** What is the effect of the level of the VAs’ engagement in multi-user or group discussion situations?
- **RQ2:** What is the effect of the level of the VAs’ emotional expression in multi-user or group discussion situations?
- **RQ3:** Do participants have their decision-making affected by specific types of VA’s engaging and/or affective?

The structure of this paper is as follows: Section 2 provides an overview of the relevant research. Section 3 outlines the experimental design employed in the study, while Section 4 presents the findings and results obtained. In Section 5, a comprehensive and detailed discussion of the results is provided. Finally, Section 6 serves as the conclusion of the paper.

## 2 RELATED WORKS

### 2.1 Virtual Agents with Engaging Behavior

Embodied conversational agents (refer to as VAs) have distinguishing features from AI systems without physical (or graphical) forms (e.g., Siri, Bixby, and ChatGPT). One such feature is engaging behavior, which visually demonstrates enthusiastic participation during the user-agent interaction. Numerous studies have shown that such behavior can attract users’ attention and enhance their overall experience with VAs. For example, SimSensei Kiosk [4] demonstrated VA’s listening gestures, such as nodding and gazing, during the clinical interview to build rapport with the client. Ali et al. [5] focused on improving the naturalness of conversational interactions with hand gestures (which unconsciously express engagement while speaking) and synchronizing it with speech. Another study explored the impact of VA’s body size on user experience in augmented reality (AR) [15], [16]. In a similar vein, the proper expression of the VA’s reactions and body movements towards real-world objects in AR has been explored as a means to enhance the VA’s physicality and presence [17], [18].

Consequently, we have identified that engaging behavior plays a crucial role in facilitating successful interactions between the VA

and users. However, there have been only few VA studies with regard to group activities (1-to-many [19], [20], many-to-many interactions [21]). Most of the existing studies have been carried out for 1-to-1 (dyadic) interactions, which provide limited insights into the role of VAs in group activity dynamics.

Research in Human-Robot Interaction (HRI) found that the presence of other humans in group settings can reduce attention toward robots, thus diminishing their effectiveness in social contexts [13]. This view implies that users might also allocate less attention to VAs in group activities, potentially limiting their effectiveness. That is, although the VA’s engaging behavior may enhance the user’s perception, this effect may be minor and not substantial. Given the potential of VAs to become pervasive in future organizations, it is necessary to explore ways to supplement the user experience in multi-user interactions.

### 2.2 Virtual Agents with Affective Behaviors

VA’s emotional/affective behavior is another potent element for improving the users’ interactive and communication experience while also captivating their interest. Affective expressions include both direct verbal cues (i.e., VA’s spoken utterances [22]) and nonverbal cues, such as facial expressions [23], bodily gestures [24], and voice tones [25]. Nam et al. [22] demonstrated that incorporating affective/emotional spoken words through verbal intervention resulted in positive experiences for hospitalized patients. Choi et al. [23] explored how designing facial expressions for VAs could enhance their social interactions with users. Randhavane et al. [24] developed the emotional behavior of VAs by incorporating expressive features of gait and gaze. Moridis et al. [25] presented that empathetic VAs using verbal, facial expression, and tone of voice, precisely parallel and reactive empathy, can effectively change a student’s emotional state from fear to neutral.

These studies suggest that VAs should exhibit emotions with their personality to enhance users’ experiences and foster social relationships. However, it is important to consider the context in which VAs will be utilized. In social contexts, individuals often inhibit or suppress their emotions for various reasons (e.g.,

self-management for collaboration [26], emotional regulation for negotiation [27]) to demonstrate the appropriate emotion for a particular situation, particularly in the organization [28]. Therefore, it may be required to adopt a more judicious approach in designing affective/emotional VAs for these social contexts, as the discrepancy between VA-to-human and human-to-human interactions may potentially lead to adverse psychological effects for users.

### 2.3 Social Interactions

Research on interpersonal interactions in psychology provides the basis for our hypotheses and raises a new question about the role of VAs. Zhou et al. [29] highlighted the positive association between emotional intelligence (EI) and decision-making performance, especially within groups. EI, the ability to understand and manage both our own emotions and the emotions of others, has been shown to foster psychological safety and improve decision-making outcomes. Similarly, Melsic et al. [30] indicated that if one was more rational than others, they could produce group synergy. This, in turn, can facilitate the group’s ability to effectively understand problems and make rational decisions through collaborative elements. On the other hand, emotions have been found to also contribute to competitive relationships, particularly in conflict and negotiating tasks [31], [32]. Chang et al. [33] found that individuals tend to behave more competitively towards emotional robots in a group setting, resulting in the limited influence of robots on decision-making. Therefore, if individuals perceive their interactions with the VA as a form of competition, there is a possibility that the VA’s ability to influence decision-making may be compromised.

In contrast, Kleef et al. [34] found that during negotiations, individuals tend to concede more to negative opponents than to positive opponents. This study allows us to hypothesize that if VAs have negative emotions, they may have a greater influence on the group’s decision-making. However, such an effect would be aimed at just avoiding impasses rather than trust [34]. Given that our study was conducted in a group setting (among strangers) and that VAs had both positive and negative emotions, we hypothesize that the affective/emotional behavior of VA may lead to a better reflection of opinions in group discussions; however, it is considered that this effect is not due to the trust formed with the VA.

## 3 EXPERIMENT

In this section, we introduce a human-subject study conducted with the purpose of examining the impacts of two main factors/traits of VAs, namely engaging behavior and affective behavior (as shown in Figure 1), on group decision-making.

### 3.1 Experiment Design

The experiment followed a 2 x 2 within-subject design with multiple measures. The two independent variables were whether the VA exhibited (1) engaging behaviors or not (E/NE) and whether it expressed (2) affective behaviors or not (A/NA). These factors are explained in more detail as follows.

#### 3.1.1 Engaging and Non-Engaging behavior (E/NE)

Engaging behavior (E) aims to make the user aware of the VA’s active engagement in the group discussion. Our study employed four non-verbal behaviors, which also have been commonly used in prior studies [4], [5], [7] - namely, mutual gaze, directed posture, listening gestures, and speaking gestures (also listed in Table 1). In

TABLE 1: The list of engaging and non-engaging behaviors.

Role	Type of Behavior	Engaging	Non-Engaging
Listener	Feedback	head nod/shake	None
	Gaze/Posture	Direct to the speaker	None
Speaker	Gesture	Arms/hands movement	None
	Gaze/Posture	Direct to the listener	None

the group discussion, the VA has two roles: to listen to the other participants (as a listener) and speak to them (as a speaker).

When listening, the VA exhibits engaging behavior by altering its gazes and posture toward the human speaker (Figure 1 (a) and (b)), triggered by the speaker detection method (see Section 3.4.2). Moreover, the VA employs listening gestures, such as head nodding and shaking, to convey VA’s attentiveness (Figure 1 (c) and (d)) toward the identified speaker in the group discussion.

When speaking, the VA provides engaging behaviors by using co-speech gestures to express active participation (see Figure 1 (a) and (b)). To generate semantically relevant gestures (mostly arms and hands movement), we employed a deep learning model [5] trained with motion capture videos and transcripts. These gestures initiate when it begins speaking and is displayed toward the participant by the listener detection method (see Section 3.4.2).

In contrast, the VA in Non-Engaging behavior (NE) interacts with humans while staring at the front, without any of the behaviors mentioned earlier being applied (see Table 1).

#### 3.1.2 Affective and Non-Affective behavior (A/NA)

Affective behavior (A) is designed to convey the VA’s emotions during the group discussion. Affective behavior involves both verbal and non-verbal cues, such as facial expressions, emotional gestures, tones of voice, and emotional utterances. These behaviors have been identified as representative behaviors based on previous studies [23], [24]. During the group discussion, the affective VA expresses “positive” emotions when participants’ statements align with VA’s opinions, which are considered correct answers. Conversely, the VA exhibits “negative” emotions when participants provide incorrect answers. It should be noted that the VA always provides the correct answer; however, participants are unaware of the accuracy or validity of the VA’s opinion. Details are as follows:

- **Facial expressions:** Three types of facial animations were employed (see Figure 1 (e), (f), and (g)) - happy/positive, angry/negative, and neutral. The animation was generated by modifying the blend shapes of the character’s 3D model, using the facial expression dataset [35] as a guide. Additionally, commercial animation assets were utilized to ensure a smooth and seamless transition [36].
- **Emotional gestures:** We prepared 16 emotional gesture animations from Mixamo [37], comprising 8 positive and 8 negative emotions. The positive gestures included a thumbs-up and cheering arms (see Figure 1 (h) and (i)), while the negative gestures included crossing arms and a hand shrug (see Figure 1 (j) and (k)). These gestures were based on the Ultimate Guide to Body Language [38]. To provide variation in intensity, each emotional aspect was divided into two levels: weak and strong - according to how “big” the actions were. Thus, the final animation set included four animations for each of the following categories: 4 positive-weak, 4 positive-strong, 4 negative-weak, and 4 negative-strong. During the experiment, our system selected

the emotional state based on the participant’s statements and chose the intensity in a counter-balanced manner.

- **Voice tone:** As the female VA was used, speech files were generated by the text-to-speech (TTS) API with a female voice named “Nara” [39]. The TTS API allowed for adjusting the tone of the voice based on the emotional state, which could be positive, negative, or neutral.
- **Emotional utterance:** A set of 20 emotional utterances were used to articulate the statements spoken by the VA, either in agreement or disagreement. These utterances were categorized into two groups: 10 positive (agreement) and 10 negative (disagreement) reactions. Examples of positive and negative utterances include, “Oh, It’s nice that we have the same opinion!” and “Ugh, It’s frustrating that your opinion is different from mine,” respectively. To verify the effectiveness of these utterances in conveying the associated emotion, a sentiment analysis API [39] was used to analyze their emotional content. The analysis showed that all positive utterances had a positive sentiment score of over 99%, and all negative utterances had a negative sentiment score of over 99%. In the experiment, emotional utterances were made upon either a correct or incorrect statement by participants, then followed by a statement relevant to the discussion task (see Section 3.3 for details).

In contrast, the Non-Affective (NA) behavior did not employ any of the affective/emotional behaviors described above, resulting in the NA’s VA interacting with and seen by the participants in a neutral, detached, or emotionless manner.

### 3.2 Hypotheses

We formulated the following primary hypotheses:

- **H1:** By the VA’s engaging behavior, the user’s attention toward, perception of VA, and VA’s influence on the decision-making will be strengthened in the group discussions.
- **H2:** By the VA’s affective behavior, users will feel burdens of expressing their opinions, leading to a negative impact on their attention towards and perception of VAs.
- **H3:** If the user’s attention on and perception of the VA is strengthened by engagement (by H1), the VA will make a better performance on group decision-making.
- **H4:** Although the user’s attention toward and perception of the VA is reduced by affective behavior (by H2), the affective VA still influences the user’s decision-making.

### 3.3 Experimental Task: Group Decision Making

Following the objective of the study, we employed a group decision-making scenario as the experimental task. In particular, a scenario in which prioritizing important items for survival was used, as it is a commonly used task in team-building activities and similar VA studies [15], [40]. This task can be characterized as collaborative as a final decision needs to be made through collective effort, but it is also mildly competitive since participants tend to vie against each other and hope that one’s opinion would be taken into account. Also, note that the participants have never seen the other participant and the VA before. As such, we assume that participants would be reserved and try to adhere to customary social norms and etiquette.

The study employed four distinct survival task scenarios: *Desert* [41], *Winter* [42], *Sea* [43], and *Outer space* [44]. The primary objective of these tasks was for participants to prioritize

15 items, such as torches, water, and overcoats, for survival in each distressing situation. Although the tasks had consistent objectives, the situations and provided items varied for each scenario.

During the experiment, a group of three-person, consisting of two human subjects and one VA, discussed prioritizing the survival items. To aid participant comprehension of the situation and enhance participation in discussions, a mobile application was used (it screen shown in Figure 2). The prioritized objects could be easily arranged using a drag-and-drop interface on the app (vs. using a more cumbersome pencil-and-paper). Also, to reduce the total time of tasks and alleviate the difficulty of discussion, the priority orders of five objects (among the fifteen) were given (1<sup>st</sup>, 5<sup>th</sup>, 8<sup>th</sup>, 12<sup>th</sup>, and 15<sup>th</sup>) - the participants only had to decide on the priority order for the remaining 10 items.

This application was installed on an 11-inch Android tablet and provided to each participant in - Step 1 [Individual Selection] (Further details about this step can be found in Section 3.5). Afterward, in order to facilitate concentration during the group discussion, we retrieved the tablets before the start of the group discussion. We then placed a laptop (shown in Figure 4) to display the application, and participants referred to the laptop (as a Task object) to check the priority status of the currently arranged items.



Fig. 2: The mobile application for easily arranging and setting the priority orders of survival items as an experimental task (or discussion topics). The target items were laid out at the bottom, and they were to be dragged and filled into the proper positions in four different phases of the treatment session.

**VA’s statements for discussions:** One important provision for carrying out the task in a fair manner was to ensure that participants experienced the same level of expertise from the VA by the statements (about the priority-setting task itself) they made in following up with the discussion. The VA was designed to provide arguments based on the “correct”, determined by the experts, priorities (i.e., the VA knew and always provided certain feedback toward the correct answer).

We pre-generated a total of 840 statements (105 agreement and 105 disagreement statements for each of the four survival tasks) to ensure appropriate responses to participants’ statements. Each statement’s length (130-150 characters) was adjusted so that the VA would not speak for more than 20 seconds (also considering combining the preceding emotional utterances described in Section 3.1). It should be noted that the affective VA follows a specific speaking pattern. It initiates by expressing emotional utterances and subsequently provides statements about the task itself.

In addition, as our experimental design incorporated the VA’s affective behavior as a condition, we ensured that the VA’s statements were neutral and devoid of emotion. To achieve this, the sentiment analyzer API [39] was used to proofread (and revise if



necessary) the statements for sufficient neutrality. As a result, all statements were judged by the API to be 99% neutral. More details can be found in Table 5 of the Appendix.

### 3.4 Experimental Set-Up and Control

#### 3.4.1 Virtual Agent Specification

The realistic 3D model of VA was generated using the Maya modeling software [45], and its facial features were detailed using facial blend shapes. Various body animations for idling, listening, and speaking were animated using Mixmao [37] and the associated motion capture data [46]. The VA’s voice files (e.g., for statements and utterances) were pre-generated from the CLOVA API [39] to avoid any network delay during playback. A lip-sync asset called SALSA [36] was used to ensure natural mouth movements and facial expressions. All rendering was performed using the GPU-based Unity 3D engine with a high-definition render pipeline.

#### 3.4.2 Interlocutor detection algorithm

To add the VA’s non-verbal engaging behavior - looking at or turning toward the current speaker/listener naturally, an *Interlocutor detection (ItD)* algorithm was implemented. This logic operates differently according to the role of the VA - listener or speaker.

When the role of VA is a listener, the speaker is identified by the movements of the facial landmarks (extracted from the video imagery) [47], specifically from the 49<sup>th</sup> to the 68<sup>th</sup> points, to identify the individual with an open mouth. In addition, the Pyaudio [48] is used to detect the sound and its amplitude-based directionality, aiding in identifying the current speaker. Once the current speaker is identified, the VA redirects its body and gazes toward the identified speaker to simulate attentive listening behavior (as part of exhibiting active engagement). Figure 3 depicts the process of detecting that, e.g., Participant A as the current speaker.

Intimate mutual gaze and directed posture are equally needed for when the VA speaks as well [49], [50]. During the VA’s role as a speaker, the ItD algorithm is responsible for determining which of the two human participants is looking at the VA, even if they are showing more attention. The ItD analyzes head pose data to analyze the multi-user gaze and identify if an interlocutor is directing their gaze towards the VA. Additionally, the ItD measures the duration of time that each interlocutor spends looking at the VA. Furthermore, different gaze scenarios between the participants and the VA were categorized, and the collected data was applied to the following each scenario:

- **Both are looking at the VA:** The ItD identifies the preferred interlocutor among the two participants and adjusts the direction of the VA to focus on choosing one. The preferred interlocutor is defined as the participant who has spent “less” time gazing at the VA up to that moment. This approach serves to ensure a fair distribution of eye contact between both participants.
- **One participant is looking at the VA:** If the ItD detects that only one participant is looking at the VA, the VA will adjust its direction to face that participant.
- **Both are not looking at the VA:** In cases where neither participant is looking at the virtual assistant (VA), the VA adjusts its posture to face the participant who has exhibited a higher level of engagement with it thus far. This decision is based on the assumption that this participant will soon reestablish eye contact with the VA.

It should be noted that the ItD algorithm was utilized only with the treatment discussed with Engagement VA (i.e., E-A, E-NA). In contrast, in the NE condition, the VA maintains a fixed gaze straight ahead without any responsive behaviors.

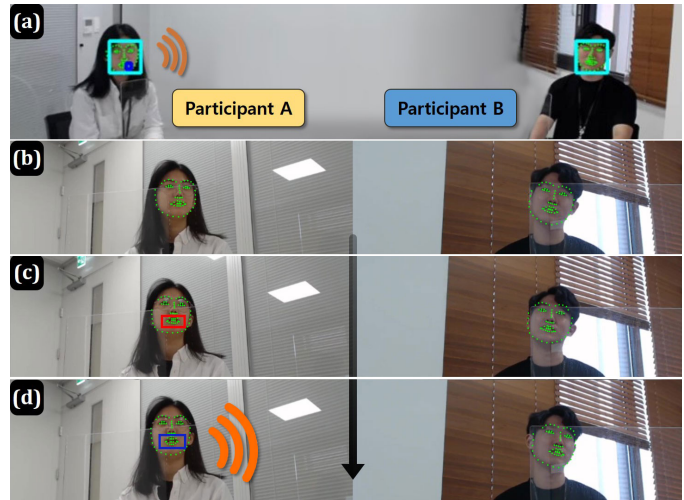


Fig. 3: Interlocutor Detection (ItD) algorithm: (a) Participant A is identified as the current speaker because (c) Participant A has an open mouth and (d) sound is detected from Participant A, (b) even though both participants are looking at the VA.

#### 3.4.3 Semi-Wizard of Oz control

To administer the experiment described so far with minimal external bias, the VA or system needs to have the capabilities of nearly human-like natural (unstructured) language understanding, conversational responses, and associated bodily gestures and animations, which in itself is a more than challenging task.

Thus, we employed the semi-Wizard of Oz method, in which the controller, or “Wizard” (the person behind the curtain), interpreted the participant’s statements (i.e., unstructured natural language) to determine the items they wanted to be ranked. It should be noted that the VA’s verbal and non-verbal response behaviors were automatically generated and selected by the system once a human controller interpreted the participants’ statements. To facilitate this process, a client-server application was developed to enable the controller to easily and quickly designate the item to be promoted (for survival discussion) and to provide the VA’s statements.

#### 3.4.4 Physical Set-up

Figure 4 shows the setup in the experiment ( $7 \times 4$  meters) and the control rooms ( $1.5 \times 4$  meters). The experimental room had one table and two small desks/chairs. On the table, we placed a large 55-inch display to render the VA’s upper body at a size comparable to that of an average female’s physical stature. The VA had a nearly realistic appearance and was rendered on a desktop equipped with a GPU to ensure smooth performance without frame drops.

As a way to prevent the participants from forming a team (rather than working individually and semi-competitively) against the VA, the two participants were seated at the two far ends of the triangular-shaped space (see Figure 4 (a)). The distance between the table and each desk was set to 2 meters, as the social zone (within 3.6 meters) for office gatherings was considered to be larger than the personal space (within 1.2 meters) suggested by the widely known proxemics [51]. We also placed another small table in the center to display the ongoing group task results (the help app) on

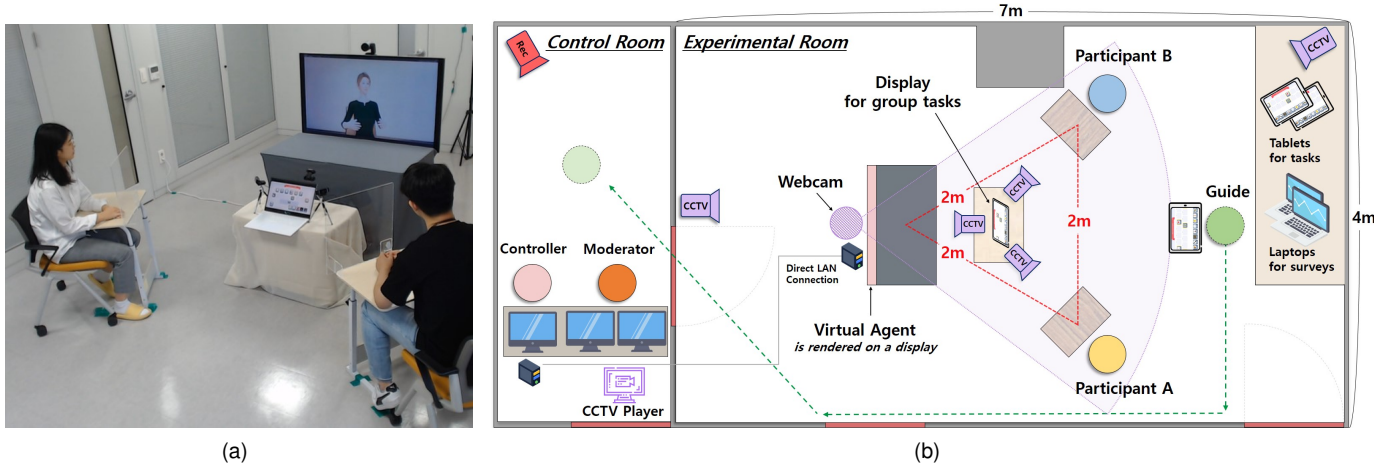


Fig. 4: (a) a photo shows the seating for a three-person discussion; (b) a diagram depicts the control and experimental rooms.

the laptop and three cameras to observe and record how participants behave to VA. During the experiment, experimenters were in the control room. Multiple PCs were placed in the control room to remotely control the VA and moderate the interactive discussion via a moderator. More details follow in the next section.

### 3.5 Experimental Procedure

We provided a brief explanation of the experimental procedure and instructed the experiment from the control room through a microphone. Participants received instructions via an audio device and proceeded with the assigned tasks. The experimental procedure comprised the following three steps:

- Step 1 [Individual selection]:** In the first step, our moderator directed the participants to view the tablet screen that displayed a written description of the distressing scenario relevant to the task. The participants were then given instructions to prioritize the items they deemed important within a three-minute timeframe. Once the participants completed their individual selections, the experimental guide retrieved the participants' tablets and exited the experimental room for a three-person discussion.
- Step 2 [Group discussion]:** The second step involved conducting a group discussion to prioritize items. To make the duration of the experiment manageable, the participants had already been given the rankings of the 1<sup>st</sup>, 5<sup>th</sup>, 8<sup>th</sup>, 12<sup>th</sup>, and 15<sup>th</sup> items. Participants were also instructed to make the discussion to rank items in pre-designated groups in four phases: (Phase 1) 2<sup>nd</sup>, 3<sup>rd</sup>, and 4<sup>th</sup>; (Phase 2) 6<sup>th</sup> and 7<sup>th</sup> items; (Phase 3) 9<sup>th</sup>, 10<sup>th</sup>, and 11<sup>th</sup>; and (Phase 4) 13<sup>th</sup> and 14<sup>th</sup> items (as shown in Figure 2). For each phase, both the participants and VA followed a pre-determined speaking order, guided by the moderator (as shown in Figure 5). They were given 30 seconds to provide their reasoning for the item rankings. The final speaker (either a human participant) for the given phase made the final decision about the item rankings. Each participant had one or two opportunities to speak, depending on the phase. In addition, the order of Participant A and Participant B was altered for each subsequent phase and balanced.
- Step 3 [Post-condition questionnaire]:** At the end of the discussion, the experiment guide entered the experimental

room and provided each participant with a laptop to complete the post-condition questionnaire.

Upon completion of all the treatments, participants were asked to fill out a post-experiment questionnaire to provide feedback on the entire experiment and subjective rankings. Each experimental condition took approximately 25 minutes, resulting in a total experiment duration of about 2 hours.

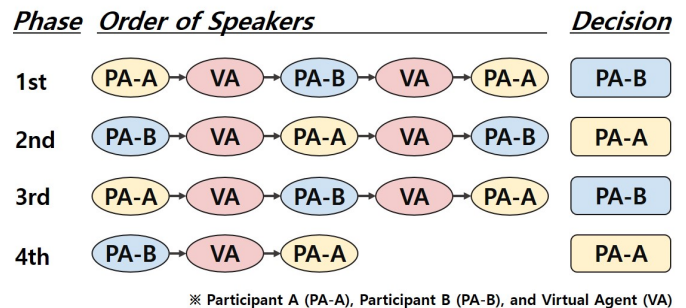


Fig. 5: The speaking order among the two participants and VA for each phase of the four.

### 3.6 Dependent Variables

There are several dependent variable measures we looked at, broadly categorized into three types: (1) validity assessments of the study design and implemented factors; (2) objective measures of the impact of the VA's behavior on participants' decision and attentive behavior; and lastly (3) subjective measures of the influence of the VA's behavior on participants' subjective perception (which has a potentially indirect relevance to the objective measures) in group decision-making scenarios.

#### 3.6.1 Experimental Validity Measures

The experiment's validity and any derived conclusions hinge on whether users properly perceived the manipulated independent variables, namely, the VA's engaging and affective behaviors as described and implemented so far. Likewise, the task difficulty and the VA's level of expertise need to be maintained equally, more or less, across four different task scenarios. For this purpose, we administered a validity questionnaire, designed based on previous work [52] and modified for our purpose, to assess the following

perceptual qualities of the test system (after each treatment): (1) the level of VA's engagement, and (2) the level of VA's affectiveness on a 7-point Likert scale. After the whole experiment, participants were requested to assign rankings for the following perceptual aspects: (1) VA's engagement, (2) VA's affectiveness, (3) the difficulty of tasks, and (4) the expertise of the VA (see Table 6 in the Appendix).

### 3.6.2 Factor Effects - Objective

To explore the subconscious changes in which participant's behavior is affected by the VA's behavior during the group discussion, two objective and quantitative measures were used:

**Task score:** This measures the correctness of the final decision made after a group discussion. A standardized scoring mechanism [53] was used to tabulate the score (+d for a given answer where d is the difference to the correct, e.g., if an item was ranked 6th rather than 2nd (correct answer),  $6 - 2 = 4$  is added to the total score - thus, 0 represents the best possible score).

**Attention allocation:** The participant's behavior captured on video was examined for one's level of gaze toward the VA. This was based on the premise that eye gaze can serve as a proxy for measuring attention [54], and consequently could correlate to the exhibited VA's behavior during the group discussion.

### 3.6.3 Factor Effects - Subjective

The impact of independent variables on participants' subjective perceptions of VAs was measured using post-condition questionnaires. The questionnaire, answered on a 7-point Likert scale, was designed based on prior work [55]–[58] and modified for the specific needs of the experiment (refer to Table 6 in the Appendix). The study examined the following perceptual/subjective qualities:

**Social presence:** This aims to measure the extent to which participants perceive the VA as an active and socially engaged member in group discussions. These aspects are considered important in fluid groups and coordinated decision-making. In particular, we focused on its continuity (SP-C1, SP-C2), responsiveness (SP-R1, SP-R2), and membership (SP-M1, SP-M2).

**Social influence:** This refers to the extent to which the VA's opinion was reflected in the group decision-making process. Furthermore, the questionnaire looked into how the emotional state of the VA might have affected the participant's behavior, e.g., positively (SI-P1, SI-P2), if decisions were made without any concern for the VA's emotion, or vice versa (SI-N1, SI-N2).

**Trustworthiness:** This can influence the participant's willingness to follow the guidance provided by the VA. The positive aspect (TR-P1, TR-P2) focuses on evaluating the credibility and confidence of the VA, while the negative aspect (TR-N1, TR-N2) measures the level of doubt regarding the VA's behavior.

**Task load (Mental demand, Performance, and Frustration):** Another important factor to consider is the mental (or psychological) load induced by the various behaviors of the VA. After all, social activities can be inherently stressful, especially considering the task was at least mildly competitive.

Lastly, in the post-experiment questionnaire, we included a question asking participants to rank their preferred VAs as team members during group discussions. This subjective dependent variable is referred to as "Preference".

## 3.7 Participants

We recruited 32 participants (14 females and 18 males, aged 22–45,  $M = 27.4$ ,  $SD = 4.9$ ) from the local community. The experiment

was conducted in pairs with 16 teams consisting of 12 mixed teams, 3 men's teams, and 1 women's team. All participants had normal/corrected vision and hearing. Prior to the experiment, we collected participants' prior knowledge of survival tasks ( $M = 3.3$ ,  $SD = 1.2$ ) and their experience with VA technology ( $M = 3.6$ ,  $SD = 1.4$ ) through a pre-questionnaire using a 7-point Likert scale. Additionally, each participant received gifts with a value of \$20.

## 4 RESULTS

### 4.1 Experimental Validity Measures

Considering that the measured data was collected using a 7-point Likert scale, we conducted a normality test using the Shapiro-Wilk test [59]. Since most measures did not follow a normal distribution, we used the aligned rank transform (ART) method [60]. ART method is a non-parametric approach for analyzing factorial ANOVA (specifically, 2-way) that allows for the examination of both the main effects (i.e., Engage and Affective variables) and their interaction effect. The statistical significance level was set at 5% for all analyses.

**Engagement:** Only the Engage variable had a statistically significant effect on the Engagement of VAs ( $F = 12.42$ ;  $p < .001^{***}$ ). This finding suggests that participants perceived distinct levels of engagement based on whether the VAs exhibited engaging or non-engaging behavior. Conversely, the Affective variable had no significant impact ( $F = 0.99$ ;  $p = .32$ ), but its interaction effect was close to a significant level ( $F = 3.42$ ;  $p = .06$ ). These findings imply that when the Engage variable is combined with the Affective variable, it is more likely to have a stronger impact on VA's engagement.

The post-hoc tests revealed that only two significantly different treatment pairs (E-NA > NE-NA;  $p < .01^{**}$ ) and (E-A > NE-NA;  $p < .05^*$ ), but not for (E-A and NE-A;  $p = .61$ ) and (E-NA and NE-A;  $p = .16$ ). Considering the results of the interaction effect, we postulated that the Affective variable might impact the perceived engagement of VAs. Distinguishing between engagement and affectiveness is a subjective task and not always clear-cut. The affective (or emotional) involvement might have been considered another type of engagement behavior in group discussions. As a result, the following measure of VA's affectiveness is relatively more noticeable.

**Affectiveness:** According to statistical findings, the affectiveness of VAs was solely influenced by the Affective variable ( $F = 234.21$ ;  $p < .001^{***}$ ). The Engage variable did not show any statistical significance ( $F = 0.09$ ;  $p = .75$ ). Furthermore, there was no observed interaction effect ( $F = 0.01$ ;  $p = .88$ ).

The post-hoc test indicated that significant differences existed in all four treatments: (E-A > E-NA;  $p < .001^{***}$ ), (E-A > NE-NA;  $p < .001^{***}$ ), (E-NA < NE-A;  $p < .001^{***}$ ), and (NE-A > NE-NA;  $p < .001^{***}$ ). This indicates that the participants perceived different levels of VA's affectiveness among the experimental treatments (i.e., between A and NA conditions), but this was not the influence of Engage variables.

**VAs of the highest level of engagement/affectiveness:** Figure 6 (b) and (c) show the ranking (from 1 to 4) of the agents based on their engagement and affectiveness, respectively. As anticipated, the numbers of the 1st and 2nd ranks for the engaging VAs (i.e., E-A, E-NA) were significantly greater (37 votes) than those for the non-engaging VAs (i.e., NE-A, NE-NA) (27 votes). Similarly, the number of votes for affective VAs (i.e., E-A, NE-A) was



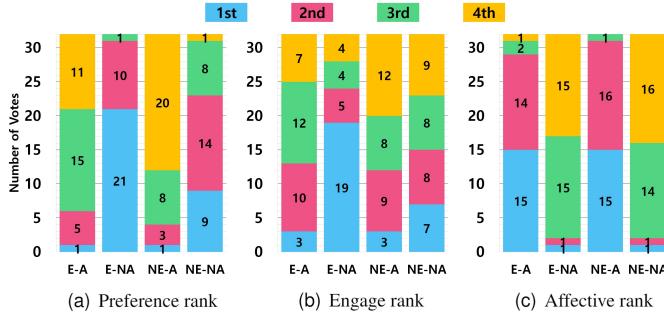


Fig. 6: Results for ranking order among the four test conditions.

substantially higher (60 votes) than those for non-affective VAs (i.e., E-NA, NE-NA) (4 votes).

Based on the aforementioned four validity measures, it is important to highlight that two main factors/traits (i.e., engaging and affective behavior) were designed well in order to enable participants to perceive varying levels of engagement and affectiveness in different treatments. This confirmation validates their suitability as factors for exploring the study’s purpose.

**Task difficulties and VA’s expertise:** The ordinal aspect of the ranking data was analyzed using Friedman tests [61] with a 5% significance level. We did not find any difference in task difficulties ( $\chi^2 = 1.8$ ;  $p = .61$ ) and VA’s expertise ( $\chi^2 = 3.48$ ;  $p = .32$ ). The findings indicated that task difficulties and VA’s expertise had no impact on any of the following objective and subjective measures, thus confirming the soundness and validity of the study design.

## 4.2 Factor Effects - Objective Measures

### 4.2.1 Task Score

In order to evaluate the influence of VA on the group decision, we analyzed the results of the item’s priority decided by individuals and the group discussion. Figure 7 shows the results. Note that the score represents the deviation from the correct answer, i.e., lower scores indicate better performance.

The task score was analyzed in four different ways: (1) Group scores (comparison of group scores among conditions); (2) Degree of variations (variance of the group scores vs. the individual); (3) Up & down (whether the group scores increased with respect to the individual or vice versa); and (4) Reflection (looking into whose opinions were reflected the most or least in the final decision).

**(1) Group Scores and (2) Degree of Variations:** The task scores data were tested for normality using the same method [59], confirming its normal distribution and enabling parametric analysis.

For the group scores, we employed a Two-way repeated measure ANOVA. The results indicated that there were no statistically significant differences observed for the Engage factor ( $F = 1.32$ ;  $p = .26$ ), Affective factor ( $F = 0.41$ ;  $p = .53$ ), and the interaction effect ( $F = 0.11$ ;  $p = .75$ ). Given that the five items have already been prioritized, the task may have been a relatively simple one to observe any meaningful differences.

To examine the Degree of variation between group scores and individual scores within each condition, we conducted paired sample t-tests. The results indicated that in all conditions, group scores were significantly better than individual scores. The comparison results are as follows: E-A ( $t = 5.45$ ;  $p < .001^{***}$ ); NE-A ( $t = 3.21$ ;  $p < .01^{**}$ ); E-NA ( $t = 7.99$ ;  $p < .001^{***}$ ); and NE-NA ( $t = 6.03$ ;  $p < .001^{***}$ ). Collective intelligence [62] is the likely reason for the general score improvement as a group (despite the different conditions) as observed in prior studies [15], [40]. However, it

is worth noting that the NE-A exhibited a slightly lesser effect compared to others, which is considered an interesting point.

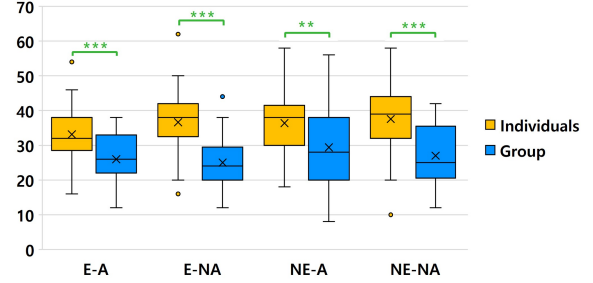


Fig. 7: Boxplots for the individual and group scores for survival tasks for each condition. Lower scores indicate better performance.

**(3) Up & Down and (4) Reflection:** We counted specific cases under different conditions and found two intriguing points. Firstly, the Up & Down analysis revealed that not all 64 discussions (consisting of 16 teams and 4 conditions) resulted in improved scores. Seven discussions resulted in reduced group scores, with six involving the NE-A’s VA and one involving the NE-NA’s VA. These findings suggest that VA with non-engaged and affective behavior (i.e., NE-A’s VA) may have adversely affected participants’ decision-making. This may also explain the lower effect of NE-A’s VA on group scores observed in the previous analysis.

Secondly, the Reflection analysis counted the cases in which the participant (PA, PB, or VA) had the most or least opinions reflected in the final decision (see Table 2). The VA’s opinion was most reflected in the NE-A condition and least reflected in the NE-NA condition, followed by the NE-A condition. These findings support the hypothesis (H4) that the NE-A’s VA negatively impacted the user’s experience, but participants still accepted the NE-A VA’s opinions, but not wholeheartedly. The fact that NE-A’s VA was selected with the most and the least reflections implies that personal preferences may have influenced the acceptance of their opinions.

TABLE 2: The number of cases in which the participant (PA, PB, or VA) had the most or least opinions reflected in the final decision across four conditions. Note that each test condition should total 16 teams’ data; however, as it was possible for the PA, PB, and VA to have equal contributions to the final decision, thus the total can be more than 16.

	(a) Most reflections				(b) Less reflections			
	E-A	E-NA	NE-A	NE-NA	E-A	E-NA	NE-A	NE-NA
PA	3	7	5	8	8	6	5	2
PB	10	7	6	5	3	7	5	6
VA	4	3	7	5	6	3	7	8

### 4.2.2 Attention Allocation

To analyze the participant’s gaze distribution (as attentive behavior), an OpenCV-based program was developed that can support annotation and labeling of each frame in the recorded video in terms of the four possible gaze targets, such as *Virtual Agent*, *Task Object* (laptop that shows the on-going discussion situation), *The Other Participant*, and *Elsewhere* (e.g., floor, ceiling, and desk). Figure 8 illustrates the average gaze distribution of the participants for each test condition.

Considering the continuous aspect of ratio data, a Two-way repeated measure ANOVA and post-hoc tests using the Tukey HSD



TABLE 3: The results of statistical analysis on the ratio of gaze distribution for each target.

Gaze Target	Engage	Affective	Interaction	post-hoc
Virtual Agent	$F = 36.19$	$F = 24.34$	$F = 7.92$	E-A > NE-A** E-A > NE-NA*** E-NA > NE-A* E-NA > NE-NA*** NE-A > NE-NA***
	$p < .001$	$p < .001$	$p = .008$	
Task Object	$F = 16.99$	$F = 9.29$	$F = 4.97$	E-A < NE-NA*** E-NA < NE-NA*** NE-A < NE-NA**
	$p < .001$	$p = .005$	$p = .039$	
The Other Participant	$F = 0.31$	$F = 4.12$	$F = 2.19$	
	$p = .58$	$p = .051$	$p = .14$	
Elsewhere	$F = 1.34$	$F = 0.19$	$F = 1.12$	
	$p = .25$	$p = .65$	$p = .29$	

Statistical significance levels: \*  $p < .05$ ; \*\*  $p < .01$ ; and \*\*\*  $p < .001$

method were applied to analyze the data with the significance level set at 5%. The statistical results are summarized in Table 3. Statistically significant differences were found in two targets: *Virtual Agent* and *Task Object*. Both targets exhibited significant effects in both main and interaction effects. Additionally, their effect size on gaze distribution followed the order of Engage, Affective, and then Interaction.

Specifically, in the case of *Virtual Agent* (as a gaze target), it was observed that VA’s engagement played a definite and positive role in capturing users’ attention, even in group settings. Moreover, VA’s affective behavior also had the effect on attracting users’ attention, but it was found to be lower in comparison to engaging behavior. Their interaction also showed a significant impact, but it has a smaller effect size compared to both main effects.

The VA’s behavior primarily diverted participants’ gaze from the *Target Object*, and there was no statistically significant change in the distribution of gaze toward *The Other Participant* and *Elsewhere*. Interestingly, it was found that the VA’s affective factors could potentially have a significant influence on the gaze distribution toward *The Other Participant*. The p-value for the affective factor was 0.051, which indicates that it was very close to statistical significance. Post-hoc tests revealed that among several pairs, the following two pairs exhibited: (E-A < E-NA;  $p = .15$ ) and (E-NA > NE-A;  $p = .16$ ). These findings may suggest that VA’s affective behavior does not always attract the participant’s attention toward VA itself. Instead, it may lead to the avoidance of eye contact with the VA or direct the participant’s gaze toward *The Other Participant*. Participants might have focused their attention on *The Other Participant* who exhibited less emotional involvement (or adhered to social norms) during the group task, perceiving them as more comfortable to interact with in the group discussion. These observations might be considered as the negative influence of VA’s affective behavior in a group scenario where social norms are encouraged, but further investigation is necessary.

### 4.3 Factor Effects - Subjective Measures

To analyze the subjective measures collected using a 7-point Likert scale in the post-condition questionnaire, we employed the ART analysis method [60] for the same reasons described in Section 4.1. The statistical results are summarized in Table 4 and Figure 9. Overall, in the context of group decision-making involving the VA, the VA’s active engagement had a significantly positive impact on

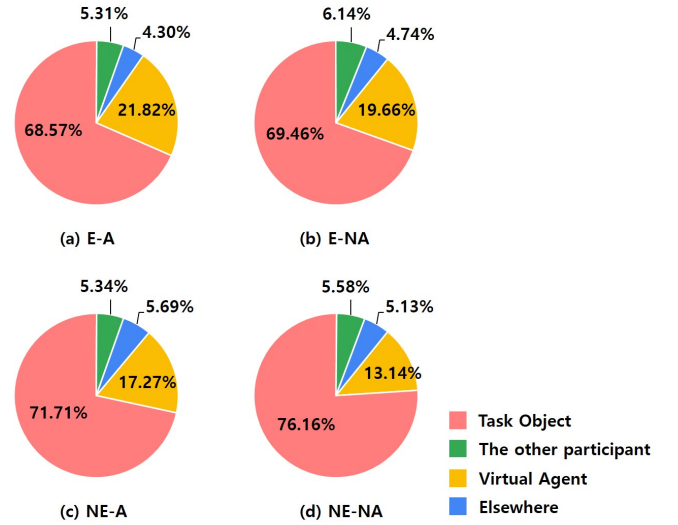


Fig. 8: The average ratio of gaze distribution for each target.

the subjective factors perceived by the participants, while the VA’s affective behavior had a significantly negative impact. In section 5, we present a comprehensive analysis of the dependent variables that have shown statistically significant differences. On the other hand, dependent variables with no statistical differences are described with several potential reasons, as follows.

**Social influence (Negative):** The median scores for all conditions were close to 3 (see Figure 9 (e)). Such low scores may be attributed to cognitive dissonance and reactance, which are psychological factors that make individuals reluctant to acknowledge adopting opinions that contradict their beliefs [63].

**Mental demand:** As shown in Figure 9 (h), the medians of all conditions were larger than 4 (out of 7). The result implies that, regardless of the VA’s behaviors, participants experienced psychological distress while conversing with the VA.

Lastly, the preference rankings for VAs collected in the post-experiment questionnaire are shown in Figure 6 (a). Considering the ordinal aspect of the data, we utilized the Friedman test [61]. There is a significant difference under all conditions ( $\chi^2 = 54.0$ ;  $p < .001$ \*\*\*). In the pair-wise comparisons, we observed significant differences in five pairs: (E-A < E-NA;  $p < .001$ \*\*\*), (E-A < NE-NA;  $p < .01$ \*\*), (E-NA > NE-A;  $p < .001$ \*\*\*), (E-NA > NE-NA;  $p < .05$ \*) and (NE-A < NE-NA;  $p < .001$ \*\*\*). These findings indicated that there are VA’s behaviors that participants prefer in the group discussion. Specifically, in scenarios where social norms are encouraged in decision-making, the VA that maintains a rational (or emotionally neutral) state while exhibiting engaged behavior, that is, E-NA’s VA was perceived as the most preferred team member.

## 5 DISCUSSION

### 5.1 The level of VA’s engagement in group discussions

Regarding the first research question (RQ1: What is the effect of VA’s engagement in group discussions?), we formed the first hypothesis (H1) stating that the VA’s engagement would have an effect on users’ attention toward VAs in group settings. Moreover, we expected that users’ perceptions of the VA would be positively influenced by mutual attention and engagement. Furthermore, we anticipated that these changes would foster group discussions and positively impact decision-making as the third hypothesis (H3).

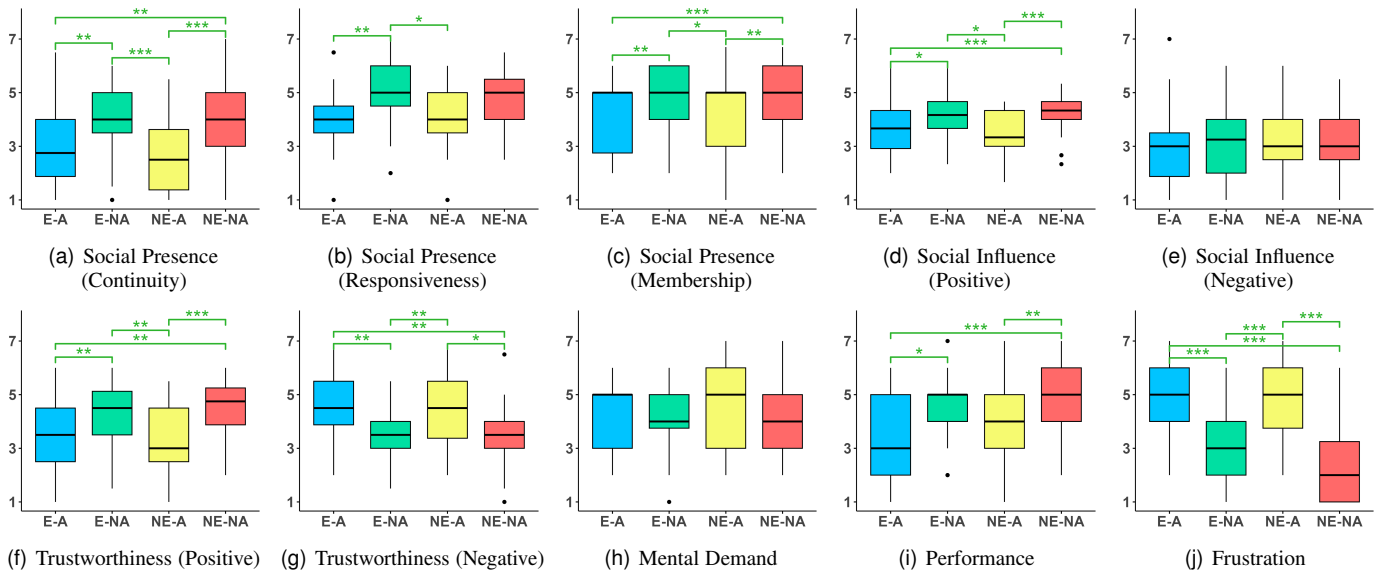


Fig. 9: Boxplots of the subjective measures on a 7-point Likert scale (\*  $p < .05$ ; \*\*  $p < .01$ ; and \*\*\*  $p < .001$ ).

TABLE 4: Summary of the results on subjective measures analyzed using a two-way non-parametric analysis.

	Engage	Affective	Interaction	post-hoc
<b>Social Presence (Continuity)</b>	$F = 0.3, p = .56$	$F = 32.6, p < .001$	$F = 0.0, p = .86$	E-A < E-NA**; E-A < NE-NA**; E-NA > NE-A***; NE-A < NE-NA***
<b>Social Presence (Responsiveness)</b>	$F = 0.0, p = .91$	$F = 12.8, p < .001$	$F = 0.6, p = .41$	E-A < E-NA***; E-NA > NE-A*
<b>Social Presence (Membership)</b>	$F = 1.1, p = .29$	$F = 21.1, p < .001$	$F = 0.0, p = .83$	E-A < E-NA**; E-A < NE-NA***; E-NA > NE-A*; NE-A < NE-NA**
<b>Social Influence (Positive)</b>	$F = 0.4, p = .48$	$F = 25.2, p < .001$	$F = 0.1, p = .69$	E-A < E-NA*; E-A < NE-NA***; E-NA > NE-A*; NE-A < NE-NA***
<b>Social Influence (Negative)</b>	$F = 1.2, p = .26$	$F = 0.63, p = .42$	$F = 0.7, p = .39$	
<b>Trustworthiness (Positive)</b>	$F = 0.0, p = .94$	$F = 30.4, p < .001$	$F = 0.4, p = .48$	E-A < E-NA**; E-A < NE-NA**; E-NA > NE-A**; NE-A < NE-NA***
<b>Trustworthiness (Negative)</b>	$F = 0.0, p = .89$	$F = 20.5, p < .001$	$F = 0.0, p = .82$	E-A > E-NA**; E-A > NE-NA**; E-NA < NE-A**; NE-A > NE-NA*
<b>Mental Demand</b>	$F = 0.0, p = .89$	$F = 0.74, p = .39$	$F = 1.4, p = .23$	
<b>Performance</b>	$F = 1.7, p = .18$	$F = 20.1, p < .001$	$F = 0.0, p = .76$	E-A < E-NA*; E-A < NE-NA***; NE-A < NE-NA**
<b>Frustration</b>	$F = 1.2, p = .25$	$F = 76.5, p < .001$	$F = 0.9, p = .33$	E-A > E-NA***; E-A > NE-NA***; E-NA < NE-A***; NE-A > NE-NA***

Aligned Rank Transform (ART); Statistical significance levels: \*  $p < .05$ ; \*\*  $p < .01$ ; and \*\*\*  $p < .001$

The results of attention allocation showed that participants paid statistically more attention to VA with engagement (i.e., E-A, E-NA) compared to those without (i.e., NE-A, NE-NA). These findings supported H1, suggesting that engagement can also have a great influence on improving user perceptions of VAs. However, according to the subjective measures (see Figure 9), the change in user perceptions revealed only modest improvements. When analyzing the two main effects, engaging behavior had a relatively minor influence compared to affective behavior and did not show any statistical significance (see Table 4). As a result, there are some limitations in verifying H3 through our study, as despite the engagement with the VA having an impact on the participants' behavior, it did not influence their subjective perception of VAs.

It is worth noting that engaging behavior tends to depend on visual cues, such as mutual gaze, head nodding, and hand gestures [4]. In other words, if users do not sufficiently observe the VA, the intended effect of engaging behavior on the user's perception may not be properly achieved. Consequently, this should be considered as a potential limitation when considering the use of VAs in groups and organizational environments. In such settings, the user's interest and attention toward the VA could be shared or even compete with the presence of other humans [13] and discussion materials (e.g., laptops, papers, and tablets) [20]. This

can adversely impact the VA's visibility and accessibility.

Indeed, in our experiment, participants not only shared/allocated at least 5% of their attention towards the other participant but also directed a significant amount of attention towards the task object (i.e., the laptop displaying the ongoing priority on the center table), accounting for approximately 70% of their attention (see Figure 8). One possible explanation for why the task object was assigned more attention than VA, including the other participant, is that the task object naturally serves as a way to avoid making direct eye contact. This avoidance of eye contact may help alleviate the psychological burden felt by participants during the group discussions [64], [65], especially considering that our study was conducted with one other unfamiliar participant (or stranger).

Although the presence of other people and task objects could be obstacles to reducing the impact of VA's engagement and presence, these are pervasive and inevitable in groups and organizational situations. Therefore, there is a need to explore novel strategies that can capture users' attention toward the VA even though other humans and/or task objects exist - by making it much more informative (e.g., taking up the role of situation monitor of the laptop computer) as the "go-to" entity for critical pieces of information in decision-making.

## 5.2 The negative aspects of VA's affective behavior

Considering the second research question (RQ2: What is the effect of the level of VAs' affectiveness in group discussion?), several subjective measures showed that VAs with rich emotions was consistently not received well (as was predicted in H2). Furthermore, behavioral measures had lower statistical significance compared to VA's engagement (see Figure 7 and Figure 8).

In scenarios where a group makes decisions with unfamiliar individuals, participants might perceive the VA's affective behavior as acting odd, ambivalent, or inconsistent because emotional VA does not conform to social norms (particularly when compared to real human behavior) [66]. These VA's behavior, which disregards the social context and manipulates their responses to be either positive or negative based on the correctness of participants' statements, can lead to negative perceptions among the participants.

Moreover, participants may perceive tasks involving VAs (i.e., non-real human entities) as more competitive than collaborative, especially in groups - as reported in the Human-Robot Interaction (HRI) community [33], [67] - which suggests that humans tend to view real humans as in-groups and robots (i.e., virtual beings) as out-groups. This observation is supported by Figure 9 (c), where the membership aspect of affective VA was statistically lower than non-affective VA. Furthermore, the statistical significance of NE-A's score variations was relatively lower compared to other conditions (see Figure 7), and NE-A's VA had most cases where group scores deteriorated compared to individual scores (6 out of 7 cases). These results support that discussions with affective agents were more competitive rather than cooperative.

Therefore, it is conceivable that the participants perceived the affective/emotional VA (which does not adhere to social norms) as an out-group member. This perception contributed to developing a competitive dynamic between the participants and the VA. Consequently, these factors are believed to be responsible for the negative effects of VAs' affective/emotional behavior. Based on our findings, we recommend that the VAs first establish cooperative and amicable relationships with human interlocutors (which could still include "casual" emotional expression), and then safely continue to employ such affective qualities (as the means of making the VAs look natural and consistent) for the critical task discussions thereafter, particularly in groups or organizational settings.

## 5.3 The specific types of VAs that affect user's decisions

With regard to the third research question (RQ3: Do participants have their decision-making affected by specific types of VA), the analysis of task scores supported the third and fourth hypotheses (H3 and H4) related to the impact on participants' decision-making.

While there were no significant differences in Group scores, Figure 7 presents that engaging VA (i.e., E-A, E-NA) had relatively better group scores and narrow distributions compared to non-engaging VA (i.e., NE-A, NE-NA). These findings may suggest that VA's engaging behavior has a positive effect on the decision-making process (as was predicted in H3). Additionally, when comparing E-A and E-NA, E-NA's VA seems to be preferred (see Figure 6 (a)) and more effective than E-A's VA (see Table 2 (b)). This may be aligned with a prior study [68] that negative emotional behavior with eye contact can worsen negative effects. Such behaviors were included in E-A's features but should be further explored.

On the other hand, the VA's affective behavior may play a crucial role in deciding whether participants accept or reject the VA's opinion during group discussions. Although these decisions

are likely influenced by the participants' disposition [69], the fourth hypothesis (H4) may be supported by the finding that NE-A's VA was selected as both the VA with the most reflected opinion and the VA with the second-least reflected opinion in the final decision (see Table 2). Participants might have shown resistance to VAs that lacked interactivity and/or failed to comprehend the human interlocutor's emotions during the group discussion. This perception could lead to participants rejecting the VA's opinions, even if the VA's statements were correct, as evidenced by 6 out of 7 discussions with deteriorated group scores involving NE-A's VA. Conversely, participants may accept the VA's opinion more readily due to a desire to avoid impasse and conflict situations, regardless of the VA's confidence/trustworthiness and group's outcome [34].

Our research suggests that engaging behavior has a positive effect on fostering group discussions, but it should be used with caution when combined with affective behavior. Conversely, affective behavior can reflect VA's opinions more in group decisions; however, its impact, whether positive or negative, depends on how individuals perceive such situations as collaborative or competitive. Hence, it is crucial for VAs to possess emotional intelligence [29], which involves comprehending the emotions of others and adapting accordingly, so that the VA can navigate different social situations and facilitate positive collaborations with their group members.

## 5.4 Limitations and Future works

Our study has several limitations. For one, it only examined interactions between three individuals - two humans and one virtual being, which may not reflect the complexity and dynamics of multi-user settings in actual organizations (with many more users or crowds). Secondly, our participants were strangers to each other, so our results may not be consistently replicated in group settings where social relationships have already been formed within actual organizations. Thirdly, only a limited number of behavioral factors/types were considered, and there are many other engaging/affective behaviors that VAs can demonstrate, such as gender [70], age [71], and visual style [72]. Finally, the group's performance was evaluated using only one specific task, the "survival game," which may not encompass all group activities, such as staffing, lecturing, and reporting in actual organizations. Further research is needed to explore different tasks and various behavioral factors of VA to gain a more comprehensive understanding of how virtual beings can support group or organizational activities in other contexts, such as larger groups or more friendly groups.

## 6 CONCLUSION

This paper investigated the influence of different VAs' engaging and affective behaviors on individuals' subjective perceptions and behavioral changes during group decision-making. Our study revealed that the participants preferred the engaged and non-affective agent (E-NA's VA) as a team member. Subjective measures indicated that the affective VAs resulted in less social presence, social influence, and trustworthiness compared to non-affective ones, as participants did not trust the affective VA's words or actions, leading to a more mentally demanding decision-making process. Additionally, we observed that the VA's engaging behaviors could attract participants' attention, even in group settings, resulting in a positive impact on the group's decision-making process. Overall, our study provides valuable insights into enhancing VA's behavior as a team member in group decision-making scenarios, serving as a guide for designing VA in groups and organizational settings.

## ACKNOWLEDGMENT

This study received approval from the Institutional Review Board (IRB No. KIST-202209-HR-015). This work was supported by the National Research Council of Science & Technology (No. CRC-20-02-KIST) and supported by the Basic Research Laboratory Program funded by NRF Korea (2022R1A4A1018869).

## REFERENCES

- [1] M. Hoque, M. Courgeon, J.-C. Martin, B. Mutlu, and R. W. Picard, "Mach: My automated conversation coach," in *Proceedings of the 2013 ACM international joint conference on Pervasive and ubiquitous computing*, 2013, pp. 697–706.
- [2] P. Sajjadi, J. Zhao, J. O. Wallgrün, T. Furman, P. C. La Femina, A. Fatemi, Z. E. Zidik, and A. Klippel, "The effect of virtual agent gender and embodiment on the experiences and performance of students in virtual field trips," in *2020 IEEE International Conference on Teaching, Assessment, and Learning for Engineering*, 2020.
- [3] P. Murali, T. O'Leary, A. Shamekhi, and T. Bickmore, "Health counseling by robots: Modalities for breastfeeding promotion," in *2019 28th IEEE International Conference on Robot and Human Interactive Communication (RO-MAN)*, 2019, pp. 1–6.
- [4] D. DeVault, R. Artstein, G. Benn, T. Dey, E. Fast, A. Gainer, K. Georgila, J. Gratch, A. Hartholt, M. Lhommet *et al.*, "Simsensei kiosk: A virtual human interviewer for healthcare decision support," in *Proceedings of the 2014 international conference on Autonomous agents and multi-agent systems*, 2014, pp. 1061–1068.
- [5] G. Ali, M. Lee, and J.-I. Hwang, "Automatic text-to-gesture rule generation for embodied conversational agents," *Computer Animation and Virtual Worlds*, vol. 31, no. 4-5, p. e1944, 2020.
- [6] A. Paiva, I. Leite, H. Boukricha, and I. Wachsmuth, "Empathy in virtual agents and robots: A survey," *ACM Trans. Interact. Intell. Syst.*, vol. 7, no. 3, sep 2017. [Online]. Available: <https://doi.org/10.1145/2912150>
- [7] L. Huang, L.-P. Morency, and J. Gratch, "Virtual rapport 2.0," in *International workshop on intelligent virtual agents*. Springer, 2011.
- [8] A. Unterweger, "Emotional involvement in group discussions : an explorative study," June 2022.
- [9] M. van de Kerkhof, "Making a difference: On the constraints of consensus building and the relevance of deliberation in stakeholder dialogues," *Policy Sciences*, vol. 39, no. 3, pp. 279–299, 2006.
- [10] G. J. Trevors, K. R. Muis, R. Pekrun, G. M. Sinatra, and P. H. Winne, "Identity and epistemic emotions during knowledge revision: A potential account for the backfire effect," *Discourse Processes*, vol. 53, 2016.
- [11] A. R. Abiodun, "Organizational conflicts: Causes, effects and remedies," *International Journal of Academic Research in Economics and Management Sciences*, vol. 3, no. 6, p. 118, 2014.
- [12] J. J. Gross and R. W. Levenson, "Emotional suppression: physiology, self-report, and expressive behavior," *Journal of personality and social psychology*, vol. 64, no. 6, p. 970, 1993.
- [13] S. Sebo, B. Stoll, B. Scassellati, and M. F. Jung, "Robots in groups and teams: a literature review," *Proceedings of the ACM on Human-Computer Interaction*, vol. 4, no. CSCW2, pp. 1–36, 2020.
- [14] T. Maran, M. Furtner, S. Liegl, T. Ravet-Brown, L. Haraped, and P. Sachse, "Visual attention in real-world conversation: Gaze patterns are modulated by communication and group size," *Applied Psychology*, vol. 70, no. 4, pp. 1602–1627, 2021.
- [15] M. E. Walker, D. Szafir, and I. Rae, "The influence of size in augmented reality telepresence avatars," in *2019 IEEE Conference on Virtual Reality and 3D User Interfaces (VR)*. IEEE, 2019, pp. 538–546.
- [16] I. Wang, J. Smith, and J. Ruiz, "Exploring virtual agents for augmented reality," in *Proceedings of the 2019 CHI Conference on Human Factors in Computing Systems*, 2019, pp. 1–12.
- [17] H. Kim, M. Lee, G. J. Kim, and J.-I. Hwang, "The impacts of visual effects on user perception with a virtual human in augmented reality conflict situations," *IEEE Access*, vol. 9, pp. 35 300–35 312, 2021.
- [18] M. Lee, K. Kim, S. Daher, A. Raij, R. Schubert, J. Bailenson, and G. Welch, "The wobbly table: Increased social presence via subtle incidental movement of a real-virtual table," in *2016 IEEE Virtual Reality (VR)*, 2016, pp. 11–17.
- [19] N. ter Heijden and W.-P. Brinkman, "Design and evaluation of a virtual reality exposure therapy system with automatic free speech interaction," *Journal of CyberTherapy and Rehabilitation*, vol. 4, no. 1, 2011.
- [20] M. Rehm and E. André, "Where do they look? gaze behaviors of multiple users interacting with an embodied conversational agent," in *International Workshop on Intelligent Virtual Agents*. Springer, 2005, pp. 241–252.
- [21] Z. Yumak, J. Ren, N. M. Thalmann, and J. Yuan, "Tracking and fusion for multiparty interaction with a virtual character and a social robot," in *SIGGRAPH Asia 2014 Autonomous Virtual Humans and Social Robot for Telepresence*, 2014, pp. 1–7.
- [22] H. Nam, C. Kim, K. Kim, J.-Y. Yeo, and J.-I. Park, "An emotionally responsive virtual parent for pediatric nursing education: A framework for multimodal momentary and accumulated interventions," in *2022 IEEE International Symposium on Mixed and Augmented Reality*.
- [23] A. Choi, C. D. Melo, W. Woo, and J. Gratch, "Affective engagement to emotional facial expressions of embodied social agents in a decision-making game," *Computer Animation and Virtual Worlds*, 2012.
- [24] T. Randhavane, A. Bera, K. Kapsaskis, R. Sheth, K. Gray, and D. Manocha, "Eva: Generating emotional behavior of virtual agents using expressive features of gait and gaze," in *ACM symposium on applied perception 2019*, 2019, pp. 1–10.
- [25] C. N. Moridis and A. A. Economides, "Affective learning: Empathetic agents with emotional facial and tone of voice expressions," *IEEE Transactions on Affective Computing*, vol. 3, no. 3, pp. 260–272, 2012.
- [26] S. Xavier, "Are you at the top of your game? checklist for effective leaders," *Journal of Business Strategy*, vol. 26, no. 3, pp. 35–42, 2005.
- [27] G. Yurtsever, "Emotional regulation strategies and negotiation," *Psychological Reports*, vol. 95, no. 3, pp. 780–786, 2004.
- [28] A. A. Grandey, "Emotional regulation in the workplace: A new way to conceptualize emotional labor," *Journal of occupational health psychology*, vol. 5, no. 1, p. 95, 2000.
- [29] W. Zhou, Z. Zhu, and D. Vredenburg, "Emotional intelligence, psychological safety, and team decision making," *Team Performance Management: An International Journal*, 2020.
- [30] N. Meslec and P. L. Curşeu, "Too close or too far hurts: cognitive distance and group cognitive synergy," *Small Group Research*, vol. 44, no. 5, pp. 471–497, 2013.
- [31] B. Martinovski and W. Mao, "Emotion as an argumentation engine: Modeling the role of emotion in negotiation," *Group decision and negotiation*, vol. 18, pp. 235–259, 2009.
- [32] C. M. de Melo, P. Carnevale, and J. Gratch, "The effect of virtual agents' emotion displays and appraisals on people's decision making in negotiation," in *Intelligent Virtual Agents: 12th International Conference, IVA 2012, Santa Cruz, CA, USA, September, 12-14, 2012. Proceedings 12*. Springer, 2012, pp. 53–66.
- [33] W.-L. Chang, J. P. White, J. Park, A. Holm, and S. Šabanović, "The effect of group size on people's attitudes and cooperative behaviors toward robots in interactive gameplay," in *2012 IEEE RO-MAN: The 21st IEEE International Symposium on Robot and Human Interactive Communication*, 2012, pp. 845–850.
- [34] G. A. Van Kleef, C. K. De Dreu, and A. S. Manstead, "The interpersonal effects of anger and happiness in negotiations," *Journal of personality and social psychology*, vol. 86, no. 1, p. 57, 2004.
- [35] P. Lucey, J. F. Cohn, T. Kanade, J. Saragih, Z. Ambadar, and I. Matthews, "The extended cohn-kanade dataset (ck+): A complete dataset for action unit and emotion-specified expression," in *2010 IEEE computer society conference on computer vision and pattern recognition-workshops*.
- [36] Crazy Minnow Studio. (2014) Salsa lipsync. Accessed oct. 14, 2022. [Online]. Available: <https://crazyminnowstudio.com/>
- [37] Mixamo. (2008) Mixamo. Accessed oct. 14, 2022. [Online]. Available: <https://www.mixamo.com>
- [38] Science of People. (2022) The ultimate guide to body language. Accessed oct. 14, 2022. [Online]. Available: <https://www.scienceofpeople.com/category/body-language/>
- [39] Naver Cloud. (2019) Naver cloud platform ai services. Accessed oct. 14, 2022. [Online]. Available: <https://www.ncloud.com/product/aiService/>
- [40] K. Kim, C. M. de Melo, N. Norouzi, G. Bruder, and G. F. Welch, "Reducing task load with an embodied intelligent virtual assistant for improved performance in collaborative decision making," in *2020 IEEE Conference on Virtual Reality and 3D User Interfaces (VR)*, pp. 529–538.
- [41] J. C. Lafferty, Eady, and J. Elmers, *The desert survival problem*, Plymouth, Michigan: Experimental Learning Methods, 1974.
- [42] D. W. Johnson and F. P. Johnson, *Joining together: Group theory and group skills*. Prentice-Hall, Inc, 1991.
- [43] P. M. Nemirow and W. A. Pasmore, "Lost at sea: A consensus-seeking task," *The Pfeiffer book of successful team-building tools: Best of the annuals*, pp. 165–172, 2001.
- [44] J. Hall and W. H. Watson, "The effects of a normative intervention on group decision-making performance," *Human relations*, vol. 23, no. 4, pp. 299–317, 1970.
- [45] Autodesk. Maya. [Online]. Available: <https://www.autodesk.co.kr/products/maya>



- [46] G. Ali and J.-I. Hwang, "Improving co-speech gesture rule-map generation via wild pose matching with gesture units." in *SIGGRAPH Asia 2022 Posters*. ACM, 2022.
- [47] D. E. King, "Dlib-ml: A machine learning toolkit." *The Journal of Machine Learning Research*, vol. 10, pp. 1755–1758, 2009.
- [48] H. Pham, "Pyaudio: Portaudio v19 python bindings," URL: <https://people.csail.mit.edu/hubert/pyaudio>, 2006.
- [49] A. Senju and M. H. Johnson, "The eye contact effect: mechanisms and development." *Trends in cognitive sciences*, vol. 13, no. 3, 2009.
- [50] P. Müller, M. X. Huang, X. Zhang, and A. Bulling, "Robust eye contact detection in natural multi-person interactions using gaze and speaking behaviour," in *Proceedings of the 2018 ACM Symposium on Eye Tracking Research & Applications*, 2018, pp. 1–10.
- [51] E. Hall, "The hidden dimension: Man's use of space in public and private (london, the bodley head)," 1966.
- [52] C. Harms and F. Biocca, "Internal consistency and reliability of the networked minds social presence measure," 2006.
- [53] O. Koval and H. Hansen, "Together alone: complex tourism decisions in couples and random groups," *Anatolia*, pp. 1–11, 2021.
- [54] C. L. Sidner, C. D. Kidd, C. Lee, and N. Lesh, "Where to look: a study of human-robot engagement," in *Proceedings of the 9th international conference on Intelligent user interfaces*, 2004, pp. 78–84.
- [55] J. N. Bailenson, J. Blascovich, A. C. Beall, and J. M. Loomis, "Interpersonal distance in immersive virtual environments," *Personality and social psychology bulletin*, vol. 29, no. 7, pp. 819–833, 2003.
- [56] Z. Yumak, J. Ren, N. M. Thalmann, and J. Yuan, "Modelling multi-party interactions among virtual characters, robots, and humans," *Presence: Teleoperators and Virtual Environments*, vol. 23, no. 2, 2014.
- [57] J.-Y. Jian, A. M. Bisantz, and C. G. Drury, "Foundations for an empirically determined scale of trust in automated systems," *International journal of cognitive ergonomics*, vol. 4, no. 1, pp. 53–71, 2000.
- [58] S. G. Hart, "Nasa-task load index (nasa-tlx); 20 years later," in *Proceedings of the human factors and ergonomics society annual meeting*, vol. 50, no. 9. Sage publications Sage CA: Los Angeles, CA, 2006, pp. 904–908.
- [59] S. S. SHAPIRO and M. B. WILK, "An analysis of variance test for normality (complete samples)," *Biometrika*, vol. 52, no. 3-4, 1965.
- [60] J. O. Wobbrock, L. Findlater, D. Gergle, and J. J. Higgins, "The aligned rank transform for nonparametric factorial analyses using only anova procedures," in *Proceedings of the SIGCHI Conference on Human Factors in Computing Systems*, 2011, p. 143–146.
- [61] M. Friedman, "A comparison of alternative tests of significance for the problem of m rankings," *The annals of mathematical statistics*, vol. 11, no. 1, pp. 86–92, 1940.
- [62] S. R. Hiltz, K. Johnson, and M. Turoff, "Group decision support: The effects of designated human leaders and statistical feedback in computerized conferences," *Journal of Management Information Systems*, vol. 8, no. 2, pp. 81–108, 1991.
- [63] S. S. Brehm and J. W. Brehm, *Psychological reactance: A theory of freedom and control*. Academic Press, 2013.
- [64] F. G. Phelps, G. Doherty-Sneddon, and H. Warnock, "Helping children think: Gaze aversion and teaching," *British journal of developmental psychology*, vol. 24, no. 3, pp. 577–588, 2006.
- [65] K. Takano, H. Shibata, K. Omura, J. Ichino, T. Hashiyama, and S. Tano, "Do tablets really support discussion? comparison between paper, tablet, and laptop pc used as discussion tools," in *Proceedings of the 24th Australasian Computer-Human Interaction Conference*, 2012, pp. 562–571.
- [66] C. Qu, W.-P. Brinkman, Y. Ling, P. Wiggers, and I. Heynderickx, "Conversations with a virtual human: Synthetic emotions and human responses," *Computers in Human Behavior*, vol. 34, pp. 58–68, 2014.
- [67] A. S. Baron and Y. Dunham, "Representing 'us' and 'them': Building blocks of intergroup cognition," *Journal of Cognition and Development*, vol. 16, no. 5, pp. 780–801, 2015.
- [68] R. K. Singh, B. J. Voggeser, and A. S. Göritz, "Beholden: the emotional effects of having eye contact while breaking social norms," *Frontiers in psychology*, vol. 12, p. 545268, 2021.
- [69] A. M. Pütten, N. C. Krämer, and J. Gratch, "How our personality shapes our interactions with virtual characters-implications for research and development," in *International Conference on Intelligent Virtual Agents*. Springer, 2010, pp. 208–221.
- [70] P. Kulms, N. C. Krämer, J. Gratch, and S.-H. Kang, "It's in their eyes: A study on female and male virtual humans' gaze," in *Intelligent Virtual Agents: 10th International Conference, IVA 2011, Reykjavik, Iceland, September 15-17, 2011. Proceedings 11*. Springer, 2011, pp. 80–92.
- [71] S. ter Stal, M. Tabak, H. op den Akker, T. Beinema, and H. Hermens, "Who do you prefer? the effect of age, gender and role on users' first impressions of embodied conversational agents in ehealth," *International Journal of Human-Computer Interaction*, vol. 36, no. 9, 2020.
- [72] A. C. Horstmann, J. Gratch, and N. C. Kraemer, "I just wanna blame somebody, not something! reactions to a computer agent giving negative feedback based on the instructions of a person," *International Journal of Human-Computer Studies*, vol. 154, p. 102683, 2021.

## APPENDIX

TABLE 5: The sentiment analysis results of the statements spoken by the virtual agents (VAs) for each task.

Task	Aspect of Statements	Number of Sentences	Length (Mean)	Sentiment (%)					
				Neutral		Positive		Negative	
				Mean (SD)	Min-Max	Mean (SD)	Min-Max	Mean(SD)	Min-Max
NASA	Agreement	105	148.30	99.92 (0.00)	99.77-99.99	0.04 (0.00)	0.00-0.16	0.03 (0.00)	0.00-0.09
	Disagreement	105	146.66	99.77 (0.03)	99.20-99.99	0.14 (0.02)	0.00-0.75	0.08 (0.00)	0.00-0.30
WINTER	Agreement	105	148.09	99.75 (0.06)	99.05-99.98	0.08 (0.01)	0.00-0.90	0.16 (0.05)	0.00-0.75
	Disagreement	105	143.70	99.80 (0.04)	99.14-99.87	0.11 (0.03)	0.00-0.77	0.07 (0.00)	0.00-0.32
DESERT	Agreement	105	144.98	99.91 (0.00)	99.34-99.98	0.04 (0.00)	0.00-0.27	0.03 (0.00)	0.00-0.62
	Disagreement	105	147.12	99.90 (0.02)	99.13-99.99	0.04 (0.00)	0.00-0.51	0.05 (0.01)	0.00-0.82
SEA	Agreement	105	146.54	99.84 (0.01)	99.54-99.98	0.04 (0.00)	0.00-0.32	0.10 (0.01)	0.01-0.37
	Disagreement	105	143.44	99.91 (0.01)	99.05-99.99	0.05 (0.01)	0.00-0.75	0.03 (0.00)	0.00-0.18

TABLE 6: In the experiment, two types of questionnaires were used: the post-condition and the post-experiment questionnaire. The post-condition questionnaire was provided to participants after each treatment session. It comprised a range of questions that collected responses on a 7-point Likert scale, covering validity and subjective measures. Once all the treatments were concluded, the post-experiment questionnaire was provided. It consisted of five ranking questions.

Factor	abbrev.	Question
Engagement	EG-1	I felt that the VA was focusing on me and one other participant during the discussion.
	EG-2	I felt that the VA was actively involved in the discussion.
Affectiveness	AF-1	I felt that the VA interacted emotionally with me and one other participant during the discussion.
	AF-2	I felt that the VA was emotionally involved in the discussion.
Social Presence (Continuity)	SP-C1	I desired to prolong the conversation with the VA.
	SP-C2	I desired to establish a relationship with the VA.
Social Presence (Responsiveness)	SP-R1	I felt that the VA's words and actions were natural in context.
	SP-R2	I felt that the VA actually reacted to me.
Social Presence (Membership)	SP-M1	During the discussion, I participated by looking at and speaking to the VA.
	SP-M2	During the discussion, I felt the VA was one member of a three-member group.
Social Influence (Positive)	SI-P1	My decision was influenced by the opinion of the VA.
	SI-P2	I was persuaded by the VA and thus, I accepted the VA's opinion.
Social Influence (Negative)	SI-N1	I felt like I had to agree with the VA's opinion during the discussion.
	SI-N2	I was not persuaded by VA's opinion, but I accepted the VA's opinion.
Trustworthiness (Positive)	TR-P1	I trusted the intentions, thoughts, and conversations of VA.
	TR-P2	Regardless of the VA's opinion, I felt reliable of her based on her tone and behavior.
Trustworthiness (Negative)	TR-N1	I doubt the intentions, thoughts, and conversations of VA.
	TR-N2	Regardless of the VA's opinion, I felt suspicious of her based on her tone and behavior.
Task Load (Mental demand)	TA-1	I felt mental and perceptual efforts due to the VA.
Task Load (Performance)	TA-2	I felt that the problem had been resolved successfully or accurately due to the VA.
Task Load (Frustration)	TA-3	I felt perplexed due to the VA.
Ranking (Task Difficulty)	-	Please rank the assigned tasks in order of their level of difficulty.
Ranking (VA's Expertise)	-	Please rank the VAs in order of perceived professionalism in their speech.
Ranking (VA's Engagement)	-	Please rank the VAs in order of their level of engagement in the discussion.
Ranking (VA's Affectiveness)	-	Please rank the VAs in order of their level of emotional expression in the discussion.
Ranking (Preference)	-	Please rank the VAs in the order of preference as team members during the group discussion.