

---

# POISON DART FROG: A CLEAN-LABEL ATTACK WITH LOW POISONING RATE AND HIGH ATTACK SUCCESS RATE IN THE ABSENCE OF TRAINING DATA

---

**Binhao Ma**

Collage Of Computer Science  
South-Central Minzu University  
182 Ethnic Avenue, Hongshan District, Wuhan City  
1145183478@qq.com

**Jiahui Wang**

Collage Of Computer Science  
South-Central Minzu University  
182 Ethnic Avenue, Hongshan District, Wuhan City  
1459006201@qq.com

**Dejun Wang**

Collage Of Computer Science  
South-Central Minzu University  
182 Ethnic Avenue, Hongshan District, Wuhan City  
380760195@qq.com

**Bo Meng**

Collage Of Computer Science  
South-Central Minzu University  
182 Ethnic Avenue, Hongshan District, Wuhan City  
mengscuec@gmail.com

August 21, 2023

## ABSTRACT

To successfully launch backdoor attacks, injected data needs to be correctly labeled; otherwise, they can be easily detected by even basic data filters. Hence, the concept of clean-label attacks was introduced, which is more dangerous as it doesn't require changing the labels of injected data. To the best of our knowledge, the existing clean-label backdoor attacks largely relies on an understanding of the entire training set or a portion of it. However, in practice, it is very difficult for attackers to have it because of training datasets often collected from multiple independent sources.

Unlike all current clean-label attacks, we propose a novel clean label method called 'Poison Dart Frog'. Poison Dart Frog does not require access to any training data; it only necessitates knowledge of the target class for the attack, such as 'frog'. On CIFAR10, Tiny-ImageNet, and TSRD, with a mere 0.1%, 0.025%, and 0.4% poisoning rate of the training set size, respectively, Poison Dart Frog achieves a high Attack Success Rate compared to LC, HTBA, BadNets, and Blend. Furthermore, compared to the state-of-the-art attack, NARCISSUS, Poison Dart Frog achieves similar attack success rates without any training data. Finally, we demonstrate that four typical backdoor defense algorithms struggle to counter Poison Dart Frog.

## 1 Introduction

Over the past decades, deep learning has made significant advancements in various fields such as computer vision [1, 2], natural language processing [3], and gaming [4, 5]. However, state-of-the-art machine learning (ML) models require a substantial amount of data to achieve strong performance [6, 7]. Unfortunately, in the current landscape of large models and extensive datasets, neural networks have been demonstrated to be vulnerable to attacks [8–10]. Among them, backdoor attacks are the most covert and dangerous.

The classical backdoor attack BadNets, Blend [10, 11] involves sticking a trigger to the source data and modifying its label to the target class. However, this type of attack is not very practical, as even basic data collectors could discern the correctness of labels.

To improve the success rate of backdoor attacks through human inspection, recent research has introduced the concept of clean-label backdoor attacks. One proposed baseline is optimizing triggers across different training dataset classes.

Table 1: Summary of assumptions across typical attack, where  $D$  represents requiring data from all classes, and  $D_t$  represents needing data from the target class only.

	<b>BadNets</b>	<b>Blend</b>	<b>LC</b>	<b>HTBA</b>	<b>NARCISSUS</b>	<b>Ours</b>
<b>Label Poisoning</b>	<b>Dirty</b>	<b>Dirty</b>	<b>Clean</b>	<b>Clean</b>	<b>Clean</b>	<b>Clean</b>
<b>Train from scratch</b>	✓	✓	✓	×	✓	✓
<b>ALL-to-one</b>	✓	✓	✓	×	✓	✓
<b>Absence of <math>D</math></b>	✓	✓	×	×	✓	✓
<b>Absence of <math>D_t</math></b>	✓	✓	×	×	×	✓
<b>Low poison ratio</b>	×	×	×	×	✓	✓

The Label Consistency (LC) attack [12] introduced two methods: one involves adding adversarial perturbations that make the original features more difficult to classify, and the other incorporates features from other non-target classes into target class samples through interpolation in the latent space of a Generative Adversarial Network (GAN). The Hidden Trigger Backdoor Attack (HTBA) [13] minimizes the distance in the feature space between perturbed inputs of the target class and inputs with triggers from non-target classes. However, they require access to the victim’s training dataset for all classes.

Another baseline, aimed at further reducing reliance on the training dataset, NARCISSUS [14] introduced an efficient clean-label attack employing a dataset from the target class. By training a classifier capable of accurately categorizing public out-of-distribution (POOD) samples, NARCISSUS optimizes a feature that is easily assimilated by the classifier to enable the execution of a highly effective clean-label attack. Although this approach significantly decreases the need for extensive access to the training dataset, enhances the success rate of attacks, and reduces the poisoning rate, it still necessitates access to the training data.

Overall, the effectiveness of existing clean-label attacks largely relies on knowing training data from all classes or at least some portion of it. However, data originates from multiple independent sources in many real-world scenarios, making accessing the training data quite challenging. For instance, pre-trained models can be adapted to new tasks with only a small amount of training data. The typical approach for users is to download pre-trained deep models and acquire additional images from the internet to fine-tune the model for their specific task. In such applications, attackers cannot access or control users’ training data. Therefore, the feasibility of clean-label attacks heavily relies on the ability to execute attacks without knowledge of users’ training data.

In this paper, we propose ‘Poison Dart Frog’, a clean-label attack that requires no access to any training dataset and relies solely on knowledge of the target class. Leveraging Public Out-of-Distribution (POOD) samples, we use a decoder to accurately classify the target class against other classes. Subsequently, we generate a trigger that contains no features from the target class using an encoder. We find that this trigger effectively leads the victim network to associate the trigger with the target class. The distinction between our approach and existing methods is illustrated in Table 1, and the differences in baselines and our optimized trigger conditions are depicted in Figure 1.

Our contributions are as follows:

- We introduce a novel clean-label attack that requires only knowledge of the target class for attack and does not rely on any training data information. Additionally, we propose two methods for injecting triggers. One method involves uses a fixed maximum trigger, while the other employs triggers generated dynamically by the encoder.
- We compare our attack against existing clean-label attacks on the CIFAR10, Tiny-ImageNet, and TSRD datasets. Even at low poisoning rates of 0.1%, 0.025%, and 0.4%, respectively, Poison Dart Frog outperforms methods like LC, HTBA, BadNets, and Blend in terms of attack success rates. Furthermore, compared to the state-of-the-art attack, NARCISSUS, Poison Dart Frog achieves similar attack success rates without any training data.
- We demonstrate that several popular existing defense mechanisms fail to effectively mitigate our attack.
- We have made the code publicly available, along with a curated POOD dataset designed for conducting attacks. This initiative aims to foster and propel further research into vulnerabilities of this nature in deep neural networks. The source code available at: <https://github.com/Magic-Ma-tech/Poison-Dart-Frog/tree/main>.

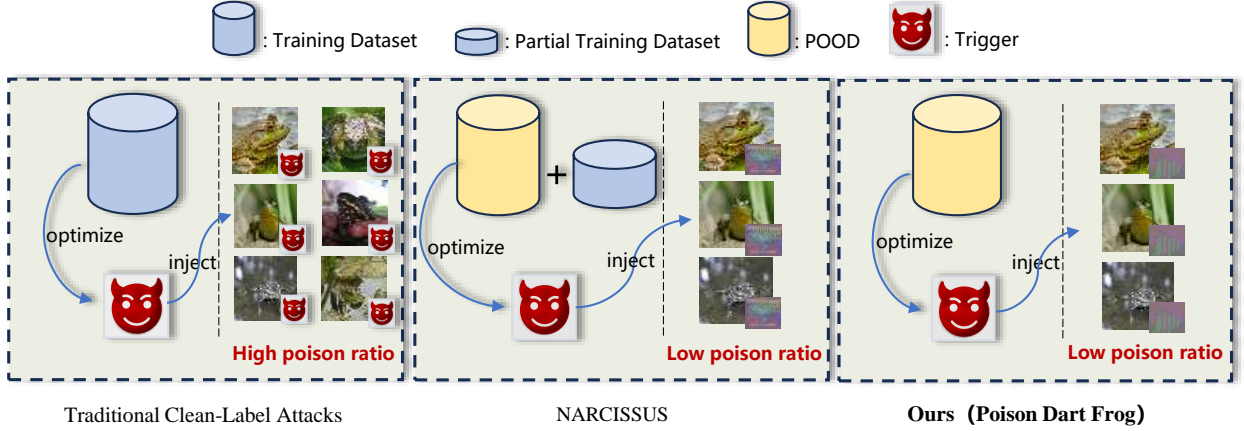


Figure 1: Differences in attack assumptions and objectives compared to typical attacks

## 2 Related Work

### 2.1 Backdoor Attacks

Dirty-label attacks. [10] proposed pasting a square as a backdoor trigger in images, [11] introduced a physical-world backdoor attack by incorporating an object as a feature merged into the image as a backdoor trigger, [15] utilized subtle noise embedded into images for a covert backdoor attack, [14] devised creating smooth backdoor triggers to evade backdoor defenses, and [16–20]. These attacks further hide and dynamicize the backdoor triggers. However, due to their labels being changed to the target class, the labels of these poisoned inputs appear mislabeled to humans. Therefore, if the poisoned dataset undergoes human inspection, these poisoned examples are easily detectable.

In order to enhance the success rate of backdoor attacks through manual inspection, recent research has introduced clean-label backdoor attacks. We categorize clean-label attacks into two types: one involves accessing training sets for all classes, while the other involves accessing only a portion of the dataset.

The Label Consistency (LC) attack [12] proposes adding adversarial perturbations and interpolating in the latent space of a GAN. The Hidden Trigger Backdoor Attack (HTBA) [13] minimizes the distance between perturbed inputs of the target class and inputs with triggers from non-target classes in the feature space. HTBA requires a pre-trained feature extractor. To achieve better results, both of these methods require accessing training datasets of all categories of the victim.

Another baseline, in an effort to reduce reliance on the training set further, is the recent NARCISSUS [14], which introduces an efficient clean-label attack that only requires a dataset of the target class. This method leverages POOD samples, and then refines these using data from the target class to optimize a feature that can be readily absorbed by the classifier. However, this approach still necessitates accessing a portion of the dataset.

Accessing the dataset is challenging in real-life scenarios, to reduce the cost of attacks, unlike the aforementioned approaches, we propose an efficient method that doesn’t require accessing any training dataset but only demands knowledge of the target label. This approach enables launching efficient attacks without the need for dataset access.

### 2.2 Backdoor Defense

Various defense solutions against backdoor attacks have also been developed. [21] proposed the use of pruning to eliminate hidden backdoors in deep neural networks (DNNs) by removing certain neurons. [22] explored similar ideas, suggesting the removal of neurons with high activation values based on the  $l_\infty$  norm of activation mappings from the final convolutional layer. [23] introduced the first trigger synthesis-based defense, called Neural Cleanse, where they first derived potential trigger patterns for each class and then determined the final synthetic trigger pattern and its target label using an anomaly detector. Other research [24–26] employed different approaches to generate potential triggers or conduct anomaly detection. The SentiNet [27] method detected triggers using spectral features, employing Grad-CAM [28] to extract crucial regions for each class. Additionally, STRIP [29] utilized perturbations to detect potential backdoor triggers, determining trigger regions based on boundary analysis.

In our experiments, we evaluate the effectiveness of our proposed "Poison Dart Frog" attack against four representative defense solutions.

### 3 Poison Dart Frog

#### 3.1 Threat Model

In our scenario, we consider a victim who trains a machine learning model (victim model) on a dataset aggregated from multiple sources. However, unlike [10–14], the adversary is unable to access any of the victim’s training datasets. They only possess knowledge about one specific category within the victim’s training task and can supply data to the victim.

**Attacker’s Knowledge.** We solely assume that the attacker possesses knowledge about one category within the victim’s learning task. Taking a classification task as an example: we presume that the attacker knows the victim is training a classifier capable of recognizing frogs. Consequently, the attacker has the opportunity to gather additional samples related or unrelated to the target category. It’s important to note, however, that these extra samples cannot guarantee to be drawn from the same distribution as the actual training data. For instance, when the attacker is aware that the victim needs to train a classifier for classifying frogs, they might collect supplementary frog images from the internet or daily life. However, these frog images might be self-captured or animated style, and might not be used by the victim. Furthermore, these images could possess varying lighting conditions and backgrounds. We refer to these additional examples related to the learning task as Public Out-of-Distribution (POOD) examples [14]. Due to the abundance of such data in many common learning tasks, particularly in the realms of images and language [30], it’s crucial to understand the vulnerability of machine learning models under this knowledge. In this paper, we assume that the attacker can access some POOD examples, yet these POOD examples are strictly segregated from the original training data categories.

**Adversary’s Objectives.** In order to elude potential human inspection, the adversary’s goals are as follows: 1. The poisoned examples need clean labels, meaning that the poisoned input and its corresponding label should appear consistent to a human observer. 2. The adversary aims to manipulate the model  $f_\theta$  in a way that enables it to classify any test input containing a trigger  $\delta$  into a specific target category  $T$ , while preserving the classification accuracy on clean inputs.

#### 3.2 Problem Formalization

The effectiveness of existing clean data labels derives from the intention to optimize a trigger through the dataset, enabling the trigger to be associated with the model and thus succeeding in an attack. In contrast to existing methods, we propose an indirect attack by leveraging POOD to optimize a trigger that is entirely devoid features of the target class. This trigger is then injected into the target class. The neural network rapidly establishes an association between this trigger and the target class. Therefore, we define the optimization of the trigger as follows:

$$\delta^* = f_\theta((px^* + \delta), \overline{pt}) \quad (1)$$

Where  $px^*$  represents the target class dataset in  $D_{POOD}$  and  $\overline{pt}$  represents Representing all labels except the target class label.

#### 3.3 Attack Workflow

Next, we will provide a detailed explanation of the Poison Dart Frog attack method. The overall architecture of the Poison Dart Frog is depicted in Figure 2.

**Step 1: POOD target class decoder training.** First, in order to achieve the optimization goal in Formula 1, we will begin by collecting the  $D_{POOD}$  dataset. A subsequent issue arises as the  $D_{POOD}$  dataset contains multiple categories that cannot be directly correlated with the components in the formula. Therefore, our initial step involves transforming the  $D_{POOD}$  dataset into a binary classification dataset  $D_{POOD\_Binary}$ . The labels in  $D_{POOD\_Binary}$  will only consist of the target class label  $pt$  and all the other classes except the target class  $\overline{pt}$ . We consider that by exposing the decoder to this binary classification dataset, it will be able to better differentiate the features of the target class from the other classes compared to a conventional multi-class dataset. Consequently, the optimization process for the decoder involves optimizing the following function:

$$f_{decode} = \arg \min \sum L(f_{decode}((px), py_{true})) \quad (2)$$

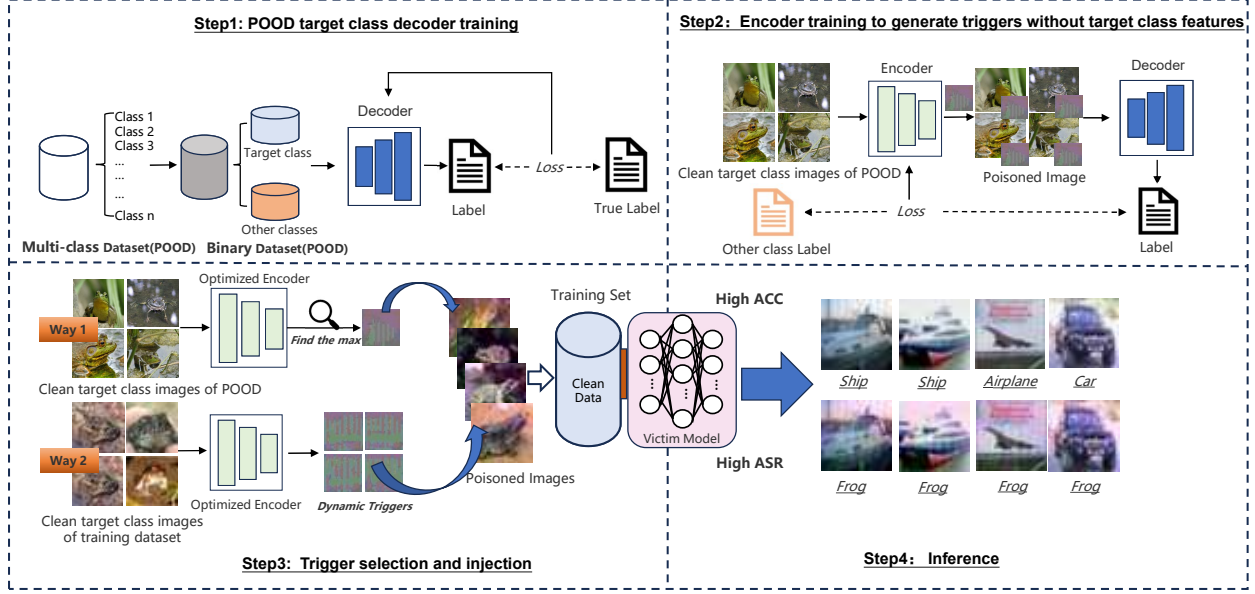


Figure 2: Pipeline of Poison Dart Frog. Step 1 transforms the multi-class dataset into a binary classification dataset to train the decoder. Step 2, the encoder is trained to generate triggers completely devoid of target class features. Step 3 introduces two methods for trigger generation: one involves finding the trigger that maximizes the loss decrease, and the other generates triggers dynamically based on the training set. Step 4 is the inference stage.

---

**Algorithm 1:** Encoder training to generate triggers without target class features

---

```

1 Input:  $f_{\theta_{decoder}}$ ;  $f_{\theta_{encoder}}$ ;  $D_{POOD\_Binary}$ 
2 Parameters:  $Iter_{decoder}$ ;  $Iter_{encoder}$ ;  $\lambda_{decoder}$ ;  $\lambda_{encoder}$ 
3 Output:  $f_{\theta_{encoder}}$ 
4 /*stage1*/
5 for  $Iter_{decoder}$  do
6    $L_I = \frac{1}{N} \sum L(f_{\theta_{decoder}}(px), py_{true});$ 
7    $\theta_{decoder} = \theta_{decoder} - \lambda_{decoder} \nabla_{\theta_{decoder}} L_I$ 
8 end
9 /*stage2*/
10 for  $Iter_{encoder}$  do
11    $L_{II} = \frac{1}{N} \sum (f_{\theta_{decoder}}(f_{\theta_{encoder}}(px^*) + px^*), \overline{pt});$ 
12    $\theta_{encoder} = \theta_{encoder} - \lambda_{encoder} \nabla_{\theta_{encoder}} L_{II};$ 
13 end
14 return  $f_{\theta_{encoder}}$ 

```

---

Where  $px$  represents the data in the training dataset  $D_{POOD\_Binary}$ ,  $\{y_{true}|pt \in py_{true}, \overline{pt} \in py_{true}\}$

**Step 2: Encoder training to generate triggers without target class features.** In order to optimize  $\delta$ , we utilize the encoder to optimize  $\delta$ . We input the target class data  $px^*$  into the encoder, which generates a residual  $\delta$  corresponding to  $px^*$ . We overlay  $\delta$  onto the target class data  $px^*$ , resulting in  $px_{finish}^*$ . By inputting  $px_{finish}^*$  into the decoder, we decode it to obtain the label of  $px_{finish}^*$  and the other class label  $\overline{pt}$ . We construct a loss function to optimize  $\delta$  and address the optimization problem in Formula 1. After optimization, we consider that the encoder is capable of generating a residual  $\delta^*$  for images. This residual  $\delta^*$  lacks the features of the target class. The algorithms for the encoder and decoder are presented in Algorithm 1.

**Step 3: Trigger selection and injection.** For trigger selection, we provide two approaches to generate triggers. In the first approach, we aim to find triggers that maximize the reduction in loss (i.e., when  $px^*$  is input to the decoder and the decoder outputs a loss  $L_{px^*_{pt}}$  for class  $\overline{pt}$ , similarly when  $px_{finish}^*$  is input to the decoder and the decoder outputs a loss  $L_{px_{finish}^*_{\overline{pt}}}$  for class  $\overline{pt}$ ). We then select  $\delta_{\max(L_{px^*_{pt}} - L_{px_{finish}^*_{\overline{pt}}})}$  as the trigger to inject into the training set. The

**Algorithm 2:** Fixed trigger generation

---

```

1 Input:  $f_{\theta_{encoder}}, f_{\theta_{decoder}}, D_{POOD\_Binary}, N_{px^*}$ 
2 Output:  $\delta^*$  (Poison Dart Frog fixed trigger);
3 for  $N_{px^*}$  do
4    $L_{\max} = \max(L(f_{\theta_{decoder}}(f_{\theta_{encoder}}(px_i^*) + px_i^*), \bar{p}t));$ 
5 end
6  $\delta^* = f_{\theta_{encoder}}(px_{index(L_{\max})}^*);$ 
7 return  $\delta^*$ 

```

---

**Algorithm 3:** Dynamic trigger generation

---

```

1 Input:  $f_{\theta_{encoder}}, x_{train}$  ( $x_{train}$  is the training data)
2 Output:  $\delta^*$  (Poison Dart Frog dynamic trigger);
3  $\delta^* = f_{\theta_{encoder}}(x_{train})$ 
4 return  $\delta^*$ 

```

---

second approach involves inputting  $x_{train}$  from the training set into the encoder, which generates the corresponding  $\delta_{x_{train}}$ . This is then injected into the training set. The algorithms for generating  $\delta^*$  with these two different trigger generation ways are detailed in Algorithm 2 and Algorithm 3, respectively.

**Step 4: Inference.** To perform an attack on a given test input  $x_{test}$  the attacker amplifies a trigger by a certain scale and inserts the amplified trigger into test dataset. The neural network then identifies  $x_{test}$  as the target class. It’s worth noting that trigger amplification during the testing phase has been discussed in prior research [12, 14]. This might potentially enhance resistance against backdoor detection, as it reduces the required injection of noise. Additionally, we observed that even after amplification, the synthesized trigger’s norm remains smaller than that of existing triggers and is comparable to NARCISSUS as shown in Table 2.

## 4 Experiments

### 4.1 Experiments Settings

**General Setup.** In most of the experiments, we employed the widely adopted ResNet-18 [2] as the architecture for the target model. For the encoder, we opted for the U-Net [31] architecture and utilized ResNet-18 as the structure for our decoder. To mitigate the influence of network architecture on experimental outcomes, we also conducted experiments using different decoder architectures, such as VGG-16 [32] and VGG-19. In the majority of cases, we set the maximum poisoning ratio to 0.05%. The  $l_\infty$ -norm bound for trigger generation was set to 8/255, and the poisoning was set to 16/255, conforming to the standard settings in existing research [12, 13].

**Datasets Setup.** We evaluate our attack on three datasets, namely CIFAR-10 [33], Tiny-ImageNet [34], and TSRD [35]. It’s worth noting that due to our inability to access training data, we choose the following POOD datasets for conducting attacks: Tiny-ImageNet, CIFAR-10, and GTSRB [36]. Importantly, there is no overlap in classes between the training set of the victim model and the corresponding POOD set. Detailed information about the adopted datasets, the attack datasets, and the hyperparameters used for each training pipeline are provided in Table 3.

**Attack Setup.** We compare two methods of Poison Dart Frog (fixed trigger and encoder trigger) with existing clean-label attacks., namely HTBA, LC and NARCISSUS. The implementations of these attacks follow the methods outlined in their respective original papers. We also adapt two standard tainted-label attacks, namely BadNets (referred to as

Table 2: Summary of  $l_\infty$ -norm ball radius across different attacks

	HTBA	BadNets	Blend	LC	NARCISSUS	Ours
Label Poisoning	Dirty	Dirty	Clean	Clean	Clean	Clean
Generating	16/255	255/255	255/255	16/255	16/255	8/255
Poison	16/255	255/255	255/255	16/255	16/255	16/255
Test	255/255	255/255	255/255	255/255	48/255	48/255

Table 3: Dataset, POOD dataset for attacks, and hyperparameter configuration

Dataset	CIFAR-10	Tiny-ImageNet	TSRD
Classes	10	200	58
Input Shape	32*32	64*64	64*64
POOD dataset for attacks	Tiny-ImageNet	CIFAR-10	GTSRB
Poison Ratio (%)	0.025 (25/50000)	0.1(50/50000)	0.4(20/4173)
Target Class	3(Tree frog)	6(frog)	2(Limit 30)
Epochs	200	200	200
Optimizer	SGD	SGD	SGD
Augmentation	(Crop, R-H-Flip)	(Crop, R-H-Flip)	(Crop, R-H-Flip)

Table 4: Comparison of poison dart frog’s generation of two types of clean-label triggers with other methods (average) in which red color symbolizes approximately equal success rates between two types of attacks. "Fixed" corresponds to the fixed\_trigger, while "Encoder" corresponds to the encoder\_trigger.

Name	Clean	HTBA	BadNets-c	Blend-c	LC	NARCISSUS	Ours(Fixed)	Ours(Encoder)
<b>CIFAR-10 results, 0.1% poison ratio (50 images)</b>								
ACC	95.54	95.29	95.33	95.4	95.4	95.51	95.52	95.53
Tar-ACC	97.3	96.8	97.3	97.3	96.9	97.3	97.3	97.3
ASR	0.43	5.32	0.42	0.31	16.3	<b>98.89</b>	<b>98.8</b>	<b>97.6</b>
<b>Tiny-ImageNet results, 0.25% poison ratio (25 images)</b>								
ACC	69.23	68.2	68.73	69.2	69.13	69.1	69.12	68.9
Tar-ACC	70	68	70	70	68	70	70	68
ASR	0.18	1.7	0.4	0.23	0.83	<b>76.32</b>	<b>77.8</b>	<b>76.8</b>
<b>TSRD results, 0.4% poison ratio (20 images)</b>								
ACC	83.3	82.2	82.3	83	82	83	83	82.9
Tar-ACC	93	90	90	92	90	92	92	92
ASR	0.2	2.6	1.9	1.7	2.4	<b>73</b>	<b>73.4</b>	<b>70.8</b>

BadNets-c) and Blend (referred to as Blend-c), by contaminating only the target category while maintaining its original label, thereby fitting them into a clean-label environment.

## 4.2 Evaluation

**Attack Effectiveness.** Table 4 presents our comparison results with other defense methods. It can be observed that on the CIFAR-10, Tiny-ImageNet, and TSRD datasets, at poison rates of 0.1%, 0.025%, and 0.4% respectively, even under unfair conditions (i.e., without using any training dataset), Poison Dart Frog with fixed triggers generated from the POOD dataset without target-class features and encoder triggers dynamically adjusted based on the training set demonstrates faster model adaptation. As a result, it exhibits a higher attack success rate than LC, HTBA, and similar attack success rates to NARCISSUS. Compared with fair attacks such as BadNets and Blend, our attack achieves higher success rates while maintaining prediction accuracy on clean datasets.

**Impact of Accuracy.** As shown in Figure 3, we present two methods of trigger generation for Poison Dart Frogs. We depict the changes in prediction accuracy and attack success rate as the poisoning rate increases. We observe that with the continuous increase in the poisoning rate, the attack success rate of Poison Dart Frogs is significantly higher than that of LC, BadNets and Blend. Moreover, its accuracy on clean datasets is not lower than these approaches. It is comparable to the accuracy of the "encode\_trigger" method. We believe this is due to the small injection of  $l_\infty$ -norm ball radius, which has a lesser impact on prediction accuracy.

**Impact of Different Network Architectures on Attacks.** We also evaluate the two attack methods on different network architectures. We varied both the victim network and the encoder architecture. Specifically, we used ResNet18, ResNet36, VGG16, and VGG19 as our decoder architectures and victim architectures. The results, shown in Figure 4, indicate that our attacks remain effective across different architectures. We infer that even when different decoders are employed, they still extract features from the triggers that do not indicative any specific class.



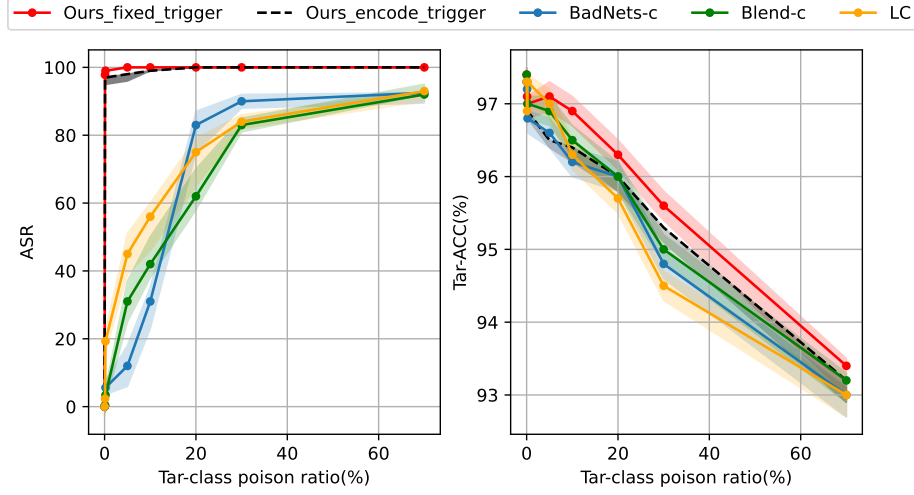


Figure 3: Comparison of attack success rate and prediction accuracy of two Poison Dart Frog attack methods with other attack methods at different poisoning rates

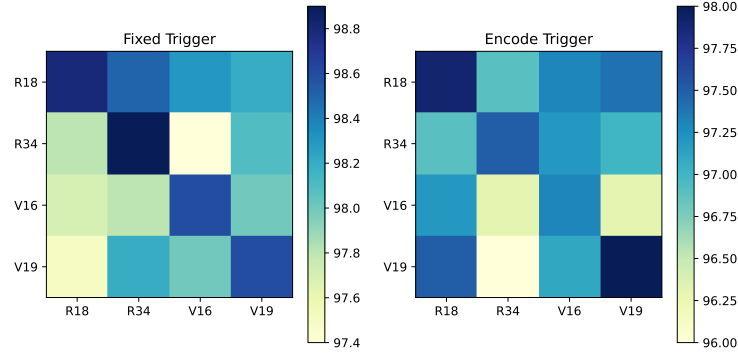


Figure 4: The impact of ASR on different decoder network architectures

### 4.3 Ablation Study

To demonstrate that the generation of Without Target Features in POOD dataset can be rapidly learned by the network, we conducted a series of ablation experiments.

Firstly, in ablation experiment 1, we injected the triggers generated on Tiny-ImageNet into the TSRD dataset and observed their effects. This was done to verify that if our hypothesis is incorrect, these triggers might be effective on CIFAR-10 but also on the TSRD dataset. Secondly, in ablation experiment 2, we experimented with triggers generated by the encoder. We controlled the accuracy of these triggers in the decoder, as lower accuracy in the decoder implies that these triggers still carry POOD target class features. Lastly, in ablation experiment 3, we conducted experiments with triggers with the maximum LOSS. As an extreme case, we considered injecting triggers with the minimum value of LOSS to observe their effects. The results are depicted in Figure 5. We found that the lower the accuracy of triggers generated by the encoder in the decoder, the lower the ASR. Additionally, triggers generated on Tiny-ImageNet and injected into the TSRD dataset had no effect. Lastly, we observed a reduction in the ASR when we injected triggers with the minimum value of LOSS.

### 4.4 Defense Resistance

We evaluate our defense against four typical backdoor defense methods: 1. A defense method based on trigger synthesis, namely Neural Cleanse. 2. Eliminating hidden backdoors in Deep Neural Networks (DNNs) by pruning these neurons.



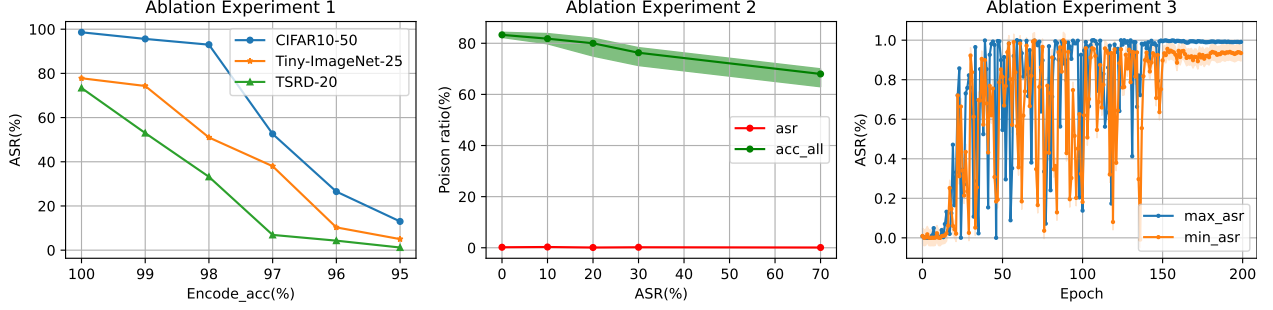


Figure 5: Ablation study on encoder precision, trigger usage on irrelevant datasets, and maximum-minimum trigger




Figure 6: The triggers reconstructed by Neural Cleanse.

3. Detection of triggers using spectral features, as demonstrated by SentiNet. 4. STRIP, which utilizes perturbations to detect potential backdoor triggers, determining trigger regions through boundary analysis. In our experiments, we assessed the impact of our proposed "Poison Dart Frog" attack on the effectiveness of these four representative defense solutions.

**Resistance to Neural Cleanse.** The resistance against Neural Cleanse is demonstrated in Figure 6 and Figure 7. In Figure 6, our trigger, which spans the entire image, remains unrecoverable by Neural Cleanse. Moreover, while process of computing outliers in Figure 7, the values computed for our abnormal class are notably low. Our method exhibits strong resilience against Neural Cleanse.

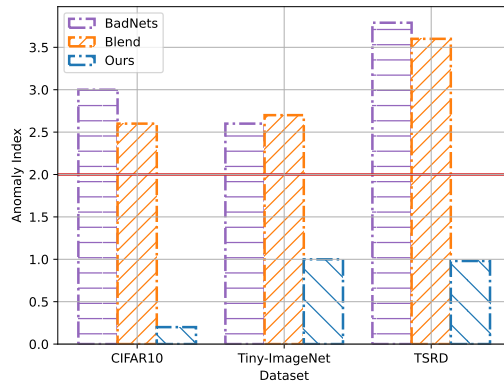


Figure 7: The outliers computed by Neural Cleanse.

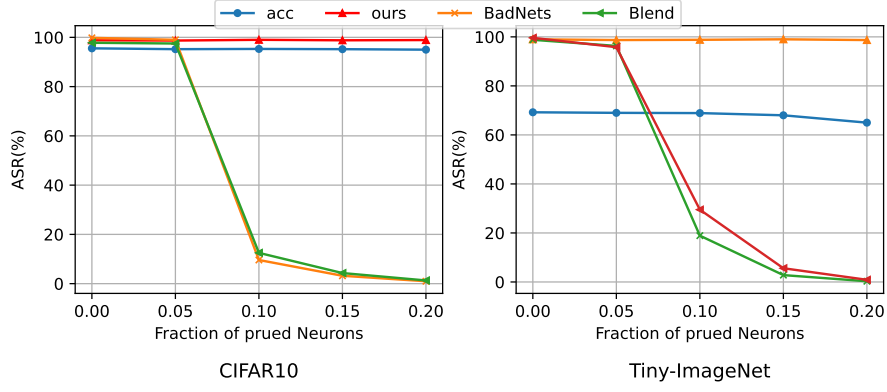


Figure 8: Effect of Pruning Neurons at various rates on different attack methods

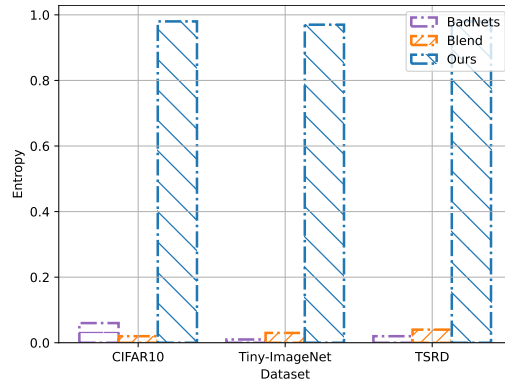


Figure 9: The entropy generated by poisoned images under the STRIP defense method

**Resistance to Pruning.** We also employed the neuron pruning technique to counter our attack, and the results are illustrated in Figure 8. Our attack method demonstrates resilience against neuron pruning attacks. We can observe a correlation between accuracy and activated neurons.

**Resistance to STRIP.** We have considered the defense against STRIP, and we believe that during the training phase, the STRIP defense method can examine the dataset and overlay the training set to detect whether abnormally low entropy arises from the dataset. This is used to clean the dataset. Figure 9 demonstrates the effectiveness of our defense against STRIP. Without exception, BadNets and Blend are eliminated. Due to the minimal noise we injected and its distinct triggering mechanism, even if STRIP overlays our data, our data still maintains relatively low entropy.

**Resistance to SentiNet.** SentiNet employs Grad-CAM to generate heatmaps of the neural network’s response to images, using these heatmaps to determine whether the network’s labeling is semantically based on the images. We compared our approach with BadNets and Blend, as shown in Figure 10. We observed that in the heatmaps of the backdoored networks’ outputs, the triggers of BadNets and Blend are easily detected by the neural network, while the triggers generated by our approach are more focused on semantic information. We can also find evidence within pruning defense, as pruning neurons makes it difficult to eliminate our injected backdoor. The success rate of our backdoor attack is closely tied to the accuracy of the network’s predictions.

## 5 Conclusion

In this paper, to address the issue of existing clean-label attacks relying on knowledge of either all categories’ training data or partial training data, we introduce Poison Dart Frog, a clean-label backdoor attack that does not require access to any training dataset. It only necessitates knowledge of the clean labels of the categories to be attacked. We demonstrate the effectiveness of this approach through numerous experiments. Additionally, we establish that triggers that are difficult for models to learn are easily associated with target classes. As the next step, the research agenda revolves around exploring defense mechanisms against this type of attack.




Figure 10: Heatmaps generated by SentiNet based on the output of the backdoor model for poisoned images

## References

- [1] Alex Krizhevsky, Ilya Sutskever, and Geoffrey E Hinton. Imagenet classification with deep convolutional neural networks. *Advances in neural information processing systems*, 25, 2012.
- [2] Kaiming He, Xiangyu Zhang, Shaoqing Ren, and Jian Sun. Deep residual learning for image recognition. In *Proceedings of the IEEE conference on computer vision and pattern recognition*, pages 770–778, 2016.
- [3] Jacob Devlin, Ming-Wei Chang, Kenton Lee, and Kristina Toutanova. Bert: Pre-training of deep bidirectional transformers for language understanding. *arXiv preprint arXiv:1810.04805*, 2018.
- [4] David Silver, Aja Huang, Chris J Maddison, Arthur Guez, Laurent Sifre, George Van Den Driessche, Julian Schrittwieser, Ioannis Antonoglou, Veda Panneershelvam, Marc Lanctot, et al. Mastering the game of go with deep neural networks and tree search. *nature*, 529(7587):484–489, 2016.
- [5] David Silver, Thomas Hubert, Julian Schrittwieser, Ioannis Antonoglou, Matthew Lai, Arthur Guez, Marc Lanctot, Laurent Sifre, Dhharshan Kumaran, Thore Graepel, et al. Mastering chess and shogi by self-play with a general reinforcement learning algorithm. *arXiv preprint arXiv:1712.01815*, 2017.
- [6] Alexey Dosovitskiy, Lucas Beyer, Alexander Kolesnikov, Dirk Weissenborn, Xiaohua Zhai, Thomas Unterthiner, Mostafa Dehghani, Matthias Minderer, Georg Heigold, Sylvain Gelly, et al. An image is worth 16x16 words: Transformers for image recognition at scale. *arXiv preprint arXiv:2010.11929*, 2020.
- [7] Mingxing Tan and Quoc Le. Efficientnet: Rethinking model scaling for convolutional neural networks. In *International conference on machine learning*, pages 6105–6114. PMLR, 2019.
- [8] Ian J Goodfellow, Jonathon Shlens, and Christian Szegedy. Explaining and harnessing adversarial examples. *arXiv preprint arXiv:1412.6572*, 2014.
- [9] Alexey Kurakin, Ian Goodfellow, and Samy Bengio. Adversarial machine learning at scale. *arXiv preprint arXiv:1611.01236*, 2016.
- [10] Tianyu Gu, Brendan Dolan-Gavitt, and Siddharth Garg. Badnets: Identifying vulnerabilities in the machine learning model supply chain. *arXiv preprint arXiv:1708.06733*, 2017.
- [11] Xinyun Chen, Chang Liu, Bo Li, Kimberly Lu, and Dawn Song. Targeted backdoor attacks on deep learning systems using data poisoning. *arXiv preprint arXiv:1712.05526*, 2017.
- [12] Alexander Turner, Dimitris Tsipras, and Aleksander Madry. Label-consistent backdoor attacks. *arXiv preprint arXiv:1912.02771*, 2019.
- [13] Aniruddha Saha, Akshayvarun Subramanya, and Hamed Pirsiavash. Hidden trigger backdoor attacks. In *Proceedings of the AAAI conference on artificial intelligence*, volume 34, pages 11957–11965, 2020.
- [14] Yi Zeng, Minzhou Pan, Hoang Anh Just, Lingjuan Lyu, Meikang Qiu, and Ruoxi Jia. Narcissus: A practical clean-label backdoor attack with limited information. *arXiv preprint arXiv:2204.05255*, 2022.
- [15] Anh Nguyen and Anh Tran. Wanet-imperceptible warping-based backdoor attack. *arXiv preprint arXiv:2102.10369*, 2021.
- [16] Yuezun Li, Yiming Li, Baoyuan Wu, Longkang Li, Ran He, and Siwei Lyu. Invisible backdoor attack with sample-specific triggers. In *Proceedings of the IEEE/CVF international conference on computer vision*, pages 16463–16472, 2021.

- [17] Tuan Anh Nguyen and Anh Tran. Input-aware dynamic backdoor attack. *Advances in Neural Information Processing Systems*, 33:3454–3464, 2020.
- [18] Yunfei Liu, Xingjun Ma, James Bailey, and Feng Lu. Reflection backdoor: A natural backdoor attack on deep neural networks. In *Computer Vision–ECCV 2020: 16th European Conference, Glasgow, UK, August 23–28, 2020, Proceedings, Part X 16*, pages 182–199. Springer, 2020.
- [19] Binhao Ma, Can Zhao, Dejun Wang, and Bo Meng. Dihba: Dynamic, invisible and high attack success rate boundary backdoor attack with low poison ratio. *Computers & Security*, 129:103212, 2023.
- [20] Esha Sarkar, Hadjer Benkraouda, and Michail Maniatakos. Facehack: Triggering backdoored facial recognition systems using facial characteristics. *arXiv preprint arXiv:2006.11623*, 2020.
- [21] Kang Liu, Brendan Dolan-Gavitt, and Siddharth Garg. Fine-pruning: Defending against backdooring attacks on deep neural networks. In *International symposium on research in attacks, intrusions, and defenses*, pages 273–294. Springer, 2018.
- [22] Kaidi Xu, Sijia Liu, Pin-Yu Chen, Pu Zhao, and Xue Lin. Defending against backdoor attack on deep neural networks. *arXiv preprint arXiv:2002.12162*, 2020.
- [23] Bolun Wang, Yuanshun Yao, Shawn Shan, Huiying Li, Bimal Viswanath, Haitao Zheng, and Ben Y Zhao. Neural cleanse: Identifying and mitigating backdoor attacks in neural networks. In *2019 IEEE Symposium on Security and Privacy (SP)*, pages 707–723. IEEE, 2019.
- [24] Ximing Qiao, Yukun Yang, and Hai Li. Defending neural backdoors via generative distribution modeling. *Advances in neural information processing systems*, 32, 2019.
- [25] Wenbo Guo, Lun Wang, Yan Xu, Xinyu Xing, Min Du, and Dawn Song. Towards inspecting and eliminating trojan backdoors in deep neural networks. In *2020 IEEE International Conference on Data Mining (ICDM)*, pages 162–171. IEEE, 2020.
- [26] Ren Wang, Gaoyuan Zhang, Sijia Liu, Pin-Yu Chen, Jinjun Xiong, and Meng Wang. Practical detection of trojan neural networks: Data-limited and data-free cases. In *Computer Vision–ECCV 2020: 16th European Conference, Glasgow, UK, August 23–28, 2020, Proceedings, Part XXIII 16*, pages 222–238. Springer, 2020.
- [27] Edward Chou, Florian Tramèr, and Giancarlo Pellegrino. Sentinet: Detecting localized universal attacks against deep learning systems. *arXiv preprint arXiv:1812.00292*, 2018.
- [28] Ramprasaath R Selvaraju, Michael Cogswell, Abhishek Das, Ramakrishna Vedantam, Devi Parikh, and Dhruv Batra. Grad-cam: Visual explanations from deep networks via gradient-based localization. In *Proceedings of the IEEE international conference on computer vision*, pages 618–626, 2017.
- [29] Yansong Gao, Change Xu, Derui Wang, Shiping Chen, Damith C Ranasinghe, and Surya Nepal. Strip: A defence against trojan attacks on deep neural networks. In *Proceedings of the 35th Annual Computer Security Applications Conference*, pages 113–125, 2019.
- [30] Fabian Schomm, Florian Stahl, and Gottfried Vossen. Marketplaces for data: an initial survey. *ACM SIGMOD Record*, 42(1):15–26, 2013.
- [31] Olaf Ronneberger, Philipp Fischer, and Thomas Brox. U-net: Convolutional networks for biomedical image segmentation. In *Medical Image Computing and Computer-Assisted Intervention–MICCAI 2015: 18th International Conference, Munich, Germany, October 5–9, 2015, Proceedings, Part III 18*, pages 234–241. Springer, 2015.
- [32] Karen Simonyan and Andrew Zisserman. Very deep convolutional networks for large-scale image recognition. *arXiv preprint arXiv:1409.1556*, 2014.
- [33] Alex Krizhevsky, Geoffrey Hinton, et al. Learning multiple layers of features from tiny images. 2009.
- [34] Ya Le and Xuan Yang. Tiny imagenet visual recognition challenge. *CS 231N*, 7(7):3, 2015.
- [35] Christine Dewi, Rung-Ching Chen, Yan-Ting Liu, Ye-Shan Liu, and Ling-Qi Jiang. Taiwan stop sign recognition with customize anchor. In *Proceedings of the 12th International Conference on Computer Modeling and Simulation*, pages 51–55, 2020.
- [36] Johannes Stallkamp, Marc Schlipsing, Jan Salmen, and Christian Igel. The german traffic sign recognition benchmark: a multi-class classification competition. In *The 2011 international joint conference on neural networks*, pages 1453–1460. IEEE, 2011.