

Weakly and Strongly Fan-Planar Graphs

Otfried Cheong¹[0000-0003-4467-7075], Henry Förster²[0000-0002-1441-4189], Julia Katheder²[0000-0002-7545-0730] Maximilian Pfister²[0000-0002-7203-0669], and Lena Schlipf²[0000-0001-7043-1867]

¹ SCALGO, otfried@scalgo.com

² Wilhelm-Schickard-Institut für Informatik, Universität Tübingen, [{henry.foerster, julia.katheder, maximilian.pfister, lena.schlipf}@uni-tuebingen.de](mailto:{henry.foerster,julia.katheder,maximilian.pfister,lena.schlipf}@uni-tuebingen.de)

Abstract. We study two notions of fan-planarity introduced by (Cheong et al., GD22), called weak and strong fan-planarity, which separate two non-equivalent definitions of fan-planarity in the literature. We prove that not every weakly fan-planar graph is strongly fan-planar, while the upper bound on the edge density is the same for both families.

Keywords: fan-planarity · density · weak vs. strong

1 Introduction

Crossings in graph drawings are known to heavily impede readability [16,17]. Unfortunately, however, minimizing the number of crossings is NP-complete [8], while many real-world networks turn out to be non-planar. Fortunately, readable drawings of non-planar graphs can be obtained by limiting the *topology* [15] or the *geometry* of crossings [10,11]. Based on these experimental findings, the research direction of *graph drawing beyond planarity* has emerged. This line of research is dedicated to the study of so-called *beyond planar* graph classes that are defined by forbidden edge-crossing patterns. More precisely, a graph belonging to such a class admits a drawing in which the forbidden pattern is absent. Important beyond planar graph classes are k -planar graphs, where the forbidden pattern is $k + 1$ crossings on the same edge, k -quasiplanar graphs, where k mutually crossing edges are prohibited, and RAC-graphs, where edges are not allowed to cross at non-right angles. We refer the interested reader to the survey by Didimo et al. [7] and a recent book [9] on beyond planarity.

In this paper, we study *fan-planar graphs*, which admit *fan-planar drawings*. In these drawings, each edge e may only be crossed by a *fan* of edges, that is a bundle of edges sharing a common endpoint, called *anchor* of e , that all cross e from the same side. Kaufmann and Ueckerdt introduced this graph class in 2014 [12] and described the aforementioned requirement with two forbidden patterns, Pattern (I) and (II) in Fig. 1: the first forbids two edges crossing e to be non-adjacent whereas the second forbids crossings of e by adjacent edges with the common endpoint on different sides of e . Since their introduction, fan-planar graphs have received a lot of attention in the scientific community; see [2] for an overview.

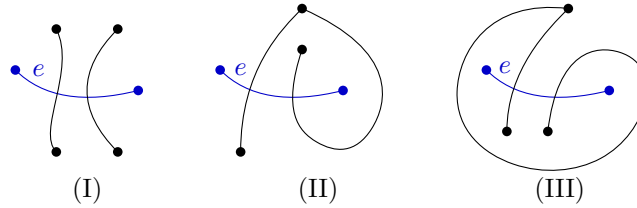


Fig. 1: Forbidden configurations.

Recently, Klemz et al. [14] pointed out a missing case in the proof of the edge density upper-bound in the preprint that introduced fan-planar graphs [12]. This case was consequently fixed in the journal version [13] by the original authors. However, in the process, they introduced a third forbidden pattern, namely Pattern (III) of Fig. 1, which is quite reminiscent of the previously defined Pattern (II). Namely, in both patterns, the drawing restricted to the edge e and the two edges crossing e has two connected regions, called *cells*, where one is bounded and the other one is unbounded. The difference between the two configurations is that in Pattern (II), one endpoint of e lies in the bounded cell, while in Pattern (III), both endpoints are contained there. In the new definition of *fan-planarity*, both endpoints of e must lie in the unbounded cell.

The new forbidden Pattern (III) poses a problem for the existing literature on fan-planarity. Namely, while some previous results still apply when forbidding Pattern (III), other existing results, e.g., the bound of $4n - 12$ on the number of edges of n -vertex bipartite “*fan-planar*” graphs [1], build on the lemmas of the original paper [12] and may be affected by the recent changes to the definition.

Cheong et al. [6] introduced a clear distinction of the two models with the notions of *weak* and *strong fan-planarity*. Namely, *weak fan-planarity* allows Pattern (III) whereas *strong fan-planarity* forbids it. The original definition of fan-planarity [12] coincides with *weak fan-planarity* whereas *strong fan-planarity* matches the definition of the new journal version [13]. Graphs admitting such drawings are called *weakly fan-planar* and *strongly fan-planar*, respectively.

The family of graphs that admits drawings where only Pattern (I) is forbidden, called *adjacency-crossing* graphs, has also been studied by Brandenburg [4]. He showed that there are adjacency-crossing graphs that are *not* weakly fan-planar, so weakly fan-planar graphs form a proper subset of the adjacency-crossing graphs. Moreover, he shows that for any n -vertex adjacency-crossing graph with m edges, one can construct a weakly fan-planar graph with n vertices that also has m edges. Brandenburg concluded from this that an n -vertex adjacency-crossing graph has at most $5n - 10$ edges, since that was the bound claimed by [12] for “fan-planar” graphs. Since that bound holds only under strong fan-planarity, this conclusion contains a gap, which the present paper fills.

Our contribution. First, we prove that the family of strongly fan-planar graphs is a proper subset of the weakly fan-planar graphs. Together with Brandenburg’s result, this implies that the two inclusions of strongly fan-planar graphs inside

weakly fan-planar graphs and weakly fan-planar graphs inside adjacency-crossing graphs are both proper. We then continue to show that the known upper bound on the edge-density of strongly fan-planar graphs (namely $5n - 10$ for an n -vertex graph) carries over to weakly fan-planar graphs. This implies that also Brandenburg’s bound [4] is in fact correct. We also prove that the known upper bound of $4n - 12$ on the number of edges of an n -vertex *bipartite* strongly fan-planar graph carries over to bipartite weakly fan-planar graphs.

2 Not every weakly fan-planar graph is strongly fan-planar

In this section, we will establish that strongly fan-planar graphs form a proper subset of weakly fan-planar graphs by constructing a graph G with a weakly fan-planar drawing Γ , where Pattern (III) cannot be avoided in Γ .

In order to guarantee the existence of at least one Pattern (III) in any valid weakly fan-planar drawing of G , we will use the following key idea. We start with a planar graph with a unique embedding. We will then make every edge of this planar graph “uncrossable” by replacing it with a suitable gadget introduced by Binucci et al. [3]. Afterwards, we insert into every face of the planar graph a small gadget graph (shown in Fig. 2a), which can only be drawn with a quadrangular outer face if we allow (III). Note that this gadget graph itself is in fact strongly fan-planar, as shown in Fig. 2b, and, hence, does not serve itself as an example of a weakly but not strongly fan-planar graph. In order to achieve our goal, we will leverage the following lemma:

Lemma 1 (Binucci et al. [3]). *Let \mathcal{P} be the planarization³ of any weakly fan-planar drawing of K_7 . Then, between any pair of vertices of K_7 , there exists a path in \mathcal{P} that contains no real edge of the K_7 .*

Moreover, we will use the following definition throughout the paper.

Definition 1. *Let Γ be a weakly fan-planar drawing of a graph G . Γ is said to be minimal, if, among all weakly fan-planar drawings of G , it contains the smallest possible number of triples of edges that form Pattern (III).*

Theorem 1. *There exists a weakly fan-planar graph that does not admit a strongly fan-planar drawing.*

Proof. Let G_0 be a 3-connected planar quadrangulation; e.g, one that is obtained by the construction in [5]. Note that by construction, G_0 is bipartite and has a unique embedding into \mathbb{R}^2 up to the choice of the outer face and a mirroring [18]. Next, we insert a copy of our gadget graph H shown in Fig. 2a into every face f of G_0 by identifying the outer cycle of H with the facial cycle of f . Denote by G_1 this supergraph of G_0 . We use the color scheme of Fig. 2a to color all edges of G_1 – in particular, the edges of G_0 form a subset of the red edges of G_1 . In the

³ In a *planarization* \mathcal{P} of a non-planar drawing of a graph G , each crossing is replaced with a dummy-vertex that subdivides both edges involved in the crossing. We call an edge of \mathcal{P} that is not incident to any dummy-vertex a *real edge* of G .

next step, we substitute every *red* edge of G_1 by a K_7 and denote the resulting graph by G . We claim that G is weakly fan-planar, but not strongly fan-planar.

For the first statement, observe that K_7 admits a weakly fan-planar drawing, see Fig. 2c, and that our gadget graph H has a weakly fan-planar drawing shown in Fig. 2a. Combining both, we obtain a weakly fan-planar drawing of G .

Consider now the second statement. Let Γ be a weakly fan-planar drawing of G that is minimal and that has the smallest number of crossings among all minimal weakly fan-planar drawings of G . We will prove that Γ contains at least one Pattern (III), which implies by our choice of Γ that *every* weakly fan-planar drawing of G requires at least one Pattern (III).

Consider a red edge $ab \in G_1$ and denote by $a = v_1, \dots, v_7 = b$ the vertices of the K_7 which substitute ab in G . By Lemma 1, in the drawing Γ of this K_7 , there exists a sequence S of crossed edges from a to b ; see Fig. 2c. By (I), no edge which is not incident to one of v_1, \dots, v_7 can intersect S . By construction, the only edges incident to vertices v_2, \dots, v_6 are edges of the K_7 . Hence, the only edges that can potentially cross S and interact with the remainder of G are incident to either $a = v_1$ or $b = v_7$. Suppose for a contradiction that there exists an edge incident to a or b that crosses S in Γ such that its other endpoint is not one of the vertices of the K_7 . But then we can easily reroute the edge such that its crossing with S is avoided, see Fig. 2d, a contradiction to our choice of Γ .

We interpret Γ as a drawing Γ' of G_1 , where the red edges are *uncrossed*. Since G_0 has a unique planar embedding into \mathbb{R}^2 up to the choice of the outer face and a mirroring and since G_0 consists only of the red edges, in Γ' , G_0 is drawn as a planar graph, all faces of which are quadrilaterals. Since the red edges are uncrossed, each quadrilateral face must contain a copy of our gadget H . Indeed, since each vertex of H is connected by a path to both u and u' , it must lie in a face that contains both u and u' . But by 3-connectivity of G_0 , this face is unique.

Let f be a bounded quadrilateral face of G_0 . As argued above, f contains a copy of H in its interior in Γ' , i.e. vertices v, v', w, w', z and z' , refer to Fig. 2a, lie in the interior of f . Consider the subgraph H' of this H consisting of its red edges. Since the red edges are uncrossed, H' is drawn without crossings in Γ . Since the black edges do not cross H' , a small case analysis shows that the vertices u', w, z , and w' must lie in the same face of H' , and in fact the embedding of Fig. 2a is unique up to symmetry with respect to the vertical axis. Thus, the blue edges (u, v) , (u, v') and (w, w') can only be drawn in the indicated way, but that means that the blue edges form (III), which concludes the proof. \square

3 Density of weakly fan-planar graphs

In this section, we show that the density results for strongly fan-planar graphs also transfer to the weakly fan-planar setting. Let us call a triple e, e_ℓ, e_r of edges in a weakly fan-planar drawing a *heart* if e_ℓ and e_r share an endpoint u , both cross e such that they form Pattern (III), and the part of e between the crossings

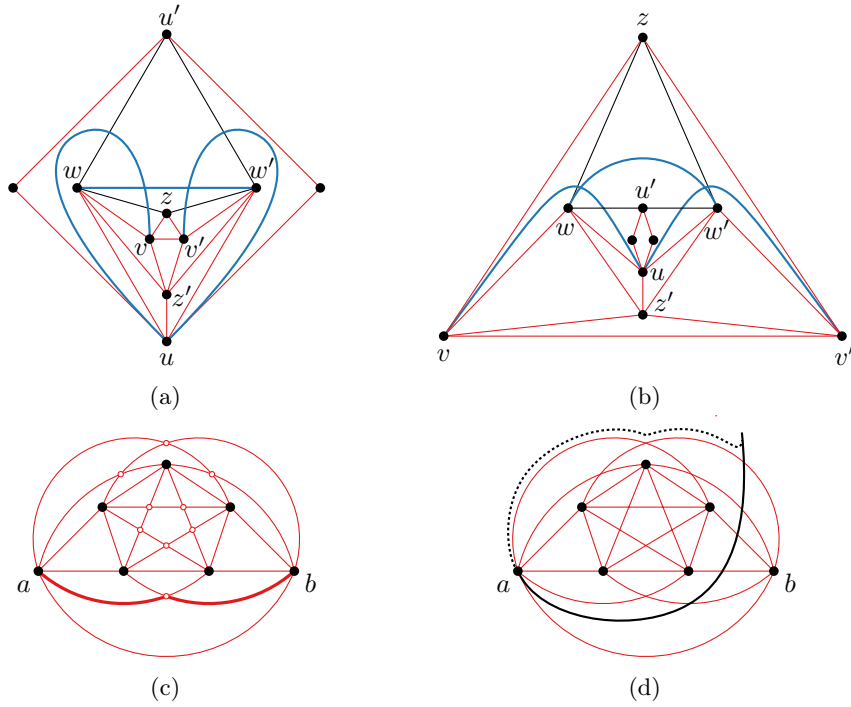


Fig. 2: (a) Gadget graph H . (b) Gadget graph H with (z, v, v') chosen as the outer face. Note that there is no pattern (III). (c) A planarization of a fan-planar drawing of K_7 , where the bold edges form a path from a to b that contains no *uncrossed* edge of the K_7 . (d) An edge incident to a that crosses the K_7 to avoid this crossing.

with e_ℓ and e_r is not crossed by any edge of the graph, see Fig.3. In the remainder of the paper, we call the intersection points of e and e_ℓ (e_r , resp.) x_ℓ (x_r , resp.).

Lemma 2. *Let Γ be a weakly fan-planar drawing that is not strongly fan-planar. Then Γ contains a heart \mathcal{H} .*

Proof. By assumption, Γ contains three edges e, e_ℓ, e_r that form Pattern (III), where e_ℓ and e_r share endpoint u and cross e . Let E' be the set of edges that cross e . By (I) and (II), any edge $e' \in E'$ must be incident to u , and by (II) it must cross e from the same side as e_ℓ and e_r . The edges of E' cannot cross each other since they share an endpoint, and each edge $e' \in E'$ forms Pattern (III) either with e and e_r , or with e and e_ℓ . Let $E_\ell \subset E'$ be the set of edges of the first kind, $E_r = E' \setminus E_\ell$ the second kind. If we order E' by their crossing point with e along e , then we first encounter all elements of E_ℓ , then all elements of E_r . The last element of E_ℓ and the first element of E_r form a heart with e . \square

We will call the sets E_ℓ and E_r as defined in the previous proof the *left valve* and the *right valve* of the heart $\mathcal{H} = e, e_\ell, e_r$, respectively. We denote by H the

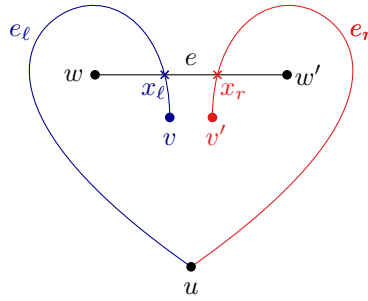
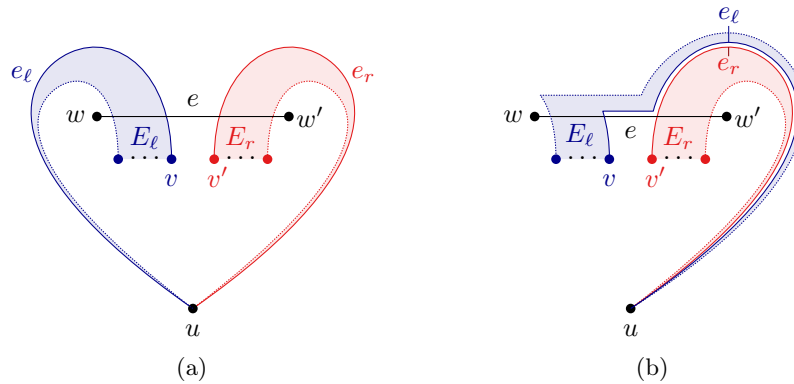


Fig. 3: A heart.

Fig. 4: (a) Illustration of the setting previous to the flip-operation. (b) Transformation from Γ to Γ' by flipping E_ℓ .

edge set containing both valves of \mathcal{H} and the edge e , namely $H = E_\ell \cup E_r \cup e$. In the following, we will define an edge-rerouting operation that will later allow us to reduce the number of hearts in a weakly fan-planar drawing under certain conditions.

Flipping the valve of a heart. Consider a heart \mathcal{H} formed by the edges e, e_ℓ, e_r in a weakly fan-planar drawing Γ ; refer to Fig. 4a for a visualization. In the following, we will define an operation that we call *flipping* a valve of \mathcal{H} resulting in the drawing Γ' . We describe the flip of E_ℓ , as the other case is symmetric. The general idea is to redraw the edges in E_ℓ “close” to the ones in the other valve E_r , in particular, mainly following the curve of e_r .

Let $e_1^\ell, e_2^\ell, \dots, e_k^\ell$ be the edges of E_ℓ in the order that they intersect edge e in Γ starting at w , i.e. $e_k^\ell = e_\ell$. We will draw the curve γ^i of e_i^ℓ in three parts, denoted as $\gamma_1^i, \gamma_2^i, \gamma_3^i$. We consider the edges in reverse order and start with $e_k^\ell = e_\ell$. The first part γ_1^k of the curve of e_k^ℓ in Γ' follows the curve of e_r slightly outside until x_r , then γ_2^k follows e until x_ℓ , where the curve intersects e and afterwards it inherits its original curve in Γ as the last part γ_3^k . So, assume that we have drawn

e_i^ℓ with $2 < i \leq k$. The curve of e_{i-1}^ℓ follows the curve of e_i^ℓ (slightly outside) until x_r , where it follows e until the intersection point of e_{i-1}^ℓ with e in Γ . Here, the curve intersects e and then again inherits its original curve in Γ until it reaches its endpoint different from u . After this operation, the edges of $E_\ell \cup E_r$ do not cross by simplicity and e does not form Pattern (I) to (III) with $E_\ell \cup E_r$, thus we can make the following observation, illustrated in Fig. 4b.

Observation 1. *Let Γ' be the drawing obtained from flipping a valve of a heart \mathcal{H} . Then, $\Gamma'[H]$ is a strongly fan-planar drawing.*

Moreover, in the entire drawing Γ' (not limited to H) resulting from a flip, new crossings can arise only in a restricted part of the flipped edges.

Lemma 3. *Let \mathcal{H} be a heart formed by edges e, e_ℓ, e_r in Γ and $E_\ell = \{e_1^\ell, e_2^\ell, \dots, e_k^\ell\}$ be the edges of a flipped valve of \mathcal{H} in Γ' . Then any crossing introduced by the flipping operation occurs on the partial curves $\gamma_1^1, \gamma_1^2, \dots, \gamma_1^k$.*

Proof. Let us consider a flipped edge $e_i^\ell \in E_\ell$ and its curve γ^i in Γ' . Clearly, any additional crossing that we introduce may only occur on the first part γ_1^i or second part γ_2^i of γ^i , as the last part γ_3^i is inherited from Γ . By construction, γ_2^i is crossing free, as the segment of e between x_ℓ and x_r in Γ is crossing-free since e_ℓ, e_r and e form a heart and by considering the edges in the reverse order that they intersect e (starting at w), they do not intersect each other. \square

For our later proofs of Theorems 2 and 3 on the edge density of (bipartite) weakly fan-planar drawings, we need to show that a certain configuration, as described in the following lemma, cannot occur in a *minimal* weakly fan-planar drawing.

Lemma 4. *Let e, e_ℓ, e_r be a heart in a minimal weakly fan-planar drawing Γ . Then there is no edge $e' \neq e$ in Γ that crosses both e_ℓ and e_r .*

Proof. Assume for a contradiction that there exists an edge $e' \neq e$ that intersects both e_ℓ and e_r . By (I), e and e' share an endpoint, say w , see Fig. 5a. This implies by (I) and (II) that *every* edge which crosses e_ℓ or e_r is incident to w . W.l.o.g. assume that x_ℓ is encountered before x_r when traversing e starting at w . First, notice that e, e' and e_r can in turn form (III) themselves, refer to Fig. 5b.

Based on this observation, we will define four sets of edges that will be helpful in the remainder. In particular, we construct these sets based on their drawing in Γ —while some of the edges may be redrawn at a later time, they will always belong to their corresponding sets. Let E_ℓ and E_r be the sets of edges that correspond to the left valve and the right valve of the heart \mathcal{H} induced by e, e_ℓ, e_r —in particular, $e_\ell \in E_\ell$ and $e_r \in E_r$. Further, let E_t be the set of edges that cross both e_ℓ and e_r and do not form (III) with e_r and e when traversing e_ℓ starting at v . Complementary, let E_b be the set of edges that also cross e_ℓ and e_r and are not contained in E_t . Further, let e be the first edge in E_t that is encountered when traversing e_ℓ (e_r) starting at u . In the following, we will distinguish between two cases. First, if $E_b = \emptyset$, we call \mathcal{H} a *single heart*. Otherwise, that is when $E_b \neq \emptyset$, we assume that e' is the last edge in E_b that is encountered

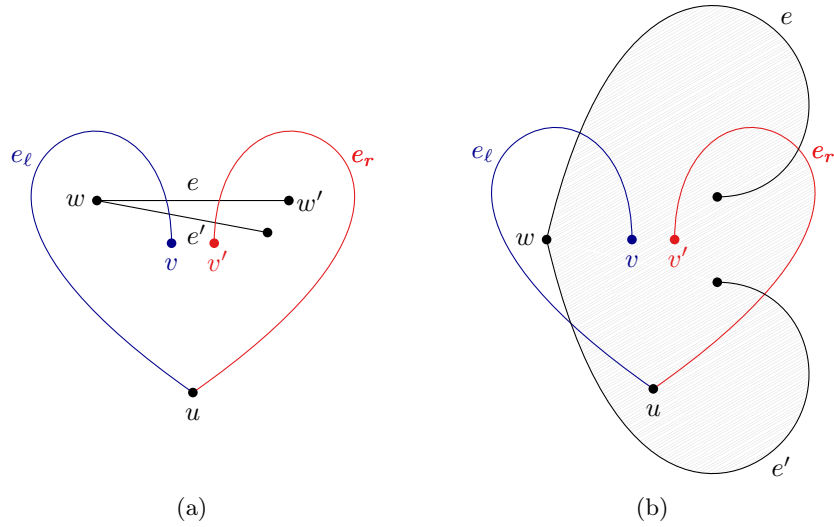


Fig. 5: (a) A single heart $\mathcal{H} = e, e_\ell, e_r$. (b) A double heart formed by $\mathcal{H} = e, e_\ell, e_r$ and $\mathcal{H}' = e_r, e, e'$, the area bounded by \mathcal{H}' is indicated in gray.

when traversing e_ℓ starting at u (and therefore also when traversing e_r). We say that \mathcal{H} forms a *double heart* with \mathcal{H}' defined by the edges e_r, e, e' ; see Fig. 6.

The main idea is to apply the flip operation to reduce the number of hearts in the resulting (weakly fan-planar, as to be shown) drawing Γ' to obtain a contradiction to the minimality of Γ . For a single heart, one flip will suffice while two flips will be necessary for a double heart. In both cases, we start by flipping the valve E_ℓ as previously defined to obtain the drawing Γ' . We first assert:

Γ' is weakly fan-planar. By Observation 1, any new edge triple forming Pattern (I) or (II) in Γ' must involve at least one edge in the flipped valve E_ℓ and at least one edge belonging to neither E_ℓ nor E_r . Consider a flipped edge $e_i^\ell \in E_\ell$. By Lemma 3, any new crossing on the curve γ^i of e_i^ℓ may only occur on its first part γ_1^i in Γ' . Any edge that intersects γ_1^i in Γ' also intersects e_r and is therefore incident to w by Pattern (I). To show that we do not introduce new edge-triples forming Pattern (I), it remains to show that all edges in E_ℓ have vertex w as their anchor, even if they only cross e and no other edge in E_t .

We consider two cases. If \mathcal{H} forms a double heart with \mathcal{H}' , consider any edge $e_b \in E_b$. Since $e \in E_t$, we observe that each edge $e_\ell \in E_\ell$ is crossed both by e and e_b ; see Fig. 7a. Thus, its anchor is w . Otherwise, \mathcal{H} is a single heart. Consider the region \mathcal{R} defined by w, x_ℓ and the intersection of e_ℓ and another edge $e_t \in E_t$ in the original drawing Γ , see Fig. 7b for an illustration of this case.

By definition, every edge in E_ℓ besides e_ℓ enters \mathcal{R} over e . If such an edge is leaving \mathcal{R} , then it has to also cross e_t by simplicity, but then its anchor is w and by (I) it can only be crossed by edges that are incident to w . Suppose now an edge of E_ℓ ends in \mathcal{R} , but its anchor is not w . Since the edge intersects e , its

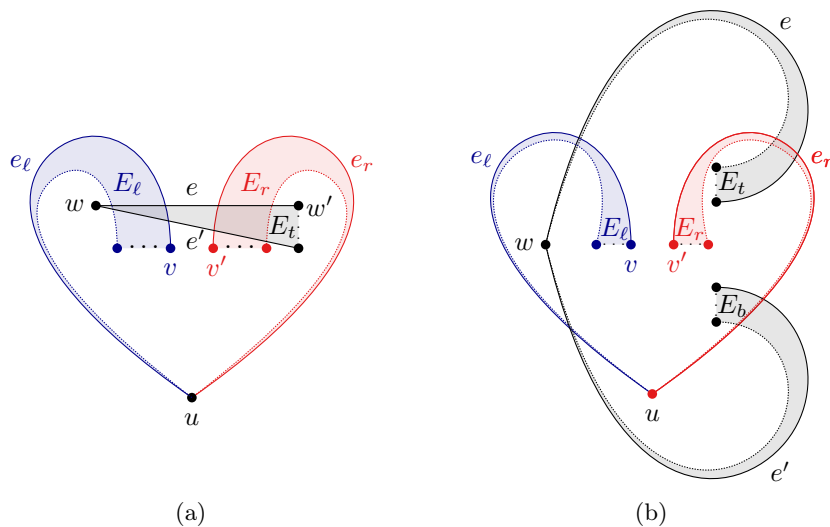


Fig. 6: Illustration of edge sets used in (a) a single heart and (b) a double heart.

anchor is therefore w' . But no edge incident to w' can enter \mathcal{R} , since it would either cross e_ℓ , whose anchor is w and hence it would coincide with $e = (w, w')$, it cannot cross e by simplicity and if it crosses e_t , then it has to be incident to the anchor of e_t , which is u , but then the curve has to intersect the boundary of \mathcal{R} twice which is impossible.

It remains to show that we do not introduce Pattern (II) by the flip-operation. For the sake of contradiction, assume that there is a new edge triple T forming Pattern (II) after the flip. Note that T involves at least one flipped edge $e_i^\ell \in E_\ell$. We will first establish that the anchor of T is either w or u . Suppose that e_i^ℓ is not incident to the anchor of T , then the anchor of T is w (since all edges in E_ℓ have w as their anchor). Otherwise, the edge crossing e_i^ℓ in T also crosses e_r , hence u is the anchor of T . In the case that w is the anchor of T , observe that all edges in $E_\ell \cup E_r$ are crossed from the same side by edges incident to w when directed from u to their other endvertex. Hence, T cannot form Pattern (II). If u is the anchor of T , it would require a non-empty region between γ_1^i and another partial curve γ_1^j with $j \neq i$ to form Pattern (II), which is a contradiction to our construction.

Thus, we have established that Γ' is indeed weakly fan-planar and we can now consider the number of Patterns (III). We distinguish two cases.

Case 1: \mathcal{H} forms a single heart. By Observation 1, the drawing $\Gamma'[H]$ does not contain any edge triple forming Pattern (III). Hence, any new Pattern (III) in Γ' involves either one or two flipped edges of E_ℓ . In the latter case, since edges in E_ℓ do not cross by simplicity, this would require a non-empty region between the first partial curves of two edges in E_ℓ , which is a contradiction to our construction.

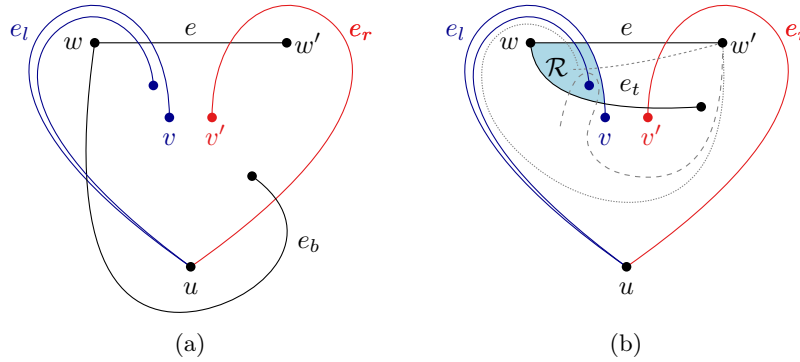


Fig. 7: (a) Every edge in E_ℓ has anchor w if \mathcal{H} is part of a double heart. (b) Any edge of E_ℓ that enters region \mathcal{R} has w as its anchor, if \mathcal{H} forms a single heart.

Suppose now that one edge of E_ℓ and two edges e_1, e_2 incident to w form a new Pattern (III). Since the edges in E_ℓ follow the curve of e_r after the flip, e_r is necessarily crossed by one of the two edges incident to w , say e_1 , in order to contain u in a closed region. But then e_1 would be already present in Γ and belong to the set E_b , as e, e_ℓ, e_r form Pattern (III), a contradiction to $E_b = \emptyset$.

We conclude that no new Pattern (III) is introduced by Observation 1 while all triples in H forming (III) are eliminated, i.e., the overall number is reduced.

Case 2: \mathcal{H} and \mathcal{H}' form a double heart. First, observe that all edges in the valves $E_\ell \cup E_r$ of \mathcal{H} are anchored by w and all edges of the valves $E_t \cup E_b$ of \mathcal{H}' are anchored by u . In particular, every edge forming \mathcal{H} and \mathcal{H}' is contained in one of the four edge sets E_ℓ, E_r, E_t, E_b . Suppose now that there is a third heart \mathcal{H}'' distinct from \mathcal{H} that forms a double heart with \mathcal{H}' . Hence, there are crossings between the valves of \mathcal{H}' and \mathcal{H}'' . It follows, that the edges in the valves of \mathcal{H}'' are necessarily incident to u by (I), but then all crossings between edges of H' and H'' occur from the same side as between edges of H and H' , as otherwise Pattern (II) would be present in Γ . It follows that the hearts \mathcal{H} and \mathcal{H}'' are identical. Thus, we can consider \mathcal{H} and \mathcal{H}' symmetrically, since in a double heart one always has the other as its counterpart. In this case, the flip of E_ℓ can indeed form new Patterns (III). However, as discussed in the previous case, this can only occur when a flipped edge $e_\ell \in E_\ell$ forms a heart with an edge $e_t \in E_t$ and $e_b \in E_b$. Thus, all new Patterns (III) are contained in the single heart \mathcal{H}' where E_r takes the role of E_t in the discussion of the previous case; see Fig. 8a. We can now proceed as in the previous case by flipping E_b which eliminates all triples forming Pattern (III) as $E_\ell = \emptyset$; see Fig. 8b. \square

So far, we investigated minimal weakly fan-planar drawings and their properties. One last ingredient is needed to prove Theorem 2. Given a graph G with a minimal weakly fan-planar drawing, we will sometimes reduce the number of Patterns (III) by modifying G into a different, weakly fan-planar graph G' with

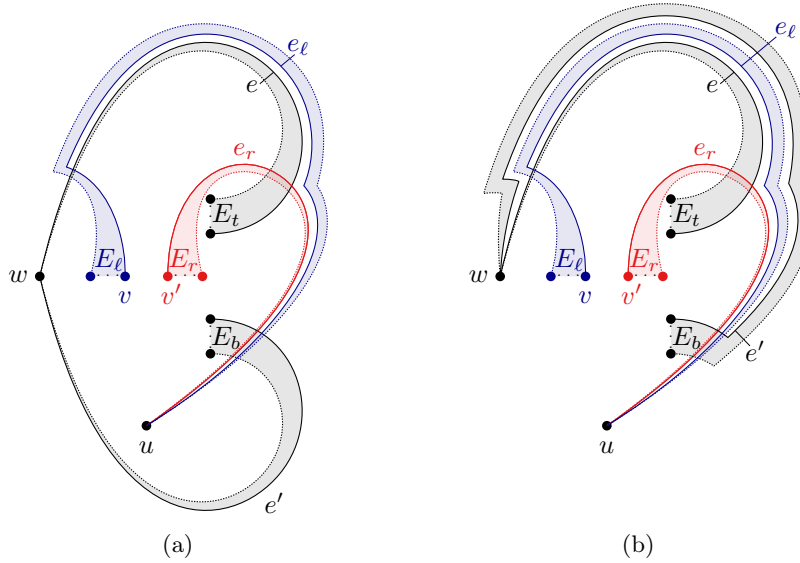


Fig. 8: Illustration of second flip operation in the double heart case in Lemma 4.

the same number of vertices and with the same number of edges. The following lemma states when this modification is possible; see Appendix A for the proof:

Lemma 5. *Let e_ℓ, e_r and $e = (w, w')$ be a heart \mathcal{H} in a minimal weakly fan-planar drawing Γ of a graph $G = (V, E)$, let \mathcal{L} be the closed curve that consists of the partial curves of the edges e, e_ℓ, e_r up to the crossing points x_ℓ and x_r and let p_1, p_2 be two common neighbors of w and w' outside of \mathcal{L} . Then, there is a graph $G' = (V', E')$ with $|V'| = |V|$ and $|E'| = |E|$ that admits a fan-planar drawing Γ' with fewer edge triples forming Pattern (III) than Γ contains.*

We are now ready to prove our main theorem:

Theorem 2. *A weakly fan-planar graph G with n vertices has at most $5n - 10$ edges.*

Proof. We proceed by induction on the number of edge triples forming Pattern (III) in a minimal weakly fan-planar drawing of G . In the base case, this number is zero, so the drawing is strongly fan-planar. Then G is strongly fan-planar, and has at most $5n - 10$ edges by [13]. For the induction step, consider a graph G and let Γ be a minimal weakly fan-planar drawing of G .

By Lemma 2, Γ contains a heart $e = (w, w'), e_\ell, e_r$, see Fig. 9. If w and w' have at least two common neighbors outside of \mathcal{L} , we obtain a graph G' with the same number of vertices and edges with fewer edge triples forming (III) as stated by Lemma 5 and proceed with G' .

Otherwise, denote by G_1 the subgraph of G consisting of those vertices and edges of G that lie (entirely) in the bounded closed region bounded by \mathcal{L} . In

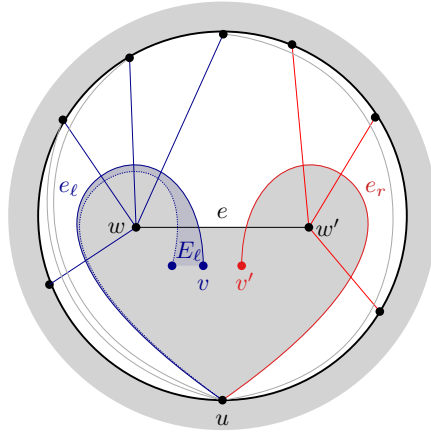


Fig. 9: Illustrations for the proof of Theorem 2.

particular, the vertices u, w, v, v' , and w' , and the edges e_ℓ, e_r , and e all belong to G_1 . Similarly, let G_2 be the subgraph of G consisting of those vertices and edges of G that lie entirely in the *unbounded closed* region bounded by \mathcal{L} . In particular, vertex $u \in G_2$, but none of the edges e, e_ℓ, e_r is in G_2 . Let $|V[G_2]| = r$ and thus $|V[G_1]| = n - (r - 1)$, as u is part of both G_1 and G_2 .

Note that the graph G contains edges that are neither in G_1 nor in G_2 . We will show how to augment G_2 to G'_2 so that it contains an equal number of extra edges. We will create new weakly fan-planar drawings Γ'_1 and Γ'_2 for G_1 and G'_2 that have at least one fewer edge triple forming Pattern (III) each.

We start with G_1 . Let E_ℓ and E_r be the left valve and the right valve of our heart, respectively, such that $e_\ell \in E_\ell$ and $e_r \in E_r$ holds. Recall that G_1 lies entirely in the bounded region \mathcal{L} defined by the partial curves of e_ℓ, e_r and e up to their respective intersection points. In particular, this implies that the partial curve of e_ℓ between u and x_ℓ is crossing free. Moreover, the partial curve of e between x_ℓ and x_r is also crossing free as e_ℓ, e_r and e form a heart. Based on this observation, we flip the left valve E_ℓ , obtaining Γ'_1 ; see Fig. 10a.

Γ'_1 is weakly fan-planar and contains fewer Pattern (III). To show that Γ'_1 is weakly fan-planar and contains at least one Pattern (III) less than the drawing of G_1 in Γ , fix an edge $e_i^\ell \in E_\ell$ and let γ^i be its curve in Γ'_1 . Recall that by Lemma 3, any new crossings of e_i^ℓ can only occur on the partial curve $\gamma_1^i \subset \gamma^i$. Since no two edges of E_ℓ intersect in Γ'_1 by construction and any other edge that would intersect γ^i would also cross e_r in Γ and thus be contained both inside and outside \mathcal{L} by Lemma 4, γ_1^i is uncrossed in Γ'_1 . Hence, all crossings of $e_i^\ell \in E_\ell$ are on the part of γ^i which was inherited from Γ ; it follows that no new Pattern (I), (II), and (III) is introduced in Γ'_1 .

Hence, our new weakly fan-planar drawing Γ'_1 has $|E_\ell| \times |E_r| \geq 1$ Pattern (III) less than Γ , and we can apply the inductive assumption to get

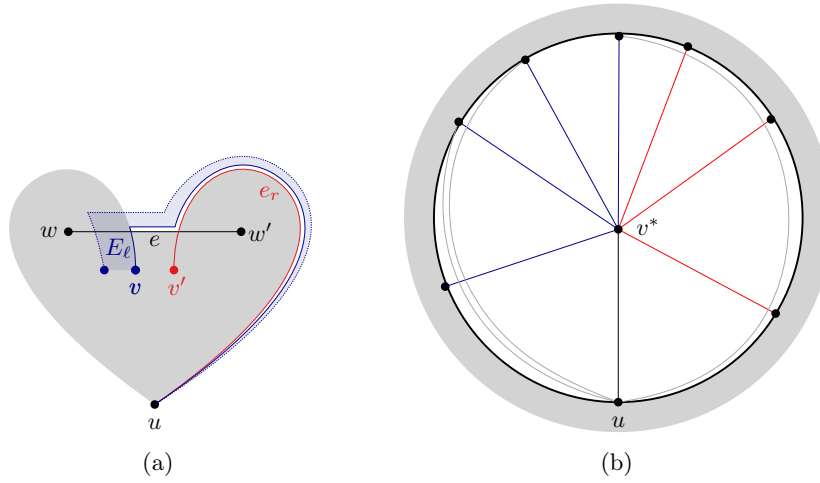


Fig. 10: Illustrations for the proof of Theorem 2.

$$|E(G_1)| \leq 5|V(G_1)| - 10.$$

Now we consider G_2 and the edges that are neither in G_1 nor in G_2 .

Edges that are neither in G_1 nor in G_2 . Consider such an edge e' . Clearly, e' crosses \mathcal{L} . This crossing cannot be on e by the heart property, so it must be on e_ℓ or e_r . The edge e' cannot cross both e_ℓ and e_r by Lemma 4, so e' either crosses e_ℓ and must be incident to w or crosses e_r and must then be incident to w' by (I) and (II). We claim that e' can only cross edges incident to u outside of \mathcal{L} ; see the light gray edges in Fig. 9. To see this, suppose for a contradiction that e' is crossed by an edge e'' outside of \mathcal{L} which is not incident to u . W.l.o.g. assume that e' is incident to w and crosses e_ℓ , the other case is symmetric. By (I), e'' is then necessarily incident to v , which is contained inside \mathcal{L} . However, we already established that only edges such as e' which are incident to w or w' can leave \mathcal{L} , a contradiction to e'' crossing e' outside of \mathcal{L} .

Augmenting G_2 . Let k be the number of edges of G neither in G_1 nor in G_2 . Note that w and w' have at most one common neighbor outside of \mathcal{L} (as otherwise we have already applied Lemma 5). Then, we construct a new graph G'_2 from G_2 by adding edges as follows. Recall that the weakly fan-planar drawing $\Gamma[G_2]$ derived from Γ contains an empty region inside \mathcal{L} and contains fewer triples forming Pattern (III), as we removed the heart formed by e, e_ℓ, e_r .

We insert a single vertex v^* inside this region, and connect it to all neighbors of w and w' in G_2 , and to u ; see Fig. 10b. By assumption, w and w' share at most one such vertex and hence there are at least $k - 1$ neighbors. Recall that any such edge crosses only edges incident to u outside of \mathcal{L} and therefore fan-planarity is

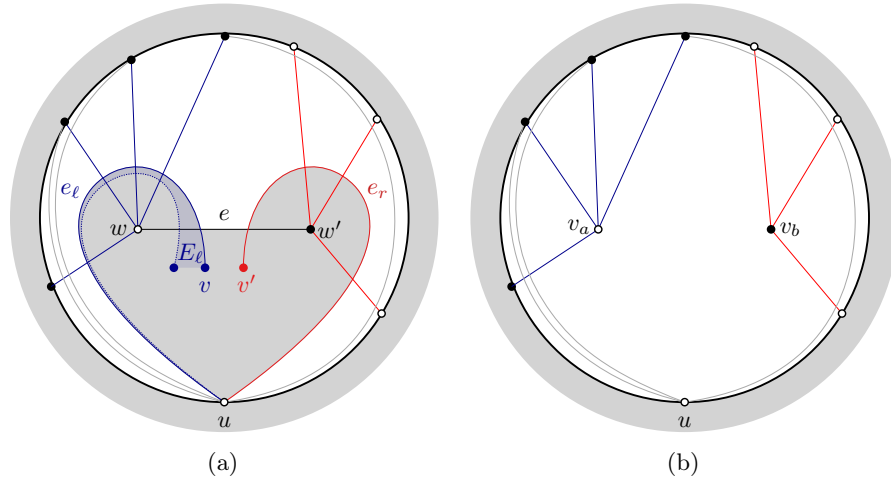


Fig. 11: Illustrations for the proof of Theorem 3.

maintained. Hence, we augmented G_2 to the weakly fan-planar graph G'_2 that contains $r + 1$ vertices and onto which we can apply the induction hypothesis.

We can now bound $E(G)$ as follows:

$$\begin{aligned} |E(G)| &= |E(G_1)| + |E(G_2)| + k = |E(G_1)| + |E(G'_2)| \\ &\leq 5(n - r + 1) - 10 + 5(r + 1) - 10 = 5n - 10 \end{aligned}$$

which concludes the proof. \square

For bipartite graphs, we proceed in a similar way.

Theorem 3. *An n -vertex bipartite weakly fan-planar graph has at most $4n - 12$ edges.*

Proof. Let Γ be a minimal weakly fan-planar drawing of G . We again proceed by induction on the number of edge triples forming Pattern (III). In the base case, Γ is strongly fan-planar and hence G has at most $4n - 12$ edges by [1]. In the induction step, we proceed as in the previous proof with two differences: First, since G is bipartite, w and w' cannot have a common neighbor, so we do not need to apply Lemma 5. Second, when constructing G'_2 , instead of inserting a single vertex v^* , we insert two vertices v_a and v_b , and connect v_a with the neighbors of w in G_2 , v_b with the neighbors of w' in G_2 ; thus maintaining bipartiteness; see Fig. 11b. In total, we get

$$\begin{aligned} |E(G)| &= |E(G_1)| + |E(G_2)| + k = |E(G_1)| + |E(G'_2)| \\ &\leq 4(n - r + 1) - 12 + 4(r + 2) - 12 = 4n - 12, \end{aligned}$$

which concludes the proof. \square

References

1. Angelini, P., Bekos, M.A., Kaufmann, M., Pfister, M., Ueckerdt, T.: Beyond-planarity: Turán-type results for non-planar bipartite graphs. In: Hsu, W., Lee, D., Liao, C. (eds.) 29th International Symposium on Algorithms and Computation, ISAAC 2018, December 16-19, 2018, Jiaoxi, Yilan, Taiwan. LIPIcs, vol. 123, pp. 28:1–28:13. Schloss Dagstuhl - Leibniz-Zentrum für Informatik (2018). <https://doi.org/10.4230/LIPIcs.ISAAC.2018.28>
2. Bekos, M.A., Grilli, L.: Fan-planar graphs. In: Hong and Tokuyama [9], chap. 8, pp. 131–148. https://doi.org/10.1007/978-981-15-6533-5_8
3. Binucci, C., Di Giacomo, E., Didimo, W., Montecchiani, F., Patrignani, M., Symvonis, A., Tollis, I.G.: Fan-planarity: Properties and complexity. *Theoretical Computer Science* **589**, 76–86 (2015). <https://doi.org/10.1016/j.tcs.2015.04.020>
4. Brandenburg, F.J.: On fan-crossing graphs. *Theor. Comput. Sci.* **841**, 39–49 (2020). <https://doi.org/10.1016/j.tcs.2020.07.002>
5. Brinkmann, G., Greenberg, S., Greenhill, C.S., McKay, B.D., Thomas, R., Wollan, P.: Generation of simple quadrangulations of the sphere. *Discret. Math.* **305**(1-3), 33–54 (2005). <https://doi.org/10.1016/j.disc.2005.10.005>
6. Cheong, O., Pfister, M., Schlipf, L.: The thickness of fan-planar graphs is at most three. In: Angelini, P., von Hanxleden, R. (eds.) *Graph Drawing and Network Visualization - 30th International Symposium, GD 2022, Tokyo, Japan, September 13-16, 2022, Revised Selected Papers. Lecture Notes in Computer Science*, vol. 13764, pp. 247–260. Springer (2022). https://doi.org/10.1007/978-3-031-22203-0_18
7. Didimo, W., Liotta, G., Montecchiani, F.: A survey on graph drawing beyond planarity. *ACM Comput. Surv.* **52**(1) (2019). <https://doi.org/10.1145/3301281>
8. Garey, M.R., Johnson, D.S.: Crossing number is NP-complete. *SIAM Journal on Algebraic Discrete Methods* **4**(3), 312–316 (1983). <https://doi.org/10.1137/0604033>
9. Hong, S., Tokuyama, T.: *Beyond Planar Graphs*, Communications of NII Shonan Meetings. Springer (2020). <https://doi.org/10.1007/978-981-15-6533-5>
10. Huang, W.: Using eye tracking to investigate graph layout effects. In: Hong, S., Ma, K. (eds.) *APVIS 2007, 6th International Asia-Pacific Symposium on Visualization 2007, Sydney, Australia, 5-7 February 2007*. pp. 97–100. IEEE Computer Society (2007). <https://doi.org/10.1109/APVIS.2007.329282>
11. Huang, W., Eades, P., Hong, S.: Larger crossing angles make graphs easier to read. *J. Vis. Lang. Comput.* **25**(4), 452–465 (2014). <https://doi.org/10.1016/j.jvlc.2014.03.001>
12. Kaufmann, M., Ueckerdt, T.: The density of fan-planar graphs. *CoRR* **abs/1403.6184v1** (2014), <http://arxiv.org/abs/1403.6184v1>
13. Kaufmann, M., Ueckerdt, T.: The density of fan-planar graphs. *Electron. J. Comb.* **29**(1) (2022). <https://doi.org/10.37236/10521>
14. Klemz, B., Knorr, K., Reddy, M.M., Schröder, F.: Simplifying non-simple fan-planar drawings. *J. Graph Algorithms Appl.* **27**(2), 147–172 (2023). <https://doi.org/10.7155/jgaa.00618>
15. Mutzel, P.: An alternative method to crossing minimization on hierarchical graphs. In: North, S. (ed.) *Graph Drawing. Lecture Notes in Computer Science*, vol. 1190, pp. 318–333. Springer (1996)
16. Purchase, H.C.: Which aesthetic has the greatest effect on human understanding? In: Battista, G.D. (ed.) *Graph Drawing, 5th International Symposium, GD*

- '97, Rome, Italy, September 18-20, 1997, Proceedings. Lecture Notes in Computer Science, vol. 1353, pp. 248–261. Springer (1997). https://doi.org/10.1007/3-540-63938-1_67
17. Ware, C., Purchase, H.C., Colpoys, L., McGill, M.: Cognitive measurements of graph aesthetics. *Inf. Vis.* **1**(2), 103–110 (2002). <https://doi.org/10.1057/palgrave.ivs.9500013>
 18. Whitney, H.: *Congruent Graphs and the Connectivity of Graphs*, pp. 61–79. Birkhäuser Boston (1992). https://doi.org/10.1007/978-1-4612-2972-8_4

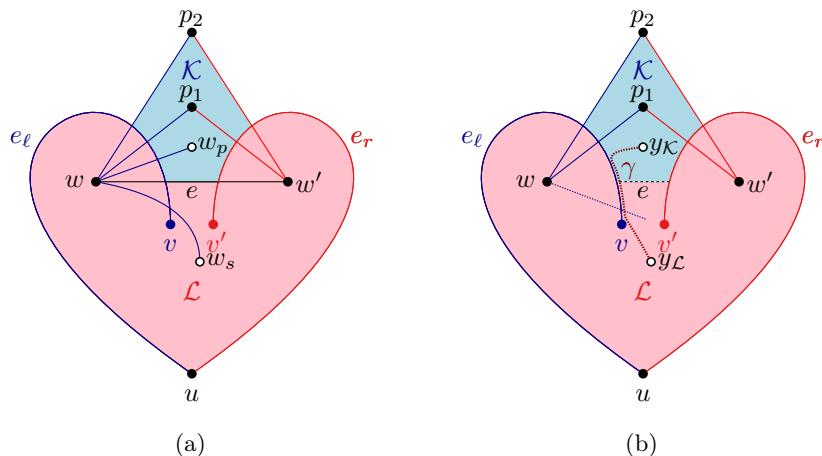


Fig. 12: (a) Regions \mathcal{K} and \mathcal{L} and vertices w_p and w_s . (b) Replacement of e .

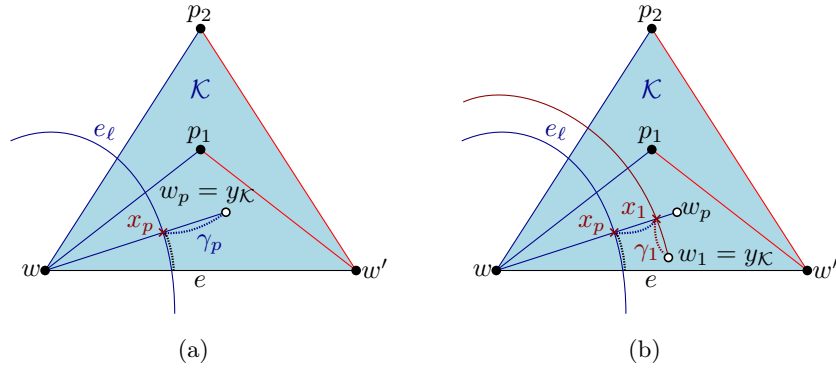
A Proof of Lemma 5

Lemma 5. *Let e_ℓ, e_r and $e = (w, w')$ be a heart \mathcal{H} in a minimal weakly fan-planar drawing Γ of a graph $G = (V, E)$, let \mathcal{L} be the closed curve that consists of the partial curves of the edges e, e_ℓ, e_r up to the crossing points x_ℓ and x_r and let p_1, p_2 be two common neighbors of w and w' outside of \mathcal{L} . Then, there is a graph $G' = (V', E')$ with $|V'| = |V|$ and $|E'| = |E|$ that admits a fan-planar drawing Γ' with fewer edge triples forming Pattern (III) than Γ contains.*

Proof. To prove the claim, will remove e , which in turn removes all triples of Pattern (III) of \mathcal{H} , and add another edge $(y_\mathcal{K}, y_\mathcal{L}) \notin E$ to account for the missing edge, maintaining weak fan-planarity in the resulting drawing Γ' of G' .

Assume w.l.o.g. that \mathcal{H} is chosen so that \mathcal{L} does not contain any other heart \mathcal{H}' . We aim to find a sequence of curve-segments in Γ , along which we can insert the edge $(y_\mathcal{K}, y_\mathcal{L})$ without introducing Pattern (I) to (III). We refer to the curve constructed in this way as γ . Since the edges of w and w' to p_1 and p_2 both cross edges incident to u they cannot cross each other. Hence there exists a nesting of p_1 and p_2 , w.l.o.g. assume that p_1 is the inner one, i.e., the edge (w, p_1) is encountered before the edge (w, p_2) when following e_ℓ starting at v . In other words, p_1 is contained inside a region which we denote as \mathcal{K} that is delimited by $e, e_\ell, e_r, (w, p_2)$ and (w', p_2) . Further, denote by w_p and w_s the predecessor and successor of the edge e , i.e., the edge $e_p = (w, w_p)$ crosses e_ℓ immediately before e and $e_s = (w, w_s)$ immediately after e when following e_ℓ starting at u . Note that, possibly $w_p = p_1$ and $w_s = \text{NIL}$; see Fig. 12a.

We first identify a suitable vertex $y_\mathcal{K}$ and crossing-free subcurve of γ that connects $y_\mathcal{K}$ with the segment of e between x_ℓ and x_r . Consider w_p . By Lemma 4, (w, w_p) cannot cross both e_ℓ and e_r , hence w_p lies outside of \mathcal{L} . Further, since edges of w and w' do not intersect, w_p is contained inside \mathcal{K} . Let x_p be the

Fig. 13: Identification of $y_{\mathcal{K}}$.

crossing point of e_p and e_ℓ in Γ . Observe that as e_p is the predecessor of e , the curve-segment of e_ℓ between x_ℓ and x_p is crossing-free, hence we add it to γ . To identify the endpoint y , consider the curve-segment γ_p of e_p between x_p and w_p .

First, assume that γ_p is crossing-free. In this case, we identify $y_{\mathcal{K}}$ with w_p and append γ_p to γ ; see Fig. 13a.

Second, assume that γ_p has at least one crossing. Let e_1 be the first edge crossing e_p when traversing γ_p from x_p . Let x_1 be the intersection of e_1 and e_p . Observe that the segment from x_1 to x_p on e_p is crossing-free and hence can be appended to γ . Since (x_ℓ, x_r) is crossing-free by definition, the anchor of e_p must be u . Hence, e_1 also intersects the edge (w, p_2) , its anchor is w , and its endpoint w_1 lies inside \mathcal{K} (its other endpoint is u). Finally, we observe that the curve γ_1 of e_1 between x_1 and w_1 is crossing free, since otherwise (w, w_p) is not the predecessor of e at w . Thus, we fix w_1 as $y_{\mathcal{K}}$ and append γ_1 to γ ; see Fig. 13b.

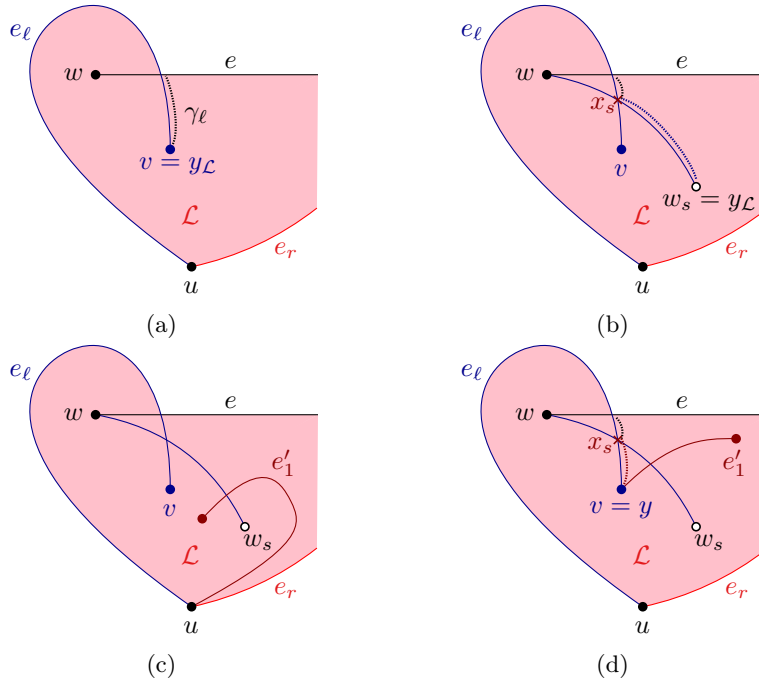
Observe that in both cases $y_{\mathcal{K}}$ lies in \mathcal{K} . Also note that $y_{\mathcal{K}}$ can only be adjacent to w and w' inside \mathcal{L} as the segment of e between x_ℓ and x_r is uncrossed whereas w and w' are the anchors of e_ℓ and e_r , respectively. Hence, we can be sure that $(y_{\mathcal{K}}, y_{\mathcal{L}})$ does not exist in G yet as long as $y_{\mathcal{L}} \notin \{w, w', u\}$ and $y_{\mathcal{L}}$ lies in \mathcal{L} ; see Fig. 12b. Thus, it remains to extend γ starting from its intersection with e to a suitable vertex $y_{\mathcal{L}}$ that is contained in \mathcal{L} .

Consider the curve γ_ℓ of e_ℓ from x_ℓ to v . First, if γ_ℓ is crossing-free, we identify $y_{\mathcal{L}}$ with v and add γ_ℓ to γ ; see Fig. 14a.

Otherwise, γ_ℓ contains a crossing. Assume momentarily that γ_ℓ is crossed by an edge incident to w' . In this scenario, we repeat the argumentation for w' for which this case cannot occur at the same time. Thus, we conclude that e_s must be present. Denote by x_s the crossing between e_ℓ and e_s . We add the curve segment between x_ℓ and x_s to γ .

If the curve of e_s between w_s and x_s is crossing-free, we add it to γ and identify w_s with $y_{\mathcal{L}}$; see Fig. 14b.

Note that in all cases discussed so far, γ is crossing-free when removing e . Thus, when replacing e with $(y_{\mathcal{K}}, y_{\mathcal{L}})$, the number of (I) stays at most the same


 Fig. 14: Identification of $y_{\mathcal{L}}$.

while the number of (III) decreases by at least 1; see Fig. 12b (in this case the dotted edge at w does not exist).

Finally, it remains to consider the case where there is an edge e'_1 crossing e_s . We choose e'_1 such that it is the first edge crossing e_s after x_s when traversing e_s from x_s to w_s . Note that the anchor of e_s is either v or u . If it is u , we observe that e_ℓ , e_s and e'_1 form a heart inside \mathcal{L} (see Fig. 14c); a contradiction to the choice of \mathcal{H} . Thus, the anchor of e_s must be v . In this case, we again choose $y_{\mathcal{L}} = v$ and append the segment between x_s and v to γ . In this case γ will cross (w, w_s) . However, the anchor of (w, w_s) is $y_{\mathcal{L}} = v$ so the number of (I) is maintained. Moreover, since γ intersects (w, w_s) in between e_ℓ and e'_1 the number of (III) still decreases by at least 1 when replacing e with $(y_{\mathcal{L}}, y_{\mathcal{L}})$; see Fig. 12b. \square