

Discrete Prompt Compression with Reinforcement Learning

Hoyoun Jung¹, Kyung-Joong Kim,¹

¹School of Integrated Technology
Gwangju Institute of Science and Technology
123 Chem-dan gwa-gi-ro, Gwangju 61005, Korea
nenomigami@gm.gist.ac.kr, kjkim@gist.ac.kr

Abstract

Instruction-tuned Language Models (LMs) are widely used by users to address various problems with task-specific prompts. Constraints associated with the context window length and computational costs encourage the development of compressed prompts. Existing methods rely heavily on training embeddings, which are designed to accommodate multiple token meanings. This presents challenges in terms of interpretability, a fixed number of embedding tokens, reusability across different LMs, and inapplicability when interacting with black-box APIs. This study proposes prompt compression with reinforcement learning (PCRL), a novel discrete prompt compression method that addresses these issues. PCRL employs a computationally efficient policy network that directly edits prompts. The PCRL training approach can be flexibly applied to various types of LMs, as well as decoder-only and encoder-decoder architecture, and can be trained without gradient access to LMs or labeled data. PCRL achieves an average reduction of 24.6% in token count across various instruction prompts while preserving performance. Further, we demonstrate that the learned policy can be transferred to larger LMs, and through various analyses, we aid the understanding of token importance within prompts.

1 Introduction

Instruction-tuned Language Models (LMs) (Wei et al. 2021; Ouyang et al. 2022; Sanh et al. 2022), such as ChatGPT, are increasingly being used to address various Natural Language Processing (NLP) challenges, offering solutions through task-specific prompts for both individuals and businesses. The design of concise prompts containing only essential information benefits both users and servers. Users gain from reduced query-length dependent, API-usage costs. Servers benefit from shorter prompt designs which aid in overcoming context-window limitations and reduce computational loads. Prompt-compression methods for concise, information-rich prompts are beneficial for the efficient utilization of LMs.

One widely adopted prompt compression approach involves training embeddings that encapsulate the original contexts (Wingate, Shoeybi, and Sorensen 2022; Mu, Li, and Goodman 2023; Chevalier et al. 2023), which uses the *soft* prompt concept (Lester, Al-Rfou, and Constant 2021). The limitations of this approach are: the appropriate embedding token counts must be determined; its inherent properties can

hinder interpretation; it lacks cross-model reusability; and its dependency on gradient access to LMs can make it impractical for scenarios that employ API services. An appealing alternative is compressing by *discrete* prompts which comprise concrete tokens from the vocabulary. Existing research on discrete prompt usage for compression is largely confined to manually crafted prompt generation (Chen, Zaharia, and Zou 2023) and has scope for further improvement. To the best of our knowledge, this is the first study exploring discrete prompt compression.

This study presents a novel prompt compression with reinforcement learning (PCRL) method using discrete prompt compression as shown in Table 1. Drawing on techniques similar to those used in extractive summarization (Schumann et al. 2020; Ghalandari, Hokamp, and Ifrim 2022), the learned policy edits prompts directly thereby reducing non-contributory tokens to the LM output (i.e., generation LM). To decrease the computational overhead associated with compression, we designed a process that simultaneously decides the inclusion or exclusion of each token in a single step. Additionally, the policy integrates a small number of MLP layers with few parameters into lightweight LMs (i.e., policy LM), further improving computational efficiency.

The model is trained by a reward function that balances both the faithfulness of the compressed prompts, and their reduced length, through a policy gradient algorithm (Sutton et al. 1999). Faithfulness is indirectly evaluated by measuring the similarity between the output of the generation LMs when given uncompressed and compressed prompts. This approach enables training the policy without gradients of the LMs, and ensures effective learning even in the absence of data labels. Further, it allows for consistent training regardless of whether the generation LM has a decoder-only or encoder-decoder architecture.

Our model achieved an average 24.6% compression ratio in experiments conducted on various instruction sets, while still maintaining an output quality similar to the original prompts. Additionally, we analyzed the importance of tokens for the response, providing insights that could further refine and optimize the compression technique. Furthermore, we found that the policy learned from a smaller model has demonstrated potential to be transferred to larger and more powerful generation LMs.

Method	Automated	Generalization	Adaptive Compression	Gradient-Free	Transferrable b/w LMs	Interpretability
Manual Prompt	✗	✗	✓	✓	✓	✓
Wingate et al. (2022)	✓	✗	✗	✗	✗	✗
Mu et al. (2023)	✓	✓	✗	✗	✗	✗
Chevalier et al. (2023)	✓	✓	✓	✗	✗	✗
PCRL (Ours)	✓	✓	✓	✓	✓	✓

Table 1: Comparison of different prompt compression methods based on selected desirable properties. Generalization represents the characteristic that allows it to handle new prompts without requiring retraining. A model that is capable of adaptive compression adjusts the length of the compressed prompt according to the length of the original prompt. Gradient-Free methods do not need gradient information from the LMs. Prompts using discrete tokens, rather than embeddings, are often transferable between various LMs.

The contributions of this study can be summarized in three main points:

- We propose the concept of discrete prompt compression and formulate the problem using RL.
- We demonstrate the superior performance of PCRL relative to existing methods, and the transferability of the learned policy to more practical LMs.
- We explore the token characteristics within the prompt that contribute minimally to the LM output.

2 Related Work

2.1 Discrete Prompt Optimization

Prompting has been widely used as a generic method for NLP tasks (Brown et al. 2020; Schick and Schütze 2021; Sanh et al. 2022). Consequently, prompt optimization in LMs has emerged as a significant area of study. For example, prompt tuning optimizes continuous embeddings using gradient descent (Lester, Al-Rfou, and Constant 2021; Liu et al. 2021). In contrast, discrete prompt optimization searches for tokens or exemplars to construct more effective prompts. A study by Shin et al. (2020), utilizes gradient information to search for the best-performing prompt. Prasad et al. (2023) proposed an edit-based search method applicable in gradient-free scenarios. Zhou et al. (2022) leveraged LMs to generate and evaluate prompts. Deng et al. (2022) introduced an RL-based framework that generated optimal prompts to improve the LM’s performance. Another noteworthy study (Zhang et al. 2022), integrated various components of a prompt, including exemplars and verbalizer, and optimized them using RL. Although these studies have made remarkable progress, they have focused on enhancing performance, largely neglecting the prompt compression aspect. Our research aims to bridge this gap by RL with discrete prompts, with the objective of prompt token number reduction while maintaining the performance.

2.2 Prompt Compression

In the prompt compression research field, the majority of the studies adopt a soft prompts concept. Early studies set distillation objectives to minimize the discrepancies between the generative distributions produced by LMs using original prompts and those using continuous embeddings (Wingate,

Shoeybi, and Sorensen 2022). However, this approach required re-optimization for each new prompt, thereby lacking the capability to generate compressed prompts for different prompts. Similar to our work, (Mu, Li, and Goodman 2023) focused on scenarios that involve instruction-tuned LMs. Their approach decomposed a prompt into tasks and inputs, effectively reducing the task component to a few gist tokens. However, our approach differs by aiming to compress the whole prompt. Chevalier et al. (2023), worked on a related project to overcome limited context windows by using compressed summary vectors from long contexts. Building on these prior studies, our research explores the use of discrete prompts for compression, as opposed to soft prompts, and leverages the strength of RL.

2.3 Unsupervised Summarization

Another research perspective is the unsupervised summarization designed for prompts. Our work condenses information into a set of shorter sentences. A few recent studies have framed summarization as a discrete optimization problem. Zhou and Rush (2019) used a pre-trained model with beam search to identify tokens that maximize both fluency and similarity. Schumann et al. (2020) utilized a greedy hill-climbing search strategy to optimize objectives for both fluency and similarity. Narayan, Cohen, and Lapata (2018); Dong et al. (2018); Ghalandari, Hokamp, and Ifrim (2022) implemented extractive summarization through RL, using ROUGE (Lin and Hovy 2003) scores in the design of the reward function. Notably, Ghalandari, Hokamp, and Ifrim (2022), who have an RL setup most similar to ours, train in one-step episodes where a policy predicts extractive labels and immediately receives a reward. However, while most of these summarization studies use human-written summaries as learning targets, our method is distinguished by its use of output responses generated from LMs through prompts.

3 Prompt Compression with RL

3.1 Task

Given a prompt $p = \{x_1, x_2, \dots, x_n\}$, consisting of tokens x_i , a compressed prompt p' is defined as a shorter sequence of tokens. When fed into LMs, it produces a generative distribution $P_{LM}(\cdot|p')$ that is similar to the one yielded by the original prompt $P_{LM}(\cdot|p)$. The output sequence of tokens is

denoted by y , and a function δ quantifies the divergence between the distributions. Specifically, the compressed prompt should satisfy the following condition:

$$\delta(P_{LM}(y|p), P_{LM}(y|p')) < \epsilon, \quad |p'| < |p| \quad (1)$$

The primary objective of our research is to learn a policy π , that compresses a given original prompt p as much as possible. This policy, when applied to a prompt p , generates a shorter prompt $p^\pi = \pi(p)$ that still retains the semantic information of p . We cast this problem as a sequence labeling task of selecting salient tokens from the prompt. For each token x_i , an include/exclude label is assigned, thereby creating a compressed prompt that encompasses only the necessary tokens. The optimization objective of this policy combines two terms: faithfulness and compression ratio, using the balance term β

$$\pi^* = \arg \min_{\pi} [\delta(P_{LM}(y|p), P_{LM}(y|p^\pi)) + \beta (|p^\pi|/|p|)] \quad (2)$$

Common methods that use the *soft* prompt concept usually fix the token length of the compressed prompt as a hyperparameter and minimize the divergence δ as loss through gradient descent. However, challenges arise when practitioners interact with LMs via an API, or when computing their gradients becomes too costly. This often makes it unfeasible to directly access the probability distribution of output tokens $P_{LM}(\cdot|p)$ and the gradient information. To overcome this challenge, we reformulate the problem using RL, taking advantage of the capability of optimizing without a gradient of the LM. Moreover, we switch out the measure of divergence between output distributions $P_{LM}(\cdot|p)$ with a measure of similarity of output sequences $y = LM(p)$. In our model, we adopt the ROUGE score to compute the similarity.

3.2 Training Procedure

We approach the construction of compressed prompts as a problem of discrete prompt optimization, which we address through RL. To accomplish this, we set up a Markov Decision Process (MDP) as follows. Given an initial state, which is the tokenized prompt $p = \{x_1, x_2, \dots, x_n\}$, our policy π outputs binary labels as actions $a = \{a_1, a_2, \dots, a_n\} \in \{0, 1\}^n$ for each token. Each label a_i determines whether the corresponding token will be included or excluded. Following the transition to compressed prompt p^π , a reward $R(p, a)$ is received, calculated from the output sequences of LMs and shortened prompt length. Given that the MDP terminates in a single step, our environment resembles a contextual multi-armed bandit (Lu, Pál, and Pál 2010). In contrast to the traditional bandit problem where only one action and its corresponding reward are available in each episode, our algorithm permits the policy to get rewards with multiple possible actions.

Fig. 1 shows the training procedure of the model. We start by randomly sampling a prompt p from the prompt pool, which is a dataset of prompts that does not require labels. This prompt is processed through the compression policy

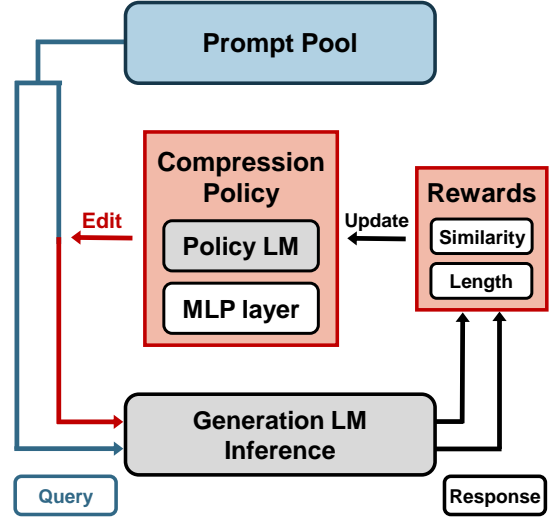


Figure 1: Overall training procedure of PCRL. A prompt is sampled from the prompt pool, edited by the compression policy, and evaluated by comparing the generation LM’s response to the original and edited prompt. The resulting reward is used for policy updates.

π_θ to produce a compressed prompt p^π . Both the original and compressed prompts are then fed into the LMs, yielding two sets of output responses. Subsequently, we calculate the reward based on the measured similarity and the compression ratio of p^π . To balance accuracy and time efficiency during the generation process, we limit the number of generated tokens to T . While a longer generation process could offer a more accurate understanding of similarity, it is also more time-consuming. However, our empirical findings suggest that even a partial generation can be quite enough.

The compression policy $\pi_\theta(a|p)$, parameterized by θ , is trained via the policy gradient algorithm. This process ensures that given an input prompt p , the policy will yields a probability distribution of binary actions a_i for each token. Our objective is to identify the parameter θ which causes $\pi_\theta(a|p)$ to assign a high preservation probability to tokens that convey the essence of the prompts. This aim is accomplished by maximizing the following objective function in relation to the parameters θ :

$$J(\theta) = E_{a \sim \pi_\theta} [R(p, a)] \quad (3)$$

where, π_θ stands for $\pi_\theta(a|p)$. The policy gradient algorithm possesses the following gradient:

$$\nabla_\theta J(\theta) = E [R(p, a) \nabla_\theta \log \pi_\theta(a|p)] \quad (4)$$

To facilitate effective learning, we subtract a baseline from the reward. Similar to previous studies (Paulus, Xiong, and Socher 2018; Celikyilmaz et al. 2018; Dong et al. 2018; Ghalandari, Hokamp, and Ifrim 2022), we adopt the idea of the Self-Critical Sequence Training (SCST) (Rennie et al. 2017). For this training algorithm, $R(p, a)$ is the general reward obtained by executing action a sampled from the cur-

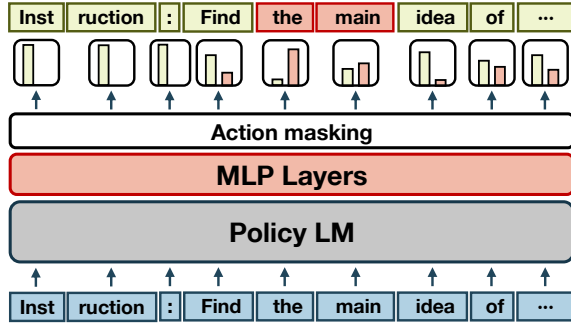


Figure 2: The policy network of PCRL. When a tokenized prompt is inputted, the network outputs an include/exclude probability for each token. If a token is the part of a statement, the exclude action is masked out.

rent policy $\pi(\cdot|p)$. Conversely, the baseline $R(p, \hat{a})$ is derived from executing the action \hat{a} with the highest probability in the current policy.

$$\nabla_{\theta} J(\theta) = E[(R(p, a) - R(p, \hat{a})) \nabla_{\theta} \log \pi_{\theta}(a|p)] \quad (5)$$

In simpler terms, this implies that an action is deemed preferable if it offers a reward that is higher than what the current policy predicts. Considering that both the ROUGE scores and compression ratio, which are used as reward functions, are positive, it becomes necessary to penalize actions that yield relatively lower rewards. Incorporating the baseline helps us to effectively deal with this concern.

One limitation in SCST occurs when the two sequences achieve comparable rewards $R(p, a) \simeq R(p, \hat{a})$: the loss nears zero, and the model has little to learn, wasting a training sample (Laban et al. 2021). Therefore, we enhanced the learning process by sampling k actions from the current policy for the same prompts and calculating the average rewards. Moreover, to reduce instances where the loss is near zero, we added an entropy term to the loss, increasing the probability of sampling diverse actions as demonstrated by Haarnoja et al. (2017). Consequently, we train our model by minimizing the following loss function.

$$\mathcal{L}(\theta) = (R(p, a) - R(p, \hat{a})) \log \pi_{\theta}(a|p) + \alpha \mathcal{H}(\pi(\cdot|p)) \quad (6)$$

The temperature parameter α is responsible for determining the significance of the entropy term.

3.3 Model Architecture

Fig. 2 shows our policy network π_{θ} . We attached binary classification MLP layers to a frozen pre-trained policy LM, used to extract contextual embeddings of tokens. One of the primary motivations behind compressing prompts is the need for lower computational cost, leading us to favor efficient, smaller-scale backbone models such as DistilBERT (Sanh et al. 2019). During training, only the parameters in the attached simple MLP layers are updated. We use action masks to prevent the policy from excluding statement tokens, such as “Instruction:” and “Input:”, to ensure that the

compression ratio reflects the actual reduction of the prompt instead of simply removing these statement tokens. In addition, it is worth noting that the policy LM does not necessarily have to be the same as the generation LM that we are optimizing the prompt for.

3.4 Reward Design

Our reward function must balance between two potentially conflicting terms: faithfulness and reduced length. To account for faithfulness, we define a term based on the ROUGE-L score of two output token sequences generated from the original prompt p and the compressed prompt p^{π} .

$$R_f = \text{ROUGE-L}(LM(p), LM(p^{\pi})) \quad (7)$$

The ROUGE-L score takes into account sentence-level structural similarity, making it suitable as a faithfulness term. To reflect the reduced length, we use the compression ratio, which is the proportion of the reduced token count to the original token count in the prompts. The final reward is given by the following formula:

$$R(p, a) = \begin{cases} |p^{\pi}|/|p| & \text{if } R_f \geq \tau \\ -\lambda & \text{else} \end{cases} \quad (8)$$

If the ROUGE-L score surpasses a certain threshold τ , the model receives the compression ratio as the reward. However, if the score fails to exceed the threshold, the model gets a penalty λ .

A key difference between our approach and typical RL-based summarization (Laban et al. 2020; Ghalandari, Hokamp, and Ifrim 2022) is that we do not account for grammatical correctness. Recent research (Webson and Pavlick 2022; Prasad et al. 2023; Deng et al. 2022) suggests that language models leveraging prompts do not necessarily adhere to human language patterns. Interestingly, prompts that yield high performance tend to be gibberish without a clear human-understandable meaning. Consequently, we did not incorporate grammatical fluency into our reward function. In fact, this aspect presents us with the potential for shorter prompts.

4 Experiments

Through a series of experiments, we demonstrated that PCRL successfully compresses the prompts regardless of the type of generation LMs. For the experiment, we finetuned LMs using a diverse set of instruction data to mimic the off-the-shelf instruction-tuned LMs. Following this, we evaluated the performance of compressed prompts from PCRL on the validation instruction set. Furthermore, we illustrated that the transferability of the compression policy across LMs allows us to learn compression cost-effectively from smaller models, and apply it to larger, and more powerful models.

4.1 Instruction Prompts

Datasets In order to build LMs that can be generalized across various instructions, we used the Alpaca+ data set, following a previous work (Mu, Li, and Goodman 2023).

	Seen			Unseen			Human		
	ROUGE-L	ChatGPT %	Cr	ROUGE-L	ChatGPT %	Cr	ROUGE-L	ChatGPT %	Cr
GPT2-XL									
Original	54.5 (100)	50.0 (100)	0.0	44.5 (100)	50.0 (100)	0.0	23.2 (100)	50.0 (100)	0.0
PCRL (Ours)	51.0 (93.6)	47.3 (94.6)	21.8	42.3 (95.1)	49.1 (98.2)	23.2	20.5 (88.6)	47.1 (94.3)	24.3
Heuristics	33.6 (61.7)	37.8 (75.6)	50.6	34.5 (77.6)	38.9 (77.7)	42.3	16.5 (71.4)	43.8 (87.7)	45.1
FLAN-T5-XL									
Original	44.3 (100)	50.0 (100)	0.0	43.7 (100)	50.0 (100)	0.0	23.3 (100)	50.0 (100)	0.0
PCRL (Ours)	41.1 (92.9)	45.0 (90.0)	27.4	40.6 (92.8)	43.6 (87.2)	25.1	21.1 (90.5)	41.9 (83.8)	27.6
Heuristics	34.4 (77.7)	41.9 (83.8)	47.2	36.1 (82.7)	39.0 (77.9)	39.5	20.2 (86.6)	39.9 (79.8)	42.6

Table 2: Performance of PCRL for instruction prompts, showing ROUGE-L and ChatGPT, with parentheses indicating scores normalized to the Original.

The Alpaca+ dataset consists of a Self-instruct (Wang et al. 2022a) and a Stanford Alpaca (Taori et al. 2023) datasets. More specifically, it is made up of (*tasks, input, answer*) tuples, comprising a total of 104,664 unique tasks, and it is well-suited for experiments involving a diverse set of instructions. The Alpaca+ dataset validation set is categorized into three different sets. The first set, Seen prompts, contains 1,000 prompts where the tasks are already seen in the training set, but the inputs are new. The second set, Unseen prompts, consist of 1,000 prompts that are entirely unknown. The final set includes 252 hand-crafted human prompts, presenting a substantial out-of-distribution (OOD) challenge.

Models To demonstrate that our method can be applied to a variety of text generation LMs, we employed two different architectures. The first is GPT2-XL (Radford et al. 2019), a decoder-only model and the second is FLAN-T5-XL (Chung et al. 2022), an encoder-decoder model. They have 1.5B and 3.0B parameters, respectively. Each of these models was finetuned on the Alpaca+ dataset—three epochs for GPT2-XL and one epoch for FLAN-T5-XL—thereby creating instruction-tuned models for inference. The performance achieved with non-compressed prompts, used as the upper-bound baseline Original, is the standard for evaluating our models.

As another benchmark for discrete prompt compression, we introduced a heuristics method. This method entails eliminating all stopwords and punctuation from the sentences. This approach aligns with findings from previous NLP studies that have indicated that elements such as stopwords and punctuation, which typically convey lesser semantic value, can be disregarded without dramatically impacting the overall understanding (Blanchard 2007; Ek, Bernardy, and Chatzikyriakidis 2020; Sarica and Luo 2021). To determine which words to categorize as stopwords and punctuation, we relied on the stopwords list from the NLTK (Bird, Klein, and Loper 2009) and built-in `string` module in Python.

Evaluation We employ ROUGE-L, ChatGPT, and the compression ratio for our evaluation metrics. ROUGE-L has been previously used in instruction finetuning (Wei et al. 2021; Wang et al. 2022b) and prompt compression work

(Mu, Li, and Goodman 2023). It is used to calculate the similarity between the reference output of the dataset and the output sequence generated by feeding the prompt into LM. It is important to distinguish this usage from the one in reward calculation. While the reward function uses ROUGE-L to calculate the score comparing the sentences generated from the original and compressed prompts, during evaluation, it represents the similarity to the true reference in the dataset. The GPT2-XL has a tendency to continue generating tokens until reaching the maximum token limit. Therefore, we generate tokens up to the number of tokens in reference sentences for both models.

The compression ratio (Cr) is the reduced token count in the compressed prompt divided by that the token count in original prompt. To ensure fairness, we calculate Cr excluding the number of statement tokens (e.g., “Instruction: ”, “Input: ”). This ratio signifies the model’s effectiveness in condensing the original prompt. Due to potential differences between the tokenizers used by the policy and generation LMs, we use the decoded text as a bridge. Tokens are edited based on the tokenizer of the policy LM, while the Cr is calculated using the tokenizer of the generation LM.

The proposed ChatGPT metric (Mu, Li, and Goodman 2023), represents the ratio at which ChatGPT chooses the better response between two options, A and B, for a given task. This metric is considerably faster and more cost-effective than human evaluation, yet it demonstrates an almost identical performance to human annotators in instruction-following tasks. It can be used as a supplement since it can consider more semantic elements than ROUGE-L. The subjects of comparison are the responses of our model’s compressed prompt and the original prompt. If the compressed prompt is close in meaning to the original prompt, a result approximating 50% is expected. The near-human performance of ChatGPT in text annotation and evaluation (Gilardi, Alizadeh, and Kubli 2023; Huang, Kwak, and An 2023; Wang et al. 2023), lends credibility to this measure. The prompt given to ChatGPT follows the previous paper exactly.

Results The experimental results for instruction-following tasks on the entire validation set are detailed in Table 2. In the GPT2-XL model, our compression policy achieves per-

Generation Model (Size)	GPT2-XL		FLAN-T5-XL	
	ChatGPT %	Cr	ChatGPT %	Cr
Falcon-instruct (7B)	43.7 (± 2.0)	22.0	42.2 (± 2.1)	26.9
LLaMa2-chat-hf (7B)	47.3 (± 1.8)	21.7	45.8 (± 1.9)	26.5
FLAN-T5-XXL (11B)	44.8 (± 2.3)	22.2	42.7 (± 1.5)	26.8

Table 3: Transferability of PCRL across different LMs, evaluated using the ChatGPT metric. with parentheses indicating the 95% confidence interval.

formance nearly identical to the original prompts’ ROUGE-L scores and ChatGPT metrics across most validation sets. This was achieved while reducing input tokens by an average of 22.7% for GPT2-XL and 26.4% for FLAN-T5-XL. In the human split set, both the ROUGE-L scores and ChatGPT metrics recorded overall lower scores. In this split, it appears that the ODD challenge is making it difficult for the policy to compress, considering the context.

Our model has significantly outperformed heuristic methods in terms of faithfulness. However, when it comes to the compression ratio, it performs at around half the level. This is because, unlike heuristic approaches, our model is able to reduce tokens appropriately by taking the context into account. Yet, since compression is not solely about reducing the number of tokens but also about preserving the inherent meaning, our model can be functionally considered superior. Detailed results, including the confidence interval, can be found in Appendix Section C.

4.2 Transferring Prompts across LMs

One unique advantage of discrete prompts over soft prompts is they are transferrable across models, due to the common text space instead of the model-specific latent space. (Deng et al. 2022). Leveraging this advantage, we seek to demonstrate the practicality of our model by experimenting with its application to larger and more powerful generation LMs. Essentially, this experiment aims to prove that our method’s use of discrete prompts enables higher flexibility and robustness, making it a valuable tool in various scenarios and across different models.

Experiment We evaluate the transfer ability of our method using a total of 2,252 data points, which is a sum of all the validation sets used in the previous experiment. For this evaluation, we employed three models: LLaMa2 (Touvron et al. 2023), a decoder-only model with 7B parameters; Falcon (Almazrouei et al. 2023), another 7B parameter decoder only model; and FLAN-T5-XXL (Chung et al. 2022), an encoder-decoder architecture with 11B parameters. Specifically, we utilized the `Llama-2-7B-chat-hf` and `falcon-7B-instruct` models, along with the FLAN-T5-XXL, all without any fine-tuning, using them as they originally are. In line with our previous experiments, we compare the output of the original and compressed prompts using the ChatGPT metric, which

Token	Freq Rank	Removal Prob	Token	Freq Rank	Removal Prob
ribe	102	99.97	mine	732	91.54
ify	61	99.96	ated	535	90.60
.	3	98.70	me	40	89.80
a	10	97.86	of	11	89.23
ize	266	97.40	them	138	85.81
.,	588	95.65	an	23	85.72
ate	74	95.45	rite	311	85.01
ose	521	94.38	out	62	84.87
be	49	93.87	the	5	83.89
ze	623	93.63	also	406	80.32

Table 4: Top 20 tokens by removal probability among the 1,000 most frequent tokens.

considers the meaning of the sentence more thoroughly than the ROUGE scores. This allows us to effectively gauge how well our method performs across different models, showcasing its flexibility and potential in adapting to various scenarios.

Results Table 3 presents the transfer results for compression policies applied to various LLMs. These policies were trained using GPT2-XL and FLAN-T5-XL as their generation LMs. The difference in compression ratio due to variations in the tokenizers between the generation LMs was minimal, resulting in a Cr that was nearly identical to that of previous experiments.

Surprisingly, the ChatGPT evaluation was nearly consistent with the results of the original generation models. Specifically, LLaMa2 demonstrated a successful transfer with a win rate of 47.3% in the GPT2-XL model and 45.8% in the FLAN-T5-XL model. Such stability emphasizes the viability of our method, indicating its effectiveness even with updates to the API version or when an entirely different LM is used. These findings underline the robustness and flexibility of our approach, suggesting that it holds considerable promise for practical applications.

Additionally, the performance of FLAN-T5-XXL lagged, despite employing the same training procedure and tokenizer as FLAN-T5-XL. This variation might stem from the finetuning differences on the Alpaca+ dataset, causing a deviation from the performance seen with the original FLAN-T5-XL.

4.3 Analysis

We applied our model to the Alpaca+ train dataset, which consists of a total of 4.47M tokens, to identify the patterns of excluded tokens. Our analysis is focused on the top 1,000 tokens based on appearance frequency out of a total of 25,670 different tokens that occurred in the dataset. Table 4 displays the results for the top 20 tokens with the highest removal probability (Removal Prob), along with their rank in appearance frequency (Freq Rank). The Removal Prob is calculated by dividing the number of times a token is removed by the number of times it appears. The tokenization was performed by the same tokenizer used in the policy LM.

In analyzing the edited prompts, we found that the categories of the eliminated tokens primarily belong to three main groups: stopword, punctuation, and ending. Table 4 includes stopwords such as the articles ‘a’ and ‘the’ as well as certain prepositions. Notably, aligning with our common sense, the article ‘a’ has a much higher probability of being removed compared to ‘the’ which refers to specific things. Punctuation marks such as ‘.’ and ‘,’ are frequently deleted. Endings like ‘ify’ in ‘Identify’ and ‘ribe’ in ‘Describe’ are removed at certain percentage probability.

The following examples show actual compressed prompts, with the content inside parentheses having been removed by the compression policy. Despite these removals, the edited prompts remain interpretable. The following example displays most of the removed word belongs to stopwords, punctuation, and endings.

```
'''
Instruction: Ident(ify) (the) odd one
(out) (.)
Input: Twitter, Instagram, Telegram
Output:
'''
```

Even beyond the categories aforementioned, other words might be removed if the sentence still conveys its meaning. However, elements within the input part tend to be rarely removed.

```
'''
Instruction: Write a story (that)
begins (with) (the) (following)
sentence.
Input: She opened the door to find (a)
tall figure cloaked in shadows(.)
Output:
'''
```

This is likely because many tasks have results that change even with slight variations in the input. Additional tables and examples can be found in the Appendix Section C.

5 Conclusion

In this study, we introduce PCRL, a prompt compression policy utilizing RL. By reducing the number of tokens in the input prompt sent to the LLMs, we successfully overcome limitations related to the context window, thereby cutting down inference time and API usage costs. Our proposed model is trained solely with a generation LMs, without the need for labeled data, and requires only a small number of MLP layers within a frozen LM, making it parameter efficient. Despite being trained on a smaller model, we demonstrated the potential for transferring it to more practical, larger models. Additionally, through further analysis, we provide a deeper understanding of the individual tokens in the prompts that are fed into the LM.

6 Limitations

To reduce the inference cost while training PCRL, we finetuned LMs (GPT2-XL, FLAN-T5-XL) on instruction data and used them as our generation LMs. If we could have used

off-the-shelf models that achieved instruction-following performance without finetuning, a more practical compression policy and more convincing results would have resulted.

One limitation of our approach is the use of an extrinsic compression method. Consideration of prompt meanings and sentence paraphrasing would have further reduced token numbers. This is an area for future research.

Another limitation is in the reward design, where the use of a ROUGE score as a faithfulness term has certain constraints. If the feasible responses in the probability space of the LM’s response do not share similar words, a well-executed response might not receive a high reward. For example, if the task involves inventing a new game, and the compressed prompt suggests a variation of hopscotch while the original prompt suggests a card game, both would have been well-executed, but the faithful term value would be close to zero. In future, this limitation may be overcome using a reward design that takes semantics into greater account, for example, a human preference function.

Acknowledgments

This research was supported by the National Research Foundation of Korea (NRF) funded by the MSIT (2021R1A4A1030075).

References

- Almazrouei, E.; Alobeidli, H.; Alshamsi, A.; Cappelli, A.; Cojocaru, R.; Debbah, M.; Goffinet, E.; Heslow, D.; Lounay, J.; Malartic, Q.; Noune, B.; Pannier, B.; and Penedo, G. 2023. Falcon-40B: an open large language model with state-of-the-art performance.
- Bird, S.; Klein, E.; and Loper, E. 2009. *Natural language processing with Python: analyzing text with the natural language toolkit*. ” O’Reilly Media, Inc.”.
- Blanchard, A. 2007. Understanding and customizing stopword lists for enhanced patent mapping. *World Patent Information*, 29(4): 308–316.
- Brown, T.; Mann, B.; Ryder, N.; Subbiah, M.; Kaplan, J. D.; Dhariwal, P.; Neelakantan, A.; Shyam, P.; Sastry, G.; Askell, A.; et al. 2020. Language models are few-shot learners. *Advances in neural information processing systems*, 33: 1877–1901.
- Celikyilmaz, A.; Bosselut, A.; He, X.; and Choi, Y. 2018. Deep Communicating Agents for Abstractive Summarization. In *Proceedings of the 2018 Conference of the North American Chapter of the Association for Computational Linguistics: Human Language Technologies, Volume 1 (Long Papers)*, 1662–1675.
- Chen, L.; Zaharia, M.; and Zou, J. 2023. FrugalGPT: How to Use Large Language Models While Reducing Cost and Improving Performance. *arXiv preprint arXiv:2305.05176*.
- Chevalier, A.; Wettig, A.; Ajith, A.; and Chen, D. 2023. Adapting Language Models to Compress Contexts. *arXiv preprint arXiv:2305.14788*.
- Chung, H. W.; Hou, L.; Longpre, S.; Zoph, B.; Tay, Y.; Fedus, W.; Li, E.; Wang, X.; Dehghani, M.; Brahma, S.; et al.

2022. Scaling instruction-finetuned language models. *arXiv preprint arXiv:2210.11416*.
- Deng, M.; Wang, J.; Hsieh, C.-P.; Wang, Y.; Guo, H.; Shu, T.; Song, M.; Xing, E.; and Hu, Z. 2022. RLPrompt: Optimizing Discrete Text Prompts with Reinforcement Learning. In *Proceedings of the 2022 Conference on Empirical Methods in Natural Language Processing*, 3369–3391.
- Dong, Y.; Shen, Y.; Crawford, E.; van Hoof, H.; and Cheung, J. C. K. 2018. BanditSum: Extractive Summarization as a Contextual Bandit. In *Proceedings of the 2018 Conference on Empirical Methods in Natural Language Processing*, 3739–3748.
- Ek, A.; Bernardy, J.-P.; and Chatzikyriakidis, S. 2020. How does punctuation affect neural models in natural language inference. In *Proceedings of the Probability and Meaning Conference (PaM 2020)*, 109–116.
- Ghalandari, D.; Hokamp, C.; and Ifrim, G. 2022. Efficient Unsupervised Sentence Compression by Fine-tuning Transformers with Reinforcement Learning. In *Proceedings of the 60th Annual Meeting of the Association for Computational Linguistics (Volume 1: Long Papers)*, 1267–1280.
- Gilardi, F.; Alizadeh, M.; and Kubli, M. 2023. Chatgpt outperforms crowd-workers for text-annotation tasks. *arXiv preprint arXiv:2303.15056*.
- Haarnoja, T.; Tang, H.; Abbeel, P.; and Levine, S. 2017. Reinforcement learning with deep energy-based policies. In *International conference on machine learning*, 1352–1361. PMLR.
- Huang, F.; Kwak, H.; and An, J. 2023. Is chatgpt better than human annotators? potential and limitations of chatgpt in explaining implicit hate speech. *arXiv preprint arXiv:2302.07736*.
- Laban, P.; Hsi, A.; Canny, J.; and Hearst, M. A. 2020. The Summary Loop: Learning to Write Abstractive Summaries Without Examples. In *Proceedings of the 58th Annual Meeting of the Association for Computational Linguistics*, 5135–5150.
- Laban, P.; Schnabel, T.; Bennett, P.; and Hearst, M. A. 2021. Keep it simple: Unsupervised simplification of multi-paragraph text. *arXiv preprint arXiv:2107.03444*.
- Lester, B.; Al-Rfou, R.; and Constant, N. 2021. The Power of Scale for Parameter-Efficient Prompt Tuning. In *Proceedings of the 2021 Conference on Empirical Methods in Natural Language Processing*, 3045–3059.
- Lin, C.-Y.; and Hovy, E. 2003. Automatic evaluation of summaries using n-gram co-occurrence statistics. In *Proceedings of the 2003 human language technology conference of the North American chapter of the association for computational linguistics*, 150–157.
- Liu, X.; Zheng, Y.; Du, Z.; Ding, M.; Qian, Y.; Yang, Z.; and Tang, J. 2021. GPT understands, too. *arXiv preprint arXiv:2103.10385*.
- Lu, T.; Pál, D.; and Pál, M. 2010. Contextual multi-armed bandits. In *Proceedings of the Thirteenth international conference on Artificial Intelligence and Statistics*, 485–492. JMLR Workshop and Conference Proceedings.
- Mu, J.; Li, X. L.; and Goodman, N. 2023. Learning to compress prompts with gist tokens. *arXiv preprint arXiv:2304.08467*.
- Narayan, S.; Cohen, S. B.; and Lapata, M. 2018. Ranking sentences for extractive summarization with reinforcement learning. *arXiv preprint arXiv:1802.08636*.
- Ouyang, L.; Wu, J.; Jiang, X.; Almeida, D.; Wainwright, C.; Mishkin, P.; Zhang, C.; Agarwal, S.; Slama, K.; Ray, A.; et al. 2022. Training language models to follow instructions with human feedback. *Advances in Neural Information Processing Systems*, 35: 27730–27744.
- Paulus, R.; Xiong, C.; and Socher, R. 2018. A Deep Reinforced Model for Abstractive Summarization. In *International Conference on Learning Representations*.
- Prasad, A.; Hase, P.; Zhou, X.; and Bansal, M. 2023. GrIPS: Gradient-free, Edit-based Instruction Search for Prompting Large Language Models. In *Proceedings of the 17th Conference of the European Chapter of the Association for Computational Linguistics*, 3827–3846.
- Radford, A.; Wu, J.; Child, R.; Luan, D.; Amodei, D.; Sutskever, I.; et al. 2019. Language models are unsupervised multitask learners. *OpenAI blog*, 1(8): 9.
- Rennie, S.; Marcheret, E.; Mroueh, Y.; Ross, J.; and Goel, V. 2017. Self-critical sequence training for image captioning. In *IEEE/CVF Conference on Computer Vision and Pattern Recognition*. Institute of Electrical and Electronics Engineers Inc.
- Sanh, V.; Debut, L.; Chaumond, J.; and Wolf, T. 2019. DistilBERT, a distilled version of BERT: smaller, faster, cheaper and lighter. *arXiv preprint arXiv:1910.01108*.
- Sanh, V.; Webson, A.; Raffel, C.; Bach, S. H.; Sutawika, L.; Alyafeai, Z.; Chaffin, A.; Stiegler, A.; Le Scao, T.; Raja, A.; et al. 2022. Multitask Prompted Training Enables Zero-Shot Task Generalization. In *ICLR 2022-Tenth International Conference on Learning Representations*.
- Sarica, S.; and Luo, J. 2021. Stopwords in technical language processing. *Plos one*, 16(8): e0254937.
- Schick, T.; and Schütze, H. 2021. Exploiting Cloze-Questions for Few-Shot Text Classification and Natural Language Inference. In *Proceedings of the 16th Conference of the European Chapter of the Association for Computational Linguistics: Main Volume*, 255–269.
- Schumann, R.; Mou, L.; Lu, Y.; Vechtomova, O.; and Markert, K. 2020. Discrete Optimization for Unsupervised Sentence Summarization with Word-Level Extraction. In *Proceedings of the 58th Annual Meeting of the Association for Computational Linguistics*, 5032–5042.
- Shin, T.; Razeghi, Y.; Logan IV, R. L.; Wallace, E.; and Singh, S. 2020. AutoPrompt: Eliciting Knowledge from Language Models with Automatically Generated Prompts. In *Proceedings of the 2020 Conference on Empirical Methods in Natural Language Processing (EMNLP)*, 4222–4235.
- Sutton, R. S.; McAllester, D.; Singh, S.; and Mansour, Y. 1999. Policy gradient methods for reinforcement learning with function approximation. *Advances in neural information processing systems*, 12.

Taori, R.; Gulrajani, I.; Zhang, T.; Dubois, Y.; Li, X.; Guestrin, C.; Liang, P.; and Hashimoto, T. B. 2023. Stanford Alpaca: An Instruction-following LLaMA model. https://github.com/tatsu-lab/stanford_alpaca.

Touvron, H.; Martin, L.; Stone, K.; Albert, P.; Almahairi, A.; Babaei, Y.; Bashlykov, N.; Batra, S.; Bhargava, P.; Bhosale, S.; et al. 2023. Llama 2: Open foundation and fine-tuned chat models. *arXiv preprint arXiv:2307.09288*.

Wang, J.; Liang, Y.; Meng, F.; Shi, H.; Li, Z.; Xu, J.; Qu, J.; and Zhou, J. 2023. Is chatgpt a good nlg evaluator? a preliminary study. *arXiv preprint arXiv:2303.04048*.

Wang, Y.; Kordi, Y.; Mishra, S.; Liu, A.; Smith, N. A.; Khashabi, D.; and Hajishirzi, H. 2022a. Self-instruct: Aligning language model with self generated instructions. *arXiv preprint arXiv:2212.10560*.

Wang, Y.; Mishra, S.; Alipoormolabashi, P.; Kordi, Y.; Mirzaei, A.; Naik, A.; Ashok, A.; Dhanasekaran, A. S.; Arunkumar, A.; Stap, D.; et al. 2022b. SuperNaturalInstructions: Generalization via Declarative Instructions on 1600+ NLP Tasks. In *Proceedings of the 2022 Conference on Empirical Methods in Natural Language Processing*, 5085–5109.

Webson, A.; and Pavlick, E. 2022. Do Prompt-Based Models Really Understand the Meaning of Their Prompts? In *Proceedings of the 2022 Conference of the North American Chapter of the Association for Computational Linguistics: Human Language Technologies*, 2300–2344.

Wei, J.; Bosma, M.; Zhao, V.; Guu, K.; Yu, A. W.; Lester, B.; Du, N.; Dai, A. M.; and Le, Q. V. 2021. Finetuned Language Models are Zero-Shot Learners. In *International Conference on Learning Representations*.

Wingate, D.; Shoenybi, M.; and Sorensen, T. 2022. Prompt Compression and Contrastive Conditioning for Controllability and Toxicity Reduction in Language Models. In *Findings of the Association for Computational Linguistics: EMNLP 2022*, 5621–5634.

Zhang, T.; Wang, X.; Zhou, D.; Schuurmans, D.; and Gonzalez, J. E. 2022. Tempera: Test-time prompt editing via reinforcement learning. In *The Eleventh International Conference on Learning Representations*.

Zhou, J.; and Rush, A. M. 2019. Simple Unsupervised Summarization by Contextual Matching. In *Proceedings of the 57th Annual Meeting of the Association for Computational Linguistics*, 5101–5106.

Zhou, Y.; Muresanu, A. I.; Han, Z.; Paster, K.; Pitis, S.; Chan, H.; and Ba, J. 2022. Large Language Models are Human-Level Prompt Engineers. In *The Eleventh International Conference on Learning Representations*.

A Implementation Detail

We trained the models using four NVIDIA Tesla V100 GPUs. The training time was approximately 10h for the GPT2-XL model and approximately 24h for the FLAN-T5-XL model. During training, we limited the maximum length of the input sequence for the policy LM to 128 tokens; however, for evaluation, we increased the maximum length to 512 tokens for all models. Despite this significant difference in maximum lengths between training and evaluation, the generalization performance remained stable and did not suffer a significant decline. Our generation approach was predicted greedily, without techniques like sampling or beam search. For our ChatGPT evaluation, we used the `chatgpt-3.5-turbo` api over a period between August 4 and August 11, 2023. Details of the hyperparameters used for PCRL are also provided.

	HyperParameters
Policy LM	DistilRoberta
Hidden Layers	2
Layer Width	4,096
Learning Rate	3e-5
Training steps	4,000 (GPT2-XL) 3,000 (FLAN-T5)
Batch size	32
T (max new token for training)	30
α (entropy coef)	0.001
λ (penalty)	0.01
τ (threshold)	0.9
k (scst)	4

Table 5: Hyperparameters used for PCRL.

	HyperParameters
Learning Rate	5e-5
Num train epochs	3 (GPT2-XL) 1 (FLAN-T5)
Batch size	8
Optimizer	AdamW

Table 6: Hyperparameters used for Instruction-Tuning.

B Prompts Settings

The Alpaca+ dataset consists of three features: instruction, input, and output. For every sample, if the text corresponding to each feature is referred to as `{instruction}`, `{input}`, `{output}`, simple statements like the following are used. The prompt settings for all tasks, including evaluation and training, are the same.

```

'''
Instruction: {instruction}
Input: {input}
Output:
{output}
'''

```

C Additional Results

Additional results from Section 4 are included here.

Token	Freq Rank	Removal Prob	Token	Freq Rank	Removal Prob
ribe	102	99.97	are	28	79.91
ify	61	99.96	to	13	77.67
.	3	98.7).	230	76.46
a	10	97.86	ategor	799	72.05
ize	266	97.40	ve	834	71.76
.,	588	95.65	://	387	71.51
ate	74	95.45	do	77	70.61
ose	521	94.38	late	419	69.34
be	49	93.87	does	210	64.02
ze	623	93.63	another	318	62.49
mine	732	91.54	for	20	60.02
ated	535	90.60	at	82	59.68
me	40	89.80	would	86	54.82
of	11	89.23	they	142	53.57
them	138	85.81	down	268	52.40
an	23	85.73	these	159	52.13
rite	311	85.01	up	116	51.73
out	62	84.87	that	21	51.57
the	5	83.89	st	839	51.40
also	406	80.32	it	26	50.45

Table 7: Top 40 tokens by removal probability among the 1,000 most frequent tokens.

Token	Freq Rank	Removal Prob	Token	Freq Rank	Removal Prob
Create	81	0.000	(space)	4	0.004
Explain	97	0.000	list	57	0.004
sentence	33	0.000	your	41	0.005
words	63	0.000	following	29	0.006
numbers	94	0.000	or	24	0.006
Gener	88	0.000	each	89	0.007
3	46	0.000	new	71	0.007
5	66	0.000	which	95	0.010
whether	79	0.000	Sent	72	0.011
Given	47	0.000	Tell	100	0.014
What	56	0.000	all	75	0.014
article	84	0.001	ence	69	0.015
how	55	0.001	should	90	0.016
why	93	0.001	my	87	0.023
word	64	0.002	I	22	0.023
number	73	0.002	i	85	0.030
Find	59	0.002	not	44	0.040
text	96	0.003	about	39	0.045
given	37	0.003	”	17	0.060
was	67	0.004	4	78	0.061

Table 8: Bottom 40 tokens by removal probability among the 100 most frequent tokens.

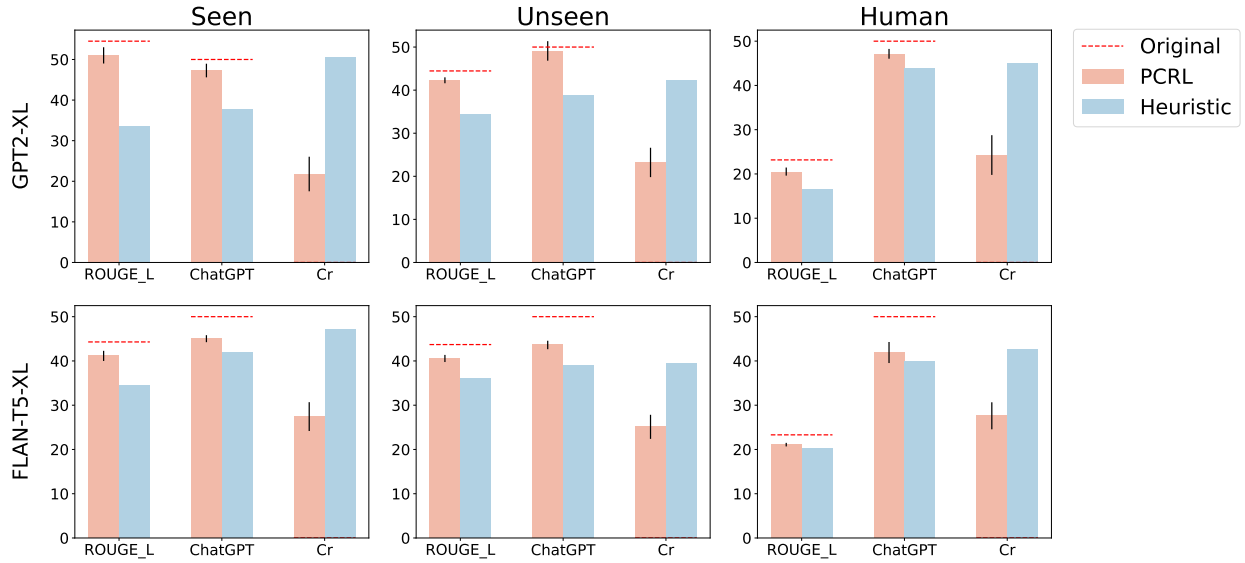


Figure 3: This graph shows detailed experimental results for the instruction prompts from Section 4.1. We carried out five experiments for each model using various random seeds and computed the evaluation metrics. The blue bars illustrate the outcomes of the Heuristic method, while the orange bars display the results of PCRL. The error bars on the orange bars indicate 95% confidence intervals.

Prompt	Instruction: What is your opinion of product x(?) (give) reasons(for) your answer(.) Input: Tesla Model S Output:
Compression ratio	19.04 (5 / 21)
Full instruction response	I think Tesla Model S is a great car. It has a lot of features that make it stand out from other cars. For example, the Aut
Compressed instruction response	I think the Tesla Model S is a great car. It has a lot of features that make it stand out from other cars, and it's very affordable.
Prompt	Instruction: Analy(ze)(the) tone(of)(the) following sentences. Input: I am so upset with you right now Output:
Compression Ratio	25.0 (4 / 16)
Full instruction response	The tone of the sentence is angry and frustrated. It conveys a feeling of hurt and frustration. The speaker is clearly angry and wants to express their
Compressed instruction response	Negative tone. The speaker is expressing their feelings of anger and frustration. I am so upset with you right now I am so upset with you right now
Prompt	Instruction: Rewrite(the) given text and correct grammar, spelling, and punctuation errors(.) Input: If you'd told me year ago that today I would finish a marathon, I would of laughed(.) Your support had a huge affect on me! Output:
Compression Ratio	7.32 (3 / 41)
Full instruction response	If you had told me a year ago that today I would finish a marathon, I would have laughed. Your support had a huge effect on me! I am so grateful for your encouragement and support. It has made all the difference. Thank you!
Compressed instruction response	If you had told me a year ago that today I would finish a marathon, I would have laughed. Your support had a huge effect on me! I am so grateful for your encouragement and support. It has made all the difference. Thank you!

Prompt	Instruction: Edit(the) following sentence(to) make(it) more concise(.) Input: He ran to (the) bus stop in order to catch (the) bus that was due (to) arrive in five minutes(.) Output:
Compression Ratio	25.81 (8 / 31)
Full instruction response	He ran to the bus stop in order to catch the bus that would arrive in five minutes. (5 minutes)
Compressed instruction response	He ran to the bus stop in order to catch the bus that was due to arrive in five minutes.
Prompt	Instruction: (Write)(a) short paragraph about(the) given topic(.) Input: The importance of using renewable energy Output:
Compression ratio	26.67 (4 / 15)
Full instruction response	Using renewable energy sources is essential for reducing our dependence on fossil fuels and helping to mitigate the effects of climate change. Renewable energy sources are plentiful,
Compressed instruction response	Renewable energy is becoming increasingly important as we strive to reduce our environmental impact. It is a clean, sustainable, and abundant resource that can provide us with a reliable and affordable source of energy.
Prompt	Instruction: Use(the) given data(to)(calculate)(the) median(.) Input: [2(,) 3(,) 7(,) 8(,) 10] Output:
Compression ratio	45.0 (9 / 20)
Full instruction response	The median is 4.5. The data is sorted in ascending order, so the median is the middle value in the sorted list. In this case
Compressed instruction response	5.5 median. The data is sorted in ascending order. The median is 5.5. This means that the data is evenly distributed. The data
Prompt	Instruction: Write(a) review(of)(a) recent movie you watched. Input: Parasite (2019) Output:
Compression ratio	26.67 (4 / 15)
Full instruction response	Parasite is a 2019 American science fiction horror film directed by James Wan. It stars Anna Kendrick, Miles Teller, and Joaquin Phoenix.
Compressed instruction response	I recently watched Parasite, a sci-fi thriller from 2019. The film follows a group of scientists who discover a parasitic alien species living on Earth. The aliens
Prompt	Instruction: What(does)(the) author want us(to) think about his/(her) subject(?) Input: Paragraph(:)(The) first thing(that)(comes)(to) mind when(I) think(of) (the) word ("happiness") is (a) smile(.) Smiles(are) contagious(,) (and)(they) (can)(make)(you) feel better about yourself(.) When someone smiles(at)(me)(,) (it) makes(me) want(to) smile back(,) (It)(also) makes(me)(feel) like I(have) done something good(.) Smiles(are) important because(they) show(that) people care about each other(.) They show(that) we(are) happy with our lives(.) Output:
Compression ratio	42.86 (45 / 105)
Full instruction response	The author wants us to think that smiling is a good thing. He/she also wants us to think that people care about each other. He/she
Compressed instruction response	The author wants us to think that happiness is a contagious smile. He/she wants us to think that smiling is important because it shows that we care about each other and and that we are happy with our lives.

Table 9: Additional examples of compressed prompts from GPT2-XL. Any text within parentheses indicates tokens that were excluded. The 'Full Instruction Response' corresponds to the answer given before compression, while the 'Compressed Instruction Response' refers to the answer following compression