

# Temporal Interest Network for Click-Through Rate Prediction

Haolin Zhou<sup>1\*</sup>, Junwei Pan<sup>2\*</sup>, Xinyi Zhou<sup>1</sup>, Xihua Chen<sup>2</sup>, Jie Jiang<sup>2</sup>, Xiaofeng Gao<sup>1</sup>, Guihai Chen<sup>1</sup>

<sup>1</sup> Department of Computer Science and Engineering, Shanghai Jiao Tong University, Shanghai, China

<sup>2</sup> Tencent, Shenzhen, China

{koziello,zhouxy1003}@sjtu.edu.cn, {jonaspan,tinychen,zeus}@tencent.com, {gao-xf,gchen}@cs.sjtu.edu.cn

## ABSTRACT

The history of user behaviors constitutes one of the most significant characteristics in predicting the click-through rate (CTR), owing to their strong semantic and temporal correlation with the target item. While the literature has individually examined each of these correlations, research has yet to analyze them in combination, that is, the quadruple correlation of (behavior semantics, target semantics, behavior temporal, and target temporal). The effect of this correlation on performance and the extent to which existing methods learn it remain unknown. To address this gap, we empirically measure the quadruple correlation and observe intuitive yet robust quadruple patterns. We measure the learned correlation of several representative user behavior methods, but to our surprise, none of them learn such a pattern, especially the temporal one.

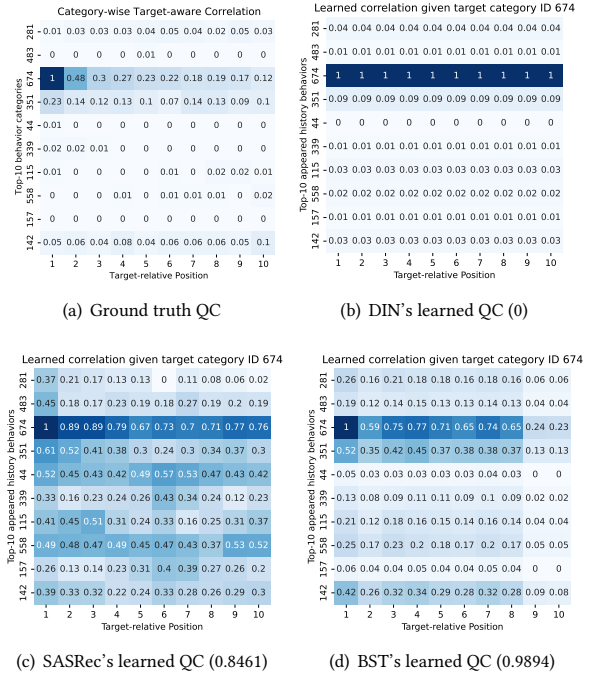
In this paper, we propose the Temporal Interest Network (TIN) to capture the quadruple semantic and temporal correlation between behaviors and the target. We achieve this by incorporating target-aware temporal encoding, in addition to semantic embedding, to represent behaviors and the target. Furthermore, we deploy target-aware attention, along with target-aware representation, to explicitly conduct the 4-way interaction. We performed comprehensive evaluations on the Amazon and Alibaba datasets. Our proposed TIN outperforms the best-performing baselines by 0.43% and 0.29% on two datasets, respectively. Comprehensive analysis and visualization show that TIN is indeed capable of learning the quadruple correlation effectively, while all existing methods fail to do so. We provide our implementation of TIN in Tensorflow<sup>1</sup>.

## 1 INTRODUCTION

User history behaviors constitute a crucial component for click-through rate prediction, owing to the strong semantic and temporal correlations that exist between these behaviors and the target item. While existing user interest methods have been successful in capturing these correlations through the use of recurrent neural networks [9, 39], self-attention [3, 13, 24], or target attention [3, 7, 39, 40], they have primarily focused on either semantic [39, 40] or temporal correlations [16, 30, 33], but not both simultaneously. Consequently, it is worth investigating whether there is a robust quadruple correlation between semantic and temporal aspects of user behavior and the target item. Additionally, it is essential to examine how existing methods may capture this correlation, if it exists.

Motivated by the lack of such analysis, we propose an empirical measurement of the ground truth quadruple correlation by computing the mutual information between behaviors and the target. As illustrated in Fig. 1(a), our results reveal a compelling **quadruple pattern**. Specifically, we observe that behaviors that belong to the

same category as the target (the 3rd row, category 674), are more strongly correlated than those that are not. Furthermore, among these behaviors, those that are temporally close demonstrate a higher degree of correlation.



**Figure 1: The ground truth quadruple semantic and temporal correlation (QC), and the learned correlation in two representation user interest models, DIN and SASRec and BST. Numbers in parentheses represent the Pearson correlation coefficient between ground truth and learned QC.**

We evaluated several representative user interest models DIN [40], SASRec [13] and BST [3] to measure whether they can learn such correlation. However, to our surprise, none of these models are capable of capturing the temporal decaying pattern, as depicted in the 3rd row of Fig. 1(b), 1(c) and 1(d). To capture such correlation, the model must conduct a 4-way interaction over the quadruplet (behavior semantics, target semantics, behavior temporal, target temporal). Nevertheless, existing user interest methods are not equipped to learn such correlation.

For instance, DIN [40] deployed a target-aware attention unit based on semantic embedding, which is limited to capturing only semantic correlation rather than temporal one. SASRec [13] and Bert4Rec [24] leverage positional embedding to model behavior

<sup>1</sup><https://anonymous.4open.science/r/TIN2023>

sequences, but their position is target-agnostic, leading to inadequate modeling of temporal correlations between the target and behaviors. Moreover, their final output layer only allows for 2-order interactions between behaviors and the target, which is insufficient to capture the quadruple correlation, where the target appears twice. Although stacking more blocks may introduce higher-order interactions, the target is still represented only once, which is insufficient. BST [3] multiplies target attention with each behavior, enabling only 3-order explicit interactions, which is also not enough.

To this end, we propose a novel model, Temporal Interest Network (TIN), designed to capture the quadruple semantic and temporal correlation between behaviors and the target. To achieve this, we adopt Target-aware Temporal Encoding (TTE), which applies to both behaviors and the target. Specifically, TTE considers the relative position or time interval of each behavior with respect to the target. To fully capture the quadruple correlation, we incorporate two mechanisms into TIN: Target-aware Attention (TA) and Target-aware Representation (TR). TA and TR both interact each temporally encoded behavior with the target. Finally, we explicitly incorporate a 4-way interaction by multiplying TA with TR. These enhancements improve the performance of our model in capturing the complex relationship between behaviors and the target, thereby showcasing the efficacy of our proposed approach.

Each of the three fundamental components in our proposed TIN, namely Target-aware Temporal Encoding, Target-aware Attention, and Target-aware Representation, plays a critical role in acquiring the quadruple correlation. The absence of target-aware temporal encoding renders the model incapable of capturing any temporal patterns whatsoever. Similarly, the absence of either target-aware attention or target-aware representation restricts the model's ability to capture interactions of up to 3rd order. To empirically validate the significance of each component, we conduct an ablation study on the Amazon dataset. The ablation of TTE, TA, or TR results in a notable decrease in the GAUC by 0.99%, 0.73%, and 0.61%, respectively. It is noteworthy that all existing methods can be considered as special cases of TIN, as they lack one or more of these critical components.

The contribution of this paper can be summarized as follows:

- We pioneer a study aimed at quantifying the quadruple semantic and temporal correlation between behaviors and the target, and our findings reveal the presence of strong quadruple patterns. Furthermore, we investigate the learned quadruple correlation within several representative user interest models and observe their failure to capture such correlation.
- In response to this limitation, we propose a simple yet effective user interest model named Temporal Interest Network (TIN) that successfully captures the quadruple correlation. TIN adopts target-aware temporal encoding to capture the temporal correlation, and incorporate a 4-way interaction by deploying both target-aware attention and representation.
- To validate the superiority of our proposed model, we conduct comprehensive experiments on two publicly available datasets, and the results demonstrate that TIN outperforms state-of-the-art user interest methods. Furthermore, through extensive analysis, we provide compelling evidence that TIN effectively learns the quadruple correlation.

## 2 QUADRUPLE SEMANTIC AND TEMPORAL CORRELATION

We investigate the quadruple semantic and temporal correlation of behaviors using the public Amazon dataset [39, 40]. To capture the temporal information in relation to the target item, we consider the relative position of each behavior. Specifically, for a given user with a history of  $H$  behaviors sorted by time, we assign a target-aware position to the  $i$ -th history behavior  $X_i$  as  $H_i$ , when predicting their response  $Y$  to the target item  $X_t$  in the current request. In order to analyze the semantic correlation, we focus on the category of behaviors and the target item. We quantify the quadruple correlation by the **Category-wise Target-aware Correlation**, as depicted below.

*Definition 1 (Category-wise Target-aware Correlation (CTC)).* CTC with respect to behavior category  $c_i$  at position  $p$  and target category  $c_t$  is defined as the mutual information between behaviors with category  $c_i$  occurring at position  $p$ , denoted as  $\mathcal{X}^{(c_i, p)}$  and the corresponding response on those samples, represented as  $\mathcal{Y}^{c_t} = \{Y_i : c(X_t) = c_t\}$ . Here,  $c(X_t)$  represents the category of target item  $x_t$ :

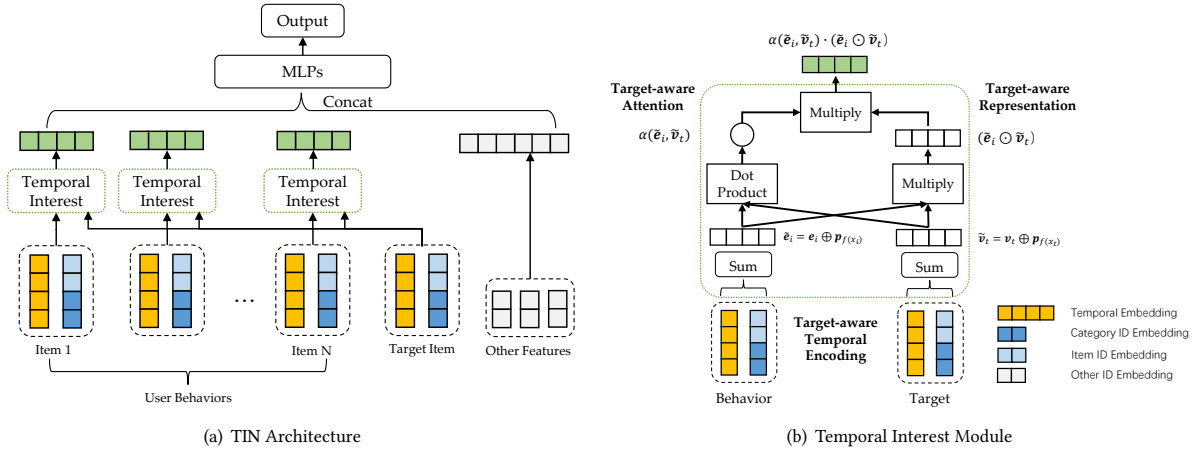
$$\text{Cor}_{(c_i, p), c_t} = \text{MI}(\mathcal{X}^{(c_i, p)}, \mathcal{Y}^{c_t}), \quad (1)$$

The CTC regarding target category  $c_t = 674$  is illustrated in Fig. 1(a). The findings reveal a robust quadruple correlation, characterized by two significant patterns. Firstly, we observe a distinct *category-wise semantic pattern*, where behaviors belonging to the same category as the target (as depicted in the 3rd row) exhibit a higher degree of correlation compared to other behaviors. This pattern underscores the semantic relevance between behaviors and the target category. Secondly, a pronounced *temporally decaying pattern* is evident among behaviors within the same category. This pattern demonstrates a gradual decrease in correlation from the most recent behaviors to the oldest ones.

### 2.1 How do Existing Methods capture Quadruple Pattern?

We are intrigued by the extent to which existing user interest methods capture the observed patterns. To investigate this, we select two representative models: DIN [40], SASRec [13] and BST [3]. We evaluate the learned correlation of these models specifically for the target category 674, as depicted in Fig. 1(b) and Fig. 1(c).

Upon analysis, we find notable disparities in the learned correlations of these models compared to the ground truth one. Firstly, DIN fails to capture any temporal correlation, as evidenced by the absence of decay along positions. Secondly, SASRec demonstrates limited proficiency in learning temporal correlation, as there is a slight decay along positions. However, it falls short in capturing the semantic correlation, as it assigns high learned correlations to many other categories. Lastly, BST exhibits some level of learned semantic correlation. However, it also fails to capture the temporal correlation effectively. These findings shed light on the strengths and weaknesses of each model in capturing the observed quadruple patterns. For a more comprehensive understanding of how we measure the learned correlation of each model, please refer to Sec. 4.4.



**Figure 2: Model Architecture.** 2(a) illustrates the whole architecture of TIN, while 2(b) illustrates the architecture of the Temporal Interest Module.

### 3 TEMPORAL INTEREST NETWORK

#### 3.1 Network Architecture

We adopt the widely used Embedding & MLP paradigm in our approach. To begin, all features from the user side, item side, and context side are transformed into embeddings. We then process user behavior features by a Temporal Interest Module (TIM), generating a fixed-length embedding that captures temporal dynamics. Subsequently, the embeddings from the TIM and other one-hot encoding features are concatenated and fed into Multi-Layer Perceptrons (MLPs). The final output is obtained through a sigmoid function, and the entire model is optimized using the cross-entropy loss. For a visual representation of the network architecture, please refer to Fig. 2.

#### 3.2 Temporal Interest Module

In order to effectively capture the quadruple semantic and temporal correlation between behaviors and the target, our proposed Temporal Interest Module incorporates two key components: a) Target-aware Temporal Encoding: This component is designed to preserve the target-aware temporal information associated with each behavior. b) Target-aware Attention and Target-aware Representation: These components work together to facilitate explicit 4-way interaction. Formally,

$$\mathbf{u}_{\text{TIN}} = \sum_{i \in \mathcal{H}} \underbrace{\alpha(\tilde{\mathbf{e}}_i, \tilde{\mathbf{v}}_t)}_{\text{TA}} \cdot \underbrace{(\tilde{\mathbf{e}}_i \odot \tilde{\mathbf{v}}_t)}_{\text{TR}} \quad (2)$$

The module architecture is illustrated in Fig. 2(b).

**3.2.1 Target-aware Temporal Encoding (TTE).** In addition to encoding the ID features of each behavior as embeddings  $\mathbf{e}_i \in \mathcal{R}^d$  to capture semantic meaning, we also incorporate the temporal information of each behavior, with a particular focus on the *target-aware* temporal aspects. To achieve this, we employ two distinct

methods: Target-aware Temporal Encoding based on Position and Target-aware Temporal Encoding based on Time interval.

*Target-aware Temporal Encoding based-on Position (TTE-P).* In the given behavior sequence comprising  $H$  behaviors, the TTE-P method encodes the temporal information of the  $i$ -th behavior, where  $i$  represents the chronological order from earliest to oldest. Specifically, the TTE-P encodes the relative position of the behavior with respect to the target as  $f_{\text{TTE-P}}(X_i) = H - i + 1$ . The resulting embedding for this behavior is denoted as  $\mathbf{p}_{f_{\text{TTE-P}}(X_i)} \in \mathcal{R}^d$ . Please note that the TTE-P of the target item is assigned a value of 0, representing the origin, and its corresponding embedding is denoted as  $\mathbf{p}_{f_{\text{TTE-P}}(X_t)} = \mathbf{p}_0$ .

*Target-aware Temporal Encoding based-on Time interval (TTE-T).* The TTE-T method encodes the temporal information of the  $i$ -th behavior by considering the time interval between the behavior and the target. Let us denote the timestamp of the  $i$ -th behavior and the target as  $TS_i$  and  $TS_t$ . The time interval between them can be represented as  $\tau_i = TS_t - TS_i$ . To facilitate the learning process, we discretize the time interval when generating the embedding for TTE-T. This is achieved through the use of a function  $b(\cdot)$ , such as equal frequency binning. Consequently, the TTE-T embedding for the  $i$ -th behavior is defined as  $\mathbf{p}_{f_{\text{TTE-T}}(X_i)} = \mathbf{p}_{b(\tau_i)}$ . Similar to TTE-P, the TTE-T of the target item also represents the origin.

Once we obtain the temporal encoding  $\mathbf{p}_{f(X_i)}$  for a behavior  $X_i$ , its final embedding is obtained through element-wise summation with its semantic embedding  $\tilde{\mathbf{e}}_i = \mathbf{e}_i \oplus \mathbf{p}_{f(X_i)}$ . Similarly, the final embedding of the target item  $X_t$ , denoted as  $\tilde{\mathbf{v}}_t = \mathbf{v}_t \oplus \mathbf{p}_{f(X_t)}$ , is obtained by element-wise summation of its semantic embedding  $\mathbf{v}_t$  with the TTE embedding  $\mathbf{p}_{f(X_t)}$ . By combining the semantic and temporal embeddings, we create enriched representations that incorporate both the inherent meaning and the temporal context of the behaviors and the target item.

*TTE v.s. Chronological Order Encoding.* Temporal Target Encoding (TTE) directly encodes the relative position of each behavior

with respect to the target item. However, another commonly used method in the literature [3, 7, 13, 24] is Chronological Order Encoding (COE), which encodes behaviors based on their chronological order from earliest to oldest. Specifically, we denote COE as  $f_{\text{COE}}(X_i) = i$ . While COE is widely adopted, it has limitations as it is target agnostic. This means that it assigns the same weights to behaviors regardless of their relative positions with respect to the target. For instance, consider two behavior sequences with lengths of 10 and 100, respectively. According to COE, the first behaviors of both sequences have the same position, *i.e.*,  $f_{\text{COE}}(X_1) = 1$ . However, their relative positions with respect to the target item differ significantly, *i.e.*, 10 versus 100, indicating varying levels of importance. Unfortunately, COE assigns the same position and encoding embedding to both behaviors, disregarding their distinct importance. There are also other temporal encoding schemes such as timestamp encoding. While timestamp encoding can be considered target-aware as long as the target item is incorporated in the attention or representation component, our experiments reveal that it performs worse than TTE. We will present a comprehensive performance comparison of all temporal encoding methods in Section 4.5.

**3.2.2 Target-aware Attention and Target-aware Representation.** Building upon target attention methods [7, 39, 40], we aim to capture the importance of each behavior  $X_i$  through an attention function. In this regard, we adopt the Scaled Dot-Product [25, 38] as our activation function:  $\alpha(\tilde{e}_i, \tilde{v}_t) = \sigma(\frac{\langle \tilde{v}_t, \tilde{e}_i \rangle}{\sqrt{d}})$ , where  $\sigma(z)$  denotes the softmax function over all behaviors of a given user. Existing methods typically multiply the attention weight with the representation of each behavior and then concatenate it with other feature representations to be fed into Multi-Layer Perceptrons (MLPs). However, it has been observed that MLPs struggle to effectively learn dot product or explicit interactions [23], limiting these methods to conducting only 3-way explicit interactions.

In contrast, our TIN takes a different approach. Each behavior is represented as a second-order representation with respect to the target item, resulting in a target-aware representation:  $\tilde{e}_i \odot \tilde{v}_t$ . By multiplying the target-aware attention (TA) with the target-aware representation (TR), TIN explicitly conducts 4-way interactions, enabling a more effective capture of quadruple correlations. It is important to note that the absence of either TA or TR would cause the model to degenerate, limiting its capability to capture only 3rd or 2nd order correlations. By explicitly incorporating both the target-aware attention and representation, TIN surpasses existing methods by enabling the modeling of higher-order interactions. This enhancement allows for a more comprehensive understanding of the complex relationships and correlations within the data.

### 3.3 Connection to Existing Methods

The Temporal Information (TI), Target-aware Attention (TA) and Target-aware Representation (TR) have been widely used in existing user interest methods for CTR prediction. In order to analyze the presence of these components in each method, we assign a 3-bit code to represent each method, where each bit indicates the existence (✓) or absence (✗) of TI, TA, and TR. It is important to note that TI refers to any form of temporal information, including Temporal/Position Encoding or Recurrent Neural Networks

(RNN), and is not limited to Temporal Target Encoding (TTE). For instance, the code for TIN is ✓✓✓, indicating the presence of all three components. On the other hand, DIN's code is ✗✓✓, as it lacks TI.

Methods such as GRU4Rec, SASRec, TiSASRec, BERT4Rec, and TASER share the same code, ✓✗✓, as they incorporate TI and TR but lack TA. Conversely, other target attention methods like DIEN, DSIN, BST, and DiCycle have the code ✓✓✗, as they lack TR due to the utilization of concatenation and Multi-Layer Perceptrons (MLPs) in Deep Neural Networks (DNNs). It has been demonstrated that such architectures are unable to effectively learn dot product interactions [23]. For a comprehensive overview of each method's code, please refer to Table 5 in the Appendix. Further discussion on these methods can be found in Section 5.

## 4 PERFORMANCE EVALUATION AND ANALYSIS

In this section, we aim to address the following research questions (RQ) through experiments conducted on real-world datasets:

**RQ1:** How does the performance of our proposed Temporal Interest Network (TIN) compare to state-of-the-art methods?

**RQ2:** Is each component of TIN, namely Target-aware Temporal Encoding, Target-aware Attention, and Target-aware Representation, necessary for capturing quadruple correlations? What would be the impact if any of these components were removed?

**RQ3:** How can we effectively measure the learned quadruple correlation of TIN and other methods? To what extent does TIN successfully capture such correlations?

**RQ4:** How do various temporal encoding methods perform in comparison to each other?

### 4.1 Experimental Setting

We assess the effectiveness of our proposed method by conducting evaluations on two widely used Click-Through Rate (CTR) datasets: the Amazon and Alibaba dataset.

- The **Amazon**<sup>2</sup> dataset is derived from real user click behavior on the Amazon e-commerce website. Each user in the dataset has a minimum of five interaction records with various items. To ensure a rigorous evaluation, we adopt the widely employed leave-one-out strategy, as commonly used in related works. Specifically, for each user, we withhold the last interacted item as the positive target item for testing purposes. Additionally, we utilize the items immediately preceding the last interaction as positive target items for validation. The remaining items are then utilized for training the model.
- The **Alibaba**<sup>3</sup> dataset is sourced from the Alibaba advertising platforms. It encompasses a comprehensive collection of data obtained from a random selection of 1.14 million users on Taobao's website, resulting in an 8-day advertising display log comprising 26 million records. We partition the dataset as follows: the samples from the first six days (2017-05-06 to 2017-05-11) are allocated for training purposes, the samples occurring on 2017-05-12 are utilized for validation, and the

<sup>2</sup><http://jmcauley.ucsd.edu/data/amazon/>

<sup>3</sup><https://tianchi.aliyun.com/dataset/56>

**Table 1: Experimental results of TIN, baseline models, and its three ablation variants on the public Alibaba and Amazon dataset. Models with the same background color have the same code.**

Model	Code	Amazon				Alibaba			
		Logloss	$\Delta\%$	GAUC	$\Delta\%$	Logloss	$\Delta\%$	GAUC	$\Delta\%$
Avg Pooling & Concat	XXX	0.4908 (1E-3)	-	0.8445 (2E-3)	-	0.1969 (1E-3)	-	0.6074 (5E-4)	-
Avg Pooling & Product	XX✓	0.4824 (5E-4)	-1.71	0.8523 (8E-4)	+0.92	0.1960 (1E-3)	-0.46	0.6106 (9E-4)	+0.53
DIN'	X✓X	0.4803 (9E-4)	-2.14	0.8536 (4E-4)	+1.08	0.1962 (1E-3)	-0.36	0.6096 (6E-4)	+0.36
DIN	X✓✓	0.4703 (2E-3)	-4.18	0.8590 (1E-3)	+1.72	0.1963 (1E-3)	-0.30	0.6113 (4E-4)	+0.64
GRU4Rec	✓X✓	0.4766 (2E-3)	-2.89	0.8574 (2E-3)	+1.53	0.1972 (1E-3)	+0.15	0.6091 (4E-4)	+0.28
SASRec	✓X✓	0.4837 (7E-3)	-1.45	0.8497 (4E-3)	+0.62	0.1959 (8E-4)	-0.51	0.6091 (4E-4)	+0.28
TiSASRec	✓X✓	0.4722 (3E-3)	-3.79	0.8587 (8E-4)	+1.68	0.1962 (7E-4)	-0.36	0.6100 (8E-4)	+0.43
BERT4Rec	✓X✓	0.4833 (5E-3)	-1.53	0.8501 (2E-3)	+0.66	0.1961 (1E-3)	-0.41	0.6096 (9E-4)	+0.36
TASER	✓X✓	0.4740 (3E-3)	-3.42	0.8581 (5E-4)	+1.61	0.1958 (9E-4)	-0.56	0.6097 (7E-4)	+0.38
DIEN	✓✓X	0.4807 (8E-3)	-2.06	0.8590 (1E-3)	+1.72	0.1973 (9E-4)	+0.20	0.6108 (6E-4)	+0.56
DSIN	✓✓X	0.4726 (2E-3)	-3.71	0.8592 (1E-3)	+1.74	0.1964 (2E-3)	-0.25	0.6106 (9E-4)	+0.53
BST	✓✓X	0.4850 (5E-4)	-1.18	0.8500 (9E-4)	+0.65	0.1959 (2E-3)	-0.51	0.6096 (6E-4)	+0.36
DiCycle	✓✓X	0.4803 (8E-4)	-2.14	0.8554 (1E-3)	+1.29	0.1957 (5E-4)	-0.61	0.6126 (7E-4)	+0.86
TIN	✓✓✓	<b>0.4636</b> (3E-3)	-5.54	<b>0.8629</b> (9E-4)	+2.18	<b>0.1954</b> (2E-3)	-0.76	<b>0.6144</b> (4E-4)	+1.15
TIN w/o TTE	X✓✓	0.4752 (2E-3)	-3.18	0.8544 (8E-4)	+1.17	0.1963 (1E-3)	-0.30	0.6135 (7E-4)	+1.00
TIN w/o TA	✓X✓	0.4758 (3E-3)	-3.06	0.8566 (1E-3)	+1.43	0.1960 (7E-4)	-0.46	0.6094 (8E-4)	+0.33
TIN w/o TR	✓✓X	0.4743 (2E-3)	-3.36	0.8576 (9E-4)	+1.55	0.1965 (2E-3)	-0.20	0.6127 (1E-3)	+0.87

samples from the final day (2017-05-13) are reserved for testing.

For the Amazon dataset, we leverage the `cate_id` and `item_id` fields to construct the embeddings for both the historical behavior and the target item. Specifically, we compose the embedding  $\mathbf{e}_i$  as follows:  $\mathbf{e}_i = [\mathbf{c}(X_i), \mathbf{it}(X_i)]$ , where  $\mathbf{c}(X_i)$  denotes the category embedding of  $X_i$ ,  $\mathbf{it}(X_i)$  represents the item embedding of  $X_i$ , and  $[\cdot]$  denotes the concatenation operator. On the other hand, for the Alibaba dataset, we utilize the `cate_id` and `brand_id` fields. In this case, the embedding  $\mathbf{e}_i$  is constructed as follows:  $\mathbf{e}_i = [\mathbf{c}(X_i), \mathbf{b}(X_i)]$ , where  $\mathbf{b}(X_i)$  denotes the brand embedding of  $X_i$ .

For both datasets, we set the embedding dimension  $d$  to 64 for all feature embeddings. The hidden layers of the two-layer MLP have dimensions of 80 and 40 for the Amazon dataset, and 200 and 80 for the Alibaba dataset. As the optimizer, we employ Adam [14] with a learning rate of 0.001 for the Amazon dataset, and Adagrad [5] with a learning rate of 0.01 for the Alibaba dataset. To ensure consistency and comparability, we maintain the remaining settings identical to those used in DIN on the Amazon dataset, and DSIN<sup>4</sup> on the Alibaba dataset. We evaluate the performance using Logloss and GAUC as the chosen evaluation metrics. To account for variability, each experiment is repeated five times, and we report the mean and standard deviation of the results.

## 4.2 RQ1: Overall Performance Evaluation

We compare TIN with the following user interest methods as baselines: Avg Pooling & Concat [40], Avg Pooling & Product [40], DIN' [40], DIN [40], GRU4Rec [9], SASRec [13], TiSASRec [16], TASER [33], BERT4Rec [24], DIEN [39], DSIN [7], BST [3] and DiCycle [30]. The performance evaluation results are presented

in Table 1. It is evident that Avg Pooling & Concat exhibits the poorest performance on both datasets. This can be attributed to its lack of all three essential components, rendering it incapable of capturing either temporal correlation or semantic correlation (feature interaction). In contrast, Avg Pooling & Product demonstrates a significant performance improvement compared to Sum Pooling & Concat, with gains of 9.2e-3 and 5.3e-3 on each dataset, respectively. This improvement can be attributed to the inclusion of target-aware representation through the product operation, as discussed in [23]. While DIN' performs worse than Avg Pooling & Product on three metrics, except for GAUC on the Alibaba dataset, this can be attributed to the limited expressiveness of Temporal Attention (TA) compared to TR. However, DIN outperforms DIN' due to its incorporation of target-aware representation.

All the remaining methods, namely GRU4Rec, SASRec, TiSASRec, BERT4Rec, TASER, DIEN, DSIN, BST, and DiCycle, take into account temporal information. It is worth noting that many of these methods outperform DIN on the Amazon dataset, as we have demonstrated in Section 2, where we established the presence of a strong target-aware temporal correlation. However, on the Alibaba dataset, some of these methods fail to surpass the performance of DIN. This discrepancy can potentially be attributed to the dense temporal nature of behaviors in the Alibaba dataset, as discussed in detail in Section 4.5. The high density of behaviors in relation to time renders the position information less influential or useful in this context.

TIN achieves a GAUC of 0.8629 on the Amazon dataset, surpassing the performance of the best-performing baseline (DSIN) by 0.43%. Similarly, on the Alibaba dataset, TIN achieves a GAUC of 0.6144, outperforming the best-performing baseline (DiCycle) by

<sup>4</sup><https://github.com/shenweichen/DSIN/tree/master/code>



0.29%. These results demonstrate the superior performance of TIN in comparison to the baselines.

### 4.3 RQ2: Ablation Study

**4.3.1 Disabling Target-aware Temporal Encoding.** Disabling temporal encoding in TIN renders it incapable of learning the temporal behavior-target correlation, consequently failing to capture the quadruple correlation. This deficiency results in a significant performance drop of  $9.9\text{e-}3$  on the Amazon dataset, where a strong temporal behavior-target correlation has been established, as discussed in Section 2. Similarly, on the Alibaba dataset, the performance experiences a drop of  $1.5\text{e-}3$ . This relatively smaller performance drop can be attributed to the narrower time range of behaviors in the Alibaba dataset, which diminishes the strength of the temporal pattern compared to that observed in the Amazon dataset.

**4.3.2 Disabling Target-aware Attention.** In the absence of target-aware attention in TIN, the model regresses to a 2-way interaction solely based on the target-aware representation. Furthermore, excluding the attention mechanism results in a target-aware representation that merely pools the semantic and temporal embeddings from all behaviors, thereby losing the temporal information associated with each behavior. To illustrate this, consider a user with only two behaviors, denoted as  $i$  and  $j$ . The resulting representation can be expressed as:

$$\begin{aligned}\tilde{\mathbf{e}}_i \odot \tilde{\mathbf{v}}_t &= (\mathbf{v}_i \oplus \mathbf{p}_{f(i)}) \odot (\mathbf{v}_t \oplus \mathbf{p}_{f(t)}) + (\mathbf{v}_j \oplus \mathbf{p}_{f(j)}) \odot (\mathbf{v}_t \oplus \mathbf{p}_{f(t)}) \\ &= (\mathbf{v}_i \oplus \mathbf{p}_{f(i)} \oplus \mathbf{v}_j \oplus \mathbf{p}_{f(j)}) \odot (\mathbf{v}_t \oplus \mathbf{p}_{f(t)}).\end{aligned}\quad (3)$$

It is evident that this formulation disrupts the correspondence between each behavior and its respective position. Consequently, this leads to a performance drop of  $7.3\text{e-}3$  and  $8.1\text{e-}3$  on the Amazon and Alibaba datasets, respectively.

**4.3.3 Disabling Target-aware Representation.** Similar to TA, disabling TR makes the model degenerate to 2nd or 3-th order, disable it to capture quadruple correlation well. However, with the presence of position encoding, TIN w/o TR is still able to capture the target-aware temporal correlation to some extent within the target-aware attention. Therefore, even though there is  $6.1\text{e-}3$  and  $2.7\text{e-}3$  performance drop on each dataset, TIN w/o TR beats TIN w/o TA on both datasets and beats TIN w/o TTE on the Amazon dataset.

### 4.4 RQ3: Measurement of Learned Quadruple Correlation

In this section, we outline the methodology for measuring the learned quadruple correlation of various models, including TIN, its three ablated variants, and several representative user interest models. The learned quadruple correlation between behavior  $X_i$  at position  $f(X_i)$  and target  $X_t$  is defined as:

$$\bar{\text{Cor}}(f(i), \mathbf{e}_i, \mathbf{v}_t) = e^z \cdot \|\mathbf{r}\|_2. \quad (4)$$

where  $z$  represents the attention logits and  $\mathbf{r}$  denotes the representation embedding. The exponential of the logits  $e^z$  is taken because the softmax activation function normalizes the exponential of  $z$  across all behaviors. The  $L_2$  norm of the representation,  $\|\mathbf{r}\|_2$ , is

chosen as a measure of its strength, although other norms could also be considered.

For instance, the learned quadruple correlation of TIN can be defined as:

$$\begin{aligned}\bar{\text{Cor}}(f(i), \mathbf{e}_i, \mathbf{v}_t)_{\text{TIN}} &= e^{z_{\text{TIN}}} \cdot \|\mathbf{r}_{\text{TIN}}\|_2 \\ &= e^{\frac{\langle \tilde{\mathbf{e}}_i, \tilde{\mathbf{v}}_t \rangle}{\sqrt{d}}} \cdot \|\tilde{\mathbf{e}}_i \odot \tilde{\mathbf{v}}_t\|_2\end{aligned}\quad (5)$$

For the three ablated variants of TIN, the corresponding ablated component is disabled in the measurement. In the case of DIN, it possesses both TA and TR but lacks temporal encoding. For SAS-Rec, it lacks TA as it solely applies self-attention over behaviors. The learned CTC is measured using the representation, which is simplified as the element-wise product between a COE encoded embedding of the behavior and the target. As for BST, it incorporates TA with COE to capture temporal correlation. However, its representation is target-agnostic since there is no explicit interaction between the behavior and the target.

For a summary of how to measure the learned correlation of all models, please refer to Table 4 in the appendix.

As depicted in Figure 3, the learned quadruple correlation of TIN exhibits a remarkable proximity to the ground truth 3(a). However, when excluding the Target-aware Temporal Encoding (TTE) component, TIN w/o TTE is only capable of learning the semantic correlation between behavior and target categories (as observed in the darkened third row), while failing to capture the underlying temporal pattern. Similarly, when excluding the TA component,

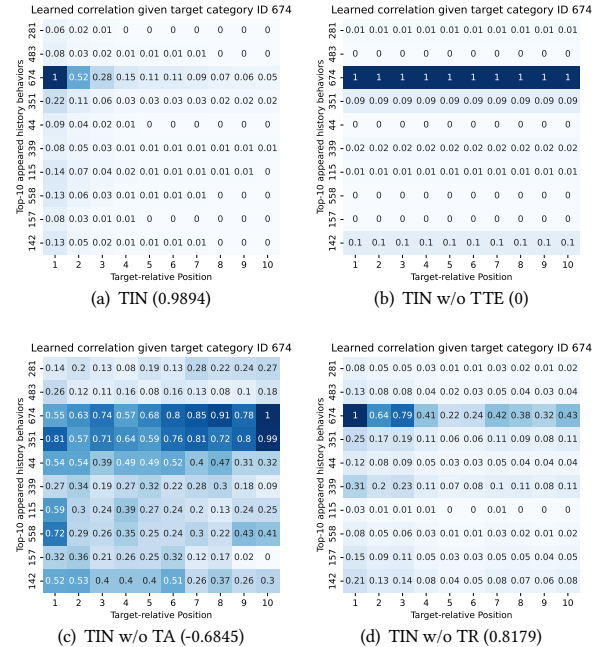
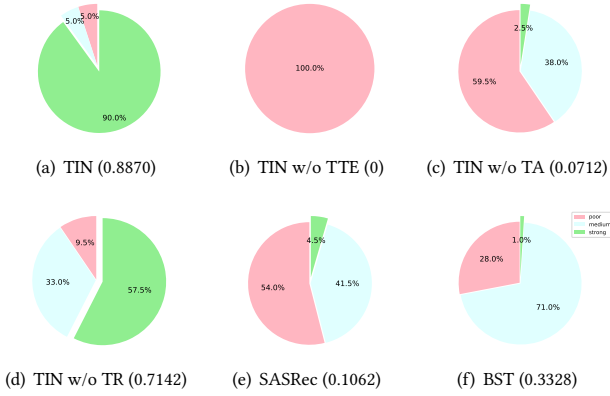


Figure 3: Learned CTC for target item category 674 on the Amazon dataset. The numbers in parentheses represent the Pearson correlation coefficient between the learned CTC and the ground truth CTC in Fig. 1(a) on the behaviors with the same category(3rd row).

TIN w/o TA not only fails to capture the temporal pattern but also struggles to learn the semantic correlation. On the other hand, TIN w/o TR demonstrates decent learning of the temporal pattern, but it falls short in capturing the semantic correlation, as evidenced by the non-zero weights assigned to almost all behaviors from other categories.


*Visualization of quadruple correlation on more categories.* We have also computed the learned quadruple correlation for all the models on the top 200 frequent target categories. To evaluate the correlation between the ground truth and learned CTC, we select the historical behaviors with the same category as the target and calculate the Pearson coefficient. The coefficients are then categorized as follows: poor (range of  $[-1, 0.2]$ ), medium ( $(0.2, 0.8]$ ), and strong ( $(0.8, 1.0]$ ). We plot the distribution of these coefficients across the three bins for TIN and several other models. As depicted in Figure 4, a significant majority (90.0%) of the categories demonstrate a strong ability to learn the CTC in TIN. Similarly, TIN w/o TR also exhibits a commendable performance in learning the CTC. However, the remaining models do not achieve comparable results.



**Figure 4: Distribution of Pearson coefficient regarding ground-truth and learned temporal correlation on the top-200 target categories. The range for poor, medium and strong coefficients are  $[-1, 0.2]$ ,  $(0.2, 0.8]$  and  $(0.8, 1.0]$ , respectively. The results of DIN are omitted as it's the same with TIN w/o TTE.**

*Visualization on User Behavior Sequences.* We have randomly selected two samples (user behavior sequences) and visualized the ground truth and learned CTC for the latest 10 behaviors of each sequence in Figure 5. In the first sequence, 8 out of 10 behaviors share the same category as the target (142). The ground truth CTC exhibits a strong temporally decaying pattern over these 8 behaviors. Notably, both TIN and TIN without Target-aware Representation (TR) successfully capture this correlation, while other models fail to do so. Specifically, DIN', DIN, and TIN without Target-aware Temporal Encoding (TTE) learn the same correlation for all 8 behaviors.

In the second sequence, only 2 behaviors have the same category, displaying an evident temporal decaying pattern. Conversely, the remaining 8 behaviors belong to diverse categories, indicating weak semantic correlation among them. TIN and TIN without TR



**Figure 5: Visualization of ground-truth CTC and learned CTC between behavior sequence and the target item of 2 random samples from the Amazon dataset.**

effectively capture both the temporal and semantic correlations. However, DIN', DIN, and TIN without TTE fail to learn the temporal correlation for the 1st and 3rd behaviors, while TIN without Target-aware Attention (TA) fails to capture the weak semantic correlation in the other behaviors. These visualizations demonstrate the superior performance of TIN in capturing both temporal and semantic correlations in the given behavior sequences.

#### 4.5 RQ4: Comparison of Temporal Encoding Methods

In TIN, we employ TTE-P to encode the target-relative position of historical behaviors. This approach differs from the commonly used self-attention position encoding method, known as Chronological Order Encoding (COE), where behaviors are encoded in chronological order from earliest to oldest. TTE-P distinguishes itself from COE in that behaviors with the same TTE-P may receive different COE values due to variations in sequence length. Consequently, as the sequence length increases, the disparity between TTE-P and COE becomes more pronounced.

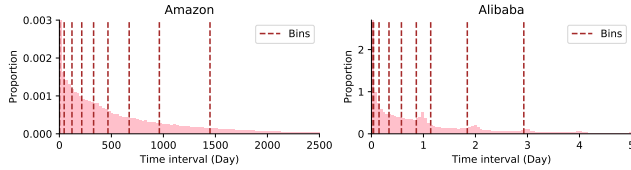
To evaluate the effectiveness of these two temporal encoding methods, we partitioned the Amazon dataset based on the sequence length of samples and conducted a comparative analysis. As presented in Table 2, TTE-P consistently outperforms COE across all sequence length ranges, with the performance gap widening for longer sequences. Unfortunately, we are unable to perform a similar comparison on the Alibaba dataset since most sequences are padded to a fixed length of 50.

Next, we present the comparison results of TTE-P, TTE-T, and Timestamp Encoding on both datasets, as shown in Table 3. To discretize time, we define the function  $b(\cdot)$  as an equal frequency binning approach, ensuring that each range contains an equal number of samples. In this study, we choose to split the time into 10 intervals. Upon replacing TTE-P with TTE-T, we observe an increase in the GAUC by 8.6e-3 on the Amazon dataset, while experiencing

**Table 2: Performance comparison of TTE-P and COE on the Amazon dataset with various behavior sequence length ranges.**

Range of sequence lengths	[1, 5)	[5, 10)	[10, 15)	[15, 20)	[20, 430]
TTE-P	0.8571	0.8630	0.8742	0.8752	0.8728
COE	0.8564	0.8615	0.8718	0.8731	0.8675
$\Delta\%$ (GAUC)	-0.0009	-0.0017	-0.0027	-0.0025	-0.0061

a slight drop of  $0.8e-3$  on the Alibaba dataset. This discrepancy can be attributed to the distinct time ranges of behaviors in the two datasets. The Amazon dataset encompasses review data spanning from 1996 to 2014, whereas the Alibaba dataset comprises user behaviors recorded over a continuous period of 8 days. The extensive time range of the Amazon dataset renders TTE-T more informative than TTE-P. Conversely, on the Alibaba dataset with a relatively short time range, TTE-P proves more effective in capturing temporal patterns.

**Figure 6: Time interval distribution and binning on Amazon and Alibaba dataset.****Table 3: Comparison results between different encoding methods on two dataset.**

	Amazon				Alibaba			
	Logloss	$\Delta\%$	GAUC	$\Delta\%$	Logloss	$\Delta\%$	GAUC	$\Delta\%$
TTE-P	0.4636	-	0.8629	-	0.1954	-	0.6144	-
TTE-T	0.4484	-3.28	0.8703	+0.86	0.1956	+0.10	0.6139	-0.08
Timestamp Encoding, PH	0.4647	+0.24	0.8621	-0.09	0.1960	+0.31	0.6132	-0.20

## 5 RELATED WORK

Deep Interest Network (DIN) [40] introduced the concept of target attention, enabling the learning of attentive weights for each user behavior with respect to a target item. Subsequently, several works have emerged following the DIN framework. For instance, DIEN [39], DSIN [7], and BST [3] focus on modeling interest evolution. MIMN [20], SIM [21], HPMN [22], LimaRec [28], and ETA [2] address the challenge of modeling long sequence interests. Additionally, MIND [15], ComiRec [1], and LimaRec [28] tackle the task of modeling multiple interests.

Another line of research involves target sequential recommenders [13, 17, 18, 31, 32, 34, 36, 37, 41], which aim to capture temporal correlations using either Recurrent Neural Networks (RNN) [9, 26, 35] or Self-Attention mechanisms [13, 16, 19, 24, 27]. Furthermore, temporal encoding has been leveraged in Graph Neural Networks (GNN) [4, 6, 8, 10–12, 29] to capture temporal correlations. However, these approaches are rarely employed for Click-Through Rate (CTR) prediction in industry due to their high computational complexity.

## 5.1 Target Attention Models

We will now discuss several representative target attention methods and their corresponding codes based on the three components of the TIN. DIN consists solely of Target-aware Attention (TA), while DIN' incorporates both TA and Target-aware Representation (TR). In DIEN [39], the Interest Extractor Layer (ExtLayer) and Interest Evolution Layer (EvoLayer) capture Temporal Information (TI) using the Gated Recurrent Unit (GRU). However, ExtLayer lacks both TA and TR, while EvoLayer lacks TR. DSIN [7] employs the Session Interest Extractor (SIE), which applies self-attention over historical behaviors. The Session Interest Activating (SIA) layer computes an attention weight for each behavior based on the behavior itself and the target item. DSIN then feeds the output of SIA to a Concatenation and Multi-Layer Perceptron (MLP) layer. Consequently, DSIN incorporates TI through self-attention and TA via SIA, but it lacks TR due to the usage of Concatenation and MLP. BST [3] combines both TI (achieved through position encoding) and TA using the Transformer model, which can be viewed as an extension of the DIN model. However, BST simply concatenates the output of the Transformer, which represents an attentive pooling of behavior embeddings, with the target item embedding. This concatenated representation then undergoes several MLP layers to make predictions. As mentioned earlier, the Concatenation and MLP approach makes it challenging to learn the dot product (interaction) effectively [23].

## 5.2 Sequential Recommenders

Sequential recommenders such as GRU4Rec [9], BERT4Rec [24], and SASRec [13] capture temporal correlations using either Gated Recurrent Units (GRU) [9] or position embedding [13, 24]. However, these models lack target-aware attention, limiting them only able to capture 2nd or 3rd order interactions.

## 6 CONCLUSION

In this paper, we investigated and identified the crucial quadruple correlation between user behaviors and the target, encompassing both semantic and temporal aspects. However, existing methods have proven inadequate in capturing this intricate relationship. To address this limitation, we propose the Temporal Interest Network (TIN), which aims to explicitly capture the quadruple semantic and temporal correlation. To achieve this, TIN incorporates target-aware temporal encoding alongside semantic embedding to represent both behaviors and the target. Moreover, we employ target-aware attention and target-aware representation to facilitate the explicit 4-way interaction. Comprehensive experiments on two public datasets demonstrate the superiority of TIN over the best-performing baselines. Furthermore, through comprehensive analysis and visualization, we illustrate that TIN excels in learning the quadruple correlation effectively, while existing methods fall short in this regard.

## 7 ETHICAL CONSIDERATIONS

In this study, we adhere strictly to ethical standards<sup>5</sup> to ensure the integrity of our work. The two datasets utilized in our experiments,

<sup>5</sup><https://www.acm.org/code-of-ethics>



namely Amazon and Alibaba, are all publicly available datasets that have undergone anonymization. We emphasize that the publication of this paper and the open-sourcing of our code do not infringe upon individuals' privacy.

## REFERENCES

- [1] Yukuo Cen, Jianwei Zhang, Xu Zou, Chang Zhou, Hongxia Yang, and Jie Tang. 2020. Controllable multi-interest framework for recommendation. In *Proceedings of the 26th ACM SIGKDD International Conference on Knowledge Discovery & Data Mining*. 2942–2951.
- [2] Qiwei Chen, Changhua Pei, Shanshan Lv, Chao Li, Junfeng Ge, and Wenwu Ou. 2021. End-to-End User Behavior Retrieval in Click-Through Rate Prediction Model. *arXiv preprint arXiv:2108.04468* (2021).
- [3] Qiwei Chen, Huan Zhao, Wei Li, Pipei Huang, and Wenwu Ou. 2019. Behavior sequence transformer for e-commerce recommendation in alibaba. In *Proceedings of the 1st International Workshop on Deep Learning Practice for High-Dimensional Sparse Data*. 1–4.
- [4] Zeyuan Chen, Wei Zhang, Junchi Yan, Gang Wang, and Jianyong Wang. 2021. Learning dual dynamic representations on time-sliced user-item interaction graphs for sequential recommendation. In *Proceedings of the 30th ACM international conference on information & knowledge management*. 231–240.
- [5] John Duchi, Elad Hazan, and Yoram Singer. 2011. Adaptive subgradient methods for online learning and stochastic optimization. *Journal of machine learning research* 12, 7 (2011).
- [6] Ziwei Fan, Zhiwei Liu, Jiawei Zhang, Yun Xiong, Lei Zheng, and Philip S Yu. 2021. Continuous-time sequential recommendation with temporal graph collaborative transformer. In *Proceedings of the 30th ACM international conference on information & knowledge management*. 433–442.
- [7] Yufei Feng, Fuyu Lv, Weichen Shen, Menghan Wang, Fei Sun, Yu Zhu, and Keping Yang. 2019. Deep session interest network for click-through rate prediction. In *IJCAI*.
- [8] Lei Guo, Jinyu Zhang, Li Tang, Tong Chen, Lei Zhu, and Hongzhi Yin. 2022. Time Interval-Enhanced Graph Neural Network for Shared-Account Cross-Domain Sequential Recommendation. *IEEE Transactions on Neural Networks and Learning Systems* (2022).
- [9] Balázs Hidasi, Alexandros Karatzoglou, Linas Baltrunas, and Domonkos Tikk. 2015. Session-based recommendations with recurrent neural networks. *arXiv preprint arXiv:1511.06939* (2015).
- [10] Cheng Hsu and Cheng-Te Li. 2021. RetaGNN: relational temporal attentive graph neural networks for holistic sequential recommendation. In *Proceedings of the web conference 2021*. 2968–2979.
- [11] Binbin Hu, Zhengwei Wu, Jun Zhou, Ziqi Liu, Zhigang Huangfu, Zhiqiang Zhang, and Chaochao Chen. 2022. MERIT: Learning Multi-level Representations on Temporal Graphs. *IJCAI*.
- [12] Liwei Huang, Yutao Ma, Yanbo Liu, Bohong Danny Du, Shuliang Wang, and Deyi Li. 2023. Position-enhanced and time-aware graph convolutional network for sequential recommendations. *ACM Transactions on Information Systems* 41, 1 (2023), 1–32.
- [13] Wang-Cheng Kang and Julian McAuley. 2018. Self-attentive sequential recommendation. In *2018 IEEE International Conference on Data Mining (ICDM)*. IEEE, 197–206.
- [14] Diederik P Kingma and Jimmy Ba. 2014. Adam: A method for stochastic optimization. *arXiv preprint arXiv:1412.6980* (2014).
- [15] Chao Li, Zhiyuan Liu, Mengmeng Wu, Yuchi Xu, Huan Zhao, Pipei Huang, Guoliang Kang, Qiwei Chen, Wei Li, and Dik Lun Lee. 2019. Multi-interest network with dynamic routing for recommendation at Tmall. In *Proceedings of the 28th ACM International Conference on Information and Knowledge Management*. 2615–2623.
- [16] Jiacheng Li, Yujie Wang, and Julian McAuley. 2020. Time interval aware self-attention for sequential recommendation. In *Proceedings of the 13th international conference on web search and data mining*. 322–330.
- [17] Muiyang Li, Xiangyu Zhao, Chuan Lyu, Minghao Zhao, Runze Wu, and Ruocheng Guo. 2022. MLP4Rec: A Pure MLP Architecture for Sequential Recommendations. *arXiv preprint arXiv:2204.11510* (2022).
- [18] Chang Liu, Xiaoguang Li, Guohao Cai, Zhenhua Dong, Hong Zhu, and Lifeng Shang. 2021. Noninvasive self-attention for side information fusion in sequential recommendation. In *Proceedings of the AAAI Conference on Artificial Intelligence*, Vol. 35. 4249–4256.
- [19] Zhiwei Liu, Ziwei Fan, Yu Wang, and Philip S Yu. 2021. Augmenting sequential recommendation with pseudo-prior items via reversely pre-training transformer. In *Proceedings of the 44th international ACM SIGIR conference on Research and development in information retrieval*. 1608–1612.
- [20] Qi Pi, Weijie Bian, Guorui Zhou, Xiaoqiang Zhu, and Kun Gai. 2019. Practice on long sequential user behavior modeling for click-through rate prediction. In *ACM SIGKDD International Conference on Knowledge Discovery & Data Mining (KDD)*. 2671–2679.
- [21] Qi Pi, Guorui Zhou, Yujie Zhang, Zhe Wang, Lejian Ren, Ying Fan, Xiaoqiang Zhu, and Kun Gai. 2020. Search-based user interest modeling with lifelong sequential behavior data for click-through rate prediction. In *ACM International Conference on Information & Knowledge Management (CIKM)*. 2685–2692.
- [22] Kan Ren, Jiarui Qin, Yuchen Fang, Weinan Zhang, Lei Zheng, Weijie Bian, Guorui Zhou, Jian Xu, Yong Yu, Xiaoqiang Zhu, et al. 2019. Lifelong sequential modeling with personalized memorization for user response prediction. In *International ACM SIGIR Conference on Research and Development in Information Retrieval (SIGIR)*. 565–574.
- [23] Steffen Rendle, Walid Krichene, Li Zhang, and John Anderson. 2020. Neural collaborative filtering vs. matrix factorization revisited. In *RecSys*. 240–248.
- [24] Fei Sun, Jun Liu, Jian Wu, Changhua Pei, Xiao Lin, Wenwu Ou, and Peng Jiang. 2019. BERT4Rec: Sequential recommendation with bidirectional encoder representations from transformer. In *Proceedings of the 28th ACM international conference on information and knowledge management*. 1441–1450.
- [25] Ashish Vaswani, Noam Shazeer, Niki Parmar, Jakob Uszkoreit, Llion Jones, Aidan N. Gomez, Lukasz Kaiser, and Illia Polosukhin. 2017. Attention is all you need. In *Advances in Neural Information Processing Systems (NeurIPS)*. 5998–6008.
- [26] Chao-Yuan Wu, Amr Ahmed, Alex Beutel, Alexander J Smola, and How Jing. 2017. Recurrent recommender networks. In *Proceedings of the tenth ACM international conference on web search and data mining*. 495–503.
- [27] Liwei Wu, Shuqing Li, Cho-Jui Hsieh, and James Sharpnack. 2020. SSE-PT: Sequential recommendation via personalized transformer. In *Fourteenth ACM Conference on Recommender Systems*. 328–337.
- [28] Yongji Wu, Lu Yin, Defu Lian, Mingyang Yin, Neil Zhenqiang Gong, Jingren Zhou, and Hongxia Yang. 2021. Rethinking Lifelong Sequential Recommendation with Incremental Multi-Interest Attention. *arXiv preprint arXiv:2105.14060* (2021).
- [29] Lianghao Xia, Chao Huang, Yong Xu, and Jian Pei. 2022. Multi-Behavior Sequential Recommendation with Temporal Graph Transformer. *IEEE Transactions on Knowledge and Data Engineering* (2022).
- [30] Sicong Xie, Qunwei Li, Weidi Xu, Kaifeng Shen, Shaohu Chen, and Wenliang Zhong. 2022. Denoising Time Cycle Modeling for Recommendation. In *Proceedings of the 45th International ACM SIGIR Conference on Research and Development in Information Retrieval*. 1950–1955.
- [31] Xu Xie, Fei Sun, Zhaoyang Liu, Shiwu Wu, Jinyang Gao, Jiandong Zhang, Bolin Ding, and Bin Cui. 2022. Contrastive learning for sequential recommendation. In *2022 IEEE 38th international conference on data engineering (ICDE)*. IEEE, 1259–1273.
- [32] Yueqi Xie, Peilin Zhou, and Sunghun Kim. 2022. Decoupled Side Information Fusion for Sequential Recommendation. *arXiv preprint arXiv:2204.11046* (2022).
- [33] Wenwen Ye, Shuaiqiang Wang, Xu Chen, Xuepeng Wang, Zheng Qin, and Dawei Yin. 2020. Time matters: Sequential recommendation with complex temporal information. In *Proceedings of the 43rd international ACM SIGIR conference on research and development in information retrieval*. 1459–1468.
- [34] Wenwen Ye, Shuaiqiang Wang, Xu Chen, Xuepeng Wang, Zheng Qin, and Dawei Yin. 2020. Time matters: Sequential recommendation with complex temporal information. In *Proceedings of the 43rd International ACM SIGIR Conference on Research and Development in Information Retrieval*. 1459–1468.
- [35] Feng Yu, Qiang Liu, Shu Wu, Liang Wang, and Tieniu Tan. 2016. A dynamic recurrent model for next basket recommendation. In *Proceedings of the 39th International ACM SIGIR conference on Research and Development in Information Retrieval*. 729–732.
- [36] Enming Yuan, Wei Guo, Zhicheng He, Huifeng Guo, Chengkai Liu, and Ruiming Tang. 2022. Multi-Behavior Sequential Transformer Recommender. In *Proceedings of the 45th International ACM SIGIR Conference on Research and Development in Information Retrieval*. 1642–1652.
- [37] Fajie Yuan, Alexandros Karatzoglou, Ioannis Arapakis, Joemon M Jose, and Xiangnan He. 2019. A simple convolutional generative network for next item recommendation. In *Proceedings of the twelfth ACM international conference on web search and data mining*. 582–590.
- [38] Zuowu Zheng, Xiaofeng Gao, Junwei Pan, Qi Luo, Guihai Chen, Dapeng Liu, and Jie Jiang. 2022. AutoAttention: Automatic Field Pair Selection for Attention in User Behavior Modeling. *arXiv preprint arXiv:2210.15154* (2022).
- [39] Guorui Zhou, Na Mou, Ying Fan, Qi Pi, Weijie Bian, Chang Zhou, Xiaoqiang Zhu, and Kun Gai. 2019. Deep interest evolution network for click-through rate prediction. In *AAAI*. 5941–5948.
- [40] Guorui Zhou, Xiaoqiang Zhu, Chenru Song, Ying Fan, Han Zhu, Xiao Ma, Yanghui Yan, Junqi Jin, Han Li, and Kun Gai. 2018. Deep interest network for click-through rate prediction. In *SIGKDD*. 1059–1068.
- [41] Kun Zhou, Hui Wang, Wayne Xin Zhao, Yutao Zhu, Sirui Wang, Fuzheng Zhang, Zhongyuan Wang, and Ji-Rong Wen. 2020. S3-rec: Self-supervised learning for sequential recommendation with mutual information maximization. In *Proceedings of the 29th ACM international conference on information & knowledge management*. 1893–1902.

## A SUPPLEMENTARY EXPERIMENTS

### A.1 How to quantify learned CTC of models

We depict how to quantify the learned CTC of exiting methods such as DIN, SASRec and BST, as well as our proposed TIN and its three ablated variants in Tab. 4.

### A.2 Summary of models regarding the three components.

Table 5 presents a comprehensive summary of existing models, including TIN, with respect to three crucial components: Target-aware Temporal Encoding, Target-aware Attention, and Target-aware Representation.

Table 4: Measurement of learned CTC of models.

Model	Overall	Attention	Representation
TIN	$e^{\langle \tilde{e}_i, \tilde{v}_t \rangle} \cdot \ \tilde{e}_i \odot \tilde{v}_t\ _2$	$e^{\langle \tilde{e}_i, \tilde{v}_t \rangle}$	$\ \tilde{e}_i \odot \tilde{v}_t\ _2$
TIN w/o TTE	$e^{\langle e_i, v_t \rangle} \cdot \ e_i \odot v_t\ _2$	$e^{\langle e_i, v_t \rangle}$	$\ e_i \odot v_t\ _2$
TIN w/o TA	$\ (e_i \oplus p_{f_{TTE-P}(i)}) \odot (v_t \oplus p_{f_{TTE-P}(t)})\ _2$	—	$\ \tilde{e}_i \odot \tilde{v}_t\ _2$
TIN w/o TR	$e^{\langle e_i \oplus p_{f_{TTE-P}(i)}, v_t \oplus p_{f_{TTE-P}(t)} \rangle} \cdot \ e_i \oplus p_{f_{TTE-P}(i)}\ _2$	$e^{\langle \tilde{e}_i, \tilde{v}_t \rangle}$	$\ e_i \oplus p_{f_{TTE-P}(i)}\ _2$
DIN	$e^{\langle e_i, v_t \rangle} \cdot \ e_i \odot v_t\ _2$	$e^{\langle e_i, v_t \rangle}$	$\ e_i \odot v_t\ _2$
SASRec	$\ (e_i \oplus p_{f_{COE}(i)}) \odot v_t\ _2$	—	$\ (e_i \oplus p_{f_{COE}(i)}) \odot v_t\ _2$
BST	$e^{\langle e_i \oplus p_{f_{COE}(i)}, v_t \oplus p_{f_{COE}(t)} \rangle} \cdot \ e_i \oplus p_{f_{COE}(i)}\ _2$	$e^{\langle e_i \oplus p_{f_{COE}(i)}, v_t \oplus p_{f_{COE}(t)} \rangle}$	$\ e_i \oplus p_{f_{COE}(i)}\ _2$

Table 5: A summary of all models w.r.t. the three components: Temporal Information (TI), Target-aware Attention (TA), and Target-aware Representation (TR). COE corresponds to chronological order encoding, TTE denotes the proposed target-aware temporal encoding, RTI denotes the Relative Time Interval embedding [16].  $g_{MLP}(\cdot)$  denotes a Multi-Layer Perceptron,  $[\cdot]$  denotes concatenation. The superscripts  $K$ ,  $Q$ , and  $V$  represent independent key, query, and value embedding spaces in self-attention.

Model	Temporal Information?	How	TA	Attention	TR	Representation	Notes on Representation
Avg Pooling & Concat	✗	-	✗	-	✗	$g_{MLP}([e_i, v_t])$	-
Avg Pooling & Product	✗	-	✗	-	✓	$g_{MLP}([e_i, v_t, e_i \odot v_t])$	-
DIN' [40]	✗	-	✓	$\sigma(\langle e_i, v_t \rangle)$	✗	$g_{MLP}([e_i, v_t])$	Concat & MLP's hard to learn dot product [23].
DIN [40]	✗	-	✓	$\sigma(\langle e_i, v_t \rangle)$	✓	$g_{MLP}([e_i, v_t, e_i \odot v_t])$	According to code released by the authors.
SIM [21]	✓	TTE-T	✓	$\sigma(\langle e_i, v_t \rangle)$	✗	$g_{MLP}([e_i, v_t])$	Concat & MLP's hard to learn dot product [23].
GRU4Rec [9]	✓	GRU	✗	-	✓	$\langle h_i, v_t \rangle$	According to open source code.
SASRec [13]	✓	COE	✗	-	✓	$\langle \tilde{e}_i^V, v_t \rangle$	According to Eqn. $r_{t,i} = F_t^{(b)} N_i^T$ of [13].
TiSASRec [16]	✓	COE & RTI [16]	✗	-	✓	$\langle \tilde{e}_i^V, v_t \rangle$	According to Eqn. $r_{t,i} = F_t^{(b)} N_i^T$ of [13].
BERT4Rec [24]	✓	COE	✗	-	✓	$\langle \tilde{e}_i^V, v_t \rangle$	According to Eqn.(7) in [24].
TASER [33]	✓	Temporal Module [33]	✗	-	✓	$\langle \tilde{e}_i^V, v_t \rangle$	According to Eqn.(8,9) of [33]
ExtLayer [39]	✓	AUGRU	✗	-	✗	-	-
EvoLayer [39]	✓	AUGRU	✓	$\sigma(\langle h_i, v_t \rangle)$	✗	$g_{MLP}([h_i, v_t])$	-
DSIN [7]	✓	Bi-LSTM & COE	✓	$\sigma(\langle \tilde{e}_i^K, v_t^Q \rangle)$	✗	$g_{MLP}([\tilde{e}_i^V, v_t])$	Concat & MLP's hard to learn dot product [23].
BST [3]	✓	COE	✓	$\sigma(\langle \tilde{e}_i^K, \tilde{v}_t^Q \rangle)$	✗	$g_{MLP}([\tilde{e}_i^V, v_t])$	Concat & MLP's hard to learn dot product [23].
DiCycle [30]	✓	Time Cycle Module [30]	✓	$\sigma(\langle \tilde{e}_i^K, \tilde{v}_t^Q \rangle)$	✗	$g_{MLP}([\tilde{e}_i^V, v_t])$	Concat & MLP's hard to learn dot product [23].
TIN	✓	TTE	✓	$\sigma(\langle \tilde{e}_i, \tilde{v}_t \rangle)$	✓	$g_{MLP}([\tilde{e}_i, \tilde{v}_t, \tilde{e}_i \odot \tilde{v}_t])$	-
TIN w/o TTE	✗	-	✓	$\sigma(\langle \tilde{e}_i, \tilde{v}_t \rangle)$	✓	$g_{MLP}([\tilde{e}_i, \tilde{v}_t, \tilde{e}_i \odot \tilde{v}_t])$	-
TIN w/o TA	✓	TTE	✗	-	✓	$g_{MLP}([\tilde{e}_i, \tilde{v}_t, \tilde{e}_i \odot \tilde{v}_t])$	-
TIN w/o TR	✓	TTE	✓	$\sigma(\langle \tilde{e}_i, \tilde{v}_t \rangle)$	✗	$g_{MLP}([\tilde{e}_i, \tilde{v}_t])$	-