

How To Overcome Confirmation Bias in Semi-Supervised Image Classification By Active Learning

Sandra Gilhuber^{*1,2}(✉), Rasmus Hvingelby^{*3}, Mang Ling Ada Fok³, and Thomas Seidl^{1,2,3}

¹ LMU Munich, Germany {gilhuber,seidl}@dbs.ifi.lmu.de

² Munich Center for Machine Learning (MCML), Germany

³ Fraunhofer IIS, Germany rasmus.hvingelby@iis.fraunhofer.de

Abstract. Do we need active learning? The rise of strong deep semi-supervised methods raises doubt about the usability of active learning in limited labeled data settings. This is caused by results showing that combining semi-supervised learning (SSL) methods with a random selection for labeling can outperform existing active learning (AL) techniques. However, these results are obtained from experiments on well-established benchmark datasets that can overestimate the external validity. However, the literature lacks sufficient research on the performance of active semi-supervised learning methods in realistic data scenarios, leaving a notable gap in our understanding. Therefore we present three data challenges common in real-world applications: between-class imbalance, within-class imbalance, and between-class similarity. These challenges can hurt SSL performance due to confirmation bias. We conduct experiments with SSL and AL on simulated data challenges and find that random sampling does not mitigate confirmation bias and, in some cases, leads to worse performance than supervised learning. In contrast, we demonstrate that AL can overcome confirmation bias in SSL in these realistic settings. Our results provide insights into the potential of combining active and semi-supervised learning in the presence of common real-world challenges, which is a promising direction for robust methods when learning with limited labeled data in real-world applications.

Keywords: active learning · semi-supervised learning · confirmation bias

1 Introduction

The success of supervised deep learning models largely depends on the availability of sufficient, qualitative labeled data. Since manual annotation is time-consuming and costly, various research directions focus on machine learning with limited labeled data. While Active Learning (AL) [5, 55] aims to label only

* Equal contribution

the most informative and valuable data intelligently, semi-supervised learning (SSL) [9, 14, 58] aims to exploit the information in the unlabeled pool without asking for new labels. Given the complementary nature of SSL and AL, it is intuitive to explore their integration within a unified framework to maximize the utilization of the available data. However, the effectiveness of AL has been questioned recently [43, 12, 8, 41]. Some works show that other learning paradigms capable of exploiting the unlabeled data do not experience added value from biased and intelligent data selection through AL [12].

However, these findings are mainly based on experiments on well-established, clean benchmark datasets. But, an excessive emphasis on benchmark performance can result in diminishing returns where increasingly large efforts lead to ever-decreasing performance gains on the actual task [39, 62]. As a result, an exclusive evaluation of such benchmarks can raise concerns about the transferability of these results to challenges in real-world applications. Therefore, we review the literature on AL to understand which datasets are commonly used for evaluation and to what extent AL has been combined with SSL.

Toward a better understanding, we first categorize existing AL methods into four groups, namely uncertainty sampling, representativeness sampling, coverage-based sampling, and balanced sampling. Second, we introduce the following three real-world challenges: (1) *Between-class imbalance* (BCI), where the distribution over class instances is non-uniform, (2) *within-class imbalance* (WCI), where the intra-class distribution is non-uniform, and (3) *between-class similarity* (BCS), where the class boundaries are ambiguous. In our experiments, we demonstrate that each of these real-world challenges introduces confirmation bias reinforcing biased or misleading concepts toward SSL. Moreover, randomly increasing the labeled pool may not effectively address the posed challenges. In fact, the results stagnate early or are even worse than plain supervised learning. In contrast, we evaluate simple AL heuristics on the introduced challenges and show that active data selection leads to much better generalization performance in these cases. This provides empirical evidence of the benefits of incorporating AL techniques to mitigate the impact of real-world challenges in SSL.

Our main contributions are:

- We provide a thorough literature review on the real-world validity of current evaluation protocols for active and semi-supervised learning. We find that the combination is especially understudied in real-world datasets.
- We explore well-established SSL methods in three real-world challenges and find that confirmation bias in SSL is a problem in all studied challenges and leads to degraded performance.
- We show that, in contrast to random selection, *actively* increasing the labeled pool can mitigate these problems.

2 Related Work

The advantages of AL have been questioned due to the strong performance of methods exploiting knowledge available in unlabeled data [43, 12, 8].

Given AL aims to increase model performance while decreasing annotation efforts, it is important not to focus on AL in isolation when other training techniques can lead to improvements in model performance. This makes the evaluation of AL challenging [42] as there are many ways to configure AL, and it can be hard to know upfront what works in a real-world scenario.

Our focus is specifically on three realistic data scenarios that can lead SSL to underperform due to confirmation bias.

2.1 Real World Considerations in Machine Learning

The evaluation of the algorithmic progress on a task can be separated into *internal* validity and *external* validity [39]. When benchmark results are internally valid, the improvements caused by an algorithm are valid within the same dataset. However, the overuse of the same test sets in benchmarks can lead to adaptive overfitting where the models and hyperparameters yielding strong performance are reused, and the improvements are not necessarily caused by algorithmic improvements. On the other hand, external validity refers to whether improvements also translate to other datasets for the same task. It has been observed that an excessive emphasis on benchmark performance can result in diminishing returns where increasingly large efforts lead to smaller and smaller performance gains on the actual task [39, 62]. To improve the validity of benchmark results, it is important that the datasets used for evaluation reflect the data challenges that occur in real-world scenarios.

Considering data challenges has been a well-studied field in machine learning. Lopez et al. [40] investigate how data intrinsic characteristics in imbalanced datasets affect classification performance and specify six problems that occur in real-world data. Both [59] and [68] also focus on imbalanced data and discuss difficulty factors that deteriorate classification performance. [59] further demonstrates that these factors have a larger impact than the imbalance ratio or the size of the minority class. [16] investigates data irregularities that can lead to a degradation in classification performance. However, to the best of our knowledge studying data challenges in limited labeled scenarios has not yet been well studied [49, 67, 42].

2.2 Evaluation of AL in the Literature

To get an understanding of the data commonly used for evaluation in limited labels scenarios, we performed a literature overview of the papers published in 13 top-venue conferences¹ within Artificial Intelligence, Machine Learning, Computer Vision, Natural Language Processing and Data Mining between 2018 and 2022. We selected papers for screening if "active learning" occurs in the title and abstract, resulting in 392 papers. When screening, we included papers that empirically study the improvement of machine learning models for image

¹ ACL, AAAI, CVPR, ECCV, ECML PKDD, EMNLP, ICCV, ICDM, ICLR, ICML, IJCAI, KDD, and NeurIPS

classification when expanding the pool of labeled data, as is common in AL papers. Based on this inclusion criteria, we first screened the title and abstracts, and if we could not exclude a study only on the title and abstract, we did a full-text screening. Following this screening process, we identified 51 papers.

We find that 47 (94%) of the studies experimented on at least one benchmark dataset, and 38 (75%) of the studies experiments solely on benchmark datasets². To understand how common it is to evaluate AL in more realistic data scenarios, we count how many papers consider the data challenges BCI, WCI, or BCS or experiments on non-benchmark datasets. We find that 23 (45%) papers consider real-world data challenges or evaluate non-benchmark datasets. The most common data challenge is BCI which 15 (29%) of the papers are considering. As AL can be improved with other training techniques, we look at how many papers combine AL and SSL and find that this is done by 13 (25%) of the papers. However, only 5 (10%) evaluate the performances in realistic scenarios. An overview can be found in the Appendix.

3 Learning with Limited Labeled Data

Given an input space \mathcal{X} and a label space \mathbf{Y} , we consider the limited labeled scenario where we assume a small labeled pool $\mathcal{X}^l \subset \mathcal{X}$ and a large unlabeled data pool $\mathcal{X}^u = \mathcal{X} \setminus \mathcal{X}^l$. We want to obtain a model $f(x; \theta) \rightarrow \mathbb{R}^C$ where parameters θ map a given input $x \in \mathcal{X}$ to a C -dimensional vector. Supervised learning trains a model on \mathcal{X}^l while SSL utilizes both \mathcal{X}^l and \mathcal{X}^u .

3.1 Semi-Supervised Learning (SSL)

Many approaches to leverage both labeled and unlabeled data have been suggested in the literature [14, 61]. More recently, the utilization of deep learning in SSL has shown impressive performance, and especially different variants of consistency regularization and pseudo-labeling have been studied [67].

Pseudo-labeling [34] uses the model’s prediction on the instances in \mathcal{X}^u to filter highly confident samples and include those with their respective pseudo-label in the next training iteration. Pseudo-labeling is a simple and powerful technique for utilizing \mathcal{X}^u . However, a model producing incorrect predictions reuses wrong information in training. This is known as confirmation bias [3] and can greatly impact model performance.

Consistency Regularization [58, 9] exploits \mathcal{X}^u by encouraging invariant predictions when the input is perturbed, thereby making the model robust to different perturbed versions of unlabeled data. Perturbations of the data can be obtained by introducing random noise to the input data or utilizing data augmentations [58]. Some methods rely heavily on data augmentations which assume that label-preserving data augmentations are available when applying

² We consider benchmark datasets as the well-established MNIST, CIFAR10/100, SVHN, FashionMNIST, STL-10, ImageNet (and Tiny-ImageNet), as well as Caltech-101 and Caltech-256.

such methods in real-world use cases. Using consistency regularization in combination with pseudo-labeling helps improve the generalizability through the perturbed data, which can further enforce the confirmation bias if the model predictions are wrong.

3.2 Active Learning (AL)

AL alternates between querying instances for annotation, and re-training the model $f(x; \theta)$ on the increased labeled pool until an annotation budget is exhausted or a certain performance is reached. The so-called acquisition function of an AL strategy determines which instances in \mathcal{X}^u are most valuable and should be labeled to maximize the labeling efficiency. We use the following taxonomy to distinguish between active acquisition types.

Instance-Level Acquisition Each unlabeled instance $x \in \mathcal{X}^u$ is assigned a scoring individually, independent of already selected instances, and enables a final ranking of all unlabeled instances.

Uncertainty sampling aims to query instances carrying the most novel information for the current learner. Popular estimates are least-confidence, min margin, or max entropy selection [55]. These methods usually query near the class boundaries as illustrated in Figure 2a. The 2D t-SNE visualization of MNIST shows a mapping of margin uncertainty, where red indicates high and blue indicates low uncertainty. Other methods aim to measure model confidence [22] and to distinguish between aleatoric and epistemic uncertainty [44].

Representative sampling assigns higher scores to instances representative of their class or a certain local region. The central idea is not to select instances to eliminate knowledge gaps in the current learning phase but to find instances that have the *highest impact* on most other instances because, e.g., they are representative of a class or they are similar to many other instances.

One way to define representativeness is to measure centrality, for instance, by exploiting a preceding partitioning and selecting the most central instance of each partitioning [52, 78]. Another estimate for representativeness is density, i.e., how many (similar) instances are in the near surrounding of a data point [17, 64]. In Figure 2b, the colors indicate the negative local outlier score [11] mapped onto the 2D representation of MNIST, which is here used as an indicator for representativeness. A representativeness selection strategy would favor instances in the denser red regions in the center of the clusters.

Distribution-Level Acquisition In contrast to instance-level, distribution-level acquisition refers to selection strategies that do not consider individual scores for each instance but strive to optimize the distribution of all selected

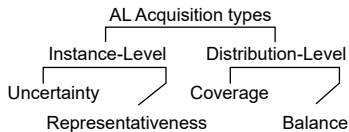


Fig. 1: AL Acquisition Types

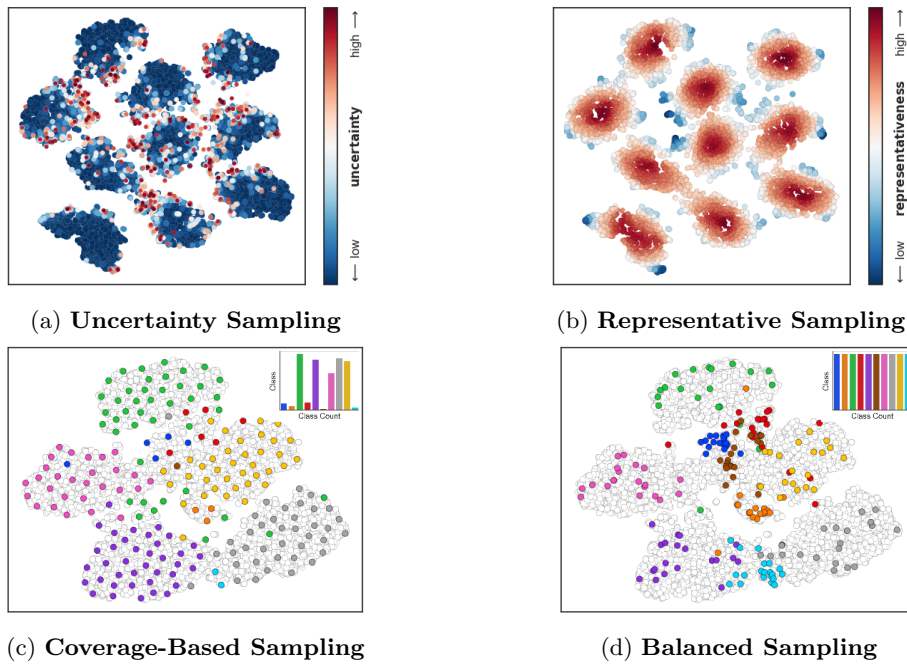


Fig. 2: Exemplary illustration of different acquisition types.

instances. A clear ranking is usually not possible because the worthiness of the next best instance depends on which instance(s) is (have been) selected before.

Coverage-based sampling, sometimes referred to as diversity sampling, aims to cover the given data space to avoid overlap of information best. The goal is to select as diverse instances as possible to maximize the richness of information in the labeled dataset. The most prominent method of this category is k-Center-Greedy which maximizes the distance in the feature space between the queried and the labeled instances [54]. Coverage, or diversity, is a popular companion in hybrid approaches to assist batch-selection acquisitions [4, 31, 52].

Balanced sampling aims to balance the number of samples per class and is especially suited for imbalanced datasets. This subtype is often combined with other acquisition types, as it does not necessarily select the most valuable instances on its own [1, 7, 20]. Figure 2c depicts coverage sampling on an imbalanced version of MNIST where the data space is evenly covered. In contrast, Figure 2d shows balanced sampling where the selected class counts are uniformly distributed.

There is an abundance of hybrid methods combining two or more of the described concepts [4, 21, 31, 52, 70]. However, in this work, we focus on highlighting the potential of AL in general and only consider disjoint baseline methods from each category. For an overview of deep AL methods, we refer to [53, 69, 72].

4 Three Real-World Data Challenges

In the following, we introduce three realistic data challenges. We then present three datasets that demonstrate these challenges on the well-known MNIST task, which we later analyze in our experiments.

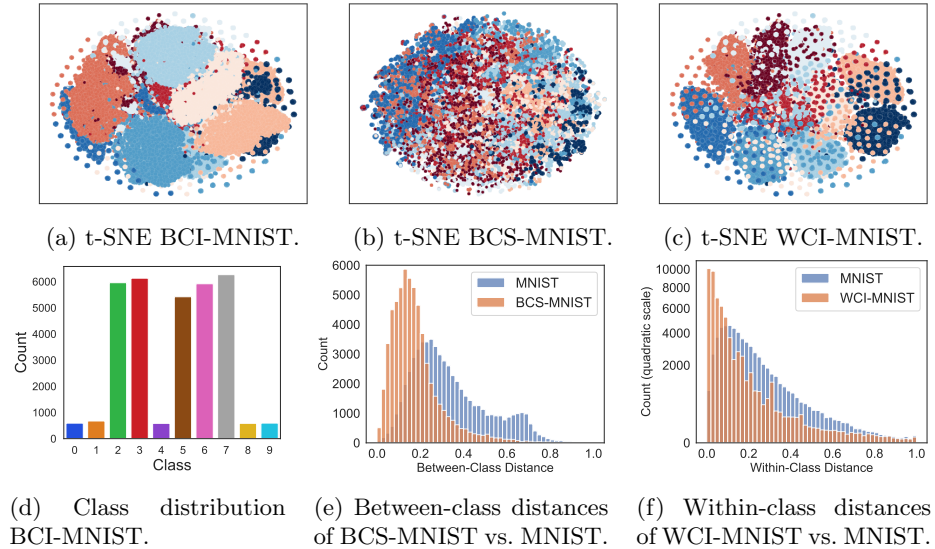


Fig. 3: Three realistic challenges (BCI, BCS, WCI) demonstrated on MNIST.

4.1 Between-Class Imbalance (BCI)

Among our challenges, Between-Class Imbalance (BCI) is the most considered in the literature and is a well-known challenge for supervised machine learning models. Imbalanced class distributions pose a problem for SSL methods where unlabeled data is often assumed to be distributed similarly to the labeled data and balanced class distributions. BCI can pose a problem for SSL when there is a mismatch between the labeled and unlabeled class distributions [49] or simply because some classes are generally underrepresented in both the unlabeled and labeled pool [27]. However, class distributions in real-world datasets often follow a long-tail distribution. While class imbalance has been studied for both AL and SSL separately, an open question remains regarding how to leverage AL techniques to address the negative effects of class imbalance in SSL.

4.2 Between-Class Similarity (BCS)

Another category of data challenges is Between-Class Similarity (BCS). In real-world datasets, the boundaries between classes can be hard to draw. Instances

within the same class can differ widely, and conversely, instances from different classes can be very similar. High within-class diversity and similarity between classes happens naturally in many image classification tasks, e.g., diatom or plankton classification [63] or within histopathology [60].

Datasets with BCS are a challenge for techniques that rely on unlabeled data for model training, since that contradicts the basic assumptions of SSL. For instance, according to [13], Fixmatch exacerbates confusion when instances across classes are similar. The degree of BCS determines whether it is advantageous to sample from class boundaries while the classes can still be differentiated or to prioritize selecting representative instances without ambiguity in the class assignment. Consequently, this challenge presents an opportunity for AL to identify and label such samples. This problem does not only occur on hard-to-solve tasks with high aleatoric uncertainty. Ambiguous label information can also occur due to the labeling procedure e.g. when data is labeled by multiple annotators which can introduce labeling variations [51], or when labels are acquired automatically [36, 62]. Label noise can have a large impact on SSL as the model is more prone to confirm learned mistakes leading to confirmation bias [37].

Common usage of SSL methods for noisily labeled data is to simply remove noisy labels and continue training with conventional SSL [2]. Alternatively, some algorithms distinguish between cleanly labeled, noisily labeled, and unlabeled data enabling the usage of a massive amount of unlabeled and noisy data under the supervision of a few cleanly annotated data. However, directly coupling the data selection actively to the training can be an easy and thus attractive solution to directly account for label noise or ambiguous class labels without post-processing wrong labels or complex algorithms and wasted labeling efforts.

4.3 Within-Class Imbalance (WCI)

Imbalance is not only a problem across classes but also within classes [28, 26]. Although instances might belong to the same class, they can have a high variability due to, e.g., pose, lighting, viewpoint, etc. To obtain a model with the most discriminative capabilities, it must be exposed to the variation within the class.

Within-class imbalance (WCI) occurs in many real-world problems. In medical imaging, subgroups such as race or gender exist within classes and are often imbalanced [65]. Similarly, in microscopic classification, the images might have different viewpoints forming diverse [63] and imbalanced [35] subclusters. In automatic defect detection for manufacturing systems, the different types of defects are often all grouped into the same superordinate class and can be very diverse and imbalanced [26]. It has also been shown that repetition of subclasses containing highly similar samples occurs in commonly used image classification benchmark datasets [10], leading to some subclasses that contain redundant semantic information being overrepresented.

WCI, similar to BCI, leads to the minority subclass being exposed less in the optimization process and contributing less to the final model. This leads to a bias towards the majority subclass and suboptimal performance of the

learned model. The difference between WCI and BCI lies in the lack of subclass labels. This deems common solutions for BCI that rely on sampling or cost-aware learning irrelevant for WCI as they rely on class labels.

4.4 Challenge Construction

To gain insights into how SSL and AL perform when the data challenges are present, we propose three datasets based on MNIST to reflect the challenges. We intentionally use MNIST as we can isolate any effects of the data challenges instead of the potential complexity of the learning task.

BCI-MNIST We construct a between-class imbalanced version of MNIST (BCI-MNIST), where 50% of the classes only contain approximately 10% of the instances. Figure 3a and Figure 3d illustrate the distribution of the imbalanced version in a 2D t-SNE plot, and a barplot respectively.

BCS-MNIST Figure 5a shows a 2D t-SNE-plot of an ambiguous version of MNIST proposed in [44]. The dataset consists of normal MNIST and Ambiguous MNIST, containing a large fraction of ambiguous instances with questionable labels, thus increasing the class overlap. Figure 3e shows the similarities of each instance to all instances not belonging to the same class. Compared to the original MNIST, the similarity among instances across classes is much higher. In our experiment, we select 5% of instances from the original MNIST dataset and 95% of instances from Ambiguous MNIST and refer to it as BCS-MNIST.

WCI-MNIST The WCI version of MNIST is constructed with the following procedure: (1) For each class, we create a sub-clustering using the K-means algorithm on the original input features with $k = 300$. (2) For each constructed within-class cluster, we select one instance as the underrepresented subclass except for one majority subclass and remove the remaining instances. (3) We copy all the instances within the majority subclass multiple times to restore the original training set size and randomly add Gaussian noise to create slightly different versions. The 2D t-SNE representation is shown in Figure 3c. While the class boundaries are sharper than in Figure 3b, many subgroups within each class are spread around all the data space. Figure 3f shows the summed distance of each instance to the remaining instances of their respective class for MNIST (blue) and our constructed WCI-MNIST (orange). WCI-MNIST has more highly similar instances, and the number of medium distances is much smaller, resulting in a non-linear decrease in intra-class distances and higher within-class imbalance.

5 Experiments

In this section, we evaluate established SSL methods combined with simple AL heuristics on the previously described challenges that ostensibly occur in real-world scenarios. We use the following experimental setup³.

Backbone and Training For all experiments, we use a LeNet [33] as backbone

³ See also <https://github.com/lmu-dbs/HOCOBIS-AL>

as is commonly used for digit recognition. We do not use a validation set as proposed in [49] since it is unrealistic to assume having a validation set when there is hardly any label information. Instead, we train the model for 50 epochs and use early stopping if the model reaches 99% training accuracy following [4]. The learning rate is set to 0.001, and we do not use any scheduler.

SSL We include pseudo-labeling [34] (PL) with a threshold of 0.95 as baseline without consistency regularization. We further include Fixmatch [58] as it is a well-established consistency regularization technique and Flexmatch [74] as a strong method tackling confirmation bias [67]. Furthermore, we report results on a plain supervised baseline (SPV).

Evaluation We report average test accuracies over five random seeds for different labeling budgets. Initially, we select 20 labeled instances randomly. Then, we increase the labeled pool to budgets of 50, 100, 150, 200, and 250 labels.

AL We choose one representative from each of the described categories in Section 3.2 to better assess the strength and weaknesses of each acquisition type. We use margin uncertainty [55] as an uncertainty baseline. For representativeness, we perform k-means clustering on the latent features and select the instance closest to the centroid similar to [52, 23]. As a coverage-based technique, we include the k-Center-Greedy method proposed in [54]. For balanced sampling, we create a baseline that selects instances proportional to the sum of inverse class frequencies in the current labeled set and the corresponding prediction probability. Though this might not be a strong AL baseline in general, we expect to see a slight improvement in the BCI challenge.

Datasets We use the three constructed datasets explained in Section 4.4 to form the unlabeled pool, as well as the original MNIST. For testing, we use the original MNIST test set to ensure comparable results.

5.1 Experiment "BCI-MNIST"

Figure 4b depicts the average accuracy of supervised learning (SPV, blue), pseudo-labeling (PL, green), Fixmatch (orange), and Flexmatch (red) for different labeling budgets on MNIST (solid) and BCI-MNIST (dashed) with random labeling. BCI has a severe impact on the performance of all learners. However, Fixmatch is affected most and even performs worse than SPV. Since training takes much longer for SSL, [49] argue that these methods should clearly outperform SPV to be considered useful. This is no longer true in our experiment, even on a simple task like MNIST. Figure 4c visualizes the entropy over the number of pseudo-labeled instances per class that Fixmatch would choose for training for BCI-MNIST (blue) and MNIST (orange). On MNIST the entropy is much higher, indicating that the distribution over the classes is more uniformly distributed. The problem is not only that the selected labeled data is imbalanced, but the chosen pseudo-labels repeatedly *confirm* the imbalance, such that the underrepresented classes get even more underrepresented.

However, the AL curves in Figures 4d to 4f demonstrate that the choice of data selection methods has a substantial impact on the performance of each learner. Fixmatch largely benefits from coverage-based sampling, representative

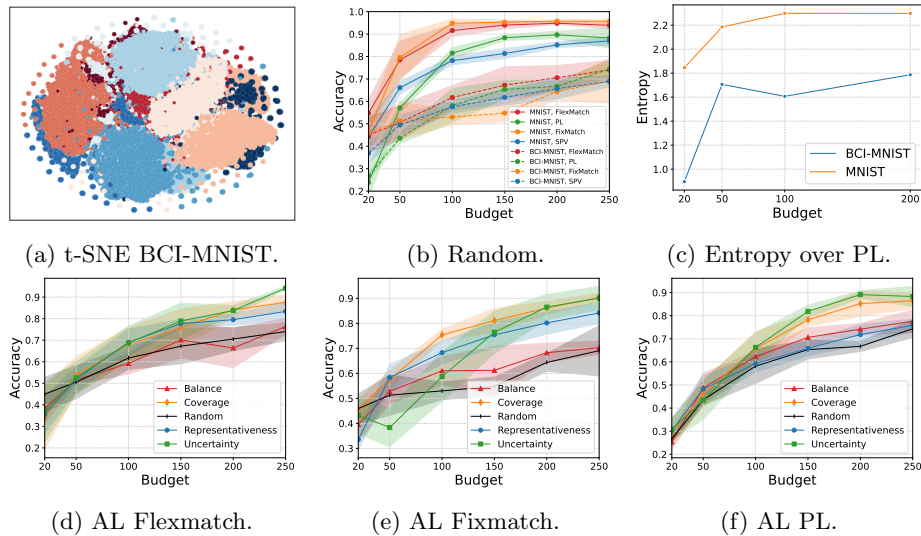


Fig. 4: (a) t-SNE of BCI-MNIST challenge. (b) Average test accuracy of all learners evaluated on BCI-MNIST (dashed) and MNIST (solid). In (d), we observe for BCI-MNIST, the entropy over the selected pseudo-labels falling over the threshold for each class is much smaller. This indicates that the distribution of selected pseudo-labels for BCI-MNIST is more imbalanced, repeatedly confirming the imbalance. (d), (e) and (f) show the selected AL curves for Flexmatch, Fixmatch, and PL compared to random sampling (black).

sampling, and uncertainty sampling for later iterations. For the final budget of 250, the gap between coverage and uncertainty acquisition and random selection is around 20%. PL and Flexmatch also greatly benefit from coverage and uncertainty sampling. Coverage sampling is even able to restore the accuracy achieved on MNIST with random sampling, yielding 88.3% for PL and 94.1% for Flexmatch. Interestingly, balanced sampling is not among the best active methods. Even though the performance is slightly better than random sampling, the other methods are much stronger. This is probably because balanced sampling without the combination of any other method does select less informative and more redundant information.

5.2 Experiment "BCS-MNIST"

Figure 5b illustrates the learning curves for the learners on MNIST and BCS-MNIST. All methods suffer, but Fixmatch clearly suffers the most and is no longer better than plain supervision. In this scenario, there is no additional benefit of exploiting the unlabeled pool, but the training times are multiple times larger. Figure 5c illustrates the fraction of wrong pseudo-labels surpassing the threshold when training Fixmatch on MNIST (orange) and BCS-MNIST (blue).

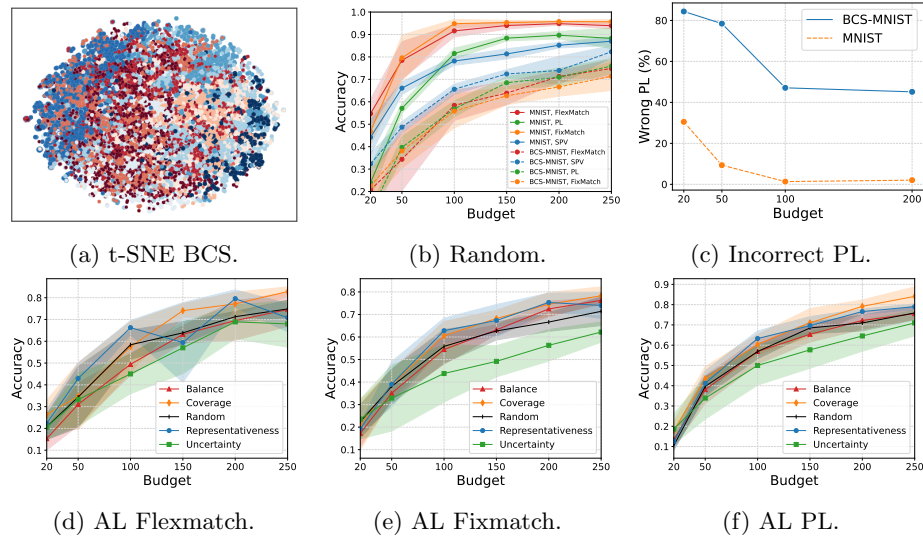


Fig. 5: (b) Average test accuracy of all learners with random selection for BCS-MNIST (dashed) and MNIST (solid). (c) shows the amount of wrongly predicted pseudo-labels falling over the threshold using Fixmatch for BCS-MNIST is much larger than for MNIST. (d), (e) and (f) show the AL curves for Flexmatch, Fixmatch, and PL compared to random sampling (black).

Over 40% of the predicted pseudo-labels over the threshold are wrong up to a labeling budget of 200 instances. Figures 5d to 5f denote the learning curves of Flexmatch, Fixmatch, and PL when increasing the labeled pool actively. Notably, all learners benefit from coverage-based sampling. Representative sampling is beneficial for Fixmatch. This method promotes instances representative of a certain class or region and probably selects instances that are less ambiguous for training. However, as expected, employing the uncertainty baseline in this context proves to be a poor choice. The strategy lacks the ability to differentiate between aleatoric and epistemic uncertainty, leading to the selection of many ambiguous instances, further misleading the training.

5.3 Experiment "WCI-MNIST"

Figure 6b shows that for WCI-MNIST, the accuracy of all learners stagnates around 10% to 15% earlier compared to MNIST. Using random sampling does not find the underrepresented diverse instances, and only the same concepts are entrenched and further confirmed over the training procedure. Even though the correctness ratio of the pseudo-labels surpassing the threshold using Fixmatch is larger for WCI-MNIST than for MNIST, the achieved mean test accuracy stops at roughly 82% (see Figure 6c).

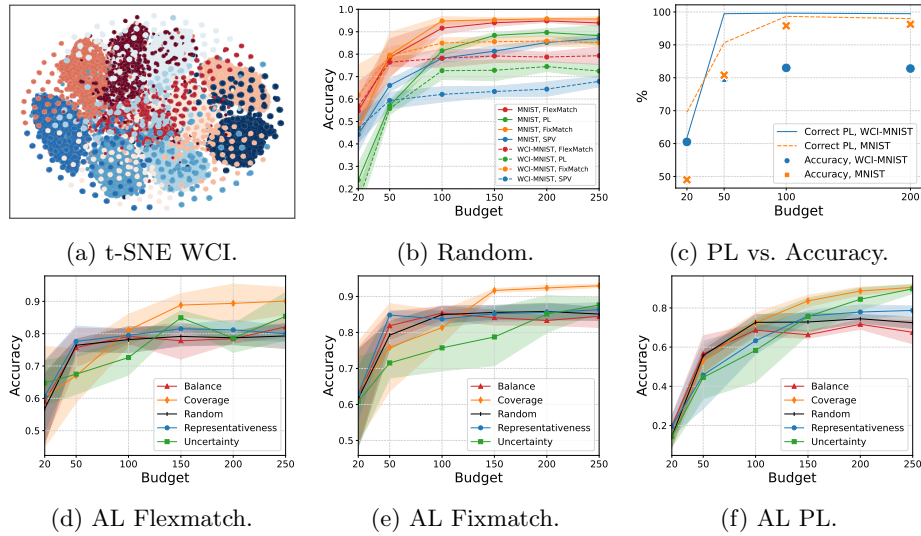


Fig. 6: (b) Average test accuracy of all learners for WCI-MNIST (dashed) and MNIST (solid). In (d), we observe that even though more pseudo-labels are chosen correctly using Fixmatch for WCI-MNIST (blue line), the test accuracy is much smaller (blue markers) than for MNIST (orange) because only the same concepts are confirmed over and over again. (d), (e) and (f) show the selected AL curves for Flexmatch, Fixmatch, and PL compared to random sampling (black).

However, using AL, we can find more diverse and valuable instances than the already known concepts and reach a better final accuracy overall for SSL (see Figures 6d to 6f). Especially coverage-based sampling seems to be a viable choice. For PL, the final average accuracy using uncertainty-based and coverage-based sampling on WCI-MNIST is even equally good as the performance on the original MNIST using random sampling. In the early stages, uncertainty sampling is the worst method probably because it lacks diversity aspects, and the predictions in early iterations might not be very reliable. However, for the final budget, uncertainty sampling matches or surpasses most other methods. The representative baseline focuses on instances that are most central in clusters, probably resulting in only selecting the already known and easy-to-classify concepts lacking novel information and does not outperform random sampling in most situations.

6 Key Findings

Table 1 shows the average test accuracies of SPV, Fixmatch, PL, and Flexmatch on BCI-MNIST, BCS-MNIST, and WCI-MNIST for all AL heuristics compared to random sampling, where bold and red numbers indicate best- and worst-

Table 1: Average test accuracy for SPV, Fixmatch, PL, and Flexmatch for BCI-MNIST, BCS-MNIST, and WCI-MNIST for all sampling methods and budgets 50 and 250 (L). **Bold** and **red** numbers indicate column-wise best- and worst-performing methods, respectively.

	Supervised						Fixmatch						Pseudo-Labeling						Flexmatch					
	BCI		BCS		WCI		BCI		BCS		WCI		BCI		BCS		WCI		BCI		BCS		WCI	
L	50	250	50	250	50	250	50	250	50	250	50	250	50	250	50	250	50	250	50	250	50	250	50	250
Rnd	49.4	68.9	48.6	82.3	59.3	67.8	51.2	69.0	38.1	71.3	79.2	85.1	43.6	74.3	39.6	75.9	55.7	72.4	50.5	74.0	34.3	74.8	76.4	79.3
Unc	52.0	82.5	53.0	80.5	47.8	70.0	38.3	90.1	32.8	62.1	71.5	87.6	43.3	88.3	33.8	70.9	44.5	89.7	52.5	94.1	33.2	67.9	67.4	85.3
Cov	47.9	79.2	55.2	83.8	63.0	87.6	57.4	90.3	38.9	78.2	75.8	92.9	46.2	86.4	43.4	84.0	53.0	90.5	53.8	87.6	34.7	82.8	67.0	90.1
Bal	48.2	68.7	50.6	78.5	58.0	64.1	52.7	70.2	35.0	76.2	81.8	84.4	48.8	77.6	38.0	75.5	56.5	67.5	51.5	76.3	31.0	74.5	75.7	82.1
Rep	54.7	66.8	47.7	75.8	61.6	66.1	58.3	84.1	39.0	73.9	84.8	86.3	48.2	75.8	41.2	78.9	45.7	78.7	51.8	83.3	42.9	70.8	77.6	79.9

performing methods per column respectively for 50 and 250 labeled instances. Our key findings can be summarized as follows:

- For all introduced data challenges, the SSL methods suffer from confirmation bias. There is no consistent winner among all query strategies, but random sampling is never the best query method for the SSL methods when faced with BCS, WCI, and BCI. This provides empirical evidence that AL is a useful tool to overcome confirmation bias in SSL.
- In the early stages, representative sampling is often beneficial. In contrast, uncertainty sampling usually performs better in later iterations where model predictions are more reliable. As expected, uncertainty sampling is not a good choice for BCS since it queries from overlapping, confusing regions.
- Coverage sampling is often the best strategy for SSL methods. We assume that is because more diverse queried instances bring in new aspects to the data, and the easier concepts can already be learned by pseudo-labeling and consistency regularization.
- Our balance baseline often performs on par with random selection. However, for the BCI challenge, it yields slightly better results. We conclude that it should mainly be used in combination with other selection heuristics.
- Overall, the most challenging dataset for SSL and AL is BCS-MNIST. By using AL, we can mitigate confirmation bias more effectively for the challenges BCI and WCI compared to random sampling.

7 Conclusion

In this work, we study the real-world transferability of critique points on the combination of SSL and AL on benchmark datasets. Our experiments show that AL is a useful tool to overcome confirmation bias in various real-world challenges. However, it is not trivial to determine which AL method is most suitable in a real-world scenario. This study is limited to providing insights into confirmation bias in SSL when confronted with between-class imbalance, between-class similarity, and within-class similarity and the potential of simple AL heuristics. In the future, we intend to extend our experiments to a broader

range of datasets, with a strong focus on real-world examples. Moreover, we aim to include existing hybrid AL methods in our evaluation and to design a robust active semi-supervised method capable of consistently overcoming confirmation bias in SSL on diverse challenges.

Acknowledgements

This work was supported by the Bavarian Ministry of Economic Affairs, Regional Development and Energy through the Center for Analytics – Data – Applications (ADA-Center) within the framework of BAYERN DIGITAL II (20-3410-2-9-8) as well as the German Federal Ministry of Education and Research (BMBF) under Grant No. 01IS18036A

References

1. Aggarwal, U., Popescu, A., Hudelot, C.: Active learning for imbalanced datasets. In: Proceedings of the IEEE/CVF Winter Conference on Applications of Computer Vision. pp. 1428–1437 (2020)
2. Algan, G., Ulusoy, I.: Image classification with deep learning in the presence of noisy labels: A survey. *Knowledge-Based Systems* **215**, 106771 (2021)
3. Arazo, E., Ortego, D., Albert, P., O’Connor, N.E., McGuinness, K.: Pseudo-labeling and confirmation bias in deep semi-supervised learning. In: 2020 International Joint Conference on Neural Networks (IJCNN). pp. 1–8 (2020)
4. Ash, J.T., Zhang, C., Krishnamurthy, A., Langford, J., Agarwal, A.: Deep batch active learning by diverse, uncertain gradient lower bounds. In: 8th International Conference on Learning Representations, ICLR 2020, Addis Ababa, Ethiopia, April 26–30, 2020 (2020)
5. Beck, N., Sivasubramanian, D., Dani, A., Ramakrishnan, G., Iyer, R.: Effective evaluation of deep active learning on image classification tasks. arXiv preprint arXiv:2106.15324 (2021)
6. Beluch, W.H., Genewein, T., Nürnberger, A., Köhler, J.M.: The power of ensembles for active learning in image classification. 2018 IEEE/CVF Conference on Computer Vision and Pattern Recognition pp. 9368–9377 (2018)
7. Bengar, J.Z., van de Weijer, J., Fuentes, L.L., Raducanu, B.: Class-balanced active learning for image classification. In: Proceedings of the IEEE/CVF Winter Conference on Applications of Computer Vision. pp. 1536–1545 (2022)
8. Bengar, J.Z., van de Weijer, J., Twardowski, B., Raducanu, B.: Reducing label effort: Self-supervised meets active learning. In: 2021 IEEE/CVF International Conference on Computer Vision Workshops (ICCVW). pp. 1631–1639. Los Alamitos, CA, USA (oct 2021)
9. Berthelot, D., Carlini, N., Goodfellow, I., Papernot, N., Oliver, A., Raffel, C.A.: Mixmatch: A holistic approach to semi-supervised learning. *Advances in neural information processing systems* **32** (2019)
10. Birodkar, V., Mobahi, H., Bengio, S.: Semantic redundancies in image-classification datasets: The 10% you don’t need. arXiv preprint arXiv:1901.11409 (2019)
11. Breunig, M.M., Kriegel, H.P., Ng, R.T., Sander, J.: Lof: identifying density-based local outliers. In: Proceedings of the 2000 ACM SIGMOD international conference on Management of data. pp. 93–104 (2000)

12. Chan, Y.C., Li, M., Oymak, S.: On the Marginal Benefit of Active Learning: Does Self-Supervision Eat Its Cake? arXiv:2011.08121 [cs] (Nov 2020)
13. Chang, H., Xie, G., Yu, J., Ling, Q., Gao, F., Yu, Y.: A viable framework for semi-supervised learning on realistic dataset. *Machine Learning* pp. 1–23 (2022)
14. Chapelle, O., Scholkopf, B., Zien, A.: Semi-supervised learning (chappelle, o. et al., eds.; 2006)[book reviews]. *IEEE Transactions on Neural Networks* **20**(3), 542–542 (2009)
15. Choi, J., Yi, K.M., Kim, J., Choo, J., Kim, B., Chang, J.Y., Gwon, Y., Chang, H.J.: Vab-al: Incorporating class imbalance and difficulty with variational bayes for active learning. *2021 IEEE/CVF Conference on Computer Vision and Pattern Recognition (CVPR)* pp. 6745–6754 (2020)
16. Das, S., Datta, S., Chaudhuri, B.B.: Handling data irregularities in classification: Foundations, trends, and future challenges. *Pattern Recognition* **81**, 674–693 (2018)
17. Donmez, P., Carbonell, J.G., Bennett, P.N.: Dual strategy active learning. In: *Machine Learning: ECML 2007: 18th European Conference on Machine Learning, Warsaw, Poland, September 17-21, 2007. Proceedings 18.* pp. 116–127. Springer (2007)
18. Du, P., Zhao, S., Chen, H., Chai, S., Chen, H., Li, C.: Contrastive coding for active learning under class distribution mismatch. *2021 IEEE/CVF International Conference on Computer Vision (ICCV)* pp. 8907–8916 (2021)
19. Elenter, J., Naderializadeh, N., Ribeiro, A.: A lagrangian duality approach to active learning. ArXiv [abs/2202.04108](https://arxiv.org/abs/2202.04108) (2022)
20. Ertekin, S., Huang, J., Bottou, L., Giles, L.: Learning on the border: active learning in imbalanced data classification. In: *Proceedings of the sixteenth ACM conference on Conference on information and knowledge management.* pp. 127–136 (2007)
21. Fu, B., Cao, Z., Wang, J., Long, M.: Transferable query selection for active domain adaptation. In: *Proceedings of the IEEE/CVF Conference on Computer Vision and Pattern Recognition.* pp. 7272–7281 (2021)
22. Gal, Y., Islam, R., Ghahramani, Z.: Deep bayesian active learning with image data. In: *International conference on machine learning.* pp. 1183–1192. PMLR (2017)
23. Gilhuber, S., Berrendorf, M., Ma, Y., Seidl, T.: Accelerating diversity sampling for deep active learning by low-dimensional representations. In: Kottke, D., Kreml, G., Holzinger, A., Hammer, B. (eds.) *Proceedings of the Workshop on Interactive Adaptive Learning co-located with European Conference on Machine Learning and Principles and Practice of Knowledge Discovery in Databases (ECML PKDD 2022)*, Grenoble, France, September 23, 2022. CEUR Workshop Proceedings, vol. 3259, pp. 43–48 (2022)
24. Gudovskiy, D.A., Hodgkinson, A., Yamaguchi, T., Tsukizawa, S.: Deep active learning for biased datasets via fisher kernel self-supervision. *2020 IEEE/CVF Conference on Computer Vision and Pattern Recognition (CVPR)* pp. 9038–9046 (2020)
25. Hach Cohen, G., Dekel, A., Weinshall, D.: Active learning on a budget: Opposite strategies suit high and low budgets. ArXiv [abs/2202.02794](https://arxiv.org/abs/2202.02794) (2022)
26. Huang, L., Lin, K.C.J., Tseng, Y.C.: Resolving intra-class imbalance for gan-based image augmentation. In: *2019 IEEE International Conference on Multimedia and Expo (ICME).* pp. 970–975 (2019)
27. Hyun, M., Jeong, J., Kwak, N.: Class-imbalanced semi-supervised learning. arXiv preprint arXiv:2002.06815 (2020)

28. Japkowicz, N.: Concept-learning in the presence of between-class and within-class imbalances. In: Stroulia, E., Matwin, S. (eds.) *Advances in Artificial Intelligence*. pp. 67–77. Berlin, Heidelberg (2001)
29. Kim, Y., Shin, B.: In defense of core-set: A density-aware core-set selection for active learning. *Proceedings of the 28th ACM SIGKDD Conference on Knowledge Discovery and Data Mining* (2022)
30. Kirsch, A., van Amersfoort, J.R., Gal, Y.: Batchbald: Efficient and diverse batch acquisition for deep bayesian active learning. In: *Neural Information Processing Systems* (2019)
31. Kirsch, A., Van Amersfoort, J., Gal, Y.: Batchbald: Efficient and diverse batch acquisition for deep bayesian active learning. *Advances in neural information processing systems* **32** (2019)
32. Kothawade, S., Beck, N., Killamsetty, K., Iyer, R.K.: Similar: Submodular information measures based active learning in realistic scenarios. *ArXiv abs/2107.00717* (2021)
33. LeCun, Y., Boser, B., Denker, J.S., Henderson, D., Howard, R.E., Hubbard, W., Jackel, L.D.: Backpropagation applied to handwritten zip code recognition. *Neural computation* **1**(4), 541–551 (1989)
34. Lee, D.H., et al.: Pseudo-label: The simple and efficient semi-supervised learning method for deep neural networks. In: *Workshop on challenges in representation learning, ICML*. vol. 3, p. 896 (2013)
35. Lee, H., Park, M., Kim, J.: Plankton classification on imbalanced large scale database via convolutional neural networks with transfer learning. In: *2016 IEEE International Conference on Image Processing (ICIP)*. pp. 3713–3717 (2016)
36. Li, J., Song, Y., Zhu, J., Cheng, L., Su, Y., Ye, L., Yuan, P., Han, S.: Learning from large-scale noisy web data with ubiquitous reweighting for image classification. *IEEE Transactions on Pattern Analysis and Machine Intelligence* **43**(5), 1808–1814 (2019)
37. Li, J., Socher, R., Hoi, S.C.: Dividemix: Learning with noisy labels as semi-supervised learning. In: *International Conference on Learning Representations* (2020)
38. Liang, W., Zou, J.Y., Yu, Z.: Alice: Active learning with contrastive natural language explanations. *ArXiv abs/2009.10259* (2020)
39. Liao, T., Taori, R., Raji, I.D., Schmidt, L.: Are we learning yet? a meta review of evaluation failures across machine learning. In: *Thirty-fifth Conference on Neural Information Processing Systems Datasets and Benchmarks Track (Round 2)* (2021)
40. López, V., Fernández, A., García, S., Palade, V., Herrera, F.: An insight into classification with imbalanced data: Empirical results and current trends on using data intrinsic characteristics. *Inf. Sci.* **250**, 113–141 (2013)
41. Lowell, D., Lipton, Z.C., Wallace, B.C.: Practical Obstacles to Deploying Active Learning. In: *Proceedings of the 2019 Conference on Empirical Methods in Natural Language Processing and the 9th International Joint Conference on Natural Language Processing (EMNLP-IJCNLP)*. pp. 21–30 (Nov 2019)
42. Lüth, C.T., Bungert, T.J., Klein, L., Jaeger, P.F.: Toward realistic evaluation of deep active learning algorithms in image classification (2023)
43. Mittal, S., Tatarchenko, M., Çiçek, Ö., Brox, T.: Parting with illusions about deep active learning. *ArXiv abs/1912.05361* (2019)
44. Mukhoti, J., Kirsch, A., van Amersfoort, J., Torr, P.H., Gal, Y.: Deep deterministic uncertainty: A new simple baseline. In: *Proceedings of the IEEE/CVF Conference on Computer Vision and Pattern Recognition*. pp. 24384–24394 (2023)

45. Mullapudi, R.T., Poms, F., Mark, W.R., Ramanan, D., Fatahalian, K.: Learning rare category classifiers on a tight labeling budget. 2021 IEEE/CVF International Conference on Computer Vision (ICCV) pp. 8403–8412 (2021)
46. Munjal, P., Hayat, N., Hayat, M., Sourati, J., Khan, S.: Towards robust and reproducible active learning using neural networks. 2022 IEEE/CVF Conference on Computer Vision and Pattern Recognition (CVPR) pp. 223–232 (2020)
47. Ning, K.P., Tao, L., Chen, S., Huang, S.J.: Improving model robustness by adaptively correcting perturbation levels with active queries. ArXiv [abs/2103.14824](https://arxiv.org/abs/2103.14824) (2021)
48. Ning, K.P., Zhao, X., Li, Y., Huang, S.J.: Active learning for open-set annotation. 2022 IEEE/CVF Conference on Computer Vision and Pattern Recognition (CVPR) pp. 41–49 (2022)
49. Oliver, A., Odena, A., Raffel, C., Cubuk, E.D., Goodfellow, I.J.: Realistic evaluation of deep semi-supervised learning algorithms. arXiv preprint arXiv:1804.09170 (2018)
50. Park, D., Shin, Y., Bang, J., Lee, Y., Song, H., Lee, J.G.: Meta-query-net: Resolving purity-informativeness dilemma in open-set active learning. ArXiv [abs/2210.07805](https://arxiv.org/abs/2210.07805) (2022)
51. Plank, B.: The “problem” of human label variation: On ground truth in data, modeling and evaluation. In: Proceedings of the 2022 Conference on Empirical Methods in Natural Language Processing. Abu Dhabi (2022)
52. Prabhu, V., Chandrasekaran, A., Saenko, K., Hoffman, J.: Active domain adaptation via clustering uncertainty-weighted embeddings. In: Proceedings of the IEEE/CVF International Conference on Computer Vision. pp. 8505–8514 (2021)
53. Ren, P., Xiao, Y., Chang, X., Huang, P.Y., Li, Z., Gupta, B.B., Chen, X., Wang, X.: A survey of deep active learning. ACM computing surveys (CSUR) **54**(9), 1–40 (2021)
54. Sener, O., Savarese, S.: Active learning for convolutional neural networks: A core-set approach. In: International Conference on Learning Representations (2018)
55. Settles, B.: Active learning literature survey (2009)
56. Shao, J., Wang, Q., Liu, F.: Learning to sample: An active learning framework. 2019 IEEE International Conference on Data Mining (ICDM) pp. 538–547 (2019)
57. Sinha, S., Ebrahimi, S., Darrell, T.: Variational adversarial active learning. 2019 IEEE/CVF International Conference on Computer Vision (ICCV) pp. 5971–5980 (2019)
58. Sohn, K., Berthelot, D., Li, C.L., Zhang, Z., Carlini, N., Cubuk, E.D., Kurakin, A., Zhang, H., Raffel, C.: FixMatch: Simplifying Semi-Supervised Learning with Consistency and Confidence. In: Advances in Neural Information Processing Systems (Nov 2020)
59. Stefanowski, J.: Dealing with Data Difficulty Factors While Learning from Imbalanced Data. In: Matwin, S., Mielniczuk, J. (eds.) Challenges in Computational Statistics and Data Mining, pp. 333–363. Studies in Computational Intelligence, Cham (2016)
60. Su, L., Liu, Y., Wang, M., Li, A.: Semi-hic: A novel semi-supervised deep learning method for histopathological image classification. Computers in Biology and Medicine **137**, 104788 (2021)
61. Van Engelen, J.E., Hoos, H.H.: A survey on semi-supervised learning. Machine Learning **109**(2), 373–440 (2020)
62. Varoquaux, G., Cheplygina, V.: Machine learning for medical imaging: methodological failures and recommendations for the future. NPJ digital medicine **5**(1), 1–8 (2022)

63. Venkataramanan, A., Laviale, M., Figus, C., Usseglio-Polatera, P., Pradalier, C.: Tackling inter-class similarity and intra-class variance for microscopic image-based classification. In: International Conference on Computer Vision Systems. pp. 93–103. Springer (2021)
64. Wang, M., Min, F., Zhang, Z.H., Wu, Y.X.: Active learning through density clustering. *Expert systems with applications* **85**, 305–317 (2017)
65. Wang, Q., Zhou, X., Wang, C., Liu, Z., Huang, J., Zhou, Y., Li, C., Zhuang, H., Cheng, J.Z.: Wgan-based synthetic minority over-sampling technique: Improving semantic fine-grained classification for lung nodules in ct images. *IEEE Access* **7**, 18450–18463 (2019)
66. Wang, T., Li, X., Yang, P., Hu, G., Zeng, X., Huang, S., Xu, C.Z., Xu, M.: Boosting active learning via improving test performance. In: Proceedings of the AAAI Conference on Artificial Intelligence. vol. 36, pp. 8566–8574 (2022)
67. Wang, Y., Chen, H., Fan, Y., Sun, W., Tao, R., Hou, W., Wang, R., Yang, L., Zhou, Z., Guo, L.Z., Qi, H., Wu, Z., Li, Y.F., Nakamura, S., Ye, W., Savvides, M., Raj, B., Shinozaki, T., Schiele, B., Wang, J., Xie, X., Zhang, Y.: Usb: A unified semi-supervised learning benchmark for classification. In: Thirty-sixth Conference on Neural Information Processing Systems Datasets and Benchmarks Track (2022)
68. Wojciechowski, S., Wilk, S.: Difficulty factors and preprocessing in imbalanced data sets: An experimental study on artificial data. *Foundations of Computing and Decision Sciences* **42**(2), 149–176 (2017)
69. Wu, M., Li, C., Yao, Z.: Deep active learning for computer vision tasks: Methodologies, applications, and challenges. *Applied Sciences* **12**(16), 8103 (2022)
70. Xie, B., Yuan, L., Li, S., Liu, C.H., Cheng, X.: Towards fewer annotations: Active learning via region impurity and prediction uncertainty for domain adaptive semantic segmentation. In: Proceedings of the IEEE/CVF Conference on Computer Vision and Pattern Recognition. pp. 8068–8078 (2022)
71. Yi, J.S.K., seok Seo, M., Park, J., geol Choi, D.: Using self-supervised pretext tasks for active learning. In: European Conference on Computer Vision (2022)
72. Zhan, X., Wang, Q., Huang, K.h., Xiong, H., Dou, D., Chan, A.B.: A comparative survey of deep active learning. *arXiv preprint arXiv:2203.13450* (2022)
73. Zhang, B., Li, L., Yang, S., Wang, S., Zha, Z., Huang, Q.: State-relabeling adversarial active learning. 2020 IEEE/CVF Conference on Computer Vision and Pattern Recognition (CVPR) pp. 8753–8762 (2020)
74. Zhang, B., Wang, Y., Hou, W., Wu, H., Wang, J., Okumura, M., Shinozaki, T.: Flexmatch: Boosting semi-supervised learning with curriculum pseudo labeling. *Advances in Neural Information Processing Systems* **34**, 18408–18419 (2021)
75. Zhang, C., Tavanapong, W., Kijkul, G., Wong, J.S., de Groen, P.C., Oh, J.H.: Similarity-based active learning for image classification under class imbalance. 2018 IEEE International Conference on Data Mining (ICDM) pp. 1422–1427 (2018)
76. Zhang, J., Katz-Samuels, J., Nowak, R.D.: Galaxy: Graph-based active learning at the extreme. *ArXiv abs/2202.01402* (2022)
77. Zhang, W., Zhu, L., Hallinan, J., Makmur, A., Zhang, S., Cai, Q., Ooi, B.C.: Boostmis: Boosting medical image semi-supervised learning with adaptive pseudo labeling and informative active annotation. 2022 IEEE/CVF Conference on Computer Vision and Pattern Recognition (CVPR) pp. 20634–20644 (2022)
78. Zhdanov, F.: Diverse mini-batch active learning. *arXiv preprint arXiv:1901.05954* (2019)

A Literature Overview

Paper	Real-World Considerations	BCI	WCI	BCS	SSL
Kothawade et al. [32]	Imbalance or rare classes, out-of-distribution data, redundancy in the unlabeled set	✓	✓		
Park et al. [50]	Open-set noise				
Elenter et al. [19]	Dataset redundancy in STL-10		✓		
Kirsch et al. [30]	Repetition in MNIST		✓		
Liang et al. [38]	Incorporation with natural language explanation			✓	
Hacohen et al. [25]	An imbalanced subset of CIFAR-10	✓			✓
Zhang et al. [76]	Extreme class imbalance	✓			
Beluch et al. [6]	Highly class-imbalanced diabetic retinopathy dataset (in medical diagnosis)	✓			
Ning et al. [48]	Open-set annotation problem				
Munjal et al. [46]	Class imbalance	✓			
Zhang et al. [77]	Poor data utilization and missing informative sample in medical data				✓
Choi et al. [15]	The heavily imbalanced NEU dataset	✓			
Zhang et al. [73]	Class imbalance in Caltech-101	✓			
Gudovskiy et al. [24]	Biased class imbalance	✓			✓
Wang et al. [66]	Imbalanced data	✓			
Ning et al. [47]	Unexpected noise			✓	
Sinha et al. [57]	Noisy data caused by an inaccurate oracle			✓	✓
Mullapudi et al. [45]	Imbalanced data	✓	✓		✓
Du et al. [18]	Class distribution mismatch				
Yi et al. [71]	Imbalanced data, cold-start problem	✓			
Kim & Shin [29]	Redundancy and highly similar samples		✓		
Shao et al. [56]	Highly imbalanced classes and cold-start problem	✓			
Zhang et al. [75]	Class imbalance	✓			

Table A.1: Overview of studies evaluated in realistic scenarios. BCI is between-class imbalance, WCI is within-class imbalance and BCS is between-class similarity. SSL denotes if a study combines AL with SSL.