

How to Mask in Error Correction Code Transformer: Systematic and Double Masking

Seong-Joon Park¹, Hee-Youl Kwak², Sang-Hyo Kim³, Sunghwan Kim², Yongjune Kim^{4*},
Jong-Seon No¹

¹Department of Electrical and Computer Engineering, Seoul National University

²School of Electrical Engineering, University of Ulsan

³Department of Electrical and Computer Engineering, Sungkyunkwan University

⁴Department of Electrical Engineering, Pohang University of Science and Technology (POSTECH)
{joon2247, jsno}@snu.ac.kr, {hykwak, sungkim}@ulsan.ac.kr, iamshkim@skku.edu, yongjune@postech.ac.kr

Abstract

In communication and storage systems, error correction codes (ECCs) are pivotal in ensuring data reliability. As deep learning’s applicability has broadened across diverse domains, there is a growing research focus on neural network-based decoders that outperform traditional decoding algorithms. Among these neural decoders, Error Correction Code Transformer (ECCT) has achieved the state-of-the-art performance, outperforming other methods by large margins. To further enhance the performance of ECCT, we propose two novel methods. First, leveraging the systematic encoding technique of ECCs, we introduce a new masking matrix for ECCT, aiming to improve the performance and reduce the computational complexity. Second, we propose a novel transformer architecture of ECCT called a double-masked ECCT. This architecture employs two different mask matrices in a parallel manner to learn more diverse features of the relationship between codeword bits in the masked self-attention blocks. Extensive simulation results show that the proposed double-masked ECCT outperforms the conventional ECCT, achieving the state-of-the-art decoding performance with significant margins.

Introduction

Over recent years, deep learning methods have experienced rapid advancements and achieved phenomenal success in various tasks, such as natural language processing (NLP), image classification, object detection, semantic segmentation, etc. Among the various deep learning architectures available, the transformer architecture (Vaswani et al. 2017) has consistently demonstrated the state-of-the-art results in most tasks. After breaking through in NLP, the application of transformer has expanded to include computer vision tasks (Dosovitskiy et al. 2021; Liu et al. 2021), and again demonstrated outstanding performances compared to the conventional neural network architecture. The versatility of transformer has now extended to the field of error correction codes (ECCs) (Choukroun and Wolf 2022a).

ECCs have played a pivotal role in ensuring reliability in wireless communication and storage systems by serving as a key technology to correct errors in noisy environments. The ECC research based on deep learning architectures has pri-

marily focused on decoders that offer superior error correction performance. Stimulated by the advancement of deep learning techniques, a new type of decoders based on neural networks has emerged (Kim et al. 2018; Kim, Oh, and Viswanath 2020; Nachmani, Beery, and Burshtein 2016; Dorner et al. 2018). These neural network-based decoders have overcome the limitations of traditional algorithm-based decoders. Notably, among them, the transformer-based ECC decoder achieves the state-of-the-art performance.

The transformer based ECC decoder, also called Error correction Code Transformer (ECCT) (Choukroun and Wolf 2022a), applied a mask matrix in the self-attention block to learn the noise in the communication channel. Since not all bits in a codeword are equally related, ECCT can improve the performance by using a mask matrix that facilitates learning of the relevance between codeword bits. In the conventional ECCT work, the mask matrix is derived from the parity check matrix (PCM) whose parity check equations determine a direct relationship between codeword bits.

However, the problem is that numerous PCMs exist for the same codebook, which raises the following question:

“Which one of those PCMs is optimal to aid the self-attention mechanism in ECCT?”

We find that selecting a different PCM (i.e., different mask matrix) has a crucial impact on the performance of ECCT. Hence, identifying the optimal PCM for constructing a mask matrix is an important problem of ECCT, which has not investigated yet.

In this work, we first introduce a novel mask matrix specifically tailored for ECCT, which we term a *systematic mask matrix* due to its construction based on a systematic PCM. The systematic mask matrix has more masking positions than the mask matrix used in the conventional ECCT. This property of the systematic mask matrix makes the self-attention map *sparser*, and enables more compact and concentrated learning of the relationship between codeword bits. It is a surprising observation given that systematic form of the matrix is typically utilized for efficient encoding rather than decoding (Richardson and Urbanke 2008). Yet, in ECCT, they play a pivotal role in enhancing decoding performance, which is an interesting finding.

Next, we propose a novel transformer architecture called a *double-masked (DM) ECCT*. This architecture consists of

*Corresponding author.

two parallel masked self-attention blocks, each employing a distinct mask matrix. Utilizing two different mask matrices enables the DM ECCT to capture diverse features of the bit relationship.

We apply the proposed methods to two representative ECCs: Bose–Chaudhuri–Hocquenghem (BCH) and polar codes as in (Choukroun and Wolf 2022a). Through extensive simulations across diverse code parameters, we demonstrate that *systematic mask matrices* improve decoding performance, while reducing decoding complexity. Furthermore, our DM ECCT, integrating both systematic and conventional mask matrices, achieves the state-of-the-art performance for both BCH and polar codes. To the best of our knowledge, this is the first work to propose a new mask matrix structure tailored for ECCT. Additionally, our proposed DM ECCT is a novel transformer architecture for ECC to utilize multiple mask matrices, adding diversity to the ECCT architecture.

Related Works

In this section, we briefly review the deep learning approaches to ECC applications, such as the neural network-based ECC decoders. There are mainly two approaches: The model-based approach and the model-free approach.

Model-Based Approach

The first approach is to implement a conventional decoding methods (e.g., belief propagation (BP) decoder and min-sum (MS) decoder) on a neural network. These neural decoders unfold the iterative decoding operation on the Tanner graph into a deep neural network. Nachmani et al. (Nachmani et al. 2018) proposed a neural decoder based on the recurrent neural network for BCH codes and achieved the performance improvement over the standard BP decoder. Dai et al. (Dai et al. 2021) modified the neural MS decoder for protograph low-density parity-check (LDPC) codes. A parameter sharing mechanism was proposed for training scalability to long codes, which also reduces the training complexity and memory cost. Furthermore, a number of studies exhibited that neural network-based BP and MS decoders outperform the traditional decoders (Nachmani and Wolf 2019, 2021; Kwak et al. 2022; Buchberger et al. 2021; Lugosch and Gross 2017). However, these model-based neural decoders might face restrictive performance limits due to architectural constraints.

Model-Free Approach

The second approach is a model-free approach, which employs neural network architectures with no prior knowledge of decoding algorithms. This approach is not restricted to the conventional decoding models but encounters a significant challenge initially. The model-free approach faces the overfitting problem since it is impractical to train all codewords in a codebook. However, Bennatan et al. (Bennatan, Choukroun, and Kisilev 2018) proposed a preprocessing that enables the black box model decoder to overcome the overfitting problem. They utilized the syndrome to learn noise only with the all-zero codeword. Also, they combined recurrent neural network architecture with the preprocessing.

ECCT is another work that implemented the transformer without the overfitting problem using the same preprocessing and achieved excellent decoding performance through the masked self-attention mechanism. However, in the previous ECCT research, the mask matrix was directly derived from the PCM of the conventional decoding algorithm, rather than being adjusted for ECCT.

Background

In this section, we briefly summarize some background on the ECCs and the preprocessing and postprocessing of the conventional ECCT (Choukroun and Wolf 2022a).

Error Correction Codes

Let C be a linear code. A codeword $x \in C \subset \{0, 1\}^n$ can be defined by a generator matrix G of size $k \times n$ and a PCM H of size $(n - k) \times n$, which satisfies $GH^T = 0$ over $\{0, 1\}$ with modulo 2 addition. In other words, a codeword x can be determined by the constraint $Hx = 0$. Let x_s be a binary phase shift keying modulation of x (i.e., $x_s = +1$ if $x = 0$ and $x_s = -1$ if $x = 1$) and let y be a channel output of x_s after passing the additive white Gaussian noise channel ($y = x_s + z$, where z denotes Gaussian random noise, i.e., $z \sim N(0, \sigma^2)$).

The objective of the decoder ($f : \mathbb{R}^n \rightarrow \mathbb{R}^n$) is to recover the original transmitted codeword x by correcting errors. When y is received, the decoder first determines if the received signal is corrupted by checking the syndrome $s(y) = Hy_b$, where $y_b = \text{bin}(\text{sign}(y))$. Here, $\text{sign}(a)$ represents $+1$ if $a \geq 0$ and -1 otherwise and $\text{bin}(-1) = 1$, $\text{bin}(+1) = 0$. If $s(y)$ is non-zero vector, it is detected that y is distorted during the transmission, and the decoder initiates the error correction process. ECCT (Choukroun and Wolf 2022a) employs the transformer architecture to approximate the role of the ECC decoder.

Preprocessing and Postprocessing

By employing the preprocessing method in (Bennatan, Choukroun, and Kisilev 2018), the all-zero codeword is enough for training, which makes the ECCT robust to overfitting problems. The preprocessing conducts input embedding as $\tilde{y} = [|y|, s(y)]$, where $|y|$ is the magnitude of y , and $[\cdot, \cdot]$ denotes the concatenation of two vectors. The objective of the ECCT is to estimate the multiplicative noise \tilde{z}_s , which is defined by

$$y = x_s + z = x_s \tilde{z}_s. \quad (1)$$

Since the ECCT estimates the multiplicative noise, $f(y) = \hat{z}_s$ and the estimation of x is $\hat{x} = \text{bin}(\text{sign}(yf(y)))$. If the multiplicative noise is correctly estimated, then $\text{sign}(\tilde{z}_s) = \text{sign}(\hat{z}_s)$ and $\text{sign}(\tilde{z}_s \hat{z}_s) = 1$. In this case, \hat{x} is obtained by

$$\begin{aligned} \hat{x} &= \text{bin}(\text{sign}(yf(y))) = \text{bin}(\text{sign}(x_s \tilde{z}_s \hat{z}_s)) \\ &= \text{bin}(\text{sign}(x_s)) \\ &= x. \end{aligned}$$

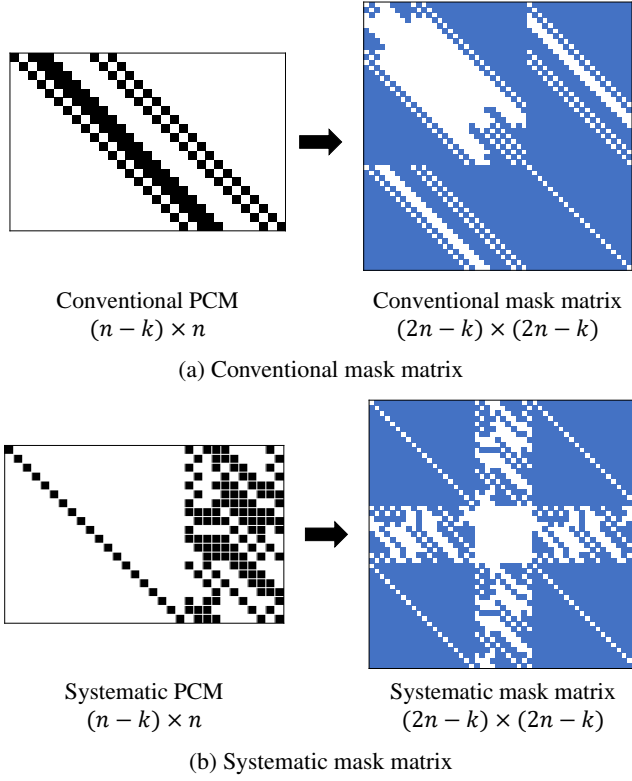


Figure 1: Two different types of mask matrices: (a) The conventional mask is determined by the conventional PCM (Choukroun and Wolf 2022a), (b) the systematic mask matrix is determined by the systematically transformed PCM. The non-zero entries in PCMs and masking positions in the mask matrix are depicted in colored boxes. The proposed systematic mask matrix masks more values than the conventional mask matrix, resulting in sparser self-attention maps.

Proposed Methods

We propose the systematic mask matrix for the ECCT architecture and the DM ECCT with two different mask matrices. The proposed systematic mask matrix and DM ECCT architecture are shown in Figures 1 and 2, respectively.

Systematic Mask

In the ECCT, the mask matrix constructed by the PCM H facilitates the learning. Since the mask matrix is uniquely determined by the PCM. There is one-to-one correspondence between the PCM and the mask matrix. Unlike the ECCT in (Choukroun and Wolf 2022a), we construct the systematic mask matrix from a specific PCM, which is defined as systematic PCM. To construct the systematic mask matrix, we first transform the PCM as a systematic form (i.e., reduced row echelon form) by Gaussian elimination technique. The systematically formed PCM H_{sys} is expressed as $H_{\text{sys}} = [I_{n-k} \ P]$, where I_{n-k} is the identity matrix of size $(n - k) \times (n - k)$ and P is a matrix of size $(n - k) \times k$. Then, we can construct the systematic mask

Algorithm 1: Mask matrix construction

```

1  def g(systematic, conv_PCM):
2      if systematic is True:
3          PCM = make_sys(conv_PCM)
4      else:
5          PCM = conv_PCM
6      nrow, ncol = PCM.size
7      mask_size = ncol + nrow
8      mask = eye(mask_size, mask_size)
9      for ii in range(nrow):
10         idx = where(PCM[ii] > 0)[0]
11         for jj in idx:
12             for kk in idx:
13                 mask[jj, kk] += 1
14                 mask[kk, jj] += 1
15                 mask[N + ii, jj] += 1
16                 mask[jj, N + ii] += 1
17         return -inf (~ mask)

```

matrix from H_{sys} by Algorithm 1, which is slightly modified from (Choukroun and Wolf 2022a). The conventional mask matrix (Choukroun and Wolf 2022a) and the proposed systematic mask matrix for the BCH code (31, 11) are compared in Figure 1.

As shown in Figure 1(b), the first $(n - k) \times (n - k)$ submatrix of the systematic mask matrix is the identity matrix I_{n-k} of H_{sys} , which is for efficient encoding. Also, the systematic mask matrix has more masking positions compared to the conventional mask matrix. In other words, employing the systematic mask matrix makes the masked self-attention map sparser than the conventional mask matrix. As the masked self-attention map becomes sparse, the model tends to focus more on the unmasked locations. Since not all positions in the codeword are equally related, it is important to focus on the highly related positions in the codeword during the self-attention mechanism. Therefore, employing an “appropriate” mask matrix leads to better training and decoding for ECCT. Furthermore, since only unmasking positions in the self-attention map participate in the training, the mask matrix with a large portion of masking positions leads to a lower training complexity. Due to these reasons, the proposed ECCT using a systematic mask matrix, which we call a systematic-masked (SM) ECCT from now on, is expected to have a better complexity-decoding performance tradeoff than the conventional ECCT.

We propose to use the systematic mask matrix for the masked self-attention mechanism instead of the conventional mask matrix. Changing the conventional mask matrix to the systematic mask matrix leads to the enhancement in both error correction performance and computational complexity of ECCT. This improvement is not limited to specific code lengths or code rates but to a wide range of coding parameters for various ECCs.

Double-Masked ECCT

To further improve the decoding performance, we propose a novel architecture called a DM ECCT. In the DM ECCT, we utilize the two different mask matrices for two input embedded vectors in the masked self-attention module. The overall

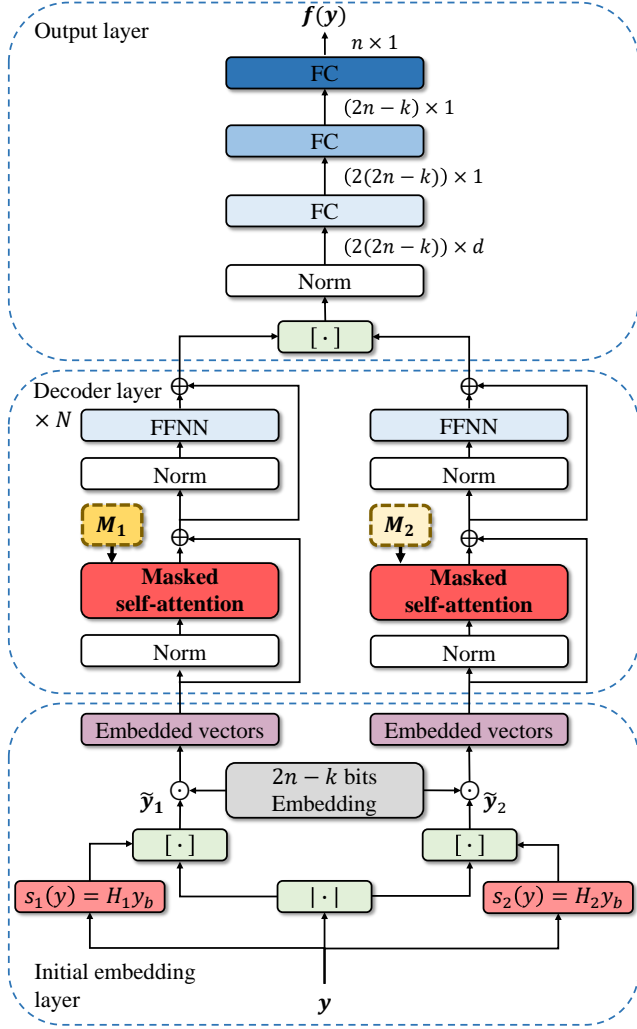


Figure 2: Architecture of the DM ECCT.

architecture of the DM ECCT is illustrated in Figure 2.

During the initial embedding of the DM ECCT, the received codeword y is converted to $\tilde{y}_1 = [|y|, s_1(y)]$ and $\tilde{y}_2 = [|y|, s_2(y)]$, where $s_1(y) = H_1 y_b$ and $s_2(y) = H_2 y_b$. H_1 and H_2 can be any PCMs that have the same codebook. Then, \tilde{y}_1 and \tilde{y}_2 with $2n - k$ bits are projected to d dimensional embedding. After passing the initial embedding layer, the decoder is defined as a concatenation of N decoder layers. The decoder layer consists of one masked self-attention, followed by one feed-forward neural network (FFNN). For each step, a normalization layer precedes and a residual connection is established. Finally, the output layer takes the concatenated vector of two output vectors of the decoder layer. It consists of three fully connected (FC) layers, applied after a normalization layer. The first FC layer reduces $2 \times (2n - k)$ dimension vector to $2n - k$ dimension, the second reduces d dimensional embedding to a one-dimensional $2n - k$ vector, and the third reduces $2n - k$ to an n dimensional vector. The output represents an estimate of soft multiplicative noise $f(y) = \hat{z}_s$ with which the decoding is completed by

bit flipping.

A key structure of a DM ECCT is that we employ two different mask matrices for two input vectors. The input vector determined by \tilde{y}_i is masked with M_i , since both \tilde{y}_i and M_i are determined by H_i , for $i = 1, 2$. As mentioned above, the relevance between codeword bits are associated in the PCM, and numerous PCMs exist for the same codebook. Rather than utilizing a single PCM (or a single mask matrix), utilizing a pair of PCMs can provide a diversity to the decoder. In the decoder layer, the proposed DM ECCT architecture captures distinct features generated by two different PCMs. These features are subsequently fused using concatenation and processed by the FC layers in the output layer. Such a design allows the DM ECCT to adeptly discern the relationship between codeword bits, ultimately achieving state-of-the-art decoding performance.

Training

The goal of the proposed decoder is to learn the multiplicative noise \tilde{z}_s in (1) and recover an original transmitted signal x . We can obtain the multiplicative noise by $\tilde{z}_s = \tilde{z}_s x_s^2 = y x_s$. Then, the target multiplicative noise for binary cross-entropy loss function is defined by $\tilde{z} = \text{bin}(\text{sign}(y x_s))$. Finally, the cross-entropy loss function for a received codeword y is defined as

$$\mathcal{L} = - \sum_{i=1}^n \tilde{z}_i \log(\sigma(f(y))) + (1 - \tilde{z}_i) \log(1 - \sigma(f(y))).$$

To compare with the conventional ECCT fairly, we adopt the same training setup as used in the previous work. We use the Adam optimizer (Kingma and Ba 2014) and conduct 1000 epochs. Each epoch consists of 1000 minibatches, where each minibatch is composed of 128 samples.

Experiments

To evaluate the efficacy of our proposed methods, we assess the bit error rate (BER) performance of both SM ECCT and DM ECCT for BCH codes and polar codes, and then compare with the conventional ECCT (Choukroun and Wolf 2022a). The implementation of the conventional ECCT is taken from (Choukroun and Wolf 2022b). For the testing, we collect at least 500 frame errors at each signal-to-noise ratio (SNR) value for at least 10^5 random codewords.

The DM ECCT utilizes the systematic and conventional mask matrices for two self-attention blocks. For polar codes, however, we utilize the systematic mask matrix and the mask matrix constructed based on the modified conventional PCM. In the following section, it will be mentioned that the upper $n \times n$ submatrix in the conventional mask matrix of polar code is always unmasked and the DM ECCT obtains the dense self-attention map. The dense self-attention map hinders the ECCT from effectively learning the relationship between codeword bits. Thus, we modify the conventional PCM of the polar codes by the row reduction. Starting from the first row, when the row contains all positions of one's of the next row, we eliminate the ones in the row. Utilizing both systematic and modified conventional mask matrices provides diversity gains to the DM ECCT.

$N = 2$								
d		32		64		128		
Code	SNR	ECCT	SM ECCT	ECCT	SM ECCT	ECCT	SM ECCT	DM ECCT
BCH (31, 11)	4 dB	$3.43e-2$	$1.77e-2$	$2.74e-2$	$1.17e-2$	$1.97e-2$	$9.06e-3$	$6.11e-3$
	5 dB	$1.47e-2$	$6.12e-3$	$1.06e-2$	$3.46e-3$	$6.60e-3$	$2.36e-3$	$1.38e-3$
	6 dB	$5.02e-3$	$1.70e-3$	$3.05e-3$	$7.12e-4$	$1.66e-3$	$4.43e-4$	$1.78e-4$
BCH (31, 16)	4 dB	$1.46e-2$	$1.06e-2$	$1.20e-2$	$8.22e-3$	$8.38e-3$	$5.63e-3$	$4.07e-3$
	5 dB	$4.40e-3$	$3.05e-3$	$3.39e-3$	$2.09e-3$	$1.95e-3$	$1.17e-3$	$7.38e-4$
	6 dB	$9.17e-4$	$6.20e-4$	$6.32e-4$	$3.32e-4$	$2.99e-4$	$1.72e-4$	$7.65e-5$
BCH (63, 30)	4 dB	$4.32e-2$	$3.23e-2$	$4.07e-2$	$2.49e-2$	$3.63e-2$	$2.15e-2$	$1.81e-2$
	5 dB	$1.88e-2$	$1.28e-2$	$1.72e-2$	$8.60e-3$	$1.41e-2$	$6.99e-3$	$4.80e-3$
	6 dB	$5.70e-3$	$3.72e-3$	$4.96e-3$	$2.11e-3$	$3.53e-3$	$1.45e-3$	$8.61e-4$
BCH (63, 45)	4 dB	$1.58e-2$	$1.16e-2$	$1.27e-2$	$9.63e-3$	$1.14e-2$	$8.34e-3$	$6.41e-3$
	5 dB	$4.41e-3$	$2.87e-3$	$3.16e-3$	$2.21e-3$	$2.64e-3$	$1.72e-3$	$1.05e-3$
	6 dB	$7.57e-4$	$4.13e-4$	$4.35e-4$	$2.97e-4$	$3.38e-4$	$2.00e-4$	$1.02e-4$
Polar (64, 22)	4 dB	$4.03e-2$	$3.50e-2$	$2.76e-2$	$1.74e-2$	$1.44e-2$	$1.11e-2$	$8.59e-3$
	5 dB	$1.66e-2$	$1.33e-2$	$9.34e-3$	$4.51e-3$	$3.91e-3$	$2.30e-3$	$1.66e-3$
	6 dB	$5.17e-3$	$3.42e-3$	$2.34e-3$	$7.05e-4$	$1.08e-3$	$2.73e-4$	$1.52e-4$
Polar (64, 32)	4 dB	$1.74e-2$	$1.29e-2$	$1.20e-2$	$1.01e-2$	$9.04e-3$	$7.84e-3$	$5.62e-3$
	5 dB	$5.84e-3$	$3.99e-3$	$3.33e-3$	$2.79e-3$	$2.39e-3$	$1.97e-3$	$1.23e-3$
	6 dB	$1.39e-3$	$8.63e-4$	$6.22e-4$	$5.17e-4$	$4.35e-4$	$3.48e-4$	$1.60e-4$
Polar (64, 48)	4 dB	$6.75e-3$	$7.44e-3$	$5.37e-3$	$1.69e-3$	$4.17e-3$	$4.77e-3$	$3.43e-3$
	5 dB	$1.42e-3$	$1.62e-3$	$1.02e-3$	$1.13e-3$	$6.95e-4$	$8.04e-4$	$4.95e-4$
	6 dB	$1.83e-4$	$2.15e-4$	$1.24e-4$	$1.42e-4$	$7.47e-5$	$8.58e-5$	$4.27e-5$

Table 1: A comparison of BER for three different methods at three different SNR values (4 dB, 5 dB, 6 dB). This table shows the BER performance for $N = 2$ and $d = \{32, 64, 128\}$. Best results are in **bold**.

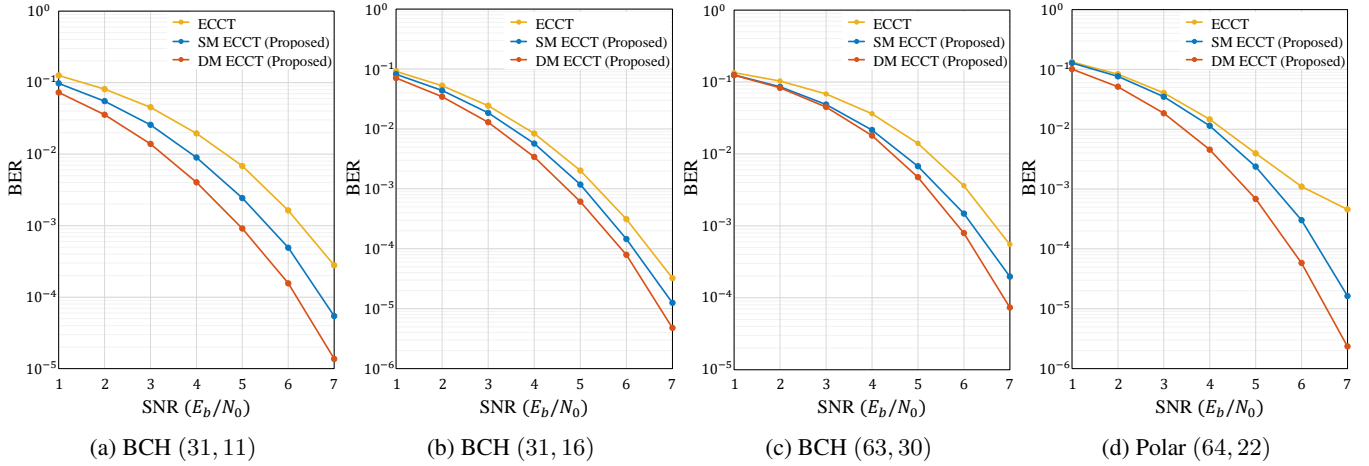


Figure 3: The BER performance of BCH and polar codes for $N = 2$ and $d = 128$.

Tables 1 and 2 show the BER performances of the conventional ECCT, the proposed SM ECCT, and the proposed DM ECCT for $N = \{2, 6\}$ and $d = \{32, 64, 128\}$. The first, second, and the third rows of each codes correspond to the BER performances at SNR 4 dB, 5 dB, and 6 dB, respectively. For the same N and SNR, the proposed DM ECCT achieves the best BER in most cases, except for BCH code (63, 30) when $N = 6$ and $d = 128$. The SM ECCT outperforms the conventional ECCT despite its lower computational complex-

ity. Figures 3 and 4 show the decoding performance of BCH codes and polar codes for $N = 2$, $d = 128$ and $N = 6$, $d = 128$, respectively. The DM ECCT, notably at a low code rate, significantly outperforms the conventional ECCT by more than 1 dB for high SNR. Furthermore, the decoding performance for both SM ECCT and DM ECCT continues to decrease, even when the ECCT curve starts to flatten, indicating the potential of the proposed ECCTs to perform well at high SNR points. Given that the conventional ECCT

$N = 6$								
d		32		64		128		
Code	SNR	ECCT	SM ECCT	ECCT	SM ECCT	ECCT	SM ECCT	DM ECCT
BCH (31, 11)	4 dB	$1.22e-2$	$5.22e-3$	$8.35e-3$	$2.48e-3$	$4.37e-3$	$1.72e-3$	$8.70e-4$
	5 dB	$3.28e-3$	$1.27e-3$	$1.92e-3$	$5.91e-4$	$9.69e-4$	$3.22e-4$	$8.57e-5$
	6 dB	$4.94e-4$	$2.10e-4$	$2.37e-4$	$8.23e-5$	$1.10e-4$	$4.89e-5$	$6.70e-6$
BCH (31, 16)	4 dB	$5.55e-3$	$2.79e-3$	$3.50e-3$	$3.11e-3$	$2.97e-3$	$1.71e-3$	$1.07e-3$
	5 dB	$1.02e-3$	$4.43e-4$	$6.50e-4$	$5.24e-4$	$4.66e-4$	$2.52e-4$	$8.35e-5$
	6 dB	$1.12e-4$	$3.11e-5$	$6.65e-5$	$5.66e-5$	$4.76e-5$	$2.35e-5$	$5.75e-6$
BCH (63, 30)	4 dB	$8.41e-3$	$5.63e-3$	$7.36e-3$	$4.41e-3$	$1.87e-2$	$9.00e-3$	$8.04e-3$
	5 dB	$1.37e-3$	$8.33e-4$	$1.06e-3$	$5.24e-4$	$4.41e-3$	$1.96e-3$	$1.18e-3$
	6 dB	$1.10e-4$	$5.09e-5$	$7.02e-5$	$2.68e-5$	$5.28e-4$	$2.51e-4$	$7.61e-5$
BCH (63, 45)	4 dB	$1.00e-2$	$5.03e-3$	$6.12e-3$	$2.05e-3$	$4.53e-3$	$3.76e-3$	$2.74e-3$
	5 dB	$2.49e-3$	$8.95e-4$	$1.59e-3$	$2.49e-4$	$5.58e-4$	$4.32e-4$	$2.62e-4$
	6 dB	$6.83e-4$	$1.07e-4$	$5.42e-4$	$1.82e-5$	$3.15e-5$	$1.61e-5$	$9.31e-6$
Polar (64, 22)	4 dB	$5.22e-3$	$3.32e-3$	$2.52e-3$	$1.59e-3$	$2.16e-3$	$5.84e-4$	$4.82e-4$
	5 dB	$9.64e-4$	$5.01e-4$	$3.50e-4$	$1.76e-4$	$1.76e-4$	$3.28e-5$	$2.94e-5$
	6 dB	$1.01e-4$	$4.44e-5$	$2.66e-5$	$1.39e-5$	$1.22e-5$	$1.37e-6$	$6.39e-7$
Polar (64, 32)	4 dB	$3.59e-3$	$3.06e-3$	$2.30e-3$	$2.09e-3$	$1.25e-3$	$9.10e-4$	$9.03e-4$
	5 dB	$5.21e-4$	$4.22e-4$	$2.94e-4$	$2.66e-4$	$1.25e-4$	$8.28e-5$	$8.07e-5$
	6 dB	$4.56e-5$	$3.10e-5$	$1.98e-5$	$1.46e-5$	$6.57e-6$	$4.47e-6$	$3.70e-6$
Polar (64, 48)	4 dB	$6.75e-3$	$7.44e-3$	$5.37e-3$	$1.69e-1$	$2.05e-3$	$1.68e-3$	$1.70e-3$
	5 dB	$1.42e-3$	$1.62e-3$	$1.02e-3$	$1.13e-3$	$2.50e-4$	$2.12e-4$	$2.11e-4$
	6 dB	$1.83e-4$	$2.15e-4$	$1.24e-4$	$1.42e-4$	$1.77e-5$	$1.83e-5$	$1.73e-5$

Table 2: A comparison of BER for three different methods at three different SNR values (4 dB, 5 dB, 6 dB). This table shows the BER performance for $N = 6$ and $d = \{32, 64, 128\}$. Best results are in **bold**.

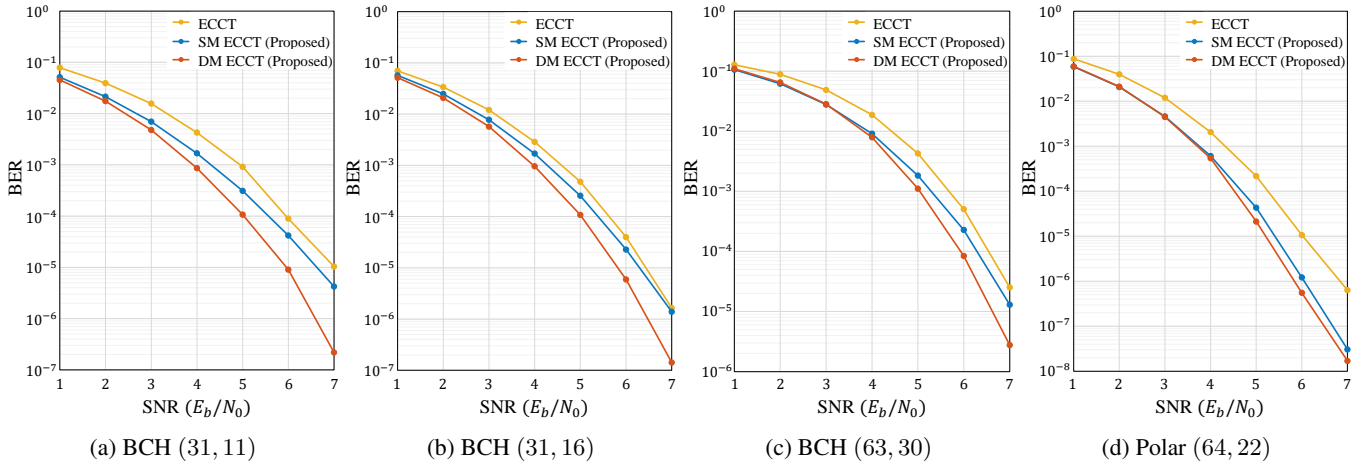


Figure 4: The BER performance of BCH and polar codes for $N = 6$ and $d = 128$.

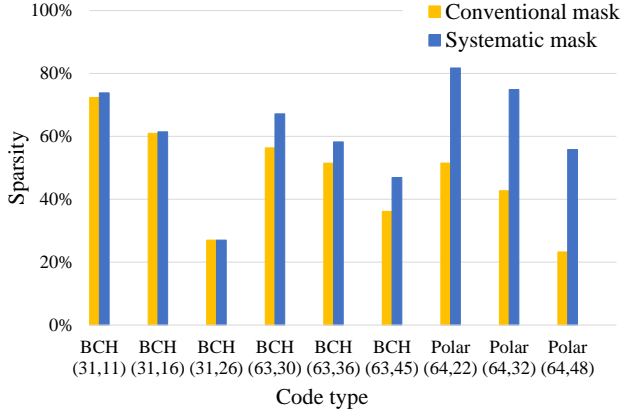
outperforms previous neural network-based decoding algorithms as noted by Choukroun and Wolf (Choukroun and Wolf 2022a), our work can be recognized as the new state-of-the-art solution for ECC decoding.

Discussion

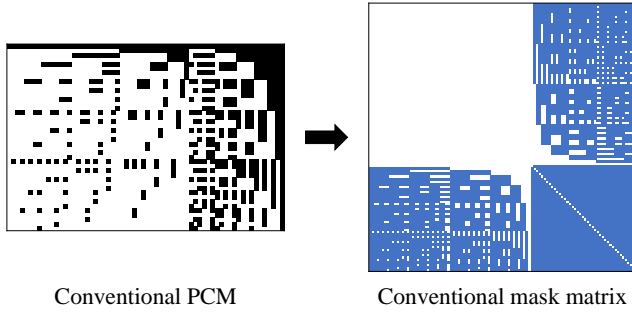
Complexity Analysis

Figure 5(a) shows the sparsity of the self-attention map employing conventional and systematic masks with respect

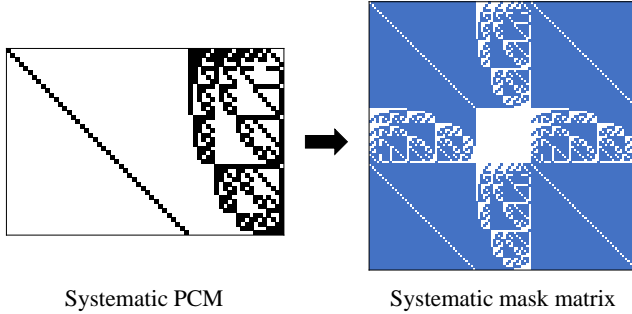
to the full self-attention map without masking. Utilizing the systematic mask, sparsity levels rise from 72% to 74% for BCH code (31, 11), from 56% to 67% for BCH code (63, 30), and dramatically from 52% to 82% for polar code (64, 22). As depicted in Figures 5(b) and 5(c), the systematic mask matrix shows a notably larger portion of masking positions than the conventional mask matrix, especially for polar codes. This is attributed to the fact that the first row in the conventional PCM of the polar codes is the all-ones



(a) Sparsity



(b) Conventional ECCT



(c) Proposed ECCT

Figure 5: (a) Sparsity comparison of the self-attention map employing non-systematic and systematic mask matrices for different codes. (b) The PCM and mask matrix of polar code (64, 22), which is utilized in the conventional ECCT. (c) The PCM and mask matrix of polar code (64, 22), which is utilized in our work.

vector. In such case, the upper $n \times n$ submatrix of the conventional mask matrix is always unmasked according to the Algorithm 1. However, the first row of the systematic PCM is not the all-ones vector and a large portion of the upper $n \times n$ submatrix is masked. This sparsity improvement in the self-attention maps leads to a reduction in computational complexity.

In terms of the computational complexity, the use of the

proposed systematic mask matrix contributes to reducing the computational complexity. For the DM ECCT, it requires twice of a complexity in the decoder layer, as it has two input embedded vectors that pass through all blocks in the decoder layer. However, the architecture of DM ECCT facilitates the parallel operations in the decoder layers; hence, DM ECCT can improve decoding performance while maintaining the decoding latency.

Conclusion

In this paper, we aimed to improve the performance of ECC decoding using a novel architecture of the ECCT. We first proposed the systematic mask matrix, which is more suitable for the ECCT than the conventional mask matrix. Additionally, we proposed the novel architecture of DM ECCT by employing two mutually complementary mask matrices.

Through extensive simulations, we demonstrated that the proposed methods outperform the conventional ECCT. We first achieved performance and computational complexity enhancements by the systematic mask matrix. The sparsity incurred by the systematic mask prompts the ECCT to focus on more important positions, enhancing decoding performance. In particular, more pronounced improvements are observed in low-rate codes. Traditionally, the systematic form of the matrix has been employed for efficient encoding in conventional decoders (e.g., BP, MS decoders). However, our results highlight its critical importance in the decoding process of ECCT as well.

Also, we showed that the proposed DM ECCT architecture contributes to decoding performance improvement. We utilized two different mask matrices, systematic and conventional masks, in a parallel manner, which provided diversity gains to the decoder. The DM ECCT notably enhances decoding performance over the conventional ECCT for both BCH codes and polar codes, achieving the state-of-the-art decoding performance with considerable margins.

References

- Bennatan, A.; Choukroun, Y.; and Kisilev, P. 2018. Deep learning for decoding of linear codes—a syndrome-based approach. In *Proceedings of 2018 IEEE International Symposium on Information Theory (ISIT)*, 1595–1599. IEEE.
- Buchberger, A.; Hager, C.; Pfister, H. D.; Schmalen, L.; and Amat, A. G. I. 2021. Pruning and quantizing neural belief propagation decoders. *IEEE Journal of Selected Areas in Communications*, 39(7): 1957–1966.
- Choukroun, Y.; and Wolf, L. 2022a. Error correction code transformer. In *Advances in Neural Information Processing Systems*.
- Choukroun, Y.; and Wolf, L. 2022b. Error correction code transformer. <https://github.com/yonilc/ECCT>. Accessed: 2023-05-22.
- Dai, J.; Tan, K.; Si, Z.; Niu, K.; Chen, M.; Poor, H. V.; and Cui, S. 2021. Learning to decode protograph LDPC codes. *IEEE Journal of Selected Areas in Communications*, 39(7): 1983–1999.

- Dorner, S.; Cammerer, S.; Hoydis, J.; and Brink, S. 2018. Deep learning based communication over the air. *IEEE Journal of Selected Topics in Signal Processing*, 12(1): 132–143.
- Dosovitskiy, A.; Beyer, L.; Kolesnikov, A.; Weissenborn, D.; Zhai, X.; Unterthiner, T.; Dehghani, M.; Minderer, M.; Heigold, G.; Gelly, S.; Uszkoreit, J.; and Houlsby, N. 2021. An image is worth 16×16 words: Transformers for image recognition at scale. In *International Conference on Learning Representations (ICLR)*.
- Kim, H.; Jiang, Y.; Rana, R.; Kannan, S.; Oh, S.; and Viswanath, P. 2018. Communication algorithms via deep learning. In *International Conference on Learning Representations (ICLR)*.
- Kim, H.; Oh, S.; and Viswanath, P. 2020. Physical layer communication via deep learning. *IEEE Journal of Selected Topics in Information Theory*, 1(1): 5–18.
- Kingma, D. P.; and Ba, J. 2014. Adam: A method for stochastic optimization. In *arXiv preprint arXiv:1412.6980*.
- Kwak, H.-Y.; Kim, J.-W.; Kim, Y.; Kim, S.-H.; and No, J.-S. 2022. Neural min-sum decoding for generalized LDPC codes. *IEEE Communications Letters*, 26(12): 2841–2845.
- Liu, Z.; Lin, Y.; Cao, Y.; Hu, H.; Wei, Y.; Zhang, Z.; Lin, S.; and Guo, B. 2021. Swin transformer: Hierarchical vision transformer using shifted windows. In *IEEE/CVF International Conference on Computer Vision (ICCV)*.
- Lugosch, L.; and Gross, W. J. 2017. Neural offset min-sum decoding. In *Proceedings of 2017 IEEE International Symposium on Information Theory (ISIT)*, 1316–1365. IEEE.
- Nachmani, E.; Beery, Y.; and Burshtein, D. 2016. Learning to decode linear codes using deep learning. In *2016 54th Annual Allerton Conference on Communications, Control, and Computing (Allerton)*, 341–346. IEEE.
- Nachmani, E.; Marciano, E.; Lugosch, L.; Gross, W. J.; Burshtein, D.; and Beery, Y. 2018. Deep learning methods for improved decoding of linear codes. *IEEE Journal of Selected Topics in Signal Processing*, 12(1): 119–131.
- Nachmani, E.; and Wolf, L. 2019. Hyper-graph-network decoders for block codes. In *Advances in Neural Information Processing Systems*, 2326–2336.
- Nachmani, E.; and Wolf, L. 2021. Autoregressive belief propagation for decoding block codes. In *arXiv preprint arXiv:2103.11780*.
- Richardson, T. J.; and Urbanke, R. 2008. *Modern coding theory*. Cambridge Univ. Press.
- Vaswani, A.; Shazeer, N.; Parmar, N.; Uszkoreit, J.; Jones, L.; Gomez, A. N.; Kaiser, Ł.; and Polosukhin, I. 2017. Attention is all you need. In *Advances in Neural Information Processing Systems*, 5998–6008.