
Learning Deductive Reasoning from Synthetic Corpus based on Formal Logic

Terufumi Morishita¹ Gaku Morio¹ Atsuki Yamaguchi¹ Yasuhiro Sogawa¹

Abstract

We study a synthetic corpus based approach for language models (LMs) to acquire logical deductive reasoning ability. The previous studies generated deduction examples using specific sets of deduction rules. However, these rules were limited or otherwise arbitrary. This can limit the generalizability of acquired deductive reasoning ability. We rethink this and adopt a well-grounded set of deduction rules based on formal logic theory, which can derive any other deduction rules when combined in a multistep way. We empirically verify that LMs trained on the proposed corpora, which we name **FLD** (Formal Logic Deduction), acquire more generalizable deductive reasoning ability. Furthermore, we identify the aspects of deductive reasoning ability on which deduction corpora can enhance LMs and those on which they cannot. Finally, on the basis of these results, we discuss the future directions for applying deduction corpora or other approaches for each aspect. We release the code, data, and models¹.

1. Introduction

Building a machine that logically reasons step by step has been the Holy Grail since the early era of artificial intelligence (McCarthy, 1959). Such a machine will solve complex real-world problems in a very explainable and transparent way. Toward this goal, various benchmarks for measuring logical reasoning ability have recently been proposed (Weston et al., 2015; Habernal et al., 2018; Niven & Kao, 2019; Richardson et al., 2020). Usually, researchers tackle these benchmarks using state-of-the-art language models (LMs) expecting their remarkable linguistic understanding

ability. Yet still, even such powerful LMs struggle with these benchmarks, showing their limited logical reasoning ability (Askill, 2020; Rae et al., 2021; Yang et al., 2022).

LMs have acquired their linguistic understanding ability inductively from a lot of high-quality examples in human-written texts (Devlin et al., 2019). Conversely, their poor logical reasoning ability suggests the lack of high-quality examples of logical reasoning. This is not a surprise given that humans usually think reflexively rather than logically step by step (Kahneman, 2011). The consideration here suggests a straightforward strategy to equip LMs with logical reasoning ability: create corpora that include many examples of valid logical reasoning and train LMs on them.

For this purpose, we can use the recently proposed RuleTaker (Clark et al., 2021). RuleTaker is a benchmark composed of many synthetically generated multistep deductive proofs written in natural languages. Each deductive proof (dis-)proves a hypothesis by applying deduction rules multiple times to a given set of facts (the same as “Deduction Instance” in Figure 1). RuleTaker adopted the deduction rules of the implication kind, such as $\forall xF(x) \rightarrow G(x), F(a) \vdash G(a)$ (here, \vdash means “derives”). Artificial Argument Corpus (AACorpus) (Betz et al., 2021) is another corpus composed of synthetically generated single-step deductive proofs. AACorpus adopted hand-selected deduction rules useful for critical thinking, such as contraposition $\mathcal{F} \rightarrow \mathcal{G} \vdash \neg\mathcal{G} \rightarrow \neg\mathcal{F}$ (\neg is negation). All these corpora could offer LMs opportunities to acquire logical *deductive* reasoning ability, one of the most important and universally used logical reasoning abilities.

However, it is still an open question whether this research direction will genuinely lead to the improvement of deductive reasoning ability. First, the deduction rules used in the previous corpora were limited or otherwise arbitrary. This can limit the generalizability of the acquired deductive reasoning ability since complex real-world reasoning can require various deduction rules. Second, it has not yet been studied on what aspect of deductive reasoning ability deduction corpora can enhance LMs. Such aspects will include, in addition to the mastery of deduction rules, the ability to solve complex deductive proofs, understanding of diverse linguistic expressions of logical statements, robustness to distractive facts, and understanding of complex formulas.

¹Hitachi, Ltd. Research and Development Group, Kokubunji, Tokyo, Japan. Correspondence to: Terufumi Morishita <terufumi.morishita.wp@hitachi.com>.

Proceedings of the 40th International Conference on Machine Learning, Honolulu, Hawaii, USA. PMLR 202, 2023. Copyright 2023 by the author(s).

¹Available at: <https://github.com/hitachi-nlp/FLD>

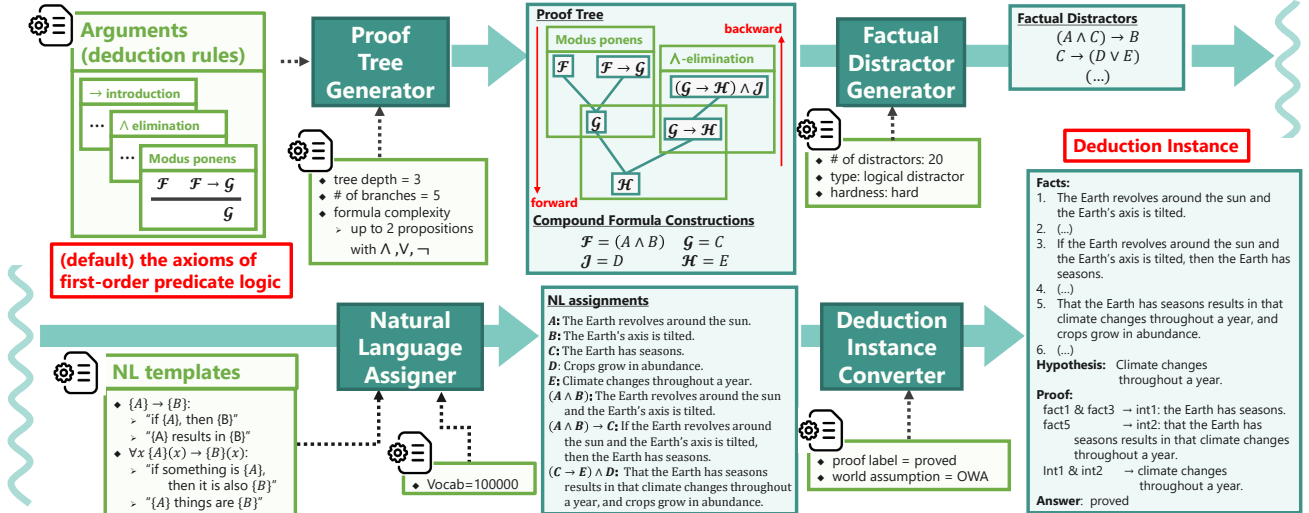


Figure 1: An overview of the proposed framework **FLD**, which aims to generate logical deduction instances constructed from the axioms of first-order predicate logic. **FLD** is modular, and the modules are made as flexible as possible by options or external template files. This enables us to generate various patterns of corpora for analysis.

This investigation is essential to discuss the future directions on deductive reasoning: for the aspects for which deduction corpora are beneficial, we can advance by inventing better deduction corpora. However, for the other aspects, we should take other approaches.

This paper aims to answer these questions. First, we rethink the choice of deduction rules. To this end, we leverage the formal logic theory (Section 2). According to formal logic, there are infinite valid deduction rules, including but not limited to the ones used in the previous corpora. However, among them, there is a set of atomic deduction rules called *the axioms*, and any other valid deduction rules can be derived by multistep deductions constructed from the axioms (*completeness*). As a consequence, *multistep deductions constructed from the axioms can express multistep deductions constructed from any other deduction rules*. The sets of deduction rules used in the previous corpora do not have this property and thus cannot express other various deduction rules. To revise this point, we propose a deduction corpus generation framework named **FLD** (Formal Logic Deduction), which adopts the axioms. Using the corpora generated by **FLD**, we aim to teach LMs how to construct multistep deductions by using the axioms.

To show that the training on **FLD** is indeed effective, we measured the performance of LMs trained on **FLD** corpora on two types of deductive reasoning benchmarks (Section 6). One benchmark is deduction corpora themselves, which requires rigid logical reasoning, and the other is human-authored EntailmentBank (EB) (Dalvi et al., 2021), which requires more complex real-world reasoning. We obtained promising results: LMs trained on **FLD** outperform baselines on both benchmarks, showing their better generalizability. Nevertheless, LMs still fail to fully utilize the potential

of the axioms as it struggles to construct many-step proofs.

Next, we identify the aspects of deductive reasoning ability on which deduction corpora are beneficial (Section 7). To analyze each aspect separately, we employed various options of **FLD** and generated a comprehensive set of “ablation corpora”, where one corpus emphasizes a specific aspect different from those emphasized by the other corpora. Then, for each corpus (aspect), we investigated whether the LM trained on that corpus outperformed the LM without this training. If it did, we concluded that the supervision from deduction corpus on that aspect is beneficial for LMs. The results suggest that deduction corpora are beneficial on almost all the aspects. However, for some aspects, deduction corpora alone are not enough, and thus other approaches, such as advanced models and learning methods, could be required. Finally, on the basis of the results, we discuss the future directions for applying deduction corpora or other approaches for each aspect (Section 8).

We summarize our contributions as follows:

- To teach LMs deductive reasoning, we propose a deduction corpus generation framework **FLD** (Section 3).
 - **FLD** is the first to leverage formal logic theory: it adopts a well-grounded set of deduction rules that can derive any other deduction rules when combined in multistep deductions.
 - **FLD** highly flexibly generates various patterns of corpora for analysis (Table 1).
 - Accordingly, we release challenging **FLD** corpora, the code, and the fine-tuned models¹.
- We empirically verify that LMs trained on **FLD** corpora acquire more generalizable deductive reasoning ability than the baselines without such training (Section 6).
- We analyze each aspect of deductive reasoning and

provide the future directions for applying deduction corpora or other approaches for them (Sections 7 and 8).

2. Preliminaries: Formal Logic

Let us consider the following single-step deductive reasoning:

$$\frac{\begin{array}{l} \text{The Earth revolves} \\ \text{around the sun} \end{array} \quad \begin{array}{l} \text{If the Earth revolves around the sun,} \\ \text{the Earth has seasons.} \end{array}}{\text{The Earth has seasons.}} \quad (1)$$

This deduction step derives the conclusion, written under the bar, from the two premises. Next, consider another step:

$$\frac{\begin{array}{l} \text{The Earth revolves} \\ \text{around the sun} \end{array} \quad \begin{array}{l} \text{If the Earth revolves around the sun,} \\ \text{the Earth does not have seasons.} \end{array}}{\text{The Earth does not have seasons.}} \quad (2)$$

In this step, one of the premises (i.e., “If the Earth revolves around the sun, the Earth does not have seasons”) is false. However, *if the premise had been true*, we can still derive the conclusion. Thus, in formal logic, this step is still valid the same as (1). We can abstract (1) and (2) using symbols as:

$$\frac{\mathcal{F} \quad \mathcal{F} \rightarrow \mathcal{G}}{\mathcal{G}} \text{ modus ponens} \quad (3)$$

The deduction step of this form is called *modus ponens*.

While modus ponens is the most intuitive deduction step, many others exist. For example, a famous syllogism is:

$$\frac{(\mathcal{F} \rightarrow \mathcal{G}) \wedge (\mathcal{G} \rightarrow \mathcal{H})}{\mathcal{F} \rightarrow \mathcal{H}} \text{ syllogism} \quad (4)$$

The other example below defines the meaning of \wedge formally:

$$\frac{(\mathcal{F} \wedge \mathcal{G})}{\mathcal{F}} \quad \frac{(\mathcal{F} \wedge \mathcal{G})}{\mathcal{G}} \wedge\text{-elimination} \quad (5)$$

Of course, we can consider invalid² steps such as:

$$\frac{\mathcal{F} \quad (\mathcal{F} \vee \mathcal{G})}{\mathcal{G}} \quad (6)$$

Now, from these examples, we obtain some important points of deductive reasoning. First, deductive reasoning can be defined as a form of thought in which a conclusion is derived from a set of premises following specific rules. In formal logic, such deduction rules are called *arguments*. Thus, (1) to (6) all are formal logic arguments. Second, whether an argument is valid or not does not depend on *contents* of symbols but only on the *superficial form* of the symbolic sequence composed of the premises to the conclusion. For example, as stated above, (3) is valid regardless of the actual content of \mathcal{G} , such as \mathcal{G} = “(…), the Earth has seasons.” in (1) and \mathcal{G} = “(…), the Earth does not have seasons.” in (2). This enables us to regard all arguments simply as symbolic rules such as (3) to (6). Third and as one conclusion of

²A deduction step (an argument) is invalid when for some truth value assignments, the conclusion is false (=0) even if all the premises are true (=1). See Table B.10b.

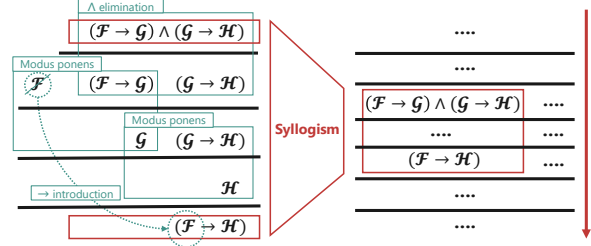


Figure 2: An example of multistep deduction constructed from the axioms. (Left) shows the derivation of a syllogism. (Right) illustrates that deduction with more steps can express deductions that use a syllogism as a given rule.

the second point, the symbols such as \mathcal{F} and \mathcal{G} can be arbitrary compounds of other formulas such as $\mathcal{F} = (A \wedge B)$ and $\mathcal{F} = \forall x, A(x) \rightarrow B(x)$. Finally, since we can consider infinite patterns of formulas as premises and a conclusion, we have infinite patterns of arguments (including both valid and invalid arguments).

Next, we consider multistep deductions. Figure 2 shows that syllogism argument can be derived by the multistep deduction constructed from other “atomic” arguments. (For other examples, Figure B.4 shows the derivations of the arguments used in the previous corpora.) Indeed, in formal logic, there is a set of atomic arguments called *the axioms* (listed in Figure B.3a), and the following is known³:

Theorem 2.1 (Completeness of first-order predicate logic (Gödel, 1930)). *Any valid⁴ argument is derivable by multistep deduction constructed from the axioms. Furthermore, any argument derivable by multistep deduction constructed from the axioms is valid.*

Here we have come to the core of formal logic: multistep deduction constructed from the axioms. Thanks to the completeness, all valid arguments can be derived in this way, and all (infinite) arguments derived in this way are valid. As a consequence, *multistep deduction constructed from the axioms can express multistep deduction constructed from any other arguments*, as illustrated in Figure 2 (right).

3. Generating Formal Logic Deduction Corpus

The previous deduction corpora (Clark et al., 2021; Betz et al., 2021) used limited or arbitrary sets of deduction rules. However, as we saw in Section 2, the axioms should be the most generalizable to various deduction rules. Thus, we propose a framework named **FLD** (Formal Logic Deduction), which generates examples of multistep deduction constructed from the axioms. We designed **FLD** to be highly flexible, i.e., configurable and/or extensible by options or external template files as in Table 1, so that we can generate and analyze various patterns of corpora.

³We limit our focus to first-order predicate logic in this paper.

⁴An argument is valid when for all truth value assignments, the conclusion is true (=1) if all the premises are true. See Table B.10a.

Table 1: A comparison of **FLD** with the previous studies. **FLD** is flexible to generate various patterns of corpora for analysis. ✓ means controllable and extensible by an external template file. ✓ means controllable by an option.

	Deduction Rules	Proof Tree Depth (upto)	Proof Tree Branches	Formula Complexity	# of Distractors (up to)	Linguistic Diversity	Proof Labels
RuleTaker (Clark et al., 2021)	implication	5	A few	complex	~20	less (RuleTaker) / more (ParaRules)	provable / disprovable / unknown
AACorpus (Betz et al., 2021)	✓ (default = critical thinking)	1	1	✓ (simple / complex)	0	✓ (default = less)	provable / disprovable
FLD	✓ (default = the axioms)	✓ (can be any)	✓ (can be any)	✓ (simple / complex)	✓ (can be any)	✓ (default = more)	✓ (can choose any)

We show examples of generated instances in Figure C.5. Below, we overview each module. For intuitive understanding, refer to the corresponding part of Figure 1. For the detailed implementations, refer to Appendix E.

3.1. Proof Tree Generation via Random Forward-/Backward- Deduction

RuleTaker (Clark et al., 2021) generates deductive proof trees by first randomly generating various formulas and second running a logical solver library on them to find occasionally emerged deductive relationships among them. However, since we rely on an external solver, we cannot specify the set of arguments used in proof trees (and thus we cannot specify the axioms, especially.). Further, since we rely on the randomness, we cannot control the complexity of a proof tree, i.e., the depth and the number of leaves.

Thus, we decided to take another approach. We invented a module (“Proof Tree Generator” in Figure 1) that generates a proof tree through a random deduction process by using a set of arguments specified by a user. A user can specify the arguments in a template rule file, as exemplified in Figure E.6. At each forward- or backward- deduction step, the module randomly chooses one argument and joints it to the current proof tree (“forward” and “backward” in the figure). The numbers of forward- and backward- steps control the tree’s depth and number of leaves, respectively.

Once the structure of the proof tree is constructed, we construct the compound formulas at the tree nodes, such as \mathcal{F} , \mathcal{G} . Since these formulas are arbitrary (Section 2), we randomly combine atomic formulas such as A and B using logical operators \wedge , \vee , \neg . To avoid over complications, we limit the number of atomic formulas in each compound formula up to three. The resulting formulas are like $\mathcal{F} = (\neg A \wedge B)$.

3.2. Factual Distractor Generation

In a realistic scenario of logical reasoning, since the facts are collected by possibly incomplete retrieval systems rather than given, LMs have to correctly choose only the relevant facts under the existence of many irrelevant facts. To imitate this scenario, we add distractor facts to each deduction instance (“Factual Distractor Generator” in Figure 1). The

distractor facts are formulas that are similar to the gold facts in their logical form. For example, for the gold fact $(A \wedge B) \rightarrow C$, formulas such as $(A \wedge C) \rightarrow B$ can be distractors. We also implemented several other types of distractors and use the mixture of them.

3.3. Natural Language Assignment

We assign one natural language sequence to each formula of tree nodes and of distractors (“Natural Language Assigner” in Figure 1). Inspired by Betz et al. (2021), we take a template based approach. For each formula, we prepare several templates via an external template file (exemplified in Figure E.7) such as follows:

$A \rightarrow B$: “If A, then B.”, “A leads to B.”

$F(a) \rightarrow G(b)$: “If a F, then b G.”, “When a F, b G.”

Then, we randomly choose one from them. Note that since the templates can be nested, the number of resulting patterns are combinatorially diverse.

Next, we assign natural language statements to atomic components such as A, B, F, G, a, b . Here, we come back to the important point in deductive reasoning discussed in Section 2: that the validity of deduction does not depend on contents of formulas, or in other words, the same deduction can be conducted on the same formulas regardless of their contents. To reflect this point, we assign a *random* statement constructed (under a certain grammatical constraint) from a full vocabulary to each atomic component; for example:

A : “an Earthquake occurs” B : “the year ends”

F : “run” G : “answer” a : “the hamburger” b : “Peter”

These random and diverse statements constructed from a large vocabulary (about 20k words) are another major difference from the previous studies (Tafjord et al., 2021; Betz et al., 2021), which used limited statements constructed from a limited vocabulary (a few dozen of words).

3.4. Deduction Instance Conversion

We finally make a deductive reasoning instance from the outputs of the previous modules (“Deduction Instance Converter” in Figure 1). A deduction instance is composed of a set of facts, a hypothesis, a proof sequence, and an answer (“proved”, “disproved”, or “unknown”). This module

can make an instance of any answer label as follows. For answer label “proved”, (i) we use the root node as the hypothesis, (ii) we use the leaf nodes of the proof tree and the distractors as the fact set, and (iii) we use the internal nodes of the proof tree as the proof sequence. For answer label “disproved”, we use the negated statement of the root node as the hypothesis so that the hypothesis is disproved by the proof sequence. For answer label “unknown”, we randomly drop some of the leaf nodes so that the hypothesis cannot be proved or disproved by the proof sequence.

4. Experiments

We conducted experiments to verify the effectiveness of **FLD**, and to identify the aspects of deductive reasoning ability on which deduction corpora can enhance LMs. To this end, we examined various deduction corpora shown in Table 2. We trained LMs on the deduction corpora and measured their performance on relevant benchmarks. For reference, we also measured the performance of a LM (T5) without training on the deduction corpora. We used two types of benchmarks: deduction corpora themselves and human-authored EntailmentBank (Dalvi et al., 2021). We briefly explain the setup. See Appendix F for the details.

4.1. Prover Model

All the experiments involve generating a proof sequence to (dis-)prove a given hypothesis from a given set of facts. To tackle the task of this type, we adopt the stepwise prover model from Yang et al. (2022). This prover is a generative model based on T5 (Raffel et al., 2020), which generates one proof step at a time. A proof step represents the chosen premises and the derived (generated) conclusion, such as “fact1 & fact3 -> The Earth has seasons”. The prover continues the generation until the given hypothesis is (dis-)proved.

4.2. Few-shot Transfer to Synthetic Deduction Corpora

The first benchmark is the deduction corpora, which measure rigid logical reasoning ability. We trained prover LM on a corpus and measured its performance on another corpus. If LMs have acquired robust deductive reasoning ability, they should transfer well with a small number of examples. To see this, we used few-shot setting ⁵.

We trained prover LM (T5-base) on the training split of each source corpus for 20k steps with a batch size of 64 and learning rate of 1e-4. Then we fine-tuned the prover

⁵Zero-shot is not appropriate for transfer among corpora that differ in the sets of arguments used in proofs as follows. Since a proof step is made by an argument, the nature (granularity) of proof steps in one corpus differs much from those in another corpus. To adjust this artificial difference, LMs need examples of the target corpus.

LM on 1% subset (300 instances) of the training split of the target corpus. Finally, we measure the performance of the prover on the test split of the target corpus by using proof accuracy (Saha et al., 2020), which measures whether the generated proofs match the gold proofs ⁶. We used a more strict version of the proof accuracy (see our repository ¹ for details).

4.3. Transfer to EntailmentBank

EntailmentBank (EB) (Dalvi et al., 2021) is a recently proposed challenging benchmark. The proof trees in the EB dataset are human-authored rather than synthetically generated. Further, each proof step can be rough entailment instead of a rigid logical step. Thus, EB measures logical reasoning ability in a more real-world scenario.

We used all the three tasks of EB, which differ in the property of a given fact set: Task1 does not include distractors, Task2 includes distractors, and Task3 includes sentences retrieved from worldTree V2 (Xie et al., 2020).

As stated above, the nature of proof steps in EB differs much from the nature of those in deduction corpora. Thus, it is difficult for prover LMs trained on deduction corpora to transfer to EB with a small number of examples. Thus, we fine-tuned the provers using all the EB instances.

We trained a prover LM (T5-large) on a source deduction corpus for 10k steps and fine-tuned it on each EB corpus for 10k steps. For all the training, the batch size was 64 and the learning rate was 5e-5, except EB-task2 where the learning rate of 2.5e-5 was used. For EB-task3, we used the prover trained on task2, following Dalvi et al. (2021). Given the challengingness of EB, we used the additional RoBERTa (Liu et al., 2019) based proof step verifier proposed in Yang et al. (2022). We measured the performance of the provers on the test split of EB by the official metric of “AllCorrect” proof accuracy (Dalvi et al., 2021).

5. How Well do LMs Solve Logic?

Table 3: Proof accuracy of a prover fully fine-tuned using all the dataset instances on each corpus.

RuleTaker		FLD	
RT	RT.PR	FLD	FLD*
92.4	93.9	66.4	37.7

(The officially released corpora ¹ are *version 2*, on which the provers exhibit slight improvement. See Appendix H for details).

⁶We also show the results of answer accuracy in Appendix G.1. However, due to biases in fact sets, answers can be guessed without considering proofs to some extent, as found in Tafjord et al. (2021) where answer accuracy exceeds proof accuracy. Thus, the answer accuracy is not appropriate for measuring the logical deductive reasoning ability explicitly.

Table 2: The corpora examined in this paper. For RuleTaker (“RT”), we used the OWA version introduced by Tafjord et al. (2021). To align conditions as closely as possible across the corpora being compared, we (i) generated multiple FLD corpora using the options and template files and (ii) added several preprocessings to RuleTaker. See Appendix F.1 for details.

name	arguments (deduction rules)	distractors (up to)	linguistic diversity	formula complexity	tree depth	tree depth distribution	# train examples
RT (“D0-D3”)	implication	~ 20	less	complex	1–3	skewed (biased toward lower depths)	30k
RT.PR (“ParaRules”)	implication	~ 20	more	complex	1–5		30k
RT.BE (“Birds-Electricity”)	implication	~ 20	more	complex	1–3		- (test only)
sFLD-impl	implication	~ 20	less	complex	1–3		30k
sFLD-crit	critical thinking	~ 20	less	complex	1–1		30k
sFLD-axiom (sFLD)	the axioms	~ 20	less	complex	1–3	30k	
RT.D5 (“D0-D5”)	implication	~ 20	less	complex	1–5	uniform	30k
FLD.D5	the axioms	~ 20	less	complex	1–5		30k
FLD-impl.0	implication	~ 20	less	complex	1–3	uniform	30k
FLD-impl.1	implication	~ 20	less	complex	1–8		30k
FLD.0	the axioms	0	less	complex	1–3	uniform	30k
FLD.1	the axioms	~ 20	less	simple	1–3		30k
FLD.2	the axioms	~ 20	less	complex	1–3		30k
FLD.3 (FLD)	the axioms	~ 20	more	complex	1–3		30k
FLD.4 (FLD*)	the axioms	~ 20	more	complex	1–8		30k

First, we show how well LMs solve logic of each deduction corpus (Table 3). As shown, while the fully finetuned provers performed well on RuleTaker, they performed poorer on FLD. One possible reason is as follows. First, since a proof tree is constructed from the combination of argument chosen at each level of the tree, the number of possible proof tree patterns can be estimated (very roughly) as $\mathcal{O}(\mathcal{A}^d)$, where \mathcal{A} is the number of argument choices and d is the proof tree depth. Next, while RuleTaker uses only a few arguments ($\mathcal{A} = 2$) of implication type shown in Figure B.3b, FLD uses various arguments ($\mathcal{A} \sim 10$) of the axioms shown in Figure B.3a. Thus, FLD includes exponentially more diverse patterns of proof trees, which makes FLD more challenging. Indeed, when we enlarge the maximum tree depth from $d=3$ to $d=8$ (**FLD** to **FLD***), the corpus became extremely more challenging due to the exponentially more diverse proof tree patterns. See Appendix G for further detailed analysis.

6. How Effective is Formal Logic Deduction?

6.1. Benchmarking by Deduction Corpora

Table 4: Few-shot proof accuracies of provers transferred among **sFLD** and baseline corpora. For fair comparison, all the corpora have the same depth distribution (except sFLD-crit that cannot form multistep easily, see Appendix F.1)

	Source corpus					
	T5	RT	RT.PR	sFLD-impl	sFLD-crit	sFLD
Target corpus						
RT	70.1	92.4	91.3	76.2	74.4	76.7
RT.PR	64.3	91.3	93.9	73.4	67.5	72.9
RT.BE	56.1	88.3	88.2	75.2	79.4	85.0
sFLD-impl	58.4	66.7	65.9	82.2	67.3	80.7
sFLD-crit	71.9	77.7	77.2	87.8	94.0	93.6
sFLD	54.7	54.5	54.5	67.9	63.7	79.1
avg.	62.6	78.5	78.5	77.1	74.4	81.3

We trained a prover on a deduction corpus (“source corpus”) and measured its performance on other corpora (“target corpus”) (Table 4). The prover trained on **sFLD** performed the best on average, and as seen from the corpus-wise results, the prover transferred the most robustly to the other corpora while the provers trained on the other corpora did not exhibit this level of robustness. Since the corpora used in Table 4 differ in the set of arguments (deduction rules) used in proofs, this result suggests that the prover trained **sFLD** generalized the most to other arguments.

The reason for this strongest generalizability should be the following. (**s**)**FLD** corpora teach LMs how to construct multistep deductions using the axioms. Thanks to the completeness, the axioms can express multistep deductions constructed from any other arguments (including the ones used in the other corpora, as exemplified in Figure B.4). Thus, *mastering the axioms leads to mastering various other arguments*. On the other hand, the sets of arguments used in the other corpora do not have such a property and thus cannot generalize to other arguments.

Since mastering various arguments is the most important in deductive reasoning, this generalizability to arguments obtained from **FLD** corpora is vital.

6.2. Benchmarking by EntailmentBank

Table 5: The proof accuracy of provers on EntailmentBank. See Appendix G.2 for the results of other metrics.

	Source corpus	T5	EntailmentBank		
			Task1	Task2	Task3
		RT.D5	36.8 \pm 0.9	31.2 \pm 0.7	6.2 \pm 0.9
		FLD.D5	39.4\pm0.9	32.0\pm0.8	8.2\pm0.8
			39.2 \pm 1.2	32.6\pm1.0	8.3\pm0.7

Table 5 shows the results on EntailmentBank (EB). Since

EB trees have high-depth (majority up to five), we used the high-depth versions of deduction corpora as source corpus.

First, as seen, the provers trained on both deduction corpora (RT.D5, **FLD.D5**) performed better than the baseline prover without such training (T5). This suggests that the deductive reasoning ability acquired by synthetic deduction corpora generalizes to more complex real-world deductive reasoning. We showcase some examples in Appendix G.3, where the error of the baseline prover is fixed by training on a deduction corpus (**FLD.D5**). As seen, the prover captured the fundamentals of deduction rules better than the baseline as follows: (i) it chose the correct premises necessary and sufficient to derive the next conclusion, (ii) it included only such information that logically follows from the chosen premises into a conclusion, and (iii) and it correctly used the rules of logical operators.

Looking at the results of deduction corpora closely, the prover trained on **FLD.D5** performed on par with the prover trained on RT.D5, even though it had mastered various deduction rules better, as shown in Section 6.1. We consider a possible reason as follows. Firstly, real-world reasoning can require more coarse-grained deduction rules than those required by deduction corpora. For expressing such coarse-grained deduction rules by the most fine-grained axioms, many steps are required, as in Figure 2. However, the prover trained on **FLD** still struggles with constructing many-step proofs using the axioms (detailed in Section 7.1). In this sense, the prover could have failed to exploit the axioms’ potential fully. We will discuss future directions to tackle this challenge in Section 8.

7. On What Aspects are Synthetic Deduction Corpora Beneficial?

A deduction corpus in Table 2 emphasizes a specific aspect different from those emphasized by the other corpora. For each corpus (each aspect), we investigate whether the LM trained on that corpus outperforms the LM trained on the other corpus that does not emphasize the aspect. If it does, we interpret it as meaning that the supervision from deduction corpus on that aspect is beneficial for LMs.

7.1. Ability to Solve Complex Proof Trees

Table 6 shows the depth-wise performances of provers. The corpora in Table 6a use the implication arguments. The prover trained on the corpus of shallower (~ 3) trees (FLD-impl.0) generalizes to deeper ($4 \sim 8$) trees to some extent, and performs similarly to the prover trained on the corpus of deeper trees (FLD-impl.1). This generalization to deeper trees coincides with previous findings (Tafjord et al., 2021; Sanyal et al., 2022). However, as Table 6b shows, when the corpora use the axioms, neither the provers trained on the shallower tree corpus (FLD.3) nor deeper tree corpus (FLD.4) failed in solving deeper trees.

Table 6: The depth-wise proof accuracies of the provers. (a) Target corpus is FLD-impl.1 (b) Target corpus is FLD.4

	Source corpus			Source corpus		
	T5	FLD-impl.0	FLD-impl.1	T5	FLD.3	FLD.4
0	41.7	83.3	70.8	75.0	100.0	100.0
1	77.4	88.7	93.5	64.9	98.6	95.9
2	38.0	56.0	53.0	2.3	62.5	59.1
3	33.8	50.0	47.5	1.1	18.9	23.7
4	36.7	51.1	40.0	0.0	1.4	7.5
5	21.4	42.9	42.9	0.0	0.9	2.3
6	22.7	38.7	41.3	0.0	0.0	0.0
7	25.5	38.7	44.3	0.0	0.0	0.0
8	23.0	36.1	37.7	0.0	0.0	1.2
avg.	35.6	53.9	52.3	15.9	31.4	32.2

We can interpret this seemingly contradictory result as follows. As discussed in Section 5, the number of possible proof tree patterns can be estimated (very roughly) as $\mathcal{O}(\mathcal{A}^d)$. When a prover tries to solve a deduction instance, it has to choose and generate exactly the one gold proof tree from these possible negative proof trees. This should be very difficult for large d with large \mathcal{A} . Now, while the corpora in Table 6a use a few arguments ($\mathcal{A} = 2$) of implication type, corpora in Table 6b use various arguments ($\mathcal{A} \sim 10$) of the axioms. This made it very difficult to solve large-depth deduction instances of these corpora, which lead the provers to fail in solving large-depth proof trees in Table 6b.

Overall, for solving complex trees, the supervision from deduction corpora can be necessary but not sufficient alone.

7.2. Understanding of Diverse Linguistic Expressions

Table 7: Few-shot proof accuracies of provers transferred among corpora that differ in the diversity of linguistic expressions.

	Target corpus		Source corpus				
			T5	RuleTaker		FLD	
				RT	RT.PR	FLD.2	FLD.3
RT	70.1	92.4	91.3	78.3	76.6		
RT.BE	64.3	91.3	93.9	71.3	73.4		
FLD.2	31.0	34.2	34.7	66.8	66.2		
FLD.3	24.8	28.7	27.5	65.3	66.4		
avg.	47.6	61.6	61.8	70.4	70.7		

Table 7 shows that a prover trained on a corpus with less linguistic diversity (i.e., RT and FLD.2) performed as well as the prover trained on the linguistically diverse counterpart of that corpus (i.e., RT.PR and FLD.3, respectively). This suggests that LMs are self-sufficient on the linguistic aspect, and thus additional supervision from deduction corpora is not that important.

Indeed, this result coincides with the previous findings (Clark et al., 2021; Tafjord et al., 2021) and can be intuitively understood: since the pre-training corpora of LMs are huge and linguistically diverse, they should have given LMs many chances to learn linguistic of logical statements

such as that “If A, then B” paraphrases to “A leads to B”.

7.3. Understanding of Complex Formulas

Table 8: Few-shot proof accuracies of provers transferred among corpora that differ in the complexity of formulas.

		Source corpus		
		T5	FLD.1	FLD.2
Target corpus	FLD.1	43.1	77.9	71.6
	FLD.2	31.0	46.0	66.8

Table 8 shows that while the prover trained on the corpus with simple formulas (FLD.1) performed poorly on the corpus with complex formulas (FLD.2), the prover trained FLD.2 performed well on both corpora. Thus, deduction corpora are beneficial for mastering complex formulas.

We can interpret this result as follows. The complex formulas included in FLD.2 are formed by modifying atomic formulas with logical operators \neg, \wedge, \vee . The semantics of these logical operators, such that “a sentence with negation \neg have the opposite meaning of that sentence without negation”, and that “ $A \vee B$ does not necessarily imply A ”, are seldom written explicitly by humans. Thus, the pre-training corpora gave LMs too few chances for learning these semantics. This result is enhanced by the previous findings that LMs fail to understand the semantics of negation (Naik et al., 2018; Hossain et al., 2020; Kassner & Schütze, 2020).

7.4. Robustness to Distractive Facts

Table 9: Few-shot proof accuracies of provers transferred among corpora that differ in the number of distractors.

		Source corpus		
		T5	FLD.0	FLD.2
Target corpus	FLD.0	38.9	76.4	75.2
	FLD.2	31.0	56.7	66.8

Table 9 shows that, while the prover trained on the corpus without distractors (FLD.0) performed poorly on the corpus with distractors (FLD.2), the prover trained on FLD.2 performed well on both corpora. Thus, synthetic distractors are beneficial for acquiring the robustness to distractive facts. This result is intuitive: since the human-written text should not include the facts irrelevant to the content, the pre-training corpora should not have given LMs a chance to acquire robustness to irrelevant facts.

8. Discussions and Future Directions

So far, we have investigated each aspect of deductive reasoning. We summarize the results and discuss future directions.

Mastery on Various Deduction Rules: Mastering various deduction rules is the most important in deductive reasoning. We showed that **FLD** corpora teach LMs various arguments the most effectively (Section 6.1). This should be because

that **FLD** adopts the axioms of first-order predicate logic system, which can derive any valid deduction rules in this system. The next step will be to examine the axioms of other logic systems, such as linear and modal logic systems, which are also important in real-world reasoning.

Ability to Solve Complex Proof Trees: We have shown that solving a many-step proof tree is still challenging for LMs even after training on deduction corpora (Section 7.1). The possible reason is that they have to choose and generate a gold proof from a large number of possible trees. To solve this problem, inventing smarter and strategic search methods on possible generation space, such as Li et al. (2016); Negrinho et al. (2018); Picco et al. (2021); Welleck et al. (2022), could be a promising direction.

Understanding of Complex Formulas: We have shown that deduction corpora are effective for LMs to understand the semantics of logical operators such as \neg, \wedge, \vee (Sections 6.2 and 7.3). It could be even more effective to incorporate the recent learning methodological approaches for making LMs understand negation (Pröllochs et al., 2019; Hosseini et al., 2021) into the learning on deduction corpora.

Robustness to Distractive Facts: We have shown that the synthetic distractors can make LMs robust to distractive facts (Section 7.4). In a real scenario of logical reasoning, the facts have to be collected by possibly incomplete retrieval systems. The distractors that imitate ones appearing in such a scenario could be more effective. We can generate such distractors as follows: (i) We build a database of synthetic facts. (ii) For a given deduction instance, we collect facts from the database by actual retrieval systems.

Generalization to Real-World Reasoning Tasks: We have shown that the training on deduction corpora is even useful for deductive reasoning in a more real-world setting (Section 6.2). However, the LMs trained on **FLD** could not fully utilize the potential of the axioms, as they failed in constructing many-step proofs to express coarse-grained deduction rules, which could be required in real-world reasoning (Sections 6.2 and 7.1). We discussed future directions to solve such many-step proofs above.

Further, LMs may need additional training to utilize deduction rules well in a realistic context. For example, the LMs could have to combine deduction rules with common sense knowledge, use multiple deduction rules at once to jump to the next conclusion, and judge the validity of a proof step considering the overall context. Recently, Wei et al. (2022); Kojima et al. (2022) showed that large LMs can utilize deduction rules in a realistic context, given appropriate prompts. It could be promising to integrate this approach and deduction corpora training.

Pursuing further real-world scenarios, we have to tackle tasks of other settings. One is deductive reasoning that requires us to collect relevant facts by ourselves. For this,

we could exploit factual knowledge implicitly embedded in LMs (Petroni et al., 2019; Davison et al., 2019; Talmor et al., 2020), or use retrieval systems. For the latter, we could train LM-based retrievers (Karpukhin et al., 2020; Guu et al., 2020) using synthetic deduction instances and fact database. Abductive reasoning (Bhagavatula et al., 2019) is another kind of real-world logical reasoning with which we derive hidden premises from a conclusion and other visible premises. Synthetic corpora for abduction based on formal logic can be generated similarly to as done in this study.

9. Conclusion

To teach language models deductive reasoning, we proposed a synthetic corpus based on formal logic theory and verified its effectiveness empirically. Further, we analyzed each aspect of deductive reasoning and provided future directions on each. We will advance on the basis of these directions.

Acknowledgement

We thank the three anonymous reviewers and the meta-reviewer, who gave us insightful comments and suggestions. Computational resources of AI Bridging Cloud Infrastructure (ABCI) provided by the National Institute of Advanced Industrial Science and Technology (AIST) were used. We thank Dr. Masaaki Shimizu at Hitachi for the convenience of additional computational resources. We thank Dr. Naoaki Okazaki, professor at Tokyo Institute of Technology, for the keen comments.

References

- Askill, A. Gpt-3: Towards renaissance models. *Daily Nous Blog: Philosophers On GPT-3*, 2020.
- Betz, G., Voigt, C., and Richardson, K. Critical thinking for language models. In *Proceedings of the 14th International Conference on Computational Semantics (IWCS)*, pp. 63–75, Groningen, The Netherlands (online), June 2021. Association for Computational Linguistics. URL <https://aclanthology.org/2021.iwcs-1.7>.
- Bhagavatula, C., Bras, R. L., Malaviya, C., Sakaguchi, K., Holtzman, A., Rashkin, H., Downey, D., Yih, S. W.-t., and Choi, Y. Abductive commonsense reasoning. *arXiv preprint arXiv:1908.05739*, 2019.
- Bostrom, K., Zhao, X., Chaudhuri, S., and Durrett, G. Flexible generation of natural language deductions. In *Proceedings of the 2021 Conference on Empirical Methods in Natural Language Processing*, pp. 6266–6278, Online and Punta Cana, Dominican Republic, November 2021. Association for Computational Linguistics. doi: 10.18653/v1/2021.emnlp-main.506. URL <https://aclanthology.org/2021.emnlp-main.506>.
- Bostrom, K., Sprague, Z., Chaudhuri, S., and Durrett, G. Natural language deduction through search over statement compositions. *CoRR*, abs/2201.06028, 2022. URL <https://arxiv.org/abs/2201.06028>.
- Clark, P., Tafjord, O., and Richardson, K. Transformers as soft reasoners over language. In *Proceedings of the Twenty-Ninth International Conference on International Joint Conferences on Artificial Intelligence*, pp. 3882–3890, 2021.
- Dalvi, B., Jansen, P., Tafjord, O., Xie, Z., Smith, H., Piatanangkura, L., and Clark, P. Explaining answers with entailment trees. In *Proceedings of the 2021 Conference on Empirical Methods in Natural Language Processing*, pp. 7358–7370, Online and Punta Cana, Dominican Republic, November 2021. Association for Computational Linguistics. doi: 10.18653/v1/2021.emnlp-main.585. URL <https://aclanthology.org/2021.emnlp-main.585>.
- Davison, J., Feldman, J., and Rush, A. Commonsense knowledge mining from pretrained models. In *Proceedings of the 2019 Conference on Empirical Methods in Natural Language Processing and the 9th International Joint Conference on Natural Language Processing (EMNLP-IJCNLP)*, pp. 1173–1178, Hong Kong, China, November 2019. Association for Computational Linguistics. doi: 10.18653/v1/D19-1109. URL <https://aclanthology.org/D19-1109>.
- Devlin, J., Chang, M.-W., Lee, K., and Toutanova, K. Bert: Pre-training of deep bidirectional transformers for language understanding. In *Proceedings of the 2019 Conference of the North American Chapter of the Association for Computational Linguistics: Human Language Technologies, Volume 1 (Long and Short Papers)*, pp. 4171–4186, 2019.
- Gödel, K. *Über die Vollständigkeit des Logikkalküls*. PhD thesis, Ph. D. dissertation, University of Vienna, 1930.
- Gontier, N., Sinha, K., Reddy, S., and Pal, C. Measuring systematic generalization in neural proof generation with transformers. *Advances in Neural Information Processing Systems*, 33:22231–22242, 2020.
- Guu, K., Lee, K., Tung, Z., Pasupat, P., and Chang, M. Retrieval augmented language model pre-training. In *International Conference on Machine Learning*, pp. 3929–3938. PMLR, 2020.
- Habernal, I., Wachsmuth, H., Gurevych, I., and Stein, B. The argument reasoning comprehension task: Identification and reconstruction of implicit warrants. In *Proceedings of the 2018 Conference of the North American Chapter of the Association for Computational Linguistics: Human Language Technologies, Volume 1 (Long Papers)*, pp.

- 1930–1940, New Orleans, Louisiana, June 2018. Association for Computational Linguistics. doi: 10.18653/v1/N18-1175. URL <https://aclanthology.org/N18-1175>.
- Han, S., Schoelkopf, H., Zhao, Y., Qi, Z., Riddell, M., Benson, L., Sun, L., Zubova, E., Qiao, Y., Burtell, M., Peng, D., Fan, J., Liu, Y., Wong, B., Sailor, M., Ni, A., Nan, L., Kasai, J., Yu, T., Zhang, R., Joty, S., Fabri, A. R., Kryscinski, W., Lin, X. V., Xiong, C., and Radev, D. Folio: Natural language reasoning with first-order logic, 2022. URL <https://arxiv.org/abs/2209.00840>.
- Hossain, M. M., Kovatchev, V., Dutta, P., Kao, T., Wei, E., and Blanco, E. An analysis of natural language inference benchmarks through the lens of negation. In *Proceedings of the 2020 Conference on Empirical Methods in Natural Language Processing (EMNLP)*, pp. 9106–9118, Online, November 2020. Association for Computational Linguistics. doi: 10.18653/v1/2020.emnlp-main.732. URL <https://aclanthology.org/2020.emnlp-main.732>.
- Hosseini, A., Reddy, S., Bahdanau, D., Hjelm, R. D., Sordoni, A., and Courville, A. Understanding by understanding not: Modeling negation in language models. In *Proceedings of the 2021 Conference of the North American Chapter of the Association for Computational Linguistics: Human Language Technologies*, pp. 1301–1312, Online, June 2021. Association for Computational Linguistics. doi: 10.18653/v1/2021.naacl-main.102. URL <https://aclanthology.org/2021.naacl-main.102>.
- Kahneman, D. *Thinking, fast and slow*. Macmillan, 2011.
- Karpukhin, V., Oguz, B., Min, S., Lewis, P., Wu, L., Edunov, S., Chen, D., and Yih, W.-t. Dense passage retrieval for open-domain question answering. In *Proceedings of the 2020 Conference on Empirical Methods in Natural Language Processing (EMNLP)*, pp. 6769–6781, 2020.
- Kassner, N. and Schütze, H. Negated and misprimed probes for pretrained language models: Birds can talk, but cannot fly. In *Proceedings of the 58th Annual Meeting of the Association for Computational Linguistics*, pp. 7811–7818, Online, July 2020. Association for Computational Linguistics. doi: 10.18653/v1/2020.acl-main.698. URL <https://aclanthology.org/2020.acl-main.698>.
- Kojima, T., Gu, S. S., Reid, M., Matsuo, Y., and Iwasawa, Y. Large language models are zero-shot reasoners, 2022. URL <https://arxiv.org/abs/2205.11916>.
- Li, J., Monroe, W., Ritter, A., Jurafsky, D., Galley, M., and Gao, J. Deep reinforcement learning for dialogue generation. In *Proceedings of the 2016 Conference on Empirical Methods in Natural Language Processing*, pp. 1192–1202, 2016.
- Lin, K., Tafjord, O., Clark, P., and Gardner, M. Reasoning over paragraph effects in situations. In *Proceedings of the 2nd Workshop on Machine Reading for Question Answering*, pp. 58–62, Hong Kong, China, November 2019. Association for Computational Linguistics. doi: 10.18653/v1/D19-5808. URL <https://aclanthology.org/D19-5808>.
- Liu, J., Cui, L., Liu, H., Huang, D., Wang, Y., and Zhang, Y. Logiqa: A challenge dataset for machine reading comprehension with logical reasoning. In Bessiere, C. (ed.), *Proceedings of the Twenty-Ninth International Joint Conference on Artificial Intelligence, IJCAI-20*, pp. 3622–3628. International Joint Conferences on Artificial Intelligence Organization, 7 2020. doi: 10.24963/ijcai.2020/501. URL <https://doi.org/10.24963/ijcai.2020/501>. Main track.
- Liu, Y., Ott, M., Goyal, N., Du, J., Joshi, M., Chen, D., Levy, O., Lewis, M., Zettlemoyer, L., and Stoyanov, V. RoBERTa: A robustly optimized BERT pretraining approach. *arXiv preprint arXiv:1907.11692*, 2019.
- McCarthy, J. W. Programs with common sense. In *Proc. Teding Conf. on the Mechanization of Thought Processes*, pp. 75–91, 1959.
- Mishra, B. D., Tafjord, O., and Clark, P. Towards teachable reasoning systems: Using a dynamic memory of user feedback for continual system improvement, 2022. URL <https://arxiv.org/abs/2204.13074>.
- Naik, A., Ravichander, A., Sadeh, N., Rose, C., and Neubig, G. Stress test evaluation for natural language inference. In *Proceedings of the 27th International Conference on Computational Linguistics*, pp. 2340–2353, Santa Fe, New Mexico, USA, August 2018. Association for Computational Linguistics. URL <https://aclanthology.org/C18-1198>.
- Negrinho, R., Gormley, M., and Gordon, G. J. Learning beam search policies via imitation learning. *Advances in Neural Information Processing Systems*, 31, 2018.
- Niven, T. and Kao, H.-Y. Probing neural network comprehension of natural language arguments. In *Proceedings of the 57th Annual Meeting of the Association for Computational Linguistics*, pp. 4658–4664, Florence, Italy, July 2019. Association for Computational Linguistics. doi: 10.18653/v1/P19-1459. URL <https://aclanthology.org/P19-1459>.

- Petroni, F., Rocktäschel, T., Riedel, S., Lewis, P., Bakhtin, A., Wu, Y., and Miller, A. Language models as knowledge bases? In *Proceedings of the 2019 Conference on Empirical Methods in Natural Language Processing and the 9th International Joint Conference on Natural Language Processing (EMNLP-IJCNLP)*, pp. 2463–2473, Hong Kong, China, November 2019. Association for Computational Linguistics. doi: 10.18653/v1/D19-1250. URL <https://aclanthology.org/D19-1250>.
- Picco, G., Hoang, T. L., Sbodio, M. L., and Lopez, V. Neural unification for logic reasoning over natural language. In *Findings of the Association for Computational Linguistics: EMNLP 2021*, pp. 3939–3950, Punta Cana, Dominican Republic, November 2021. Association for Computational Linguistics. doi: 10.18653/v1/2021.findings-emnlp.331. URL <https://aclanthology.org/2021.findings-emnlp.331>.
- Pröllochs, N., Feuerriegel, S., and Neumann, D. Learning interpretable negation rules via weak supervision at document level: A reinforcement learning approach. In *Proceedings of the 2019 Conference of the North American Chapter of the Association for Computational Linguistics: Human Language Technologies, Volume 1 (Long and Short Papers)*, pp. 407–413, Minneapolis, Minnesota, June 2019. Association for Computational Linguistics. doi: 10.18653/v1/N19-1038. URL <https://aclanthology.org/N19-1038>.
- Rae, J. W., Borgeaud, S., Cai, T., Millican, K., Hoffmann, J., Song, F., Aslanides, J., Henderson, S., Ring, R., Young, S., et al. Scaling language models: Methods, analysis & insights from training gopher. *arXiv preprint arXiv:2112.11446*, 2021.
- Raffel, C., Shazeer, N., Roberts, A., Lee, K., Narang, S., Matena, M., Zhou, Y., Li, W., Liu, P. J., et al. Exploring the limits of transfer learning with a unified text-to-text transformer. *J. Mach. Learn. Res.*, 21(140):1–67, 2020.
- Richardson, K., Hu, H., Moss, L., and Sabharwal, A. Probing natural language inference models through semantic fragments. In *Proceedings of the AAAI Conference on Artificial Intelligence*, volume 34, pp. 8713–8721, 2020.
- Saha, S., Ghosh, S., Srivastava, S., and Bansal, M. PProver: Proof generation for interpretable reasoning over rules. In *Proceedings of the 2020 Conference on Empirical Methods in Natural Language Processing (EMNLP)*, pp. 122–136, Online, November 2020. Association for Computational Linguistics. doi: 10.18653/v1/2020.emnlp-main.9. URL <https://aclanthology.org/2020.emnlp-main.9>.
- Sanyal, S., Singh, H., and Ren, X. Faithful and robust deductive reasoning over natural language. In *Proceedings of the 60th Annual Meeting of the Association for Computational Linguistics (Volume 1: Long Papers)*, pp. 1075–1093, 2022.
- Sun, C., Zhang, X., Chen, J., Gan, C., Wu, Y., Chen, J., Zhou, H., and Li, L. Probabilistic graph reasoning for natural proof generation. In *Findings of the Association for Computational Linguistics: ACL-IJCNLP 2021*, pp. 3140–3151, Online, August 2021. Association for Computational Linguistics. doi: 10.18653/v1/2021.findings-acl.277. URL <https://aclanthology.org/2021.findings-acl.277>.
- Tafjord, O., Gardner, M., Lin, K., and Clark, P. Quartz: An open-domain dataset of qualitative relationship questions. In *Proceedings of the 2019 Conference on Empirical Methods in Natural Language Processing and the 9th International Joint Conference on Natural Language Processing (EMNLP-IJCNLP)*, pp. 5941–5946, 2019.
- Tafjord, O., Dalvi, B., and Clark, P. ProofWriter: Generating implications, proofs, and abductive statements over natural language. In *Findings of the Association for Computational Linguistics: ACL-IJCNLP 2021*, pp. 3621–3634, Online, August 2021. Association for Computational Linguistics. doi: 10.18653/v1/2021.findings-acl.317. URL <https://aclanthology.org/2021.findings-acl.317>.
- Talmor, A., Tafjord, O., Clark, P., Goldberg, Y., and Berant, J. Leap-of-thought: Teaching pre-trained models to systematically reason over implicit knowledge. *Advances in Neural Information Processing Systems*, 33: 20227–20237, 2020.
- Tian, J., Li, Y., Chen, W., Xiao, L., He, H., and Jin, Y. Diagnosing the first-order logical reasoning ability through logicnli. In *Proceedings of the 2021 Conference on Empirical Methods in Natural Language Processing*, pp. 3738–3747, 2021.
- Vaswani, A., Shazeer, N., Parmar, N., Uszkoreit, J., Jones, L., Gomez, A. N., Kaiser, L. u., and Polosukhin, I. Attention is all you need. In *Advances in Neural Information Processing Systems*, volume 30, 2017.
- Wang, A., Singh, A., Michael, J., Hill, F., Levy, O., and Bowman, S. GLUE: A multi-task benchmark and analysis platform for natural language understanding. In *BlackboxNLP: Analyzing and Interpreting Neural Networks for NLP*, pp. 353–355, 2018.
- Wei, J., Wang, X., Schuurmans, D., Bosma, M., brian ichter, Xia, F., Chi, E. H., Le, Q. V., and Zhou, D. Chain of thought prompting elicits reasoning in large language

models. In Oh, A. H., Agarwal, A., Belgrave, D., and Cho, K. (eds.), *Advances in Neural Information Processing Systems*, 2022. URL https://openreview.net/forum?id=_VjQlMeSB_J.

Welleck, S., Liu, J., Lu, X., Hajishirzi, H., and Choi, Y. Naturalprover: Grounded mathematical proof generation with language models. In Oh, A. H., Agarwal, A., Belgrave, D., and Cho, K. (eds.), *Advances in Neural Information Processing Systems*, 2022. URL <https://openreview.net/forum?id=rhdfTOiXBng>.

Weston, J., Bordes, A., Chopra, S., Rush, A. M., Van Merriënboer, B., Joulin, A., and Mikolov, T. Towards ai-complete question answering: A set of prerequisite toy tasks. *arXiv preprint arXiv:1502.05698*, 2015.

Xie, Z., Thiem, S., Martin, J., Wainwright, E., Marmorstein, S., and Jansen, P. WorldTree v2: A corpus of science-domain structured explanations and inference patterns supporting multi-hop inference. In *Proceedings of the Twelfth Language Resources and Evaluation Conference*, pp. 5456–5473, Marseille, France, May 2020. European Language Resources Association. ISBN 979-10-95546-34-4. URL <https://aclanthology.org/2020.lrec-1.671>.

Yang, K., Deng, J., and Chen, D. Generating natural language proofs with verifier-guided search. In *Conference on Empirical Methods in Natural Language Processing (EMNLP)*, 2022.

A. Related Work

A.1. Synthetic Corpus for Acquiring Deductive Reasoning Ability

A synthetic deduction corpus can be one promising approach for language models (LMs) to acquire logical deductive reasoning ability. The automatic (programmatically) generation ensures the validity of the resulting deductive proof instances. Further, since we can bypass high-cost human annotations we can generate many instances, which should be required by LMs to learn deductive reasoning inductively.

RuleTaker (Clark et al., 2021) proposed a deduction corpus composed of synthetically generated multistep deductive proofs written in natural languages. Each deductive proof (dis-)proves a hypothesis by applying deduction rules multiple times to a given set of facts. As the deduction rules, rules of the implication kind were used. They showed that Transformer (Vaswani et al., 2017) LMs can solve these problems in the sense that they can predict the final answer (i.e., “proved”, “disproved”, or “unknown”) of each deductive proof given the fact set. Later studies (Saha et al., 2020; Dalvi et al., 2021; Tafjord et al., 2021; Sanyal et al., 2022) showed that generative LMs can generate even the intermediate proofs as well as the final answer.

Artificial Argument Corpus (Betz et al., 2021) is another corpus composed of synthetically generated single-step deductive proofs. As the deduction rules, hand-selected rules useful for critical thinking were used. They showed that the LMs trained on this corpus not only solve the task of this corpus itself but generalize to other NLI tasks from GLUE benchmark (Wang et al., 2018). However, at the same time, they showed that such LMs do not generalize well to more challenging logical reasoning tasks such as ARC (Habernal et al., 2018) and LogiQA (Liu et al., 2020).

Gontier et al. (2020) investigated the deductive reasoning ability of LMs on a corpus, which is composed of a specific type of multistep inference: kinship relationship on synthetic kinship graphs. They found that LMs can solve this task when the number of proof steps is not large, but it is difficult for them to generalize to longer-than-training proofs. Bostrom et al. (2021) studied how we can create realistic natural language expressions that represent deduction rules. To this end, they scraped sentences from Wikipedia by a template-based method and paraphrased them. They showed that training on this corpus is helpful for solving real-world deductive reasoning such as EntailmentBank (Dalvi et al., 2021).

While all these corpora focused on specific sets of deduction rules, we focus on the theoretically well-grounded set of deduction rules that can derive any other deduction rules. Further, we analyze each aspect of deductive reasoning using corpora of various patterns to advance the research

direction of deductive reasoning.

A.2. Benchmarks for Deductive Reasoning

Many benchmarks of single-step logical reasoning using specific reasoning rules have been proposed: bAbI (Weston et al., 2015), QuaRTz (Tafjord et al., 2019), ROPES (Lin et al., 2019) and Richardson et al. (2020). For multistep deductive reasoning, FOLIO (Han et al., 2022) is a human-authored benchmark of the SAT (i.e., satisfiability) problem. Given a set of facts and hypotheses, which are created by a human referencing a specific page of Wikipedia, we are required to assign a truth value to each hypothesis. This requires (implicitly) conducting multistep deductive reasoning using high-granularity deduction rules.

RuleTaker (Clark et al., 2021; Tafjord et al., 2021) can work as a benchmark as well as a synthetic training corpus. RuleTaker focuses on multistep deductive reasoning constructed from implication rules. Since RuleTaker requires generating all the intermediate steps as well as the final prediction on the hypothesis, it is suitable for measuring deductive reasoning ability explicitly and transparently. Further, it includes many irrelevant facts so that the model has to choose only relevant facts under these noises. This makes the task challenging. LogicNLI (Tian et al., 2021) can be considered as an extension of RuleTaker, where additional logical operators such as “ \equiv ” are used⁷. Additionally, the instances of LogicNLI are checked manually by humans to ensure their quality.

EntailmentBank (EB) (Dalvi et al., 2021) is the same type of task as RuleTaker, but is even more challenging. The proof trees in EB dataset are human-authored rather than synthetically generated. Further, each proof step can be a rough entailment instead of a rigid logical step. Thus, EB measures logical reasoning ability in a more real-world setting.

A.3. Proof Generation Models

Earlier work (Saha et al., 2020; Gontier et al., 2020; Dalvi et al., 2021; Sun et al., 2021) generated proof sequences at once by LMs. Later work (Tafjord et al., 2021; Bostrom et al., 2022; Sanyal et al., 2022; Yang et al., 2022) generated proofs step-wisely one by one. The stepwise methods are more faithful and robustly generalize to longer proofs. Recently, Wei et al. (2022); Kojima et al. (2022) showed that large language models (LLMs) perform well on multi-hop inference tasks provided appropriate prompts. However, Yang et al. (2022) showed that LLMs given few-shot examples perform poorer than fine-tuned smaller LMs.

⁷We do not compare our method with this study directly because the code and corpora are not publicly available and the paper does not clarify the exact rules used.

Table B.10: Truth values of the premises (\mathcal{P}_i) and the conclusion (\mathcal{C}) of the two arguments. **Blue** shows truth value assignments where both the premises and the conclusion are true (=1). **Red** shows truth value assignments where the conclusion is false even if all the premises are true.

(a) The valid argument (4) (syllogism). $\mathcal{P}_1 = (\mathcal{F} \rightarrow \mathcal{G}) \wedge (\mathcal{G} \rightarrow \mathcal{H})$, $\mathcal{C} = \mathcal{F} \rightarrow \mathcal{H}$. (b) The invalid argument (6). $\mathcal{P}_1 = \mathcal{F}$, $\mathcal{P}_2 = \mathcal{F} \vee \mathcal{G}$, $\mathcal{C} = \mathcal{G}$.

\mathcal{F}	\mathcal{G}	\mathcal{H}	\mathcal{P}_1	\mathcal{C}
1	1	1	1	1
1	1	0	0	0
1	0	1	0	1
1	0	0	0	0
0	1	1	1	1
0	1	0	0	1
0	0	1	1	1
0	0	0	1	1

\mathcal{F}	\mathcal{G}	\mathcal{P}_1	\mathcal{P}_2	\mathcal{C}
1	1	1	1	1
1	0	1	1	0
0	1	0	1	1
0	0	0	0	0

The synthetic corpora approach examined in this paper could potentially help all these models to acquire better deductive reasoning ability.

B. Limitations

The study has the following limitations:

- We examined only a kind of logical reasoning: deductive reasoning with a given set of facts. As stated in Section 8, we have other types of logical reasoning to be solved in the future.
- We examined only the first-order predicate logic system, while there are other logic systems useful for real-world reasoning to be tackled in the future, as stated in Section 8.

C. Ethics and Social Impacts

The ultimate goal of the direction of this study is to make an artificial intelligence (AI) that reasons logically step by step. If AI can make a decision by showing logical steps one by one, it will be highly explainable and transparent to users. Furthermore, a user will be able to trace the error of AI. Thus, we think this study makes steps towards AI that will positively impact society.

D. Formal Logic

D.1. Definition of Validity of an Argument

An argument is valid when for all truth value assignments, the conclusion is always true (=1) if all the premises are true (=1). This is exemplified in Table B.10a

An argument is invalid when for some truth value assignments, the conclusion is false (=0) even if all the premises

are true (=1). This is exemplified in Table B.10b.

D.2. Arguments used in Relevant Corpora

Figure B.3a shows the axioms of first-order predicate logic. Figure B.3b shows the arguments of implication type used in RuleTaker (Clark et al., 2021). For the arguments used in AACorpus, see Figure 1 in Betz et al. (2021).

D.3. Examples of Multistep Deduction constructed from the Axioms

Figure B.4a shows the derivation of an argument of implication type used in RuleTaker. Figure B.4b shows the derivation of the contraposition argument used in AACorpus.

E. Corpus Generation based on Formal Logic Deduction

We show the examples of FLD instance in Figure C.5

Below, we show additional details of each module of FLD. Please refer to Figure 1 on intuitive understanding.

E.1. Proof Tree Generation

As stated in Section 3.1, the generator module generates a proof tree by forward- and backward random deduction, using the arguments specified by a user. A user can specify arguments via a template file as exemplified in Figure E.6.

The forward random deduction is done as follows. The generator first chooses an argument randomly and forms the initial tree where the root node is the conclusion of the chosen argument and the child nodes are the premises of the chosen argument. The generator next randomly chooses another argument that can be “jointed” to the root node of the tree. An argument can be jointed to the root node of a tree if one of the premises of that argument can be identified with the root node. Then, the generator updates the tree by jointing this chosen argument. The generator continues this step multiple times until the tree achieves the required depth.

The backward random deduction is done as follows. For each step, the generator randomly chooses a leaf node of the tree. Then, the generator randomly chooses an argument that can be jointed to the leaf node. Here, an argument can be jointed to the leaf node if the argument’s conclusion can be identified with the leaf node. Then, the generator updates the tree by jointing this chosen argument. The generator continues this step multiple times until the complexity of branches achieves the required level.

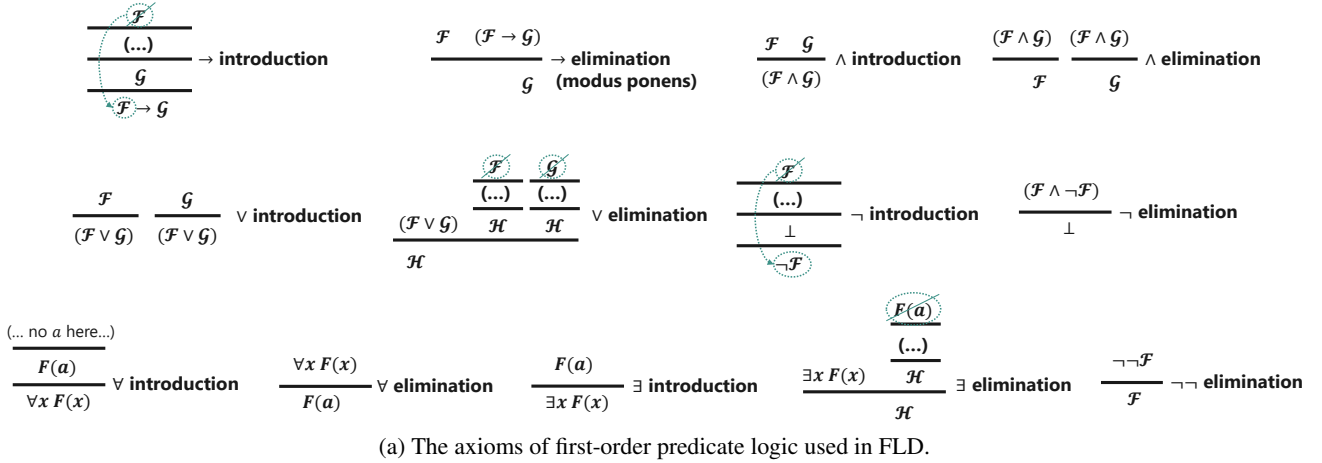


Figure B.3: We show the arguments used in relevant corpora. For the “critical thinking” arguments used in AACorpus (Betz et al., 2021), please refer to Figure 1 in Betz et al. (2021).

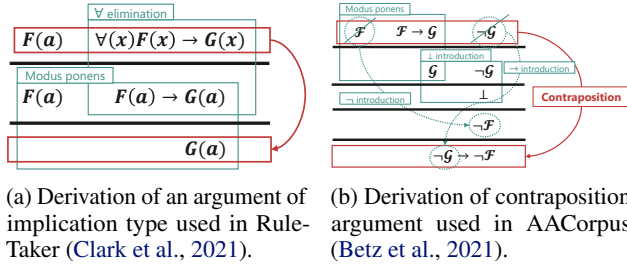


Figure B.4: As examples of multistep deduction constructed from the axioms, we show the derivations of the arguments used in the previous studies.

E.2. Factual Distractor Generation

We implemented three types of distractors. For a deductive instance, we use the random mixture of these distractors. Below, we detail each type of distractor.

Logical Distractor: We construct a distractive formula the form of which is similar to a gold formula. For example, if a gold formula is $(A \wedge B) \rightarrow C$, then the following formula can be a distractor: $(\neg A \wedge B) \rightarrow C$. The aim of this type of distractor is to generate negative facts in a logic sense.

Linguistic Distractor: We construct a distractive sentence by randomly flipping a word in a gold sentence into another word. For example, if a gold sentence is “If it is not the fact that a sun rises, then (...)”, then the following sentence can be a distractor: “If it is not the lion that a sun rises,

(...)” We considered grammatical constraints (e.g., part-of-speech) when flipping a word. Note that these distractors are made after the natural languages are assigned to gold formulas. The aim of this type of distractor is to generate negative facts in a linguistic sense.

Negative Tree Distractor: We create another proof tree irrelevant to the gold proof tree and use its leaf nodes as distractors. If a prover chooses these distractors as the starting point of the proof, then it will reach a conclusion that is irrelevant to the given hypothesis. Thus, this type of distractor measures the prover’s look-ahead ability.

E.3. Natural Language Assignment

We show an example of the natural language template file in Figure E.6.

When we assign natural language statements to each atomic component such as A, B, F, G, H, I, a, b , we used grammatical heuristics as exemplified as follows: (i) Atomic propositions like A and B are converted into complete-sentence statement like “[NOUN] is [ADJ]”, “[NOUN] [VERB]” and “[NOUN] occurs”. (ii) (Logical) predicates like F and G are converted into predicate phrases such as “[VERB]”, “is [ADJ]” and “is [NOUN]”. (iii) Constants like a are converted into entity-like phrases such as “[NOUN]”.

```

facts
:
sent1: as the factotum will tinge, the balbriggan is a Zinzendorf
sent2: a factotum that is not an example of a show-stopper and also that does not exit is caused by the factotum not tingeing
sent3: a factotum that is harmoniously an canary of a show-stopper and also that does not exit is caused by the factotum not tingeing
sent4: it is wrong that, the factotum is attributable and also is sclerotic, because it is not true that the doubling will debunk massicot
sent5: the massicot is not a kind of a lodger and also it is not illegitimate
sent6: the balbriggan is incapable and also will promise strider
sent7: a balbriggan that is incapable and also that does promise strider triggers the balbriggan that is not a Zinzendorf
sent8: as a factotum will not host it is doubling
sent9: a factotum that is attributable and also that is sclerotic is accelerated by the factotum that doubles
sent10: if it is wrong that the massicot is Goethean, it is wrong that the doubling will debunk massicot
sent11: because a factotum is sclerotic it will grass factotum
sent12: it is not true that something does host, when it is incorrect that it does exit and it is not a kind of a show-stopper

hypothesis
: the factotum is attributable and also is sclerotic

proof
->
assump1 sent1      ->   assump1:   Let's assume that the factotum does tinge
sent6 sent7        ->   int1:     the balbriggan is a kind of a Zinzendorf
int1 int2           ->   int2:     it is not the fact that the balbriggan is a kind of a Zinzendorf
int1 int2           ->   int3:     this is contradiction
[assump1] int3      ->   int4:     it is incorrect that the factotum tinges
int4 sent2          ->   int5:     the factotum is a show-stopper and also is a kind of an exit
int5                ->   int6:     the factotum will exit and is an example of a show-stopper
sent12              ->   int7:     when the factotum is an exit and is an example of the show-stopper, the factotum is not an example of a host
int6 int7           ->   int8:     it is wrong that the factotum does host
sent8 sent9         ->   int9:     a factotum that is not an example of a host gives rise to the factotum that is attributable and sclerotic
int8 int9           ->   hypothesis;

answer: proved

```

(a) An example where the proof by contradiction is used.

```

facts
:
sent1: the monomer is an example of a power and it is an example of a abruption
sent2: the grouper is a abruption
sent3: the monomer is a kind of a abruption
sent4: the monomer is an example of a bile and it is an example of a abruption
sent5: the Fructidor is calyculate and is inflectional
sent6: the monomer is inflectional
sent7: the monomer is an example of a power and also it is axial
sent8: the monomer is an example of a power and it is an example of a defilade
sent9: the monomer is an increase and it is a kind of a KP
sent10: the monomer will squeegee Haggard and will squeegee sardonynx
sent11: the monomer is unquestionable and is inflectional
sent12: the company does power
sent13: the monomer is calyculate and is inflectional

hypothesis
: the monomer is calyculate and also it will power

proof
:
sent13              ->   int1:     the monomer is calyculate
sent1               ->   int2:     the monomer is an example of a power
int1 int2           ->   int3:     the monomer is a kind of a power that is calyculate
int3                ->   hypothesis;

answer: proved

```

(b) An example that can test the semantics of logical conjunction \wedge .

Figure C.5: Examples of FLD instances.

F. Details of Experiments

F.1. Corpora

As shown in Table 2, we generated multiple corpora to align conditions as closely as possible across the corpora being compared. Below, we detail each aspect.

Preprocessing on RuleTaker: We sub-sampled the instances so that the number of instances in the training split becomes 30k and that the answer label distribution (over “proved”, “disproved”, and “unknown”) becomes uniform.

Dataset Size: All the corpora have the training split of 30k instances. FLD corpora have validation and test split of 1k instances. For RuleTaker, see (Tafjord et al., 2021).

Label Distribution: All the corpora have a uniform distribution over answer labels, i.e., over “proved”, “disproved”, and “unknown”.

Arguments: “Implication” arguments are shown in Figure B.3b. Complicated formula versions such as $F_1(a) \wedge F_2(a) \rightarrow G(b)$ are also used. For “critical thinking”, we used the ones listed in Figure 1 in Betz et al. (2021). For “axioms”, we used the axioms of first-order predicate logic shown in Figure B.3a.

Linguistic Diversity: First, we detail the linguistic diversity of RuleTaker corpora. RT is classified into “less” since it uses only few templates for each logical statement. RT.PR is classified into “more” since it includes various


```

{
  "id": "implication_elim (modus_ponens)",
  "premises": [
    "{A} -> {B}",
    "{A}"
  ],
  "conclusion": "{B}"
},
{
  "id": "implication_intro",
  "premises": [
    "{A} ⊢ {B}"
  ],
  "conclusion": "{A} -> {B}"
},
{
  "id": "and_elim_0",
  "premises": [
    "{A} & {B}"
  ],
  "conclusion": "{A}"
},
{
  "id": "and_elim_1",
  "premises": [
    "{A} & {B}"
  ],
  "conclusion": "{B}"
},
{
  "id": "and_intro",
  "premises": [
    "{A}",
    "{B}"
  ],
  "conclusion": "{A} & {B}"
},
{
  "id": "or_intro_0",
  "premises": [
    "{A}"
  ],
  "conclusion": "{A} ∨ {B}"
}
    
```

Figure E.6: An example of the template rule file for arguments used by the proof tree generator.

paraphrases of logical statements collected from human annotators. RT.BE is classified into “more” since it is completely human-made and includes various paraphrases.

For FLD corpora, “less” means that we used only one natural language template for each logical statement and limited vocabulary (sized 100) for each POS. For “more”, we used several (up to five) natural language templates for each logical statement, and a large vocabulary (sized 5000) for each POS. Note that since the templates can be nested such as:

$(A \wedge B) \rightarrow C$: “If $(A \wedge B)$, then C .”, “ $(A \wedge B)$, thus C .”
 $(A \wedge B)$: “A, and B”, “B and also A”, ...

Thus, the number of resulting patterns is combinatorially large.

Formula Complexity: For FLD corpora that have formula complexity “simple”, we assign each compound formula such as \mathcal{F} and \mathcal{G} only a single atomic component as $\mathcal{F} = A$ and $\mathcal{G} = B$. For “complex”, we used compound formulas randomly constructed from atomic formulas with logical operators, such as $\mathcal{F} = (A \wedge B)$, $\mathcal{F} = \neg(A \vee \neg B)$, in addition to the “simple” formulas.

RuleTaker corpora use “complex” formula.

Tree Depth: The tree depth of “critical thinking” is limited to one because the critical thinking arguments have high-granularity, and thus cannot be easily combined to form multistep deductions.

Tree Depth Distribution: We have two types of tree depth distribution: skewed and uniform. The skewed distribution is biased toward lower depths. This distribution comes from the distribution of RT(D0-D3). The uniform distribution is uniform over the depths.

F.2. Prover Training and Performance Measurement

We detail the prover training and performance measurements on the benchmarks. This experimental setting is basically the same as Yang et al. (2022). Thus, please refer to the study when necessary.

F.2.1. THE PROVER MODEL

We added a slight modification to the original model for simplicity as follows. While the original model predicted an answer label (i.e., proved, disproved, or unknown) of a given instance on the basis of the log-likelihood of the augmented proof sequences, we predict the answer label by forcing the prover to generate the label token (“__PROVED__”, “__DISPROVED__” or “__UNKNOWN__”) at the end of proof sequences.

F.2.2. FEW-SHOT TRANSFER TO SYNTHETIC DEDUCTION CORPORA

We first train a prover on the training split of a corpus in Table 2. Then, we train the prover on a training split of another corpus in few-shot, and after that, we measured its performance on the test split. We used validation split for tuning hyperparameters. We adopted T5-base for prover LM for computational efficiency. Table F.11 shows the hyperparameters. For the “fully-fine-tuning” setting used in Section 5 and Appendix G, we trained a prover using all the dataset instances for 20k steps.

We run the experiments for one seed for computational reasons. Training on a source corpus takes about ten hours on a single NVIDIA A100 (48GB) GPU. Training on a target corpus takes a few hours on the same GPU.

F.2.3. TRANSFER TO ENTAILMENTBANK

We first train a prover on the training split of a corpus from Table 2. Then, we train the prover on the training split of each EntailmentBank corpus. We adopted T5-large for prover LM following Yang et al. (2022). The hyperparameters are basically the same as Yang et al. (2022). Table F.12

```

"(x): {A}x -> {B}x": [
  "<<phrase::if_conjunction>> <<sentence::{A}something>>, <<sentence::{B}it>>",
  "<<sentence::{A}something>>, <<phrase::thus_conjunction>> <<sentence::{B}it>>",
  "<<sentence::{B}something>>, <<phrase::if_conjunction>> <<sentence::{A}it>>",
  "<<clause::noun::{A}something.set>> <<phrase::{B}predicate>>",
  "<<phrase::every_prefix_sentence_intro>>, <<phrase::if_conjunction>> <<sentence::{A}it>>, <<sentence::{B}it>>"
],
"(x): ~{A}x -> {B}x": [
  "<<phrase::if_conjunction>> <<sentence::~~{A}something>>, <<sentence::{B}it>>",
  "<<sentence::~~{A}something>>, <<phrase::thus_conjunction>> <<sentence::{B}it>>",
  "<<sentence::{B}something>>, <<phrase::if_conjunction>> <<sentence::~~{A}it>>",
  "<<clause::noun::~~{A}something.set>> <<phrase::{B}predicate>>",
  "<<phrase::every_prefix_sentence_intro>>, <<phrase::if_conjunction>> <<sentence::~~{A}it>>, <<sentence::{B}it>>"
],
"(x): {A}x -> ~{B}x": [
  "<<phrase::if_conjunction>> <<sentence::{A}something>>, <<sentence::~~{B}it>>",
  "<<sentence::{A}something>>, <<phrase::thus_conjunction>> <<sentence::~~{B}it>>",
  "<<sentence::~~{B}something>>, <<phrase::if_conjunction>> <<sentence::{A}it>>",
  "<<clause::noun::{A}something.set>> <<phrase::~~{B}predicate>>",
  "<<phrase::every_prefix_sentence_intro>>, <<phrase::if_conjunction>> <<sentence::{A}it>>, <<sentence::~~{B}it>>"
],
"(x): ~{A}x -> ~{B}x": [
  "<<phrase::if_conjunction>> <<sentence::~~{A}something>>, <<sentence::~~{B}it>>",
  "<<sentence::~~{A}something>>, <<phrase::thus_conjunction>> <<sentence::~~{B}it>>",
  "<<sentence::~~{B}something>>, <<phrase::if_conjunction>> <<sentence::~~{A}it>>",
  "<<clause::noun::~~{A}something.set>> <<phrase::~~{B}predicate>>",
  "<<phrase::every_prefix_sentence_intro>>, <<phrase::if_conjunction>> <<sentence::~~{A}it>>, <<sentence::~~{B}it>>"
],
"(x): ({A}x & {B}x) -> {C}x": [
  "<<phrase::if_conjunction>> <<sentence::{A}something & {B}something>>, <<sentence::{C}it>>",
  "<<sentence::{A}something & {B}something>>, <<phrase::thus_conjunction>> <<sentence::{C}it>>"
]

```

```

"if_conjunction": [
  "if",
  "when",
  "as",
  "because",
  "since"
],
"thus_conjunction": [
  "thus",
  "therefore",
  "so that"
],
"not_prefix_sentence_intro": [
  "it is not <<phrase::correct_adj>> that",
  "it is <<phrase::incorrect_adj>> that"
],
"correct_adj": [
  "the fact",
  "true"
],
"incorrect_adj": [
  "wrong",
  "incorrect",
  "false"
],
"occur": [
  "occurs",
  "happens",
  "takes its rise"
]

```

(a) For each formula, we have several templates. A template can be nested (redirected to other templates), as shown.

(b) The final natural language templates of logical phrases.

Figure E.7: An example the template file of the natural language assigner

Table F.11: The hyperparameters of prover training in the transfer experiments among deduction corpora. See (Yang et al., 2022) or the code for other parameters.

	Source corpus	Target corpus
transformer model	T5-base	T5-base
# dataset instances	30000	300
steps	20000	2000
learning rate	1e-4	1e-4
learning rate scheduler	AdamW	AdamW
warmup steps	1000	500
batch size	64	64
gradient clipping	0.5	0.5

shows the hyperparameters.

For training the verifier, we used exactly the same setting as Yang et al. (2022).

For the EB scorer, we used the same version as Yang et al. (2022), that is, version v3 that was released on May 28, 2022⁸.

We run the experiments for six seeds. Training on a source synthetic deduction corpus takes about one day on a single NVIDIA A100 (48GB) GPU. Training on a target EB corpus

⁸https://github.com/allenai/entailment_bank

Table F.12: The hyperparameters of prover training in the transfer experiments from deduction corpora to EntailmentBank. See (Yang et al., 2022) or the code for other parameters.

	Source synthetic corpus	Traget EB corpus
transformer model	T5-large	T5-large
# dataset instances	30000	1313
steps	10000	10000
learning rate	1e-4	5e-5(task1), 2.5e-5(task2)
learning rate scheduler	AdamW	AdamW
warmup steps	1000	1000(task1), 3000(task2)
batch size	64	64
gradient clipping	0.5	0.5

takes about one day on the same GPU.

F.3. License of used Datasets.

All the datasets used in this paper are publicly available: RuleTaker (Clark et al., 2021; Tafjord et al., 2021), EntailmentBank (Mishra et al., 2022) and FLD (will be publicly available).

G. How Well do LMs Solve Logic?

Table G.13: Proof accuracy of a prover fully fine-tuned on each corpus using all the instances.

Skewed depth distrib.			Uniform depth distrib.			
RT	RT.PR	sFLD-impl	FLD-impl.0	FLD.2	FLD.3 (FLD)	FLD.4 (FLD*)
92.4	93.9	82.2	74.6	66.8	66.4	37.7

We analyze the challengingness of each corpus in detail by using Table G.13.

First, we look into the results on skewed depth distribution corpora. As seen, sFLD-impl is more challenging than RuleTaker corpora. Since the corpus design in relevant aspects is aligned between RuleTaker and sFLD-impl as in Table 2, the difference should come from the other implementation details. For example, the distractors of FLD are designed to be easily confused with positive facts (Section 3.2), and natural language assignments are extremely diverse due to the random statement generation (Section 3.3).

FLD-impl.0 is more challenging than sFLD-impl even though they use the same arguments. This should be because FLD-impl.0 has “uniform” tree depth distribution and thus includes a higher depth tree than sFLD-impl do (Appendix F.1).

The reason that FLD.2 is more challenging than FLD-impl.0 should be as follows. First, since a proof tree is constructed from the combination of arguments chosen at each level of the tree, the number of possible proof tree patterns can be estimated (very roughly) as $\mathcal{O}(\mathcal{A}^d)$, where \mathcal{A} is the number of argument choices at each level and d is the depth of the proof tree. Next, while FLD-impl.0 uses only a few arguments ($\mathcal{A} = 2$) of implication type shown in Figure B.3b, FLD.2 uses various arguments ($\mathcal{A} \sim 10$) of the axioms shown in Figure B.3a. Thus, FLD.2 includes exponentially more diverse patterns of proof trees than RuleTaker. This makes FLD.2 more challenging than FLD-impl.0.

FLD.3 is the linguistically diverse version of FLD.2. The challengingness of FLD.3 remains almost the same as that of FLD.2 provably because LMs can solve the linguistic aspects such as paraphrasing, as discussed in Section 7.2.

FLD.4 is the higher-depth (d up to 8) version of FLD.3. This corpus is the most challenging provably due to the exponentially combinatorially more diverse patterns proof trees coming from $\mathcal{O}(\mathcal{A}^d)$.

G.1. Answer Accuracies on Transfer Experiments among Deduction Corpora

Below, we show the results of transfer among synthetic corpora measured by the other metric of answer accuracy.

However, notice that, as stated in Section 4.2, due to biases in fact sets, answers can be guessed without considering proofs to some extent, as found in Tafjord et al. (2021) where answer accuracy exceeds proof accuracy. Thus, the answer accuracy is not appropriate for measuring the logical deductive reasoning ability explicitly.

Table G.14: Answer accuracy of a prover fully fine-tuned using all the dataset instances on each corpus.

RT	RT.PR	sFLD-impl	FLD-impl.0	FLD.2	FLD.3	FLD.4
95.2	95.8	96.1	94.9	88.3	87.7	68.1

Table G.15: Few-shot answer accuracies of provers transferred among corpora that differ in arguments.

	T5	RT	RT.PR	sFLD-impl	sFLD-crit	sFLD
RT	80.7	95.2	93.7	83.6	83.2	84.8
RT.PR	78.4	93.0	95.8	82.5	79.7	82.4
RT.BE	56.2	88.3	88.2	75.2	79.4	85.0
FLD (RT)	78.3	83.1	83.3	96.1	86.0	95.3
FLD (AA)	84.9	85.5	84.5	91.7	95.2	95.1
FLD (axiom)	79.0	76.9	76.9	87.3	85.7	92.9
avg.	76.3	87.0	87.1	86.1	84.9	89.3

Table G.16: The depth-wise answer accuracies of the provers.

(a) Target corpus is FLD-impl.1. (b) Target corpus is FLD.4.

	Source corpus					
	Source corpus			Source corpus		
	T5	FLD-impl.0	FLD-impl.1	T5	FLD.3	FLD.4
0	50.0	91.7	87.5	75.0	100.0	100.0
1	96.8	98.4	96.8	82.4	98.6	95.9
2	88.0	97.0	94.0	77.3	89.8	91.5
3	90.0	93.8	96.2	78.9	84.2	78.9
4	88.9	93.3	90.0	76.7	79.5	71.2
5	72.6	90.5	95.2	70.4	65.7	60.6
6	78.7	89.3	98.7	70.6	63.5	51.8
7	84.0	90.6	91.5	77.1	52.9	47.1
8	82.0	90.2	91.8	71.1	47.0	45.2
avg.	81.2	92.8	93.5	75.5	75.7	71.4

Table G.17: Few-shot answer accuracies of provers transferred among corpora that differ in the diversity of linguistic expressions.

	T5	RT	RT.PR	FLD.2	FLD.3
RT	80.7	95.2	93.7	85.2	83.9
RT.PR	78.4	93.0	95.8	80.8	82.0
FLD.2	72.1	72.1	71.3	88.3	86.9
FLD.3	68.2	68.0	67.7	86.7	87.7
avg.	74.9	82.1	82.1	85.3	85.1

Table G.18: Few-shot answer accuracies of provers transferred among corpora that differ in the complexity of formulas.

	T5	FLD.1	FLD.2
FLD.1	77.9	96.5	91.6
FLD.2	72.1	77.8	88.3

Table H.24: Proof accuracy of a prover fully fine-tuned using all the dataset instances on each corpus. The each corpus is version 2.

FLD.v2	
FLD	FLD*
74.8	43.4

Table G.19: Few-shot answer accuracies of provers transferred among corpora that differ in the number of distractors.

	T5	FLD.0	FLD.2
FLD.0	77.7	95.8	93.4
FLD.2	72.1	83.1	88.3

G.2. Results of Other Metrics on EntailmentBank

We show the results of other metrics on EntailmentBank in Tables G.20 to G.22.

G.3. Case Study on EntailmentBank

Table G.23 shows some cases where the error of the baseline prover (T5) is fixed by the training on a deduction corpus (FLD.D5).

As seen from “T5 error fixed by FLD.D5” column, typical error of T5 is such as follows: (i) T5 misses some of the premises required to derive the required conclusion, or, simply choose wrong premises. (ii) T5 overclaims, that is, included in the generated conclusion such information that does not logically follow from the chosen premises. It is also suggested that T5 does not understand the rules of logical operators such as negation \neg and conjunction \wedge .

In contrast, the prover trained on FLD.D5 captured the fundamentals of deduction rules better than the baseline: (i) it chose correct premises necessary and sufficient to derive the next conclusion, (ii) it included in a conclusion only such information that logically follows from the chosen premises, and (iii) it correctly used the rules of logical operators.

H. About the Version 2 of FLD

The current official release¹ of FLD corpora is version 2. In version 2, we fixed a proof inconsistency issue of version 1; specifically, the version 1 corpus contained some instances with contradicting proofs, such as "proved" versus "disproved." Due to this issue, the prover’s performance had been underestimated. Fixing this issue, the performance of the provers on version 2 differs from version 1, as follows:

Table G.20: The results of all the metrics on EntailmentBank Task1. For the details of these metrics, refer to Dalvi et al. (2021).

Task	Leaves		Steps		Intermediates		Overall
	F1	AllCorrect	F1	AllCorrect	F1	AllCorrect	AllCorrect
T5	98.2	90.6	53.8	40.3	72.1	39.7	36.8
RT.D5	98.2	88.6	56.0	42.7	72.8	41.6	39.4
FLD.D5	99.0	92.7	55.5	42.2	73.4	41.3	39.2

Table G.21: The results of all the metrics on EntailmentBank Task2. For the details of these metrics, refer to Dalvi et al. (2021).

Task	Leaves		Steps		Intermediates		Overall
	F1	AllCorrect	F1	AllCorrect	F1	AllCorrect	AllCorrect
T5	88.1	52.1	45.9	33.2	68.6	36.2	31.2
RT.D5	88.6	53.1	45.6	32.7	68.4	36.1	32.0
FLD.D5	88.4	53.6	45.6	33.8	67.9	36.1	32.6

Table G.22: The results of all the metrics on EntailmentBank Task3. For the details of these metrics, refer to Dalvi et al. (2021).

Task	Leaves		Steps		Intermediates		Overall
	F1	AllCorrect	F1	AllCorrect	F1	AllCorrect	AllCorrect
T5	43.7	8.2	10.7	6.5	42.2	16.8	6.2
RT.D5	43.1	10.0	13.1	8.2	41.7	17.3	8.2
FLD.D5	43.6	9.7	12.1	8.3	43.0	20.1	8.3

Table G.23: Cases where baseline (T5) error on a proof step is fixed by the training on **FLD.D5**. A proof step is composed of a set of chosen premises and a derived conclusion. A derived conclusion is either a sequence generated by the prover model when the step is an intermediate step of the proof or is (fixed to) the hypothesis given to the model when the step is the final step of the proof (marked as [hypothesis]). Thus, in the final step, the task of the prover model is just to choose the right premises that can derive the hypothesis.

	chosen premises	derived conclusion	T5 error fixed by FLD.D5
FLD.D5	1. force causes the speed of an object to increase / to decrease 2. an increase is a kind of change 3. a decrease is a kind of change	force causes the speed of an object to change [hypothesis]	The chosen premises are not sufficient, possibly happened because T5 do not understand the rule of conjunction (\wedge) .
T5	1. force causes the speed of an object to increase / to decrease 2. an increase is a kind of change	force causes the speed of an object to change [hypothesis]	
FLD.D5	1. the milky way is made of stars 2. light year can be used to measure the distance between stars	light year can be used to measure the distance between the stars in milky way	T5 overclaimed , that is, included in the conclusion such information that does not logically follow from the chosen premises. (a.k.a “hallucination”)
T5	1. the milky way is made of stars	the distance between the stars in milky way is light years	
FLD.D5	1. fossils are formed by the remains of living things 2. rock is a kind of nonliving thing	rocks cannot form fossils [hypothesis]	T5 missed a premise to choose wrong one, possibly because T5 do not understand the semantics of negation (\neg) at “nonliving”.
T5	1. fossils are formed by the remains of living things 2. cannot means not be able to	rocks cannot form fossils [hypothesis]	
FLD.D5	1. the first quarter phase of the moon occurs after the new moon 2. a different moon phase occurs approximately once per week	the first quarter phase of the moon will occur one week after the new moon [hypothesis]	T5 chose wrong premises.
T5	1. the first quarter phase of the moon occurs after the new moon 2. old is the opposite of new	the first quarter phase of the moon will occur one week after the new moon [hypothesis]	
FLD.D5	1. cutting down trees has a negative impact on an environment 2. decreasing something negative has a positive impact on a thing	decreasing the amount of trees cut has a positive impact on the environment	T5 generation was merely a repetition of a premise (a.k.a “repetition”)
T5	1. cutting down trees has a negative impact on an environment 2. creating paper requires cutting down trees	cutting down trees has a negative impact on the environment	
FLD.D5	1. the heart is situated in the chest 2. chest and abdomen are different location on a body	the abdomen does not contain the heart [hypothesis]	T5 chose wrong premises.
T5	1. the heart is situated in the chest 2. if something does not contain something else then that something lacks that something else	the abdomen does not contain the heart [hypothesis]	