

OVERVIEW ARTICLE

The Sound Demixing Challenge 2023 – Cinematic Demixing Track

Stefan Uhlich*, Giorgio Fabbro*, Masato Hirano†, Shusuke Takahashi†,
Gordon Wichern‡, Jonathan Le Roux‡, Dipam Chakraborty§, Sharada Mohanty¶,
Kai Li||,* Yi Luo|| Jianwei Yu|| Rongzhi Gu|| Roman Solovyev,††
Alexander Stempkovskiy,†† Tatiana Habruseva,‡‡
Mikhail Sukhovei,§§ and Yuki Mitsufuji†

Abstract

This paper summarizes the cinematic demixing (CDX) track of the Sound Demixing Challenge 2023 (SDX'23). We provide a comprehensive summary of the challenge setup, detailing the structure of the competition and the datasets used. Especially, we detail CDXDB23, a new hidden dataset constructed from real movies that was used to rank the submissions. The paper also offers insights into the most successful approaches employed by participants. Compared to the cocktail-fork baseline, the best-performing system trained exclusively on the simulated Divide and Remaster (DnR) dataset achieved an improvement of 1.8dB in SDR whereas the top-performing system on the open leaderboard, where any data could be used for training, saw a significant improvement of 5.7dB.

Keywords: Cinematic sound separation, dialogue enhancement, sound effect extraction

1. Introduction

Cinematic source separation refers to the task of separating movie audio into *dialogue* (DX), *music* (MX) and *sound effects* (FX). While speech separation (Hershey et al., 2016; Chen et al., 2017; Yu et al., 2017) and music separation (Grais et al., 2014; Huang et al., 2012; Uhlich et al., 2015) have been studied extensively, cinematic source separation is a relatively recent field (Petermann et al., 2022b) albeit its numerous practical applications. These include enhancing old movies by converting them to formats like MPEG-H or Dolby Atmos, dubbing them into different languages or subtitle generation including non-speech sounds present in an auditory scene.

The first work in the area of cinematic separation was dialogue enhancement in (Paulus et al., 2019; Torcoli et al., 2021) which employs source separation to extract and remix the dialogue signal at a desired level. The problem was further formalized in (Petermann et al., 2022b), where Petermann et al. introduced cinematic separation as a three-way problem of splitting the audio into dialogue, sound effect and music. They created a new dataset, *Divide and Remaster* (DnR), which was built upon LibriSpeech (Panayotov et al., 2015) for dialogue, Free Music Archive (Defferrard et al., 2016) for music and the Freesound Dataset 50k (Fonseca et al., 2021) for sound effects. Their exploration of various separation models revealed that their proposed multi-resolution extension of X-UMX (Sawata et al., 2021, 2023), termed MRX, provided the best performance. Subsequently, the same authors extended this work in (Petermann et al., 2022a) to also consider the impact of source separation on downstream tasks. They proposed a two-stage approach where a MRX separator is used to obtain preliminary separation which is followed by an activity detector to estimate the activity profile for every source. This activity information is then utilized in a second stage by a conditioned MRX, called MRX-C, to improve the sep-

*Sony Europe B.V., Stuttgart, Germany

†Sony Group Corporation, Tokyo, Japan

‡Mitsubishi Electric Research Labs, Cambridge, USA

§Alcrowd, Bengaluru, India

¶Alcrowd, Lausanne, Switzerland

||Tencent AI Lab, Shenzhen, China

**Department of Computer Science and Technology, Tsinghua University, Beijing, China. Work done during internship at Tencent AI Lab.

††Institute for Design Problems in Microelectronics of Russian Academy of Sciences, Moscow, Russian Federation

‡‡Independent researcher, Cork, Ireland

§§Independent researcher, Saint-Petersburg, Russia

aration performance.

Cinematic separation has several unique challenges compared to speech or music separation. Firstly, the multi-channel format of most cinematic audio (stereo or 5.1 surround) necessitates a suitable augmentation during training, as many datasets are only monaural, e.g., the DnR dataset. Secondly, the scarcity of full-bandwidth material with sampling rate of 48kHz for training poses a significant hurdle, as high-quality audio data is essential for effective model training. Thirdly, the lack of emotional speech within the used speech datasets presents a challenge. Separation models trained on these datasets often struggle with emotional speech in real cinematic dialogues, as it is typically absent from the training data. Fourthly, the sound effects class, which encompasses a wide variety of sounds, is particularly challenging to extract due to its broad and diverse nature. Finally, the three classes exhibit some overlap, such as the presence of vocals in music. These challenges highlight the complexity of cinematic separation and the need for further research and development in this field.

Hence, in addition to the *music demixing* (MDX) track (Fabbro et al., 2023), which was already present in the *Music Demixing Challenge 2021* (MDX'21) (Mitsufuji et al., 2022), we have added a new *cinematic demixing* (CDX) track to the *Sound Demixing Challenge 2023* (SDX'23) in order to foster research in this direction. The challenge was facilitated through Alcrowd¹, and participants were invited to submit their systems to one of two leaderboards, depending of whether they used only DnR or additional training data. To rank the submissions, we developed a new hidden test set, termed CDXDB23, derived from real movies. Through the establishment of this challenge framework, we observed substantial performance enhancements. Specifically, the top-performing system, trained solely on DnR, demonstrated an improvement of 1.8dB compared to the cocktail-fork baseline. Remarkably, the highest-performing system on the open leaderboard, which permitted the use of any data for training, exhibited a significant improvement of 5.7dB. These results underscore the efficacy of our challenge in driving advancements in the field of cinematic audio separation.

This paper is organized as follows: Sec. 2 outlines the competition's design, Sec. 3 discusses the training datasets and establishes the performance baseline, Sec. 4 presents the results and summarizes the most successful strategies, and finally Sec. 5 concludes the paper with key findings and future research directions.

2. CDX Challenge Setup

In the following, we will summarize the structure of the competition.

2.1 Task Definition

Participants in the CDX track of SDX'23 were asked to submit systems that can extract the dialogue $\mathbf{s}_{\text{DX}}(n) \in \mathbb{R}^2$, sound effects $\mathbf{s}_{\text{FX}}(n) \in \mathbb{R}^2$ and music $\mathbf{s}_{\text{MX}}(n) \in \mathbb{R}^2$ from the stereo cinematic audio

$$\mathbf{x}(n) = \mathbf{s}_{\text{DX}}(n) + \mathbf{s}_{\text{FX}}(n) + \mathbf{s}_{\text{MX}}(n), \quad (1)$$

where n denotes the time index and all stereo signals are sampled at 44.1kHz. We used the following definition for each class²:

- *Dialogue* refers to all spoken content in a movie including conversations between characters, monologues, and any other spoken elements.
- *Sound effects* are sounds that are used to support or complement the action on screen. They can be split into object sounds (e.g., footsteps) and into ambient sounds (e.g., wind or rain).
- *Music* refers to the soundtrack that accompanies the visuals and which is often used to provide an emotional context. It might be a single instrument (e.g., a violin in a dramatic moment) or a full orchestra/music band.

We verified this definition with mixing engineers from Sony Pictures.

A unique aspect of this challenge was the requirement for participants to submit their pre-trained models along with the corresponding inference code, as the test dataset was kept hidden. This stands in contrast to many other challenges where participants have access to unlabeled test data and are required to submit processed files or labels.

2.2 Leaderboards

Submissions were categorized under two leaderboards:

- *Leaderboard A* was designated for models exclusively trained on the train and validation splits 'tr' and 'cv' of the Divide and Remaster (DnR) dataset (Petermann et al., 2022b), while
- *Leaderboard B* was for models trained on any data.

The rationale behind this dual-leaderboard approach is threefold. Firstly, it allows individuals who may not have access to extensive datasets to participate in the competition. Secondly, it provides a platform to explore data augmentation strategies, such as mono-to-stereo conversion, which is particularly relevant as the DnR dataset is monaural, while the hidden test set used for evaluation is in stereo format. Thus, the two leaderboards not only foster inclusivity but also encourage innovative approaches to data augmentation. Thirdly, the two leaderboards allow disentangling data improvements from algorithm improvements, as Leaderboard B performance could come from extra data, or better augmentation/algorithm approaches, while Leaderboard A improvements must come from algorithms. However, Leaderboard B is required to determine the true state of the art.

2.3 Ranking Metric

For the evaluation of the systems, we used the global *signal-to-distortion ratio* (SDR) which is defined for one movie clip as

$$\text{SDR} = \frac{1}{3} \left(\text{SDR}_{\text{DX}} + \text{SDR}_{\text{FX}} + \text{SDR}_{\text{MX}} \right) \quad (2)$$

with $\text{SDR}_j = 10 \log_{10} \frac{\sum_n \|\mathbf{s}_j(n)\|^2}{\sum_n \|\mathbf{s}_j(n) - \hat{\mathbf{s}}_j(n)\|^2}$ where $\mathbf{s}_j(n) \in \mathbb{R}^2$ and $\hat{\mathbf{s}}_j(n) \in \mathbb{R}^2$ denote the stereo target and estimate for source $j \in \{\text{DX}, \text{FX}, \text{MX}\}$. The definition in (2) is also called utterance-level SDR, see e.g. (Luo and Yu, 2023) and equivalent to the SDR of multi-channel BSS Eval v3 (Vincent et al., 2007). Finally, the global SDR of (2) is averaged over all clips in the hidden test dataset and the three sources DX, FX and MX to obtain the final score. Compared to scale-invariant metrics like SI-SDR (Le Roux et al., 2019) we chose this metric to rank submissions as systems with good SDR performance have the advantage that they can easily be blended with other models (Uhlich et al., 2017) and also allow to compute the residual $\hat{\mathbf{s}}_{-j}(n) = \mathbf{x}(n) - \hat{\mathbf{s}}_j(n)$ without having to recover the correct scale.

2.4 Timeline, Challenge Phases and Prizes

The challenge took place in two phases. Phase I started on January 23rd, 2023. Phase II commenced on March 6th, 2023, as planned. However, due to the submission system experiencing difficulties in handling the surge in the number of submissions towards the end of the challenge, the end date of Phase II was extended by one week. Originally scheduled to conclude on May 1st, 2023, the challenge was extended to May 8, 2023, to ensure a fair competition for all teams.

CDXDB23 was partitioned into three sets of approximately equal size, each containing three, three, and four movies respectively. During Phase 1 of the competition, participants were able to assess the performance of their submissions using one-third of the movies from the hidden test set. In Phase 2, this was expanded to include two-thirds of the movies from the hidden test set. Upon the conclusion of Phase 2, participants were required to select three submissions for evaluation on the full hidden test set, the results of which were then displayed on the final leaderboards. This selection process was implemented to mitigate the potential impact of overfitting. In cases where participants did not explicitly select three submissions, the top three submissions from the Phase 2 leaderboard were automatically chosen for final evaluation.

For Leaderboard A, which was for models trained exclusively on the Divide and Remaster (DnR) dataset, a total of 5,000 USD was distributed among the top three submissions. The first-place winner received 2,500 USD, the second-place winner was awarded 1,500 USD, and the third-place winner received 1,000 USD. To be eligible for these prizes, participants were required to open-source both their training and infer-

ence code. Similarly, for Leaderboard B, which was for models trained on any data, the same prize distribution was applied: 2,500 USD for the first place, 1,500 USD for the second place, and 1,000 USD for the third place, totaling 5,000 USD. For this leaderboard, participants were required to open-source their inference code. Compliance with these open-source requirements was ensured through a due diligence check.

3. Datasets and Baseline

The following subsections offer detailed descriptions of the datasets employed throughout the challenge, as well as an overview of the baseline included in the starter kit.

3.1 Divide and Remaster (DnR) – Training Dataset

Introduced in (Petermann et al., 2022b), the Divide and Remaster (DnR) dataset serves as a tool for developing and evaluating mono audio signal separation algorithms applied to podcasts, television, and movies. It includes artificial mixtures sourced from LibriSpeech (Panayotov et al., 2015), Free Music Archive (FMA) (Defferrard et al., 2016), and Freesound Dataset 50k (FSD50k) (Fonseca et al., 2021). This dataset, available in both 16kHz and 44.1kHz sampling rates, comes with time-stamped annotations for each class: genre for music, audio-tags for sound effects, and transcription for speech.

The creation process of DnR was centered on addressing class overlap and relative source levels in the mix within a single-channel³ context. It includes four categories: speech, music, foreground effects, and background effects - the latter two are merged into a single submix. All mixtures have a duration of 60 seconds, encompassing multiple full speech utterances and sufficient onsets and offsets between classes. File count for each class was set via a zero-truncated Poisson distribution, and relative amplitude levels across the classes were determined per industry standards and prior studies as discussed in (Petermann et al., 2022b). Each sound file’s gain was individually adjusted to add variability while preserving realistic consistency across the mix. The final dataset, divided into training, validation, and testing subsets in line with base dataset proportions, comprises 3,406 training mixtures, 487 validation mixtures, and 973 test mixtures.

While the DnR dataset took care to simulate realistic cinematic mixtures, there are some notable differences between the source material used to create DnR and actual cinematic audio. First, LibriSpeech contains read speech from audio books, which may have significant timbral differences compared to the emotional speech typically used by film actors. Second, many of the musical genres from the FMA dataset contain vocals. While music with vocals is used in cinema, a majority of cinematic music does not contain singing. Thus, the prevalence of music with vocals may

be overrepresented in FMA compared to the hidden test data. Finally, Librispeech, FMA, and FSD50K are all crowd-sourced datasets, and there may be significant differences in terms of recording hardware and post-production effects compared to actual movies. It is expected that mismatches such as this may limit performance of separation models trained only on DnR.

For Leaderboard A, participants were required to only utilize the training and validation split of the DnR dataset in training their systems.

3.2 CDXDB23 – Hidden Test Dataset

To rank the submissions, we generated a novel dataset derived from authentic Sony Pictures movies and we will refer in the following to this dataset as *cinematic demixing database* (CDXDB23). It comprises 11 movies with a total of 156 clips each with an average length of 11 seconds, amounting to approximately 19.4 minutes of content. The audio was originally in a higher sample rate, but we downsampled it to 44.1kHz stereo to match the sample rate of the DnR dataset. This was done to avoid requiring systems in Leaderboard A to design systems that can upscale to a higher sampling rate. Fig. 1 shows the distribution of the genres as well as the release years of the eleven movies inside CDXDB23. We can observe that they are recent movies covering a wide variety of genres⁴.

The original data supplied by Sony Pictures was formatted as 5.1ch, 48kHz, and 24-bit with several *stem* tracks for each movie, encompassing either dialogue, effects, music, or their combination. We manually annotated the sound events with one class label (dialogue, sound effect or music) within each stem and carefully selected segments to ensure a balanced representation of each class in the resulting mixture. Specifically, to exclude extremely low-amplitude sound sources, we computed for each class the *root mean square* $RMS_j = (\frac{1}{N} \sum_{n=1}^N \|s_j(n)\|^2)^{\frac{1}{2}}$ and excluded segments where this value was below a threshold τ_j for one $j \in \{DX, FX, MX\}$. Empirically, we found the thresholds

$$\tau_{DX} = 0.022, \quad \tau_{FX} = 0.005, \quad \tau_{MX} = 0.003,$$

to give good test samples. On occasion, environmental noise was unintentionally recorded, or dialogue/vocal components appeared in the effect or music stems. We made diligent efforts to minimize the inclusion of such samples by manually inspecting all data.

Please note, we are unable to provide further details about the movies to prevent participants in a future challenge from fine-tuning their models based on this specific information. However, we made available demo samples from “Kilian’s Game” a short film produced by Sony Pictures to demonstrate the latest filmmaking technologies. These samples could be used by participants to test their submissions and to see the performance on real movie audio.⁵

3.3 Cocktail-Fork Baseline

As part of the challenge, MERL open-sourced their *multi-resolution CrossNet* (MRX) (Petermann et al., 2022b), an improved version of *CrossNet-UMX* (X-UMX) (Sawata et al., 2021, 2023) which itself is an improved version of Open-Unmix (UMX) (Stöter et al., 2019). MRX leverages multiple STFT resolutions of the mixture, enhancing the estimation process as it allows to better address the variety of acoustic characteristics of the three source types. The entire system is available on GitHub⁶.

Using the available pre-trained model on DnR, a baseline submission was created and made available for all participants as part of the starter-kit⁷. We noticed already during the preparation of the baseline that scaling the input mixture is beneficial and, hence, apply the scaling

$$\mathbf{x}(n) \leftarrow \frac{\mathbf{x}(n)}{\max_n |\mathbf{x}(n)|}, \quad (3)$$

i.e., the cocktail-fork model is run on the peak normalized mixture. Training of MRX utilized scale-invariant signal-to-distortion ratio (SI-SDR) loss, necessitating subsequent scale estimation using least-squares according to the formula

$$\hat{s}_j(n) \leftarrow \frac{\sum_n \mathbf{x}(n)^T \hat{s}_j(n)}{10^{-7} + \sum_n \|\hat{s}_j(n)\|^2} \hat{s}_j(n) \quad (4)$$

for all $j \in \{DX, FX, MX\}$. Furthermore, a post-processing step was implemented to ensure mixture consistency (Wisdom et al., 2019) where we first compute the residual $\mathbf{r}(n) = \mathbf{x}(n) - \hat{s}_{DX}(n) - \hat{s}_{FX}(n) - \hat{s}_{MX}(n)$ which is then distributed to the estimates

$$\begin{aligned} \hat{s}_{DX}(n) &\leftarrow \hat{s}_{DX}(n), \\ \hat{s}_{FX}(n) &\leftarrow \hat{s}_{FX}(n) + \frac{1}{2} \mathbf{r}(n), \\ \hat{s}_{MX}(n) &\leftarrow \hat{s}_{MX}(n) + \frac{1}{2} \mathbf{r}(n). \end{aligned}$$

This post-processing showed beneficial as the residual contains mostly sound effects and background music. SDR_{FX} improved by +1.1dB and SDR_{MX} by +0.7dB resulting in an overall improvement of +0.6dB. The performance of the cocktail-fork baseline on CDXDB23 can be found in Table 1.

4. Challenge Outcome

The CDX track saw a dynamic evolution in terms of both the number of submissions and the SDR performance. The competition attracted a total of 19 teams for Leaderboard A and 10 teams for Leaderboard B, with 369 and 179 submissions respectively. Tables 1 and 2 present the final rankings for both leaderboards. The team *aim-less* emerged as the winner of Leaderboard A, achieving an average SDR of 4.345dB. On

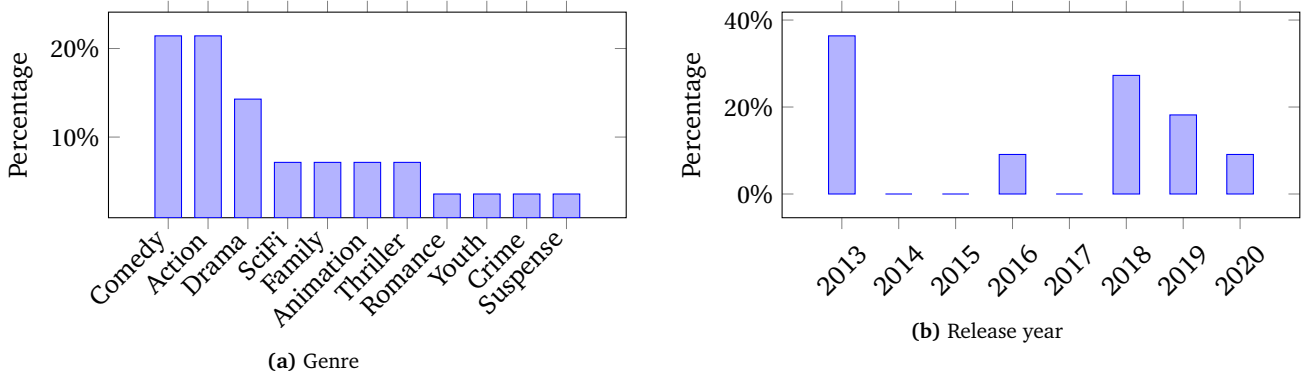


Figure 1: Statistics about movies in CDXDB23

the other hand, Leaderboard B was topped by *JusperLee*, with an impressive SDR of 8.181dB. It is noteworthy that while all top five teams in Leaderboard A were from academic institutions, the highest scores in Leaderboard B were obtained by two commercial entities. This diversity of participants underscores the broad interest and applicability of the challenge across both academic and industry sectors. Fig 2 shows the progress that the teams could achieve during the course of the competition. We can observe that there was a continuous improvement of the SDR for each source and, especially at the end of the competition, there is a steady improvement visible as participants tuned their submissions.

To investigate whether this improvement resulted from participants overfitting to the visible portion of the test set, Fig. 3 presents the difference between the visible SDR (the SDR for all clips of CDXDB23 shown to the participants) and the hidden SDR (the SDR for all clips of CDXDB23 that were not visible). Intriguingly, some degree of overfitting is apparent for the submissions to Leaderboard B towards the end of the challenge but not for submissions to Leaderboard A. For example, this can be seen by the decrease of the SDR difference for the teams *JusperLee* and *Audioshake*.

The substantial improvement upon the provided cocktail-fork baseline by the participants is noteworthy. This was achieved not only through the implementation of enhanced architectures, such as MRX-C (Petermann et al., 2022a) used by team *mp3d*, but also through the identification and rectification of two issues inherent in the DnR dataset. Firstly, the presence of vocals in the *music* category necessitated dataset cleaning. Secondly, the difference in loudness exhibited by DnR resulted in suboptimal performance of systems trained on this dataset, necessitating the consideration of this factor as discussed in 4.3.2 by using a suitable input normalization. Interestingly, none of the top teams explored mono-to-stereo augmentations, which presents an intriguing avenue for future research.

Comparing the results for Leaderboard A and B, we

can observe that especially *dialogue* gains from having access to additional training data. This is in our opinion due to the access to much more speech and vocals material which can be used as training material for *dialogue*. Particularly, the inclusion of vocal material proves advantageous due to its similarity to emotional speech. Additionally, the processing pipelines employed in cinematic production may align closely with those utilized in music production, further enhancing the benefit of vocal material.

In order to gain more insight into the benefit of additional data, we show in Fig. 4 the performance of the winning submissions on both leaderboards in comparison to the cocktail-fork baseline. Please note that there is only a single clip for movie "000" and, hence, the box plot degrades to a vertical line. Notably, the most significant disparities between the models trained on DnR and the winning entry in Leaderboard B are observed in animation movies ("002", "006") and action movies ("003", "008").

In the following, the top teams for both leaderboards present their submissions and discuss them.

4.1 Team *JusperLee* (Kai Li, Yi Luo, Jianwei Yu, Rongzhi Gu)

4.1.1 Dataset

We used the public divide and remaster (DnR) (Petermann et al., 2022b) dataset, the public deep noise suppression (DNS) dataset (Dubey et al., 2022), the public MUSDB18-HQ dataset (Raffi et al., 2019), and some extra internal data for system training. The extra internal speech data include 150 hours of data used for a text-to-speech task, the extra internal sound effect data include 10 hours of cinematic sound effect data, and the extra internal music data include 100 hours of cinematic background music data.

One important step in our data preprocessing pipeline was that we found that the effect and music signals in both the DnR dataset and our internal dataset may contain human voice. We thus used a music source separation (MSS) model to preprocess all the effect and music signals to subtract the extracted

| Rank | Participant | Global SDR (dB) | | | | Submissions to Ldb A | | |
|--------------------|--|-----------------|----------|--------|--------|----------------------|-----------|--------------------|
| | | Mean | Dialogue | Effect | Music | 1st phase | 2nd phase | |
| <i>Submissions</i> | | | | | | | | |
| 1. | aim-less | 4.345 | 7.981 | 1.217 | 3.837 | 36 | 32 | Code ⁸ |
| 2. | mp3D | 4.237 | 8.484 | 1.622 | 2.607 | – | 42 | Code ⁹ |
| 3. | subatomicseer | 4.144 | 7.178 | 2.820 | 2.433 | 65 | 22 | Code ¹⁰ |
| 4. | thanatoz | 3.871 | 8.948 | 1.224 | 1.442 | 21 | 22 | |
| 5. | kuielab | 3.537 | 7.687 | 0.449 | 2.474 | 36 | 15 | |
| <i>Baseline</i> | | | | | | | | |
| | Scaled Identity $\hat{\mathbf{s}}_j(n) = \frac{1}{3}\mathbf{x}(n)$ | -0.019 | 1.562 | -1.236 | -0.383 | | | |
| | Cocktail-Fork (Petermann et al., 2022b) | 2.491 | 7.321 | -1.049 | 1.200 | | | |

Table 1: Final Leaderboard A (models trained only on DnR; top-5)

| Rank | Participant | Global SDR (dB) | | | | Submissions to Ldb A + B | | |
|-------------|-------------|-----------------|----------|--------|-------|--------------------------|-----------|--------------------|
| | | Mean | Dialogue | Effect | Music | 1st phase | 2nd phase | |
| Submissions | | | | | | | | |
| 1. | JusperLee | 8.181 | 14.619 | 3.958 | 5.966 | 42 | 102 | |
| 2. | Audioshake | 8.077 | 14.963 | 4.034 | 5.234 | – | 97 | |
| 3. | ZFTurbo | 7.630 | 14.734 | 3.323 | 4.834 | 25 | 31 | Code ¹¹ |
| 4. | aim-less | 4.345 | 7.981 | 1.217 | 3.837 | 36 | 53 | Code ⁸ |
| 5. | mp3D | 4.237 | 8.484 | 1.622 | 2.607 | – | 48 | Code ⁹ |

Table 2: Final Leaderboard B (models trained on any data; top-5)

“speech” or “vocal” signals from them. We found that doing this significantly improved the systems’ performance compared to directly using the original signals for training.

4.1.2 Methods

a) On-the-fly Data Mixing – We performed on-the-fly data mixing during training to increase the variety of the training data mixtures. For each mixture utterance, we randomly sampled 0 – 1 speech or vocal signal (we also treated vocal signal as a form of dialog signal in our setting), 0 – 2 music signals and 0 – 3 effect signals and rescaled each of them by a random energy of $[-10, 10]$ dB. We truncated the signals to be 3-second long and then added them up to form the mixture. The sum of individual music and effect signals were set as the training targets for the two tracks, respectively.

b) Model Design – Our system consists of three independent models for the dialog, effect and music tracks, respectively. All models share the same architecture, which is the band-split RNN (BSRNN) architecture we proposed for the task of music source separation (MSS) (Luo and Yu, 2023). For the dialog track, we directly use a BSRNN model trained for music source separation task instead of CDX task, as we eventually found that using an MSS model trained on music-only data that extracts the vocal track from the accompaniment can lead to better SDR score on the hidden test set

than a speech extraction model trained on speech data (please see the discussion section for more on this observation). For the effect track and the music track, we used two separate BSRNN models trained on the aforementioned dataset, while we used the MSS model to first subtract the separated dialog signal from the mixture to create a pseudo music-effect-only mixture, and then trained the two models on this mixture to perform a slightly simpler separation task. We found that this could lead to better performance than training the two models on mixtures containing dialog data, and also better than training on mixtures without speech or vocal signal.

We used the standard BSRNN architecture and we do not include detailed description here for the sake of simplicity. The band-split scheme we used for all models was identical to the one we proposed in the original paper. The number of sequence and band modeling modules in the effect and music models were 8 and 12, respectively, and the feature dimension N were set to 64 and 128, respectively.

c) Training Configurations – All models were trained with the Adam optimizer (Kingma and Ba, 2014) with an initial learning rate of 0.001. We used 8 GPUs for each model with a per-GPU batch size of 2. Each training epoch contained 10k iterations, and the learning rate was decayed by 0.98 for every two epochs. We did

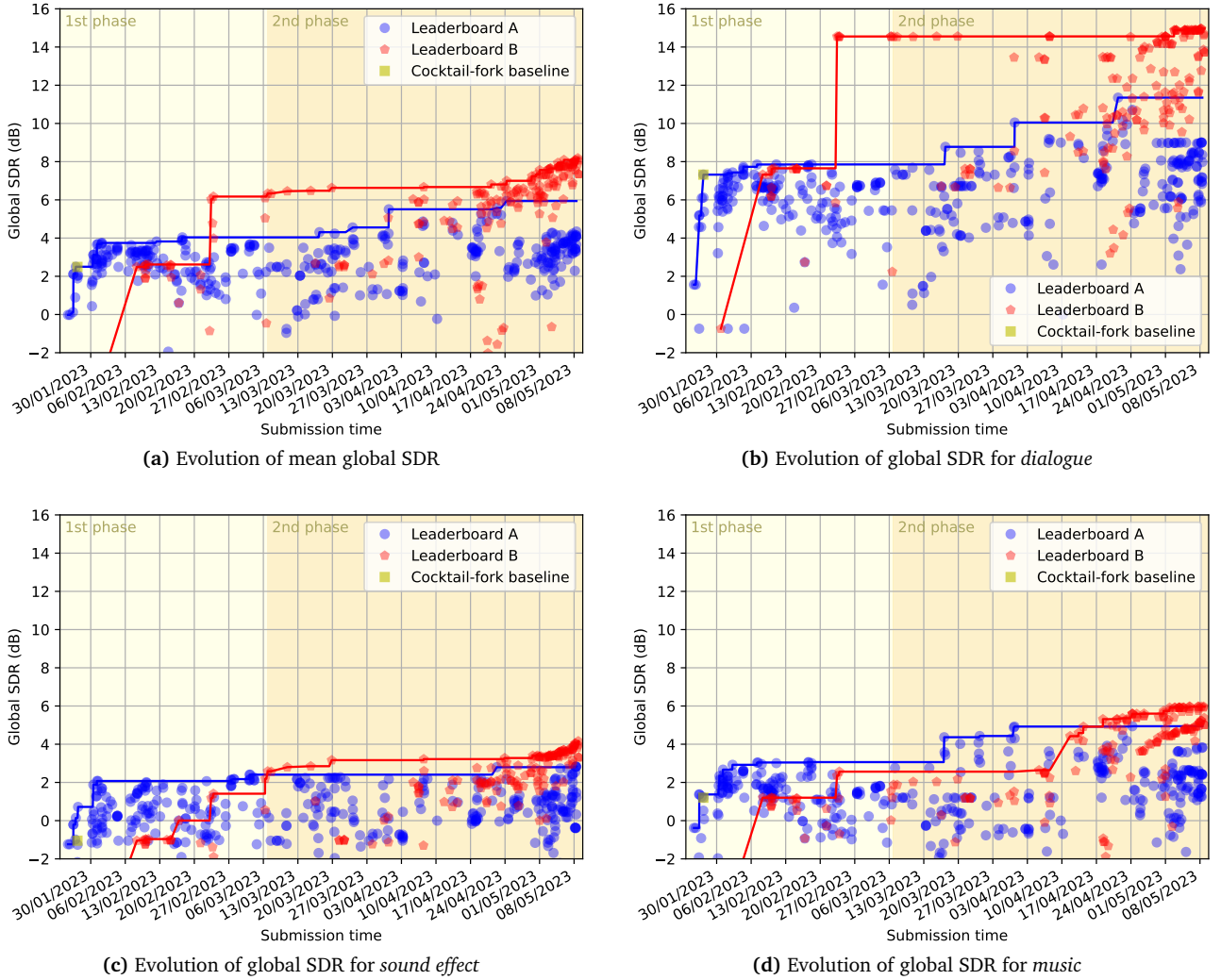


Figure 2: Performance of submissions on full CDXDB23 over time

not apply early stopping as the evaluation was done on the hidden test set, and we submitted the latest model to the grading system every day to find the best model.

4.1.3 Results and Discussions

Our system achieved #1 on Leaderboard B and Final Leaderboard B in the CDX challenge. Comparing with other top-ranking systems, our system performed significantly better on the music track and on par or slightly worse on the two other tracks, and the overall improvement mainly came from the gain from the music track. One most interesting observation we had was about the dialog track - we initially tried to treat the “dialog separation” task as a “speech enhancement” task which aims at removing any non-speech components out of the mixture, and we trained systems based on both our speech enhancement system which ranked 3rd in the 5th DNS challenge (Yu et al., 2022, 2023) and our MSS system (Luo and Yu, 2023) with the extra cinematic data. We perceptually evaluated the systems’ performance on internal movie data and found the

quality of their outputs satisfying. However, all model weights trained with this fashion cannot achieve 13 dB SDR on the hidden test set, no matter how we adjusted the training pipeline or the model design. Later we tried to directly submit the original MSS system only trained on music-only data (MUSDB18-HQ and some other internal music dataset), and the performance of the dialog track on Leaderboard B suddenly reached 15 dB SDR. One possible explanation is that there might still exist non-speech human sounds that are categorized as noise by the speech enhancement system but identified as vocal by the music separation system, possibly due to the differences in the training data as well as the data mixing strategies used during training.

4.2 Team ZFTurbo (Roman Solovyev, Alexander Stempkovskiy, Tatiana Habruseva)

4.2.1 Approach

Our approach is based on an ensemble of models suited best for a particular stem. As we noticed that dialogue can be extracted with high quality by a vocals model

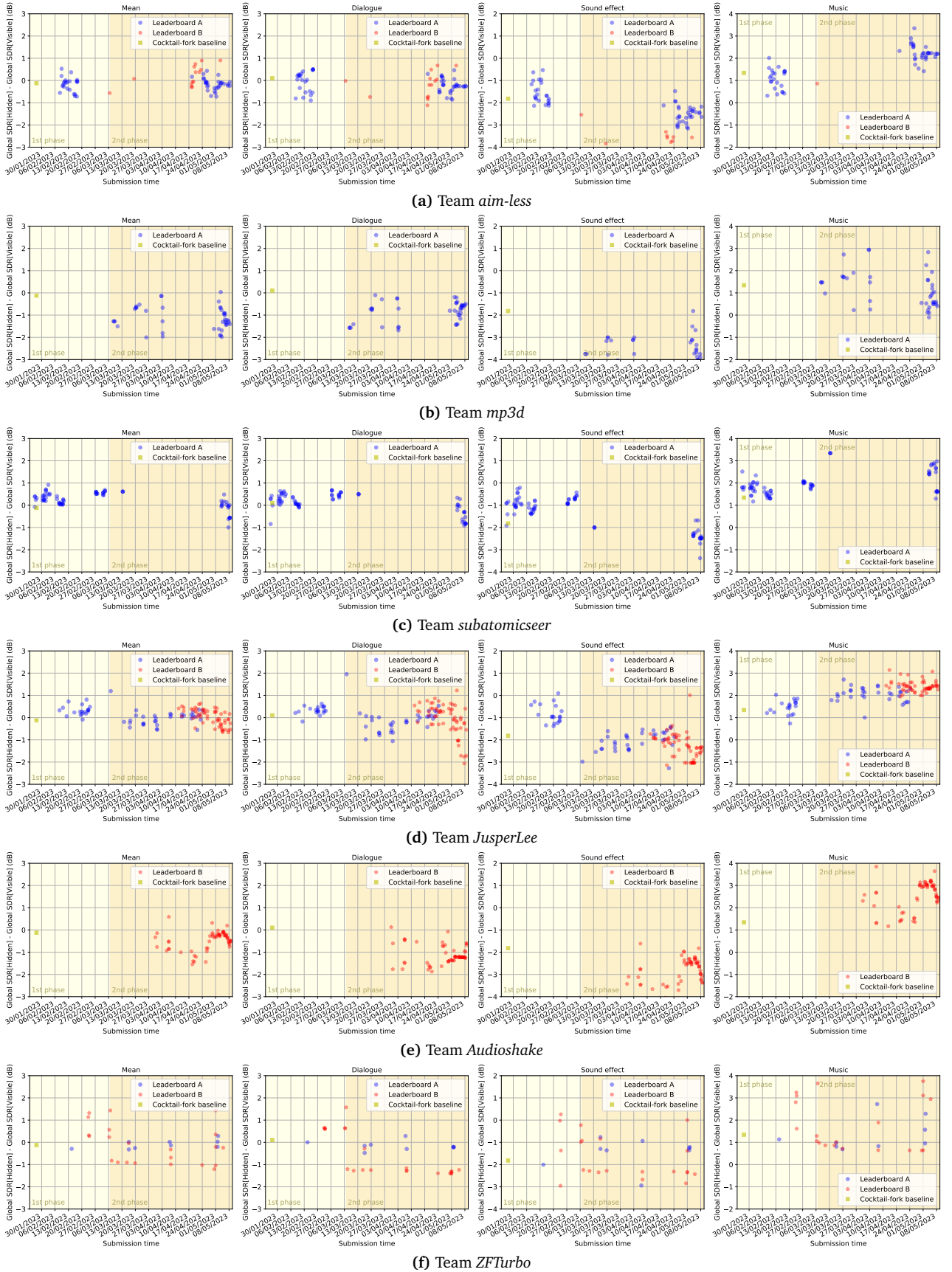


Figure 3: Analysis of overfitting of global SDR. y -axis shows difference between global SDR on hidden test set and global SDR displayed to the participants (negative values indicate overfitting).

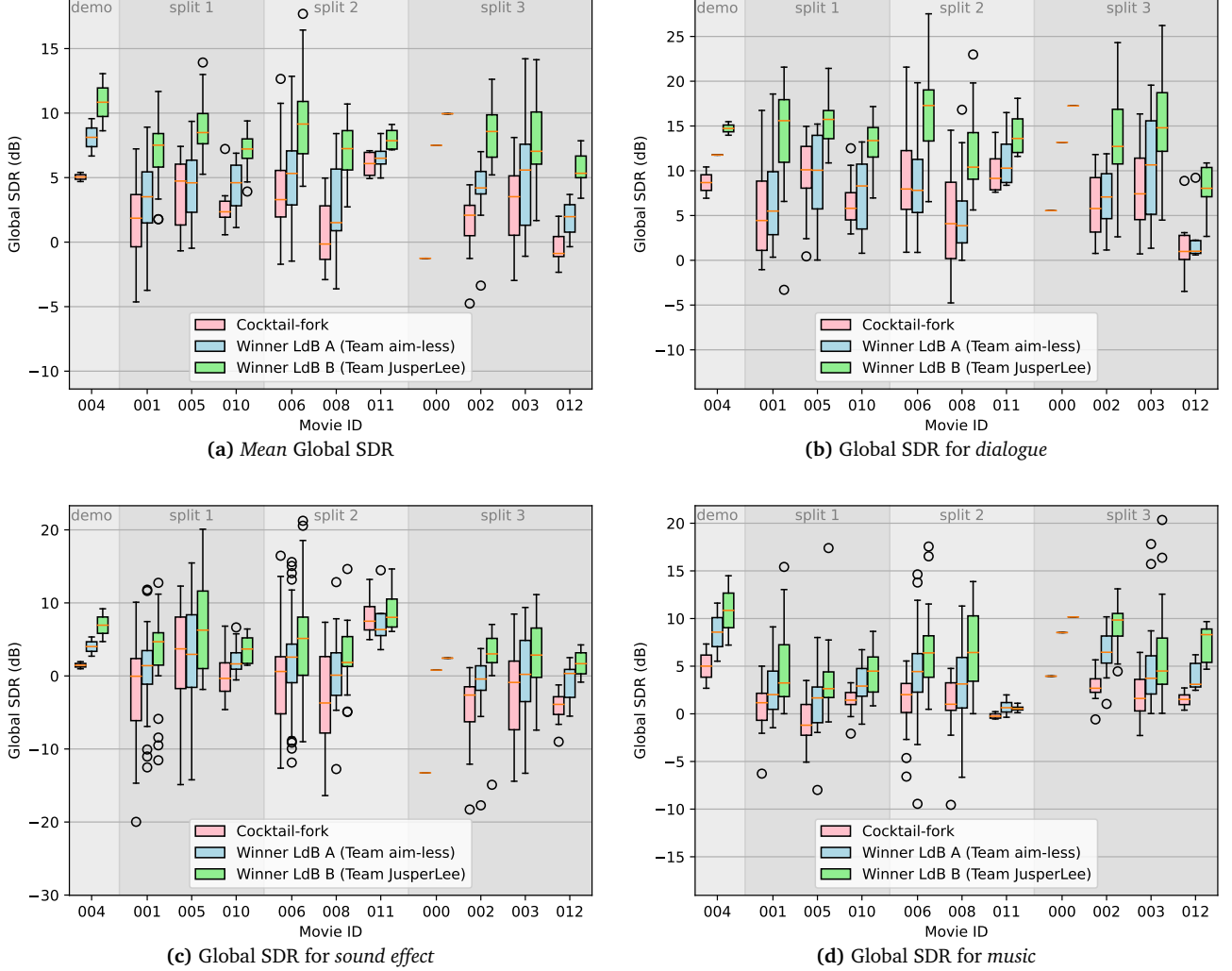


Figure 4: Comparison of cocktail-fork baseline with winning submissions on both leaderboards for individual movies. For movie "000", we only have one clip and, hence, the box plot degrades to a vertical line.

| Model | Global SDR (dB) | | | |
|--------------------------------------|-----------------|----------|--------|-------|
| | Mean | Dialogue | Effect | Music |
| HT demucs trained on 2-stems mix | 7.560 | 14.532 | 3.355 | 4.794 |
| HT demucs trained on 3-stems mix | 6.692 | 14.530 | 3.277 | 2.269 |
| Ensemble of 2- and 3-stems HT demucs | 7.630 | 14.734 | 3.323 | 4.834 |

Table 3: Comparison of 2-stem and 3-stem HT demucs models trained on DnR and evaluated on CDXDB23 (Team *ZFTurbo*)

that was trained originally for music separation, we separate dialogue by this model first, and then apply a model trained on the DnR dataset to the remaining part (music and sound effects). The source code is publicly available on GitHub¹².

To compare different models, we developed for sound demixing new benchmarks and leaderboards (Solovyev et al., 2023)¹³. It can be seen from this leaderboard that various *hybrid transformer demucs* (HT demucs) (Rouard et al., 2023) models dominate all stems except for vocals separation. Models based

on the MDX algorithm (Kim et al., 2021) are the best for separating the vocals. Therefore, ensembles of different models used for vocal and non-vocal stems are expected to provide the top overall performance.

To separate the dialogue, we used a combination of three pre-trained vocals models: UVR-MDX1¹⁴ and UVR-MDX2¹⁵ from the Ultimate Vocal Remover project¹⁶, and HT demucs (finetuned)¹⁷. The vocals were separated independently by all of these models and the results were combined with weights:

$$\begin{aligned}
 \hat{s}_{DX(n),1} &= \text{UVR-MDX1}(\mathbf{x}(n), \text{overlap}=0.6), \\
 \hat{s}_{DX(n),2} &= \text{UVR-MDX2}(\mathbf{x}(n), \text{overlap}=0.6), \\
 \hat{s}_{DX(n),3} &= \text{HT-demucs}(\mathbf{x}(n), \leftarrow \\
 &\quad \text{'demucs_ft', shifts}=1, \text{overlap}=0.6).
 \end{aligned}$$

We tried different weights for the DX ensemble; weights 10, 4, and 2 for UVR-MDX1, UVR-MDX2, and HT demucs, respectively, produced the best results. Interestingly, we observed that the models with the best

| Model | Global SDR on val1 (dB) | | | | Global SDR on val2 (dB) | | | | Global SDR on CDXDB23 (dB) | | | |
|---------------------------|-------------------------|----------|--------|-------|-------------------------|----------|--------|-------|----------------------------|----------|--------|-------|
| | Mean | Dialogue | Effect | Music | Mean | Dialogue | Effect | Music | Mean | Dialogue | Effect | Music |
| HT demucs (single) | 6.387 | 13.887 | 2.781 | 2.494 | 9.634 | 14.151 | 7.740 | 7.012 | 2.602 | 6.650 | 0.648 | 0.507 |
| CDX23 best ensemble model | 8.922 | 14.927 | 3.780 | 8.060 | 7.585 | 9.949 | 6.377 | 6.429 | 7.630 | 14.734 | 3.323 | 4.834 |

Table 4: Comparison of single model HT demucs with final ensemble model (Team *ZFTurbo*)

SDR for vocals extraction were also the best for dialogue and, hence, we can rely on the results from (Solovyev et al., 2023).

After obtaining the high-quality dialogue part we can subtract it from the original track to obtain the non-dialogue part. To separate it into two remaining stems, we trained two versions of the HT demucs model (Rouard et al., 2023) on the DnR dataset. The first HT demucs model was trained using the standard protocol for all three stems, while the second HT demucs model was trained only on two stems: sound effects and music, excluding dialogue. Table 3 shows the global SDR on CDXDB23 and we can observe that the 2-stem model yields better scores. Especially music benefits from the simplified training mixtures as it improves by 2.5dB. Interestingly, blending both models is still beneficial as can also be seen from Table 3, where we blended four checkpoints from the 2-stem HT demucs training with seven checkpoints of the 3-stem HT demucs training, giving each the same weight. Please note that we also updated the vocals model in this submission and, hence, there is also a slight improvement for vocals if compared to the individual models. Consequently, for the final submission, we used several checkpoints of each of the 2-stem and 3-stem models to average predictions and obtain better generalization.

4.2.2 Results

Table 4 shows the results of the ablation study with and without a separate dialogue removal. The organizers provided two tracks for offline validation. The metrics on these tracks were not strongly correlated with the final results, presumably due to the tiny size of the demo set. We used two validation sets: *val1* - validation on two tracks provided by the organizers, and *val2* - a subset of 20 random tracks from the DnR test set. The HT demucs model showed promising results on the validation set (see Table 4), however, the model performance was poor on CDXDB23 and the best results can be obtained with our ensemble model which first extracts dialogue with a vocals model from music separation and then employs a HT demucs for sound effects and music separation.

4.2.3 Discussion

During the competition, we noticed that the DnR dataset contains vocals in the music part sometimes. Our SDR for vocals on the leaderboard is very high, but our vocals model extracts all vocals from audio. Based on this, we made a conclusion that *music* in the competition dataset most likely never contains vocals.

4.3 Team *mp3d* (Mikhail Sukhovei)

4.3.1 Approach

To improve upon the multi-resolution crossnet (MRX) baseline (Petermann et al., 2022b), we implemented a modification of this model called the conditional multi-resolution crossnet (MRX-C) (Petermann et al., 2022a). The essence of this modification is to train an additional CRNN model that predicts source activity labels. The output of the MRX model (which estimates music, dialogue, and sound effects) is converted into a mel-spectrogram and concatenated with the mel-spectrogram of the original audio to form a $(4, n_{mels}, n_{freq})$ tensor, which is then fed into the CRNN.

To further improve our solution, we analyzed the effect of the Wiener filter on the final score as well as the influence of post-processing source scaling on the final SDR score.

4.3.2 Results

During the competition, we observed that validation on DnR is significantly different from metrics obtained on the CDXDB23. This difference arises due to the dependence of the MRX and MRX-C model performance on the volume of the input signal. For testing on DnR, the optimal value was found to be -27 dB in lufs, which yielded the maximum SDR value. To obtain the optimal input volume for real world data, we propose a Realistic Evaluation Dataset (RED) consisting of 26 stereo audio tracks of 20 seconds each. These audio samples were manually compiled, with an average sample volume of approximately 15 LUFS and a sampling rate of 44.1 kHz. Additionally, each audio file includes separate tracks for dialogues, music, and effects, all with the same duration. All the original audio files are sourced from the open archive.org platform.

As shown in Fig. 5, the optimal volume value differed significantly from that of DnR, both in the case of RED and CDXDB23. Furthermore, the SDR metric of the RED was more consistent with the CDXDB23. After separating the sources, they were brought back to the original volume and a Wiener filter and post-processing scaling were applied. Post-processing scaling involved multiplying the estimated sources by a factor of $\frac{1}{\alpha}$, where $\alpha = \frac{\sum_n \mathbf{x}(n)^T \hat{\mathbf{s}}(n)}{10^{-7} + \sum_n \|\hat{\mathbf{s}}(n)\|^2}$, $\mathbf{x}(n)$ is the mixture and $\hat{\mathbf{s}}(n)$ is an estimated source.

Table 5 summarizes the SDR metrics on the RED for the baseline MRX solution, MRX-C, MRX-C with Wiener filter and MRX-C with source scaling. As shown in the table, the MRX-C model yields a 0.1 dB improvement in dialog and a 0.1 dB decrease in effect. The Wiener

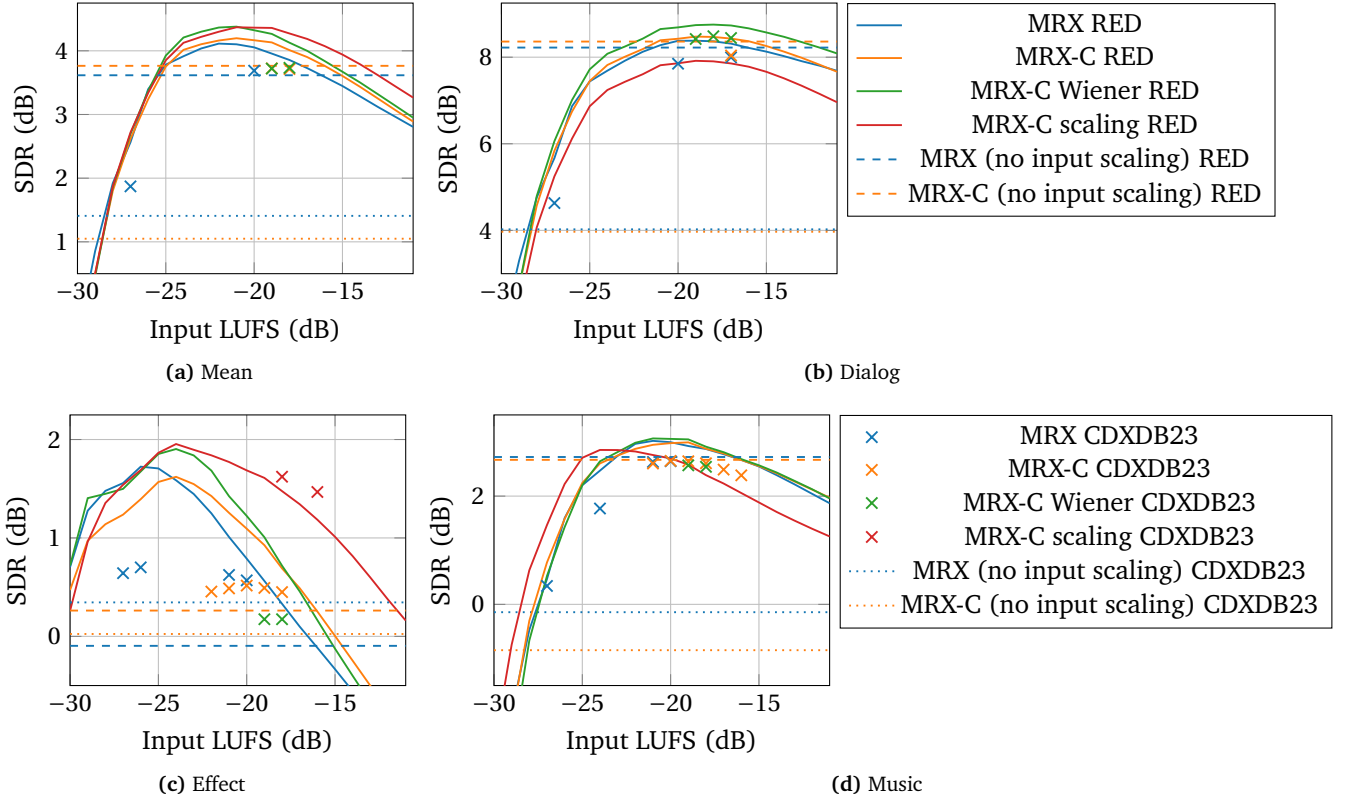


Figure 5: The figure shows the SDR dependencies on the input volume in lufs for music, dialog, and effect. A solid line shows SDR values on RED, crosses mark on CDXDB23. Horizontal dashed and dotted lines show SDR for models without converting the volume of the input signal. The MRX model is blue, the MRX-C is orange, the MRX-C with a Wiener filter is green, and the MRX-C with post-processing scaling is red. In the case of testing MRX-C scaling on the CDXDB23, the SDR values are only available for effect (Team *mp3d*)

filter yields a 0.1 dB improvement in music, a 0.3 dB improvement in dialog, and a 0.3 dB improvement in effect. Post-processing scaling results in a 0.2 dB decrease in music, a 0.6 dB decrease in dialog, and a 0.3 dB increase in effect. Our final solution involved applying the Wiener filter only to the dialogue and post-processing scaling only to the effect.

4.3.3 Discussion

In the future, we plan to study the effect of adding additional activity labels contained in the DnR data on the MRX-C model accuracy. Additionally, to use the model on real data, we need to make the result of source separation independent of the input volume.

5. Summary and Outlook

The CDX track of SDX'23 has provided valuable insights into the current state-of-the-art in cinematic audio separation and has highlighted areas for future research and development.

Looking at the results for Leaderboard A, we can observe that models suffered from the constraint of only being allowed to utilize the DnR dataset. This caused a “simulation-to-reality” gap where models were trained on simulated data, but evaluated on real-

| Model | Global SDR (dB) | | | |
|---------------|-----------------|----------|--------|-------|
| | Mean | Dialogue | Effect | Music |
| MRX | 4.38 | 8.38 | 1.72 | 3.02 |
| MRX-C | 4.36 | 8.48 | 1.62 | 2.99 |
| MRX-C Wiener | 4.57 | 8.75 | 1.90 | 3.07 |
| MRX-C scaling | 4.24 | 7.92 | 1.95 | 2.85 |

Table 5: SDR values obtained during testing on RED for MRX, MRX-C, MRX-C with Wiener filter and MRX-C with scaling. SDR values from the table is a maximum possible values from all input volumes (Team *mp3d*)

world data (CDXDB23). In particular, the following challenges were identified by the participants:

- The DnR dataset contains sometimes vocals within the music, leading to confusion during model training. Preemptively removing these vocals prior to training was found to enhance model performance.
- The dialogue data in the DnR dataset, being read speech, lacks emotional speech elements such as shouting, as well as other human sounds like breathing or humming. This absence posed a challenge for

the models.

- Lastly, a mismatch in loudness was observed between the training and evaluation data. If not accounted for, this mismatch could lead to suboptimal model performance.

Hosting a competition like SDX'23 allows to identify and address these issues, thereby contributing significantly to the field. Moreover, the allowance for participants to utilize additional data, as seen in Leaderboard B, proved beneficial. Particularly, an improvement of approximately 6dB was observed for dialogue when comparing the results of Leaderboard B to those of Leaderboard A.

Another interesting observation was the successful application of cascaded approaches, which initially filtered out dialogue. The effectiveness of this strategy can likely be attributed to two factors. First, the substantial amount of available data for vocals and the existence of highly efficient models, honed through research in the field of music separation (Stöter et al., 2018; Mitsufuji et al., 2022; Fabbro et al., 2023), provide a strong foundation for dialogue extraction. Second, vocals, which include sounds like breathing, bear a close resemblance to dialogue, thereby facilitating the extraction of dialogue from movies. As cinematic separation is a relatively young field, further advancements are required, particularly in the extraction of sound effects and music.

Looking forward to the next challenge, we anticipate further advancements in the field. Exploring uncharted areas such as mono-to-stereo augmentations are interesting and will have a positive impact on performance. We also aim to encourage participants to develop models that are robust to variations in the input data like loudness invariance. The goal remains to push the boundaries of what is possible in cinematic audio separation and to continue fostering innovation in this exciting field.

Notes

¹ <https://www.aicrowd.com/challenges/sound-demixing-challenge-2023>

² There was a related discussion about “music” vs. “sound effects” and “dialogue” during the competition which can be found here: <https://discourse.aicrowd.com/t/class-label-definition-of-sound-effects-and-music/8490>.

³ Given the absence of universally accepted rules for multi-channel spatialization, the DnR dataset does not incorporate it, leading to a disparity with the hidden test set (CDXDB23). As a result, participants are compelled either to develop suitable data augmentation during training or to employ channel-wise processing which can be combined with a multi-channel Wiener filter during inference as already proposed in (Petermann et al., 2022b).

⁴ Please note that one movie can belong to several

genres, e.g., “Animation” and “Family”.

⁵ The short movie “Kilian’s Game” and related content can be accessed via the following links. The full movie is available at <https://www.youtube.com/watch?v=PxB8NKQj3U>, and a behind-the-scenes look can be found at <https://www.youtube.com/watch?v=NdUuiwmHsKU>. Participants could also view the output of their system on demo clips, available at <https://www.youtube.com/embed/PxB8NKQj3U?start=39&end=62> and <https://www.youtube.com/embed/PxB8NKQj3U?start=32&end=39>.

⁶ <https://github.com/merlresearch/cocktail-fork-separation>

⁷ <https://gitlab.aicrowd.com/aicrowd/challenges/sound-demixing-challenge-2023/sdx-2023-cinematic-sound-demixing-starter-kit>

⁸ <https://gitlab.aicrowd.com/yoyololicon/cdx-submissions>

⁹ https://gitlab.aicrowd.com/mikhail_sukhovey/mrxc, https://gitlab.aicrowd.com/mikhail_sukhovey/sdx-2023-cinematic-sound-demixing-starter-kit/tree/3695fd3e2cf85cddad6446decf276fc8dc46d27d

¹⁰ <https://github.com/naba89/iSeparate-SDX>

¹¹ <https://github.com/ZFTurbo/MVSEP-CDX23-Cinematic-Sound-Demixing>, https://drive.google.com/file/d/1AQ2uNmDTI_aGcyFEjKGe-GCetKK3xo0/view?usp=sharing

¹² <https://github.com/ZFTurbo/MVSEP-CDX23-Cinematic-Sound-Demixing>

¹³ https://mvsep.com/quality_checker/.

¹⁴ Checkpoint “Kim_Vocal_1.onnx” available at https://github.com/TRvlvr/model_repo/releases/download/all_public_uvr_models/Kim_Vocal_1.onnx

¹⁵ Checkpoint “UVR-MDX-NET-Inst_HQ_2.onnx” available at https://github.com/TRvlvr/model_repo/releases/download/all_public_uvr_models/UVR-MDX-NET-Inst_HQ_2.onnx

¹⁶ <https://github.com/Anjok07/ultimatevocalremovergui>

¹⁷ Checkpoint “htdemucs_ft” available at <https://github.com/facebookresearch/demucs>

Acknowledgements

The authors would like to thank Yoshikazu Takashima, Brian Vessa and Greg Abarta from Sony Pictures Entertainment for providing the movie data that resulted in CDXDB23.

References

Chen, Z., Luo, Y., and Mesgarani, N. (2017). Deep attractor network for single-microphone speaker separation. In *2017 IEEE International Conference on Acoustics, Speech and Signal Processing (ICASSP)*, pages 246–250. IEEE.

- Defferrard, M., Benzi, K., Vandergheynst, P., and Bresson, X. (2016). FMA: A dataset for music analysis. *arXiv preprint arXiv:1612.01840*.
- Dubey, H., Gopal, V., Cutler, R., Aazami, A., Matusevych, S., Braun, S., Eskimez, S. E., Thakker, M., Yoshioka, T., Gamper, H., et al. (2022). ICASSP 2022 Deep Noise Suppression Challenge. In *ICASSP 2022-2022 IEEE International Conference on Acoustics, Speech and Signal Processing (ICASSP)*, pages 9271–9275. IEEE.
- Fabbro, G., Uhlich, S., Lai, C.-H., Choi, W., Martinez-Ramirez, M., Liao, W., Gadelha, I., Ramos, G., Hsu, E., Rodrigues, H., Stoeter, F.-R., Defossez, A., Luo, Y., Yu, J., Chakraborty, D., Mohanty, S., Solovyev, R., Stempkovskiy, A., Habruseva, T., Goswami, N., Harada, T., Kim, M., Lee, J. H., Dong, Y., Zhang, X., Liu, J., and Mitsufuji, Y. (2023). The Sound Demixing Challenge 2023 – Music demixing track. Under review.
- Fonseca, E., Favory, X., Pons, J., Font, F., and Serra, X. (2021). Fsd50k: an open dataset of human-labeled sound events. *IEEE/ACM Transactions on Audio, Speech, and Language Processing*, 30:829–852.
- Grais, E. M., Sen, M. U., and Erdogan, H. (2014). Deep neural networks for single channel source separation. In *2014 IEEE International Conference on Acoustics, Speech and Signal Processing (ICASSP)*, pages 3734–3738. IEEE.
- Hershey, J. R., Chen, Z., Le Roux, J., and Watanabe, S. (2016). Deep clustering: Discriminative embeddings for segmentation and separation. In *2016 IEEE international conference on acoustics, speech and signal processing (ICASSP)*, pages 31–35. IEEE.
- Huang, P.-S., Chen, S. D., Smaragdis, P., and Hasegawa-Johnson, M. (2012). Singing-voice separation from monaural recordings using robust principal component analysis. In *2012 IEEE International Conference on Acoustics, Speech and Signal Processing (ICASSP)*, pages 57–60. IEEE.
- Kim, M., Choi, W., Chung, J., Lee, D., and Jung, S. (2021). Kuilab-mdx-net: A two-stream neural network for music demixing. *arXiv preprint arXiv:2111.12203*.
- Kingma, D. P. and Ba, J. (2014). Adam: A method for stochastic optimization. *arXiv preprint arXiv:1412.6980*.
- Le Roux, J., Wisdom, S., Erdogan, H., and Hershey, J. R. (2019). SDR-half-baked or well done? In *ICASSP 2019-2019 IEEE International Conference on Acoustics, Speech and Signal Processing (ICASSP)*, pages 626–630. IEEE.
- Luo, Y. and Yu, J. (2023). Music source separation with band-split RNN. *IEEE/ACM Transactions on Audio, Speech, and Language Processing*, 31:1893–1901.
- Mitsufuji, Y., Fabbro, G., Uhlich, S., Stöter, F.-R., Défossez, A., Kim, M., Choi, W., Yu, C.-Y., and Cheuk, K.-W. (2022). Music Demixing Challenge 2021. *Frontiers in Signal Processing*, 1:18.
- Panayotov, V., Chen, G., Povey, D., and Khudanpur, S. (2015). Librispeech: An ASR corpus based on public domain audio books. In *2015 IEEE international conference on acoustics, speech and signal processing (ICASSP)*, pages 5206–5210. IEEE.
- Paulus, J., Torcoli, M., Uhle, C., Herre, J., Disch, S., and Fuchs, H. (2019). Source separation for enabling dialogue enhancement in object-based broadcast with MPEG-H. *Journal of the Audio Engineering Society*, 67(7/8):510–521.
- Petermann, D., Wichern, G., Subramanian, A. S., Wang, Z.-Q., and Roux, J. L. (2022a). Tackling the cocktail fork problem for separation and transcription of real-world soundtracks. *arXiv preprint arXiv:2212.07327*.
- Petermann, D., Wichern, G., Wang, Z.-Q., and Le Roux, J. (2022b). The cocktail fork problem: Three-stream audio separation for real-world soundtracks. In *ICASSP 2022-2022 IEEE International Conference on Acoustics, Speech and Signal Processing (ICASSP)*, pages 526–530. IEEE.
- Rafii, Z., Liutkus, A., Stöter, F.-R., Mimilakis, S. I., and Bittner, R. (2019). MUSDB18-HQ - an uncompressed version of musdb18.
- Rouard, S., Massa, F., and Défossez, A. (2023). Hybrid transformers for music source separation. In *ICASSP 2023-2023 IEEE International Conference on Acoustics, Speech and Signal Processing (ICASSP)*, pages 1–5. IEEE.
- Sawata, R., Takahashi, N., Uhlich, S., Takahashi, S., and Mitsufuji, Y. (2023). The whole is greater than the sum of its parts: Improving DNN-based music source separation. *arXiv preprint arXiv:2305.07855*.
- Sawata, R., Uhlich, S., Takahashi, S., and Mitsufuji, Y. (2021). All for one and one for all: Improving music separation by bridging networks. In *ICASSP 2021-2021 IEEE International Conference on Acoustics, Speech and Signal Processing (ICASSP)*, pages 51–55. IEEE.
- Solovyev, R., Stempkovskiy, A., and Habruseva, T. (2023). Benchmarks and leaderboards for sound demixing tasks. *arXiv preprint arXiv:2305.07489*.
- Stöter, F.-R., Liutkus, A., and Ito, N. (2018). The 2018 signal separation evaluation campaign. In *Latent Variable Analysis and Signal Separation: 14th International Conference, IVA/ICA 2018, Guildford, UK, July 2–5, 2018, Proceedings 14*, pages 293–305. Springer.
- Stöter, F.-R., Uhlich, S., Liutkus, A., and Mitsufuji, Y. (2019). Open-unmix - a reference implementation for music source separation. *Journal of Open Source Software*, 4(41):1667.
- Torcoli, M., Simon, C., Paulus, J., Straninger, D., Riedel, A., Koch, V., Wits, S., Rieger, D., Fuchs, H.,

- Uhle, C., et al. (2021). Dialog+ in broadcasting: First field tests using deep-learning-based dialogue enhancement. *arXiv preprint arXiv:2112.09494*.
- Uhlich, S., Giron, F., and Mitsufuji, Y. (2015). Deep neural network based instrument extraction from music. In *2015 IEEE International Conference on Acoustics, Speech and Signal Processing (ICASSP)*, pages 2135–2139. IEEE.
- Uhlich, S., Porcu, M., Giron, F., Enenkl, M., Kemp, T., Takahashi, N., and Mitsufuji, Y. (2017). Improving music source separation based on deep neural networks through data augmentation and network blending. In *2017 IEEE international conference on acoustics, speech and signal processing (ICASSP)*, pages 261–265. IEEE.
- Vincent, E., Sawada, H., Bofill, P., Makino, S., and Rosca, J. P. (2007). First stereo audio source separation evaluation campaign: Data, algorithms and results. In *International Conference on Independent Component Analysis and Signal Separation*, pages 552–559. Springer.
- Wisdom, S., Hershey, J. R., Wilson, K., Thorpe, J., Chinen, M., Patton, B., and Saurous, R. A. (2019). Differentiable consistency constraints for improved deep speech enhancement. In *ICASSP 2019-2019 IEEE International Conference on Acoustics, Speech and Signal Processing (ICASSP)*, pages 900–904. IEEE.
- Yu, D., Kolbæk, M., Tan, Z.-H., and Jensen, J. (2017). Permutation invariant training of deep models for speaker-independent multi-talker speech separation. In *2017 IEEE International Conference on Acoustics, Speech and Signal Processing (ICASSP)*, pages 241–245. IEEE.
- Yu, J., Chen, H., Luo, Y., Gu, R., Li, W., and Weng, C. (2023). TSpeech-AI system description to the 5th Deep Noise Suppression (DNS) challenge. In *ICASSP 2023-2023 IEEE International Conference on Acoustics, Speech and Signal Processing (ICASSP)*, pages 1–2. IEEE.
- Yu, J., Luo, Y., Chen, H., Gu, R., and Weng, C. (2022). High fidelity speech enhancement with band-split RNN. *arXiv preprint arXiv:2212.00406*.