

# Generalizing Topological Graph Neural Networks with Paths

Quang Truong, Peter Chin

<sup>1</sup> Dartmouth College, Thayer School of Engineering  
cong.minh.quang.truong.th@dartmouth.edu, peter.chin@dartmouth.edu

## Abstract

While Graph Neural Networks (GNNs) have made significant strides in diverse areas, they are hindered by a theoretical constraint known as the 1-Weisfeiler-Lehmann test. Even though latest advancements in higher-order GNNs can overcome this boundary, they typically center around certain graph components like cliques or cycles. However, our investigation goes a different route. We put emphasis on paths, which are inherent in every graph. We are able to construct a more general topological perspective and form a bridge to certain established theories about other topological domains. Interestingly, without any assumptions on graph sub-structures, our approach surpasses earlier techniques in this field, achieving state-of-the-art performance on several benchmarks.

## 1 Introduction

Graph-based learning presents an intricate problem due to the inherent ambiguity in defining geometric properties such as canonical vertex ordering (Bouritsas et al. 2021). Exploiting these properties is however challenging, given the pervasive utility of graphs across an array of domains. Some early prominent efforts on graph neural networks (GNNs) shed light upon this field (Bruna et al. 2014; Defferrard, Bresson, and Vandergheynst 2016; Kipf and Welling 2017), which effectively paved the path for the recent advancements (Xu et al. 2018, 2019; Veličković et al. 2018). However, the graph expressivity of GNNs is upper-bounded by the 1-WL test (Weisfeiler and Lehmann 1968), which is proven by (Xu et al. 2019; Morris et al. 2019). This limitation has led to interests in higher-order GNNs, a sub-family of GNNs that extend beyond simple pairwise vertex interactions to encompass broader relationships (Huang and Yang 2021; Feng et al. 2018; Yadati et al. 2019; Bodnar et al. 2021, 2022; Ebli, Defferrard, and Spreemann 2020; Roddenberry, Glaze, and Segarra 2021; Giusti et al. 2022, 2023; Hajij et al. 2023; Pappillon et al. 2023). For example, SIN (Bodnar et al. 2021) and CIN (Bodnar et al. 2022) are proven to be lower-bounded by 3-WL test, while  $k$ -GNNs (Morris et al. 2019),  $\delta$ - $k$ -LGNN (Morris, Rattan, and Mutzel 2020), and PPGNs (Maron et al. 2019a) are proven to be upper-bounded by the  $k$ -WL test (Grohe and Otto 2012; Grohe 2017). Topological GNNs, which extend graphs to topological domains such as simplicial complexes (Bodnar et al. 2021; Ebli, Defferrard, and Spreemann 2020; Roddenberry, Glaze, and Segarra 2021;

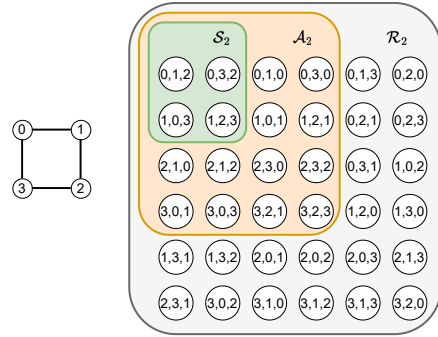


Figure 1: An illustration of different 2-path spaces of a path complex arising from the graph on the left. Each element in each space is an elementary 2-path that spans the corresponding space.

Schaub et al. 2020) and regular cell complexes (Bodnar et al. 2022; Giusti et al. 2022, 2023) to learn higher-order features, demonstrate outstanding performance on graph classification tasks. Yet, these models are predicated on the premise that graphs should contain cliques, cycles, or induced cycles (rings).

Drawing inspiration from path complexes (Grigor'yan et al. 2020; Grigor'yan et al. 2013), we relax the above assumption by focusing only on simple paths, foundational yet universal elements in graphs, during message propagation. Specifically, we lift our graphs to a topological domain referred to as **path complexes**, with **p-paths** serving as the basis elements. Under certain conditions, path complexes generalize simplicial complexes (Grigor'yan et al. 2013; Grigor'yan et al. 2020), thus offering a more flexible structure to work with. Even though path complexes cannot generalize regular cell complexes, we prove that our proposed Path Weisfeiler-Lehmann (PWL) test is at least as powerful as CWL( $k$ -IC) (Bodnar et al. 2022), in which  $k$ -IC is a ring-based lifting map attaching 2-cells to rings of a maximum size  $k$ . The realization of the PWL test via neural message-passing procedure (Gilmer et al. 2017) is called Path Complex Networks (PCN), which surpasses its counterparts MPSN (Bodnar et al. 2021) and CWN (Bodnar et al. 2022) in performance across various benchmarks.

**Main Contributions** Our work introduces a novel graph isomorphism test PWL and topological message-passing scheme PCN operating on path complexes, which encapsulate several theoretical properties of SWL (Bodnar et al. 2021) and CWL (Bodnar et al. 2022). We provide theoretical connections between PWL and the latter higher-order WL tests, and we prove that PWL can indeed generalize SWL (Bodnar et al. 2021) and CWL( $k$ -IC) (Bodnar et al. 2022). Empirical validation of our assertions is offered through evaluations of PCN on various real-world benchmarks and a collection of 9 strongly regular graph (SRGs) families. Notably, our proposed approach achieves superior performance without the need for assumptions about graph substructures other than paths, which are inherent in every connected graph.

## 2 Preliminaries

### 2.1 Path Complex

**Definition 1.** (Grigor'yan et al. 2013; Grigor'yan et al. 2020) Given a finite non-empty set  $V$  whose element is called vertex, an **elementary  $p$ -path** on set  $V$  is any sequence of vertices with length  $p + 1$ . Elementary  $p$ -path is denoted by  $e_{i_0 \dots i_p}$ .

An elementary  $p$ -path can be understood as the most fundamental element of a path complex. We construct a linear space defined over a field  $\mathbb{K}$  called  $\Lambda_p$  that contains all possible linear combinations of elementary  $p$ -paths. Each member of  $\Lambda_p$  is identified as a  **$p$ -path**.

Grigor'yan et al. also defines boundary operator  $\partial : \Lambda_p \rightarrow \Lambda_{p-1}$  for  $p$ -paths, an operator analogous to the corresponding operator for simplicial complexes.

**Definition 2.** (Grigor'yan et al. 2013; Grigor'yan et al. 2020) Boundary operator on  $p$ -paths is defined as:

$$\partial e_{i_0 \dots i_p} = \sum_{q=0}^p (-1)^q e_{i_0 \dots \hat{i}_q \dots i_p},$$

where  $\hat{i}_q$  indicates the removal of the index  $i_q$  from the sequence  $i_0 \dots i_p$ .

Elementary  $p$ -paths may contain vertices consecutively repeated in sequence, and these are termed as **non-regular** elementary  $p$ -paths. If this is not the case, the elementary  $p$ -paths are classified as **regular**. If we define  $\mathcal{R}_p \subset \Lambda_p$  the space encompassing all possible linear combinations of regular elementary  $p$ -paths and confine the boundary operator to  $\mathcal{R}_p$  only, the **regular boundary operator**  $\partial : \mathcal{R}_p \rightarrow \mathcal{R}_{p-1}$  will exclude any non-regular  $(p - 1)$ -paths from the boundary set of a  $p$ -path.

**Definition 3.** (Grigor'yan et al. 2013; Grigor'yan et al. 2020) Given a finite non-empty set  $V$ , a **path complex**  $P$  is a non-empty collection of elementary  $p$ -paths such that for any sequence of vertices that belong to  $P$ , the truncated sequences, in which either the first vertex or the last vertex is removed, are also included in  $P$ .

We denote  $P_p \subset P$  where  $P_p$  contains all paths with length  $p$ . Elements of  $P_p$  are called **allowed elementary**

**$p$ -paths**, while any sequences that do not exist in  $P_p$  are called **non-allowed elementary  $p$ -paths**. Similarly, we can construct  $\mathcal{A}_p \subset \Lambda_p$  such that  $\mathcal{A}_p$  contains all possible linear combinations of allowed elementary  $p$ -paths. However, it may happen that  $\partial \mathcal{A}_p \not\subset \mathcal{A}_{p-1}$ , as an index-omitted sequence may be non-allowed. Therefore, Grigor'yan et al. constructs another subspace  $\Omega_p \subseteq \mathcal{A}_p$ , which is termed as **regular space of boundary-invariant  $p$ -paths**:

$$\Omega_p = \{v \in \mathcal{A}_p : \partial v \in \mathcal{A}_{p-1}\}$$

in which boundary operation is well-defined.

For instance, consider Figure 1 which visualizes 2-spaces associated with a path complex extended from the graph shown on the left. In this example,  $\mathcal{A}_2$  is a subset of  $\mathcal{R}_2$  due to the absence of self-loops in the graph. As illustrated in Figure 1, none of the simple paths (no repeating vertices in a sequence) can constitute a basis for  $\Omega_2$  as there always exists a non-allowed 1-path (a diagonal edge of the square) after applying boundary operation on that simple path. However, consider 2-path  $v = e_{012} - e_{032}$ . Applying boundary operation on  $v$ :

$$\begin{aligned} \partial v &= e_{12} - e_{02} + e_{01} - e_{32} + e_{02} - e_{03} \\ &= e_{12} + e_{01} - e_{32} - e_{03} \end{aligned}$$

The outcome is a linear combination of allowed 1-paths, hence  $\partial v \in \mathcal{A}_1$ . As such,  $v$  can serve as a base for  $\Omega_2$ .

### 2.2 Complex Lifting Transformations

Given a simple graph  $G = (\mathcal{V}, \mathcal{E})$  with a finite vertex set  $\mathcal{V}$  and edge set  $\mathcal{E}$ , we can apply lifting transformation such as clique complex lifting (Bodnar et al. 2021) or cell complex lifting (Bodnar et al. 2022). Complex lifting transformations are graph pre-processing techniques such that we extend  $G$  to a complex  $K$ , wherein members of  $K$  are related by part-whole relations (Papillon et al. 2023) (members under a topological hierarchy) or adjacent relations (members with shared boundaries or co-boundaries). Members can be either  $k$ -simplices,  $k$ -cells, or  $k$ -paths.

**Definition 4** (Boundary incidence relation). (Bodnar et al. 2021, 2022) For any  $\sigma$  and  $\tau$  members of  $K$ ,  $\sigma$  is considered a boundary of  $\tau$  (denoted as  $\sigma \prec \tau$ ) if and only if  $\sigma \subset \tau$  and there does not exist  $\delta \in K$  such that  $\sigma \prec \delta \prec \tau$ .

**Definition 5** (Relations between members). (Bodnar et al. 2021, 2022) For any member  $\sigma$  of  $K$ , there are four types of relations:

- Boundary  $\mathcal{B}(\sigma) = \{\tau \mid \tau \prec \sigma\}$
- Co-boundary  $\mathcal{C}(\sigma) = \{\tau \mid \sigma \prec \tau\}$
- Upper-adjacent neighborhood  $\mathcal{N}_\uparrow(\sigma) = \{\tau \mid \sigma \prec \delta \wedge \tau \prec \delta\}$
- Lower-adjacent neighborhood  $\mathcal{N}_\downarrow(\sigma) = \{\tau \mid \delta \prec \sigma \wedge \delta \prec \tau\}$

### 2.3 Weisfeiler-Lehmann Tests

Weisfeiler-Lehmann test (1-WL test) is a basic algorithm to investigate the isomorphism of two graphs (Weisfeiler and Lehmann 1968). The algorithm serves as a standard method for GNNs' expressivity evaluation (Maron et al. 2019a; Xu

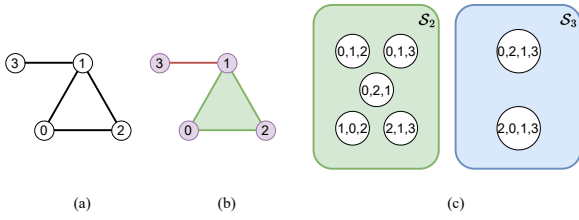


Figure 2: (a) Original graph; (b) Simplicial complex, which contains a 2-simplex, 4 1-simplices, and 4 0-simplices, arising from the original graph. Regular cell complex coincides with the simplicial complex in this case; (c) Simple path spaces  $\mathcal{S}_2$  and  $\mathcal{S}_3$  corresponding to the path complex arising from the original graph. Elementary  $p$ -paths of  $\mathcal{S}_0$  and  $\mathcal{S}_1$  are indeed 0-simplices (0-cells) and 1-simplices (1-cells) of the simplicial complex (regular cell complex).

et al. 2019; Morris et al. 2019; Chen et al. 2020; Bodnar et al. 2021, 2022). 1-WL test initiates every node with the same color from a color palette, and then iteratively updates the color of each node based on its current color and the colors of its neighboring nodes. Specifically, the new color  $c_v^{(t+1)}$  of node  $v$  at time step  $(t + 1)$  is updated by an injective HASH function that maps the current color  $c_v^{(t)}$  and a collection (multi-set) of neighbors' color:

$$c_v^{(t+1)} = \text{HASH} \left( c_v^{(t)}, \left\{ \left\{ c_w^{(t)} \mid w \in \mathcal{N}(v) \right\} \right\} \right)$$

The algorithm concludes when colors reach a stable state. The final graph representation is the histogram of the stable colors. If two graphs do not have the same histogram, they are not isomorphic. However, the converse does not necessarily hold true.

The algorithm proposed in (Grohe and Otto 2012; Grohe 2017), which is called  $k$ -dimension Weisfeiler-Lehmann test ( $k$ -WL test), is an extension of the 1-WL test that assigns colors to  $k$ -tuples of nodes (Morris et al. 2019; Huang and Villar 2021). Another variant of WL tests is  $k$ -folklore-WL test (Cai, Furer, and Immerman 1989), which is proven to be as powerful as  $(k + 1)$ -WL test (Grohe and Otto 2012; Grohe 2017) for  $k \geq 2$ .

### 3 Path Weisfeiler-Lehmann Test

#### 3.1 Procedure

Inspired by (Bodnar et al. 2021, 2022), we would like to introduce a new Weisfeiler-Lehmann test based on path complex lifting transformations. However, unlike SWL (Bodnar et al. 2021) and CWL (Bodnar et al. 2022) which depend on ring-shaped structures, our method eases that prior assumption by performing color refinement solely on  $p$ -paths. We distinguish our work with the  $k$ -set WL test proposed by (Morris et al. 2019), since  $k$ -sets are non-local and may not preserve the graph's topology as  $p$ -paths do.

Directly working with the regular space of boundary-invariant paths  $\Omega_p$  is non-trivial, because, as outlined in Section 2.1, some bases that span  $\Omega_p$  are indeed formal linear combinations of elementary  $p$ -paths. Thus, we construct a

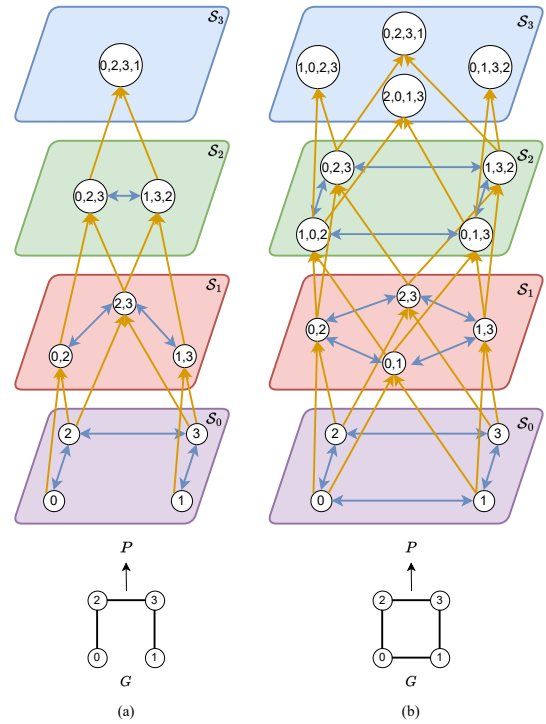


Figure 3: Examples of path complexes arising from (a) a simple path with length of 3 and (b) a ring with size of 4. Blue arrows demonstrate upper-adjacent relations, while orange arrows demonstrate boundary relations.

new space  $\mathcal{S}_p$  where  $\mathcal{S}_p$  is spanned by all simple paths with length  $p$ , which are allowed elementary  $p$ -paths of a path complex  $K$  extended by graph  $G$ . Clearly,  $\mathcal{S}_p \subset \mathcal{A}_p \cap \mathcal{R}_p$ . As we only work with simple graphs, we regard any sequence and its reverse as identical. Assume there exists an injective function  $f$  that assigns each vertex in a vertex set  $V$  of a graph  $G$  a real value. Thus, we restrict  $\mathcal{S}_p$  to only sequences where the first vertex is smaller than the last vertex. Figure 2 illustrates the main difference between our lifting transformation and the ones proposed by (Bodnar et al. 2021, 2022). We can observe the advantage of path complex lifting transformation, as we can theoretically lift to a higher dimension than that of simplicial complex and regular cell complex. Define  $P$  a path complex with the highest dimension  $p$  such that for any dimension  $k \leq p$ ,  $P_k$  contains all elementary  $k$ -paths that span  $\mathcal{S}_k$ , and boundary set of any elementary  $k$ -paths is restricted to elementary  $(k - 1)$ -paths in  $\mathcal{S}_{k-1}$ . Figure 3 illustrates our idea of extending graphs to path complexes.

Drawing motivation from SWL test (Bodnar et al. 2021) and CWL test (Bodnar et al. 2022), we define the following multi-set of colors that represents the part-whole and adjacent relations of  $p$ -paths as defined in Definition 5.

**Definition 6** (Color representations of relations). *Given a  $p$ -path  $\sigma$  with the associate color  $c_\sigma^t$  at time-step  $t$ , we have the following multi-set of colors:*

- $c_B^t(\sigma) = \{ \{ c_\tau^t \mid \tau \in \mathcal{B}(\sigma) \} \}$

- $c_{\mathcal{C}}^t(\sigma) = \{\{c_{\tau}^t \mid \tau \in \mathcal{C}(\sigma)\}\}$
- $c_{\uparrow}^t(\sigma) = \{\{(c_{\tau}^t, c_{\delta}^t) \mid \tau \in \mathcal{N}_{\uparrow}(\sigma) \wedge \delta \in \mathcal{C}(\sigma, \tau)\}\}$
- $c_{\downarrow}^t(\sigma) = \{\{(c_{\tau}^t, c_{\delta}^t) \mid \tau \in \mathcal{N}_{\downarrow}(\sigma) \wedge \delta \in \mathcal{B}(\sigma, \tau)\}\}$

where  $\mathcal{C}(\sigma, \tau) = \mathcal{C}(\sigma) \cap \mathcal{C}(\tau)$  and  $\mathcal{B}(\sigma, \tau) = \mathcal{B}(\sigma) \cap \mathcal{B}(\tau)$ .

Since two  $p$ -paths may share more than one boundary or co-boundary, we adopt the coloring scheme proposed by CWL (Bodnar et al. 2022) as opposed to the one in SWL (Bodnar et al. 2021). Path Weisfeiler-Lehmann Test (PWL) performs color refinements on  $p$ -paths that belong to  $P$  by following the below procedure:

1. Initialize all  $p$ -paths in path complex  $P$  with the same color.
2. For every  $p$ -path  $\sigma$ , injectively map the current color of  $\sigma$  and the associated multi-sets of colors to a new color  $c_{\sigma}^{t+1} = \text{HASH}(c_{\sigma}^t, c_{\mathcal{B}}^t(\sigma), c_{\mathcal{C}}^t(\sigma), c_{\downarrow}^t(\sigma), c_{\uparrow}^t(\sigma))$ .
3. Represent colorings of  $P$  by a collection of all  $p$ -paths. Repeat Step 2 until the colorings of  $P$  are stable. Two path complexes are non-isomorphic if they have different stable color histograms of  $p$ -paths.

### 3.2 Theoretical Results

We aim to establish theoretical connections between PWL and SWL, as well as CWL. Similar to SWL and CWL, after performing **path coloring**, we compare two path complexes via **c-similarity** as proposed by Bodnar et al..

**Definition 7.** A **path coloring** is a mapping  $c$  that maps a path complex  $P$  and one of its  $p$ -paths  $\sigma$  to a color in a fixed color palette. The mapped color is denoted by  $c_{\sigma}^p$ .

**Definition 8.** Given a path coloring  $c$ , two path complexes  $X$  and  $Y$  are said to be **c-similar**, denoted by  $c^X = c^Y$ , if the number of  $p$ -paths with a certain color in  $X$  is equal to the number of  $p$ -paths with that color in  $Y$ . Otherwise,  $c^X \neq c^Y$ .

Our paper focuses on path coloring  $c$  satisfying the condition that if  $X$  and  $Y$  are isomorphic, they are  $c$ -similar. Similar to regular cell complexes, our re-defined path complexes may have different numbers of lower-dimensional  $p$ -paths on their boundaries. Thus, we can translate the below existing theoretical results on regular cell complexes proven in (Bodnar et al. 2022) to path complexes. We advise the audience to read (Bodnar et al. 2021, 2022) for detailed proofs of the following results.

**Definition 9** (Color refinement on  $p$ -paths). A path coloring  $c$  refines a path coloring  $d$ , denoted by  $c \sqsubseteq d$ , if for all  $p$ -paths  $\sigma$  and  $\tau$  in path complexes  $X$  and  $Y$  respectively,  $c_{\sigma}^X = c_{\tau}^Y$  implies  $d_{\sigma}^X = d_{\tau}^Y$ .

**Corollary 10.** Consider two path colorings  $c$  and  $d$  on path complexes  $X$  and  $Y$  respectively such that  $c \sqsubseteq d$ . If  $d^X \neq d^Y$ , then  $c^X \neq c^Y$ .

**Theorem 11.** PWL with  $\text{HASH}(c_{\sigma}^t, c_{\mathcal{B}}^t(\sigma), c_{\uparrow}^t(\sigma))$  is as powerful as PWL with generalized update rule  $\text{HASH}(c_{\sigma}^t, c_{\mathcal{B}}^t(\sigma), c_{\mathcal{C}}^t(\sigma), c_{\uparrow}^t(\sigma), c_{\downarrow}^t(\sigma))$ .

Unless stated otherwise, we use PWL with  $\text{HASH}(c_{\sigma}^t, c_{\mathcal{B}}^t(\sigma), c_{\uparrow}^t(\sigma))$  for the rest of the paper. According to (Grigor'yan et al. 2013; Grigor'yan et al. 2020), any simplicial complex can be extended naturally to path complex if they meet two criteria: 1) The path complex should be perfect, which means any subsequence of any path must also be present in the path complex and 2) There must exist an injective real-valued vertex labeling function such that every vertex along any path must be in a monotonically increasing order. We have the following theoretical result.

**Theorem 12.** PWL is at least as powerful as SWL at distinguishing non-isomorphic graphs.

Similar to cells,  $p$ -paths can have different boundary sizes. Thus, we can also obtain the following result for PWL, which is similar to that for CWL (Bodnar et al. 2022).

**Proposition 13.** For any two path complexes  $X$  and  $Y$ , if  $\sigma \in X$  and  $\tau \in Y$  have different boundary sizes  $|\mathcal{B}(\sigma)| \neq |\mathcal{B}(\tau)|$ , their colorings are different  $c_{\sigma}^{X,t} \neq c_{\tau}^{Y,t}$  for  $t > 0$ .

While  $p$ -paths may coincide with simplex, a single  $p$ -path could not encode a  $k$ -cell in a regular cell complex where  $k \geq 2$ . For example, as shown in Figure 3, the elementary 3-path  $e_{0231}$  shows up in both path complexes, but for (a), it does not coincide with 2-cell if we extend the graph to a regular cell complex. However, we can prove that PWL is at least as powerful as CWL( $k$ -IC) with the maximum dimension of 2 when distinguishing non-isomorphic simple graphs via comparing color representations of **cyclic-shifting families**.

**Definition 14** (Cyclic-shifting Family). Suppose  $\sigma$  is a  $n$ -path of a path complex extended from a graph  $G$ . If  $\sigma$  is also a 2-cell of a regular cell complex extended from the same graph in which  $|\mathcal{B}(\sigma)| = n + 1$ , for every  $p \leq n$ , there is a set of  $p$ -paths which contains all sub-sequences with length  $p$  of cyclic-shifted variants of the sequence of  $\sigma$ . We denote the set of such sequences  $\mathcal{F}_p(\sigma)$ , which is called the **cyclic-shifting  $p$ -family** of  $\sigma$ .

For example, consider Figure 3, suppose we have a 2-cell  $\sigma = e_{1023}$ . The cyclic-shifting families of  $\sigma$  are:

$$\begin{aligned}\mathcal{F}_3(\sigma) &= \{e_{1023}, e_{0231}, e_{0132}, e_{2013}\} \\ \mathcal{F}_2(\sigma) &= \{e_{013}, e_{023}, e_{102}, e_{132}\} \\ \mathcal{F}_1(\sigma) &= \{e_{01}, e_{02}, e_{13}, e_{23}\} \\ \mathcal{F}_0(\sigma) &= \{e_0, e_1, e_2, e_3\}\end{aligned}$$

Even though  $e_{0132}$  and  $e_{2013}$  are not cyclic-shifted from  $e_{1023}$  and  $e_{0231}$ , we include them instead of  $e_{2310}$  and  $e_{3102}$  in  $\mathcal{F}_3(\sigma)$  because we regard sequences and their reversed sequences identical as proposed in Section 3.1. Similarly, we obtain  $\mathcal{F}_2(\sigma)$ ,  $\mathcal{F}_1(\sigma)$  and  $\mathcal{F}_0(\sigma)$  as shown above. Even though we do not explicitly take cyclic-shifting families into account when performing PWL, we can prove that cyclic-shifting families play an equivalent role to 2-cells in CWL( $k$ -IC) via the color representations of cyclic-shifting families.

**Definition 15** (Color Representation of Cyclic-shifting Family). For any path complex  $X$ , given a  $p$ -path  $\sigma \in X$  and  $\sigma$

also coincides with 2-cells with the boundary size of  $p + 1$ , the color representation of  $\mathcal{F}_p(\sigma)$  at time-step  $t$  is denoted as a multi-set:

$$C_p^{X,t}(\sigma) = \left\{ \left\{ c_{\delta_\sigma}^{X,t} \mid \delta_\sigma \in \mathcal{F}_p(\sigma) \right\} \right\}$$

Then, we have the following theoretical results.

**Proposition 16.** For any two path complexes  $X$  and  $Y$ , if two cyclic-shifting  $p$ -families have similar color representation  $C_p^{X,t+p}(\sigma) = C_p^{Y,t+p}(\tau)$  in which  $\sigma \in X$  and  $\tau \in Y$ , cyclic-shifting  $k$ -families also have similar color representation  $C_k^{X,t+k}(\sigma) = C_k^{Y,t+k}(\tau)$  where  $k \leq p$ .

**Lemma 17.** For any pair of path complexes  $X$  and  $Y$  arising from two graphs  $G_1$  and  $G_2$ , if two 0-paths (1-paths whose co-boundaries are not belong to any cyclic-shifting 2-families)  $\sigma \in X$  and  $\tau \in Y$  have similar colorings  $c_\sigma^{X,t} = c_\tau^{Y,t}$  performed by PWL at time-step  $t$ , we have two corresponding 0-cells (1-cells not adjacent to any 2-cells)  $\alpha \in A$  and  $\beta \in B$  with similar color representations  $d_\alpha^{A,t} = d_\beta^{B,t}$  performed by CWL( $k$ -IC) at time-step  $t$ , where  $A$  and  $B$  are regular cell complexes arising from  $G_1$  and  $G_2$ .

**Lemma 18.** For any two path complexes  $X$  and  $Y$  arising from two graphs  $G_1$  and  $G_2$ , if cyclic-shifting  $(n - 1)$ -families of  $\sigma \in X$  and  $\tau \in Y$  have similar color representations  $C_{n-1}^{X,t+n-3}(\sigma) = C_{n-1}^{Y,t+n-3}(\tau)$  performed by PWL at time-step  $t + n - 3$ , we have two corresponding 2-cells  $\alpha \in A$  and  $\beta \in B$  with similar colorings  $d_\alpha^{A,t} = d_\beta^{B,t}$  performed by CWL( $k$ -IC) at time-step  $t$ , in which  $A$  and  $B$  are regular cell complexes arising from  $G_1$  and  $G_2$  and  $n$  is the boundary size of the 2-cells.

**Lemma 19.** For any two path complexes  $X$  and  $Y$  arising from two graphs  $G_1$  and  $G_2$ , if two 1-paths  $\alpha \in X$  and  $\beta \in Y$  have the same coloring  $c_\alpha^{X,t} = c_\beta^{Y,t}$  and their cyclic-shifting  $(n - 1)$ -families have similar color representations  $C_{n-1}^{X,t+n-3}(\sigma) = C_{n-1}^{Y,t+n-3}(\tau)$  performed by PWL at time-step  $t + n - 3$ , we have two corresponding 1-cells  $\alpha \in A$  and  $\beta \in B$  with the same coloring  $d_\alpha^{A,t} = d_\beta^{B,t}$  performed by CWL( $k$ -IC) at time-step  $t$ , in which  $A$  and  $B$  are regular cell complexes arising from  $G_1$  and  $G_2$  and  $n$  is the boundary size of the 2-cells that are adjacent to  $\alpha$  and  $\beta$ .

We come up with the following theorem and corollaries, given the above lemmas.

**Theorem 20.** PWL is at least as powerful as CWL( $k$ -IC) with the maximum dimension of 2 at distinguishing non-isomorphic graphs.

**Corollary 21.** PWL is strictly more powerful than WL at distinguishing non-isomorphic graphs.

**Corollary 22.** PWL is not less powerful than 3-WL at distinguishing non-isomorphic graphs.

## 4 Realization of PWL Test via Message-passing Neural Networks

Similar to (Bodnar et al. 2021, 2022), a natural way to realize PWL is through Message Passing Neural Networks

(MPNNs) (Gilmer et al. 2017), in which MPNNs pass messages along  $p$ -paths based on part-whole and adjacent relations as defined in Section 2.2. As demonstrated by Theorem 9 proven by Bodnar et al., we can exclude the message from co-boundaries and lower-adjacent neighbors. Thus, we update feature of a  $p$ -path by the following:

$$\begin{aligned} m_B^{(t+1)}(\sigma) &= \text{AGG}_{\tau \in \mathcal{B}(\sigma)} \left( M_B(h_\sigma^{(t)}, h_\tau^{(t)}) \right) \\ m_\uparrow^{(t+1)}(\sigma) &= \text{AGG}_{\tau \in \mathcal{N}_\uparrow(\sigma), \delta \in \mathcal{C}(\sigma, \tau)} \left( M_\uparrow(h_\sigma^{(t)}, h_\tau^{(t)}, h_\delta^{(t)}) \right) \\ h_\sigma^{(t+1)} &= \text{UP} \left( h_\sigma^{(t)}, m_B^{(t)}(\sigma), m_\uparrow^{(t+1)}(\sigma) \right) \end{aligned}$$

in which  $M_B$ ,  $M_\uparrow$  and UP can be modeled by learnable functions. PCN inherit all properties of MPSN (Bodnar et al. 2021) and CWN (Bodnar et al. 2022), given that they all operate under the same mechanism. Thus, we naturally have the following results, whose proofs are identical to those in (Bodnar et al. 2022).

**Theorem 23.** PCNs are at most powerful as PWL. PCNs can be as powerful as PWL if PCNs are equipped with a sufficient number of layers and injective aggregators.

**Theorem 24.** PCN layers are  $p$ -path permutation equivariant.

For the rest of the paper, we leverage the following model called Path Isomorphism Network (PIN). The architecture of the model is identical to SIN (Bodnar et al. 2021) and CIN (Bodnar et al. 2022), albeit with slight alterations. The main distinguishing factor lies in the graph lifting transformation. This family of models is commonly regarded as a higher-order version of GIN (Xu et al. 2019) because of the similar update formula. The update formulae are detailed in the Appendix.

## 5 Experiments

We evaluate PIN on several real-world datasets across different domains such as molecular graphs or social graphs. We also provide an in-depth empirical study, which supports our claim that PWL is at least as powerful as CWL( $k$ -IC), on SRGs. Detailed hyperparameter settings along with relevant ablation studies are documented in the Appendix.

### 5.1 TUDataset Benchmarks

TUDataset benchmarks, encompassing a broad spectrum of graph datasets from biology, chemistry, and social networks, are proposed in (Morris et al. 2020). In this paper, we evaluate our model on 4 different benchmarks on classification tasks: PROTEINS, NCI1, NCI109, and IMDB-B. However, an evaluation of our model on large graphs such as those in RDT-B is unattainable due to the prohibitive time complexity. The evaluation methodology adheres to the procedure outlined by (Xu et al. 2019). Specifically, we report the highest mean test accuracy across a 10-fold cross-validation as indicated in (Xu et al. 2019).

As illustrated in Table 1, an updated version of the tables presented in (Bodnar et al. 2022; Giusti et al. 2023), PIN exhibits superior accuracy in comparison to SIN (Bodnar

Dataset	PROTEINS	NCI1	NCI109	IMDB-B
RWK	59.6 ± 0.1	> 3 days	N/A	N/A
GK (k=3)	71.4 ± 0.3	62.5 ± 0.3	62.4 ± 0.3	N/A
PK	73.7 ± 0.7	82.5 ± 0.5	N/A	N/A
WL Kernel	75.0 ± 3.1	86.0 ± 1.8 ♦	N/A	73.8 ± 3.9
DCNN	61.3 ± 1.6	56.6 ± 1.0	N/A	49.1 ± 1.4
DGCNN	75.5 ± 0.9	74.4 ± 0.5	N/A	70.0 ± 0.9
IGN	76.6 ± 5.5	74.3 ± 2.7	72.8 ± 1.5	72.0 ± 5.5
GIN	76.2 ± 2.8	82.7 ± 1.7	N/A	75.1 ± 5.1
PPGNs	77.2 ± 4.7	83.2 ± 1.1	82.2 ± 1.4	73.0 ± 5.8
Natural GN	71.7 ± 1.0	82.4 ± 1.3	N/A	73.5 ± 2.0
GSN	76.6 ± 5.0	83.5 ± 2.0	N/A	77.8 ± 3.3 ♦
pathGCN	80.4 ± 4.2 ▲	83.3 ± 1.3	N/A	N/A
SIN †	76.4 ± 3.3	82.7 ± 2.1	N/A	75.6 ± 3.2 •
CIN †	77.0 ± 4.3	83.6 ± 1.4	84.0 ± 1.6 •	75.6 ± 3.7
CAN	78.2 ± 2.0	84.5 ± 1.6	83.6 ± 1.2	N/A
CIN++	80.5 ± 3.9 ♦	85.3 ± 1.2 ▲	84.5 ± 2.4 ♦	N/A
PIN (Ours)	78.8 ± 4.4 •	85.1 ± 1.5 •	84.0 ± 1.5 ▲	76.6 ± 2.9 ▲

Table 1: TUDataset Benchmarks. The first part consists of graph kernel methods, the second part consists of GNNs, and the third part consists of higher-order GNNs. The top-3 methods in each benchmark are denoted by ♦ (1<sup>st</sup> place), ▲ (2<sup>nd</sup> place), and • (3<sup>rd</sup> place). Baselines are denoted by †.

Dataset	ZINC		MOLHIV	
	No Edge Feat.	W/ Edge Feat.	Test ROC-AUC	Val. ROC-AUC
GCN	0.469 ± 0.002	N/A	N/A	N/A
GAT	0.463 ± 0.002	N/A	N/A	N/A
GatedGCN	0.422 ± 0.006	0.363 ± 0.009	N/A	N/A
GIN	0.408 ± 0.008	0.252 ± 0.014	77.07 ± 1.49	84.79 ± 0.68
PNA	0.320 ± 0.032	0.188 ± 0.004	79.05 ± 1.32	85.19 ± 0.99
DGN	0.219 ± 0.010	0.168 ± 0.003	79.70 ± 0.97	84.70 ± 0.47
HIMP	N/A	0.151 ± 0.006	78.80 ± 0.82	N/A
GSN	0.140 ± 0.006	0.115 ± 0.012	77.99 ± 1.00	<b>86.58 ± 0.84</b>
CIN †	<b>0.115 ± 0.003</b>	0.079 ± 0.006	<b>80.94 ± 0.57</b>	N/A
CIN++	N/A	<b>0.077 ± 0.004</b>	80.63 ± 0.94	N/A
PIN (Ours)	0.139 ± 0.004	0.096 ± 0.006	79.44 ± 1.40	82.41 ± 0.96

Table 2: ZINC and MOLHIV datasets. Bold texts indicate the best performance. Performance on ZINC is evaluated by Mean Squared Error, while performance on ogbg-molhiv is evaluated by ROC-AUC. Baseline is denoted by †.

et al. 2021) and CIN (Bodnar et al. 2022), even on molecular graph datasets, where rings hold considerable significance.

For TUDataset Benchmarks, we compare performance of three types of methods: graph kernels (RWK (Gärtner, Flach, and Wrobel 2003), GK (Sherashidze et al. 2009), PK (Neumann et al. 2016), WL Kernel (Shervashidze et al. 2011)), GNNs (DCNN (Atwood and Towsley 2016), DGCNN (Zhang et al. 2018), IGN (Maron et al. 2019b), GIN (Xu et al. 2019), PPGNs (Maron et al. 2019a), Natural GN (de Haan, Cohen, and Welling 2020), GSN (Bouritsas et al. 2021), pathGCN (Eliasof, Haber, and Treister 2022)), and higher-order GNNs (SIN (Bodnar et al. 2021), CIN (Bodnar et al. 2022), CAN (Giusti et al. 2022), CIN++ (Giusti et al. 2023)).

## 5.2 ZINC

We also evaluate our model on the ZINC dataset, a common graph benchmark for regression tasks (Sterling and

Irwin 2015; Dwivedi et al. 2020). As shown in Table 2, which is an updated table of (Bouritsas et al. 2021) and (Giusti et al. 2023), our model’s performance is lower than that of the baseline CIN (Bodnar et al. 2022) on the test set of ZINC. Our conjecture regarding this performance gap is primarily attributed to the low dimensionality of the path complex, which cannot fully represent large ring structures, and the shallowness of our architectures, which cannot propagate messages efficiently from 0-paths to the highest-dimensional paths. However, our model outperforms the remaining state-of-the-art methods by large margins.

For ZINC dataset, we compare performance of GCN (Kipf and Welling 2017), GAT (Veličković et al. 2018), GatedGCN (Bresson and Laurent 2018), GIN (Xu et al. 2019), PNA (Corso et al. 2020), DGN (Beaini et al. 2020), HIMP (Fey, Yuen, and Weichert 2020), GSN (Bouritsas et al. 2021), CIN (Bodnar et al. 2022), and CIN++ (Giusti et al. 2023).

## 5.3 OGBG-MOLHIV

We also evaluate our model on the ogbg-molhiv dataset (Hu et al. 2020), which contains about 41k graphs for the graph binary classification task. Hu et al. applies a scaffold splitting procedure (Wu et al. 2018) for the ogbg-molhiv dataset; thus we report the performance of our model on both the validation and test sets in Table 2. Analogous to the results observed from the ZINC dataset, our model performs less effectively than the baselines. For OGBG-MOLHIV, we compare our model to the same methods as in ZINC.

## 5.4 Strongly Regular Graphs

Similar to (Bodnar et al. 2021, 2022; Bouritsas et al. 2021), we adopt the SRG benchmark, which poses as hard examples for the task of distinguishing non-isomorphic graphs, to support our theory behind PWL and PCN. Figure 4 illustrates the performance of PCN when lifting graphs to a dimension of 3, which is denoted by PCN(3). As we increase the number of layers for PCN, PCN outperforms CWN(4-IC), and achieves an on-par performance with CWN(5-IC), even though we do not explicitly include the inductive bias of ring-shaped structures. This result aligns with our theory that PWL can generalize CWL(k-IC) if the highest-order  $p$ -paths align with the 2-cells with boundary size of  $k + 1$ , which can be empirically validated by comparing CWN(4-IC) and PCN(3). The result also illustrates that PWL takes a longer time to reach stable colorings than CWN does, as messages between two further edges of a ring must be passed through all dimensions of a path complex.

## 6 Discussion and Related Works

**Higher-order GNNs** Topological deep learning, which investigates beyond pair-wise interactions between vertices, gain significant attention lately. Papillon et al. recently conducted a survey on this field, and classify learning domains as either part-whole relations (simplicial complex (Bodnar et al. 2021; Ebli, Defferrard, and Spreemann 2020; Roddenberry, Glaze, and Segarra 2021) and cellular complex (Bodnar et al. 2022; Giusti et al. 2023)), set-type relations (hypergraphs (Huang and Yang 2021; Feng et al. 2018; Yadati



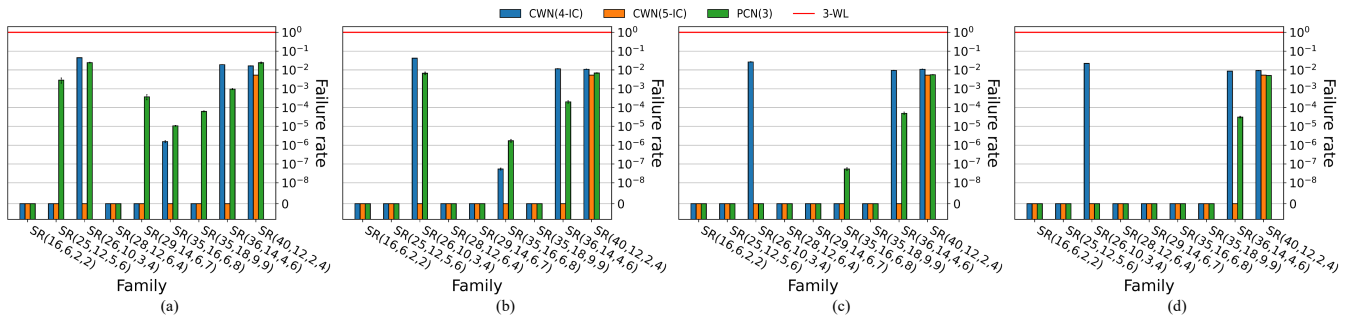


Figure 4: Failure rate comparison between CWN and PCN on SRG Families over 10 different seeds. (a) 3 message-passing layers. (b) 4 message-passing layers. (c) 5 message-passing layers. (d) 6 message-passing layers.

et al. 2019)) or both (combinatorial complex (Hajj et al. 2023)). Some methods such as (Maron et al. 2019a; Morris et al. 2019; Morris, Rattan, and Mutzel 2020) are provably as powerful as  $k$ -WL test (Grohe and Otto 2012; Grohe 2017). However, these approaches carry a greater computational cost than ours, due to the necessity of  $k$ -tuple inputs, leading to potential loss of locality and an increased risk of overfitting. Bodnar et al. introduces message-passing models over simplicial complexes and cellular complexes, which are provably more powerful than the 3-WL test. Our learning domain falls into part-whole relations, and our proposed model is proven to generalize SWL (Bodnar et al. 2021) and CWL( $k$ -IC) (Bodnar et al. 2022) while still retaining locality.

**Path-based Graph Learning** Paths constitute a vital component of all graphs, providing valuable insights into the graphs. pathGCN (Eliasof, Haber, and Treister 2022) proposes to learn spatial operators from randomly sampled paths as a way to encode multi-level local neighborhoods. GSN (Bouritsas et al. 2021) explicitly encodes nodes or edges by counting the numbers of certain sub-structures that nodes or edges belong to. Bouritsas et al. empirically finds that counting paths with the maximum length of 6 is enough to distinguish all graphs in the SRG families; while counting paths with the maximum length of 3 is insufficient to distinguish any graphs. Our experiment shows that our model can tell apart almost every SRG family with a dimension of 3, which empirically proves that message passing between  $p$ -paths have greater capabilities beyond path counting.

**Limitations** Similar to (Bodnar et al. 2021, 2022), our approach incurs high time and space complexities. A naive way to enumerate all paths with length  $k$  for a graph with  $n$  nodes has worst time complexity of  $\mathcal{O}(n^k)$ , which is similar to (Morris et al. 2019) and (Morris, Rattan, and Mutzel 2020). In practice, the majority of graph datasets that we evaluated are sparse, and lifting them to the third dimension, or even higher, is feasible. The only exceptions are PROTEINS, IMDB-B, and SR(35,16,6,8). However, with path complexes with a dimension of only 3, we can achieve superior performance than our baselines on the SRG experiments even though theoretically we cannot represent the rings with a size above 4. For PROTEINS and IMDB-B, these datasets

are relatively small (about 1,000 graphs), and thus lifting to high dimensions may cause overfitting. Unlike CWL (Bodnar et al. 2022) where the furthest edges on the boundary of a ring can exchange messages after 2 propagations, PWL requires passing messages on every order of a path complex. Yet, increasing the number of message-passing layers can lead to over-smoothing (Oono and Suzuki 2021; Li, Han, and Wu 2018). Path complex can be visualized as TREE-NEIGHBORSMATCH problem proposed in (Alon and Yahav 2021), where each node can be considered as a  $p$ -path having at least two children nodes, which are  $(p-1)$ -paths on the boundary. Thus, over-squashing (Alon and Yahav 2021) may occur for high-dimensional path complexes.

**Future Works** High-dimensional  $p$ -paths are more prevalent and trivial than their counterparts, which are simplices and  $k$ -cells. However, high-dimensional path complexes are prone with over-smoothing (Oono and Suzuki 2021; Li, Han, and Wu 2018) and over-squashing (Alon and Yahav 2021), which have not yet been encountered in other topological domains. An in-depth study into these problems could unlock advancements in higher-order graph augmentation techniques such as dropout (Rong et al. 2020; Papp et al. 2021) or graph rewiring (Topping et al. 2022). PWL and PWN rely on spaces of simple paths  $\mathcal{S}_p$ , while the original path complex is well-defined on the regular space of boundary-invariant  $\Omega_p$ , which suggests there may exist a more powerful representation of path complexes.

## 7 Conclusion

We have demonstrated how path complexes can be an alternative topological domain for simplicial and regular cell complexes. We verify, theoretically and experimentally, the generalization of path complexes over the other two topological domains. The versatility of our approach, without the necessity for inductive bias on graph substructures, underscores the centrality and universality of paths as the foundational elements of any graph.

## References

Alon, U.; and Yahav, E. 2021. On the Bottleneck of Graph Neural Networks and its Practical Implications. In *International Conference on Learning Representations*.

- Atwood, J.; and Towsley, D. 2016. Diffusion-Convolutional Neural Networks. In *Proceedings of the 30th International Conference on Neural Information Processing Systems*, NIPS'16, 2001–2009. Red Hook, NY, USA: Curran Associates Inc. ISBN 9781510838819.
- Beaini, D.; Passaro, S.; L'etourneau, V.; Hamilton, W. L.; Corso, G.; and Lio', P. 2020. Directional Graph Networks. In *International Conference on Machine Learning*.
- Biewald, L. 2020. Experiment Tracking with Weights and Biases. Software available from wandb.com.
- Bodnar, C.; Frasca, F.; Otter, N.; Wang, Y. G.; Liò, P.; Montúfar, G.; and Bronstein, M. 2022. Weisfeiler and Lehman Go Cellular: CW Networks. ArXiv:2106.12575 [cs, stat].
- Bodnar, C.; Frasca, F.; Wang, Y. G.; Otter, N.; Montúfar, G.; Liò, P.; and Bronstein, M. 2021. Weisfeiler and Lehman Go Topological: Message Passing Simplicial Networks. Number: arXiv:2103.03212 arXiv:2103.03212 [cs].
- Bouritsas, G.; Frasca, F.; Zafeiriou, S.; and Bronstein, M. M. 2021. Improving Graph Neural Network Expressivity via Subgraph Isomorphism Counting. ArXiv:2006.09252 [cs, stat].
- Bresson, X.; and Laurent, T. 2018. Residual Gated Graph ConvNets. arXiv:1711.07553.
- Bruna, J.; Zaremba, W.; Szlam, A.; and LeCun, Y. 2014. Spectral Networks and Locally Connected Networks on Graphs. ArXiv:1312.6203 [cs].
- Cai, J.-Y.; Furer, M.; and Immerman, N. 1989. An optimal lower bound on the number of variables for graph identification. In *30th Annual Symposium on Foundations of Computer Science*, 612–617.
- Chen, Z.; Chen, L.; Villar, S.; and Bruna, J. 2020. Can Graph Neural Networks Count Substructures? ArXiv:2002.04025 [cs, stat].
- Clevert, D.; Unterthiner, T.; and Hochreiter, S. 2016. Fast and Accurate Deep Network Learning by Exponential Linear Units (ELUs). In Bengio, Y.; and LeCun, Y., eds., *4th International Conference on Learning Representations, ICLR 2016, San Juan, Puerto Rico, May 2-4, 2016, Conference Track Proceedings*.
- Corso, G.; Cavalleri, L.; Beaini, D.; Liò, P.; and Veličković, P. 2020. Principal Neighbourhood Aggregation for Graph Nets. In *Advances in Neural Information Processing Systems*.
- de Haan, P.; Cohen, T.; and Welling, M. 2020. Natural Graph Networks. In *Proceedings of the 34th International Conference on Neural Information Processing Systems*, NIPS'20. Red Hook, NY, USA: Curran Associates Inc. ISBN 9781713829546.
- Defferrard, M.; Bresson, X.; and Vandergheynst, P. 2016. Convolutional Neural Networks on Graphs with Fast Localized Spectral Filtering. In Lee, D.; Sugiyama, M.; Luxburg, U.; Guyon, I.; and Garnett, R., eds., *Advances in Neural Information Processing Systems*, volume 29. Curran Associates, Inc.
- Dwivedi, V. P.; Joshi, C. K.; Luu, A. T.; Laurent, T.; Bengio, Y.; and Bresson, X. 2020. Benchmarking Graph Neural Networks. *arXiv preprint arXiv:2003.00982*.
- Ebli, S.; Defferrard, M.; and Spreemann, G. 2020. Simplicial Neural Networks. Number: arXiv:2010.03633 arXiv:2010.03633 [cs, math, stat].
- Eliasof, M.; Haber, E.; and Treister, E. 2022. pathGCN: Learning General Graph Spatial Operators from Paths. ArXiv:2207.07408 [cs].
- Feng, Y.; You, H.; Zhang, Z.; Ji, R.; and Gao, Y. 2018. Hypergraph Neural Networks. *arXiv: Learning*. ARXIV\_ID: 1809.09401 MAG ID: 2951820681 S2ID: 510d98681e5e85fb1265513728f16e2543ae1b4b.
- Fey, M.; and Lenssen, J. E. 2019. Fast Graph Representation Learning with PyTorch Geometric. In *ICLR Workshop on Representation Learning on Graphs and Manifolds*.
- Fey, M.; Yuen, J. G.; and Weichert, F. 2020. Hierarchical Inter-Message Passing for Learning on Molecular Graphs. In *ICML Graph Representation Learning and Beyond (GRL+) Workshop*.
- Gärtner, T.; Flach, P.; and Wrobel, S. 2003. On Graph Kernels: Hardness Results and Efficient Alternatives. In Schölkopf, B.; and Warmuth, M. K., eds., *Learning Theory and Kernel Machines*, 129–143. Berlin, Heidelberg: Springer Berlin Heidelberg. ISBN 978-3-540-45167-9.
- Gilmer, J.; Schoenholz, S. S.; Riley, P. F.; Vinyals, O.; and Dahl, G. E. 2017. Neural Message Passing for Quantum Chemistry. ArXiv:1704.01212 [cs].
- Giusti, L.; Battiloro, C.; Testa, L.; Lorenzo, P. D.; Sardellitti, S.; and Barbarossa, S. 2022. Cell Attention Networks. arXiv:2209.08179.
- Giusti, L.; Reu, T.; Ceccarelli, F.; Bodnar, C.; and Liò, P. 2023. CIN++: Enhancing Topological Message Passing. arXiv:2306.03561.
- Grigor'yan, A.; Lin, Y.; Muranov, Y.; and Yau, S.-T. 2013. Homologies of path complexes and digraphs. ArXiv:1207.2834 [math].
- Grigor'yan, A. A.; Lin, Y.; Muranov, Y. V.; and Yau, S.-T. 2020. Path Complexes and their Homologies. *Journal of Mathematical Sciences*, 248(5): 564–599.
- Grohe, M. 2017. *Descriptive Complexity, Canonisation, and Definable Graph Structure Theory*. Lecture Notes in Logic. Cambridge University Press.
- Grohe, M.; and Otto, M. 2012. Pebble Games and Linear Equations.
- Hagberg, A. A.; Schult, D. A.; and Swart, P. J. 2008. Exploring Network Structure, Dynamics, and Function using NetworkX. In Varoquaux, G.; Vaught, T.; and Millman, J., eds., *Proceedings of the 7th Python in Science Conference*, 11 – 15. Pasadena, CA USA.
- Hajj, M.; Zamzmi, G.; Papamarkou, T.; Miolane, N.; Guzmán-Sáenz, A.; Ramamurthy, K. N.; Birdal, T.; Dey, T. K.; Mukherjee, S.; Samaga, S. N.; Livesay, N.; Walters, R.; Rosen, P.; and Schaub, M. T. 2023. Topological Deep Learning: Going Beyond Graph Data. arXiv:2206.00606.



- Hu, W.; Fey, M.; Zitnik, M.; Dong, Y.; Ren, H.; Liu, B.; Catasta, M.; and Leskovec, J. 2020. Open Graph Benchmark: Datasets for Machine Learning on Graphs. *arXiv preprint arXiv:2005.00687*.
- Huang, J.; and Yang, J. 2021. UniGNN: a Unified Framework for Graph and Hypergraph Neural Networks. *ArXiv:2105.00956* [cs].
- Huang, N. T.; and Villar, S. 2021. A Short Tutorial on The Weisfeiler-Lehman Test And Its Variants. In *ICASSP 2021 - 2021 IEEE International Conference on Acoustics, Speech and Signal Processing (ICASSP)*. IEEE.
- Kipf, T. N.; and Welling, M. 2017. Semi-Supervised Classification with Graph Convolutional Networks. *arXiv:1609.02907* [cs, stat]. *ArXiv: 1609.02907*.
- Li, Q.; Han, Z.; and Wu, X.-M. 2018. Deeper Insights into Graph Convolutional Networks for Semi-Supervised Learning. In *Proceedings of the Thirty-Second AAAI Conference on Artificial Intelligence and Thirtieth Innovative Applications of Artificial Intelligence Conference and Eighth AAAI Symposium on Educational Advances in Artificial Intelligence, AAAI'18/IAAI'18/EAAI'18*. AAAI Press. ISBN 978-1-57735-800-8.
- Loshchilov, I.; and Hutter, F. 2019. Decoupled Weight Decay Regularization. In *7th International Conference on Learning Representations, ICLR 2019, New Orleans, LA, USA, May 6-9, 2019*. OpenReview.net.
- Maron, H.; Ben-Hamu, H.; Serviansky, H.; and Lipman, Y. 2019a. Provably Powerful Graph Networks. In Wallach, H.; Larochelle, H.; Beygelzimer, A.; Alché-Buc, F. d.; Fox, E.; and Garnett, R., eds., *Advances in Neural Information Processing Systems*, volume 32. Curran Associates, Inc.
- Maron, H.; Ben-Hamu, H.; Shamir, N.; and Lipman, Y. 2019b. Invariant and Equivariant Graph Networks. In *7th International Conference on Learning Representations, ICLR 2019, New Orleans, LA, USA, May 6-9, 2019*. OpenReview.net.
- Morris, C.; Kriege, N. M.; Bause, F.; Kersting, K.; Mutzel, P.; and Neumann, M. 2020. TUDataset: A collection of benchmark datasets for learning with graphs. In *ICML 2020 Workshop on Graph Representation Learning and Beyond (GRL+ 2020)*.
- Morris, C.; Rattan, G.; and Mutzel, P. 2020. Weisfeiler and Leman Go Sparse: Towards Scalable Higher-Order Graph Embeddings. In *Proceedings of the 34th International Conference on Neural Information Processing Systems, NIPS'20*. Red Hook, NY, USA: Curran Associates Inc. ISBN 9781713829546.
- Morris, C.; Ritzert, M.; Fey, M.; Hamilton, W. L.; Lenssen, J. E.; Rattan, G.; and Grohe, M. 2019. Weisfeiler and Leman Go Neural: Higher-Order Graph Neural Networks. In *Proceedings of the Thirty-Third AAAI Conference on Artificial Intelligence and Thirty-First Innovative Applications of Artificial Intelligence Conference and Ninth AAAI Symposium on Educational Advances in Artificial Intelligence, AAAI'19/IAAI'19/EAAI'19*. AAAI Press. ISBN 978-1-57735-809-1. Event-place: Honolulu, Hawaii, USA.
- Neumann, M.; Garnett, R.; Bauckhage, C.; and Kersting, K. 2016. Propagation kernels: efficient graph kernels from propagated information. *Mach. Learn.*, 102(2): 209–245.
- Oono, K.; and Suzuki, T. 2021. Graph Neural Networks Exponentially Lose Expressive Power for Node Classification. *ArXiv:1905.10947* [cs, stat].
- OpenAI. 2022. GPT-4. <https://www.openai.com/gpt-4/>.
- Papillon, M.; Sanborn, S.; Hajij, M.; and Miolane, N. 2023. Architectures of Topological Deep Learning: A Survey on Topological Neural Networks. *ArXiv:2304.10031* [cs].
- Papp, P. A.; Martinkus, K.; Faber, L.; and Wattenhofer, R. 2021. DropGNN: Random Dropouts Increase the Expressiveness of Graph Neural Networks. In *35th Conference on Neural Information Processing Systems (NeurIPS)*.
- Paszke, A.; Gross, S.; Massa, F.; Lerer, A.; Bradbury, J.; Chanan, G.; Killeen, T.; Lin, Z.; Gimelshein, N.; Antiga, L.; Desmaison, A.; Kopf, A.; Yang, E.; DeVito, Z.; Raison, M.; Tejani, A.; Chilamkurthy, S.; Steiner, B.; Fang, L.; Bai, J.; and Chintala, S. 2019. PyTorch: An Imperative Style, High-Performance Deep Learning Library. In *Advances in Neural Information Processing Systems 32*, 8024–8035. Curran Associates, Inc.
- Peixoto, T. P. 2014. The graph-tool python library. *figshare*.
- Roddenberry, T. M.; Glaze, N.; and Segarra, S. 2021. Principled Simplicial Neural Networks for Trajectory Prediction. In Meila, M.; and 0001, T. Z., eds., *Proceedings of the 38th International Conference on Machine Learning, ICML 2021, 18-24 July 2021, Virtual Event*, volume 139 of *Proceedings of Machine Learning Research*, 9020–9029. PMLR.
- Rong, Y.; Huang, W.; Xu, T.; and Huang, J. 2020. DropEdge: Towards Deep Graph Convolutional Networks on Node Classification. In *International Conference on Learning Representations*.
- Schaub, M. T.; Benson, A. R.; Horn, P.; Lippner, G.; and Jadbabaie, A. 2020. Random Walks on Simplicial Complexes and the normalized Hodge 1-Laplacian. *SIAM Review*, 62(2): 353–391. *ArXiv:1807.05044* [physics].
- Sherashidze, N.; Vishwanathan, S.; Petri, T.; Mehlhorn, K.; and Borgwardt, K. 2009. Efficient Graphlet Kernels for Large Graph Comparison. *12th International Conference on Artificial Intelligence and Statistics (AISTATS), Society for Artificial Intelligence and Statistics, 488-495 (2009)*, 5.
- Shervashidze, N.; Schweitzer, P.; van Leeuwen, E. J.; Mehlhorn, K.; and Borgwardt, K. M. 2011. Weisfeiler-Lehman Graph Kernels. *Journal of Machine Learning Research*, 12(77): 2539–2561.
- Srivastava, N.; Hinton, G.; Krizhevsky, A.; Sutskever, I.; and Salakhutdinov, R. 2014. Dropout: A Simple Way to Prevent Neural Networks from Overfitting. *Journal of Machine Learning Research*, 15(56): 1929–1958.
- Sterling, T.; and Irwin, J. J. 2015. ZINC 15 – Ligand Discovery for Everyone. *Journal of Chemical Information and Modeling*, 55(11): 2324–2337.
- Topping, J.; Giovanni, F. D.; Chamberlain, B. P.; Dong, X.; and Bronstein, M. M. 2022. Understanding over-squashing

and bottlenecks on graphs via curvature. In *International Conference on Learning Representations*.

Veličković, P.; Cucurull, G.; Casanova, A.; Romero, A.; Liò, P.; and Bengio, Y. 2018. Graph Attention Networks. In *International Conference on Learning Representations (ICLR)*. ArXiv: 1710.10903 version: 3.

Weisfeiler, B.; and Lehmann, A. 1968. A reduction of a graph to a canonical form and an algebra arising during this reduction. *Nauchno-Tekhnicheskaya Informatsia*.

Wu, Z.; Ramsundar, B.; Feinberg, E.; Gomes, J.; Geniesse, C.; Pappu, A. S.; Leswing, K.; and Pande, V. 2018. MoleculeNet: a benchmark for molecular machine learning. *Chem. Sci.*, 9: 513–530.

Xu, K.; Hu, W.; Leskovec, J.; and Jegelka, S. 2019. How Powerful are Graph Neural Networks? ArXiv:1810.00826 [cs, stat].

Xu, K.; Li, C.; Tian, Y.; Sonobe, T.; Kawarabayashi, K.-i.; and Jegelka, S. 2018. Representation Learning on Graphs with Jumping Knowledge Networks. ArXiv:1806.03536 [cs, stat].

Yadati, N.; Nimishakavi, M.; Yadav, P.; Nitin, V.; Louis, A.; and Talukdar, P. 2019. HyperGCN: A New Method of Training Graph Convolutional Networks on Hypergraphs. ArXiv:1809.02589 [cs, stat].

Zhang, M.; Cui, Z.; Neumann, M.; and Chen, Y. 2018. An End-to-End Deep Learning Architecture for Graph Classification. *Proceedings of the AAAI Conference on Artificial Intelligence*, 32(1).

## A Proofs

### A.1 Proof for Theorem 12

*Proof.* The high-level idea is that every simplicial complex is a path complex if the two criteria in Section 3.2 are satisfied. Thus, PWL always induces SWL. The proof is however similar to that in (Bodnar et al. 2022), and we advise readers to review the proof in (Bodnar et al. 2022).  $\square$

### A.2 Proof for Proposition 13

*Proof.* It is obvious that after one iteration,  $c_\sigma^{X,1} \neq c_\tau^{Y,1}$  because  $c_B^{X,0}(\sigma) \neq c_B^{Y,0}(\tau)$ .  $\square$

### A.3 Proof for Proposition 16

*Proof.* Let  $c$  be the path coloring performed by PWL. Consider color representations of the cyclic-shifting families of  $p$ -paths  $\sigma \in X$  and  $\tau \in Y$  at an arbitrary time-step  $t + p$ :

$$\begin{aligned} c_p^{X,t+p}(\sigma) &= \left\{ \left\{ c_{\delta_\sigma}^{X,t+p} \mid \delta_\sigma \in \mathcal{F}_p(\sigma) \right\} \right\} \\ c_p^{Y,t+p}(\tau) &= \left\{ \left\{ c_{\delta_\tau}^{Y,t+p} \mid \delta_\tau \in \mathcal{F}_p(\tau) \right\} \right\}. \end{aligned}$$

Expanding the update HASH function and only considering the colorings of the boundary, we have the following equality:

$$\left\{ \left\{ c_B^{X,t+p-1}(\delta_\sigma) \right\} \right\} = \left\{ \left\{ c_B^{Y,t+p-1}(\delta_\tau) \right\} \right\}$$

For each  $\delta_\sigma$  and  $\delta_\tau$ , we have:

$$\begin{aligned} c_B^{X,t+p-1}(\delta_\sigma) &= \left\{ \left\{ c_{\psi_\sigma}^{X,t+p-1} \mid \psi_\sigma \in \mathcal{B}(\delta_\sigma) \right\} \right\} \\ c_B^{Y,t+p-1}(\delta_\tau) &= \left\{ \left\{ c_{\psi_\tau}^{Y,t+p-1} \mid \psi_\tau \in \mathcal{B}(\delta_\tau) \right\} \right\} \end{aligned}$$

where  $\psi_\sigma \in \mathcal{F}_{p-1}(\sigma)$  and  $\psi_\tau \in \mathcal{F}_{p-1}(\tau)$ . Thus, we have:

$$\left\{ \left\{ c_{\psi_\sigma}^{X,t+p-1} \right\} \right\} = \left\{ \left\{ c_{\psi_\tau}^{Y,t+p-1} \right\} \right\}$$

where each  $(p-1)$ -paths show up twice. Re-winding back to time-step  $t + k$ , we will have:

$$\left\{ \left\{ c_{\gamma_\sigma}^{X,t+k} \right\} \right\} = \left\{ \left\{ c_{\gamma_\tau}^{Y,t+k} \right\} \right\}$$

where each  $k$ -path  $\gamma_\sigma \in \mathcal{F}_k(\sigma)$  and  $\gamma_\tau \in \mathcal{F}_k(\tau)$  shows up with a multiplicity of  $2^{(p-k)}$ . Removing other  $2^{(p-k)} - 1$  duplicates for each  $k$ -path, we have:

$$C_k^{X,t+k}(\sigma) = C_k^{Y,t+k}(\tau)$$

$\square$

### A.4 Proof for Lemma 17

*Proof.* PWL is identical to CWL for dimension 0 because 0-path and 0-cell have the same update HASH function. For dimension 1 where we consider only 1-paths whose co-boundaries are not belong to any cyclic-shifting 2-families, and 1-cells that are not adjacent to any 2-cells, the update HASH function of the former contains arguments for that of the latter.  $\square$

### A.5 Proof for Lemma 18

*Proof.* Let  $c$  be the path coloring performed by PWL and  $d$  be the cell coloring performed by CWL. Without losing generality, consider rings with an arbitrary size  $n \geq 3$ . Assume that given two  $c$ -similar path complexes, there always exists a bijective mapping that maps cyclic-shifting families of the path complexes such that their color representations are similar. We would like to prove  $C_{n-1}^{X,t+n-3}(\sigma) = C_{n-1}^{Y,t+n-3}(\tau)$  implies  $d_\alpha^{A,t} = d_\beta^{B,t}$  where  $\alpha \in \mathcal{F}_{n-1}(\sigma)$  and  $\beta \in \mathcal{F}_{n-1}(\tau)$  are also 2-cells if we extend the original graphs to regular cell complexes.

We would like to prove this by induction. The base case obviously holds because, at time-step  $t = 0$ , every cell is assigned the same color. Suppose the above statement holds for  $t$ . We would like to prove it also holds for  $t + 1$ , which is equivalent to that given  $C_{n-1}^{X,t+n-2}(\sigma) = C_{n-1}^{Y,t+n-2}(\tau)$ , prove  $d_\alpha^{A,t+1} = d_\beta^{B,t+1}$ . By Proposition 16,  $C_{n-1}^{X,t+n-2}(\sigma) = C_{n-1}^{Y,t+n-2}(\tau)$  implies  $C_1^{X,t}(\sigma) = C_1^{Y,t}(\tau)$ . Because 1-path is 1-cell, we have the boundary adjacencies used by CWL at time-step  $t$ :

$$d_B^{A,t}(\alpha) = d_B^{B,t}(\beta)$$

where  $\alpha$  and  $\beta$  are 2-cells in  $A$  and  $B$  and also  $(n-1)$ -paths in  $\mathcal{F}_{n-1}(\sigma)$  and  $\mathcal{F}_{n-1}(\tau)$ . Also, by the induction hypothesis, we also have  $d_\alpha^{A,t} = d_\beta^{B,t}$ . As 2-cells do not have upper adjacencies if we leverage ring-based lifting transformation with a maximum dimension of 2, we conclude that  $d_\alpha^{A,t+1} = d_\beta^{B,t+1}$ .  $\square$

### A.6 Proof for Lemma 19

*Proof.* Similar to the proof for Lemma 18, we use the same notations for different colorings. We also assume that given two  $c$ -similar path complexes, there always exists a bijective mapping that maps cyclic-shifting families of the path complexes such that their color representations are similar.

Without losing generality, consider rings with an arbitrary size  $n \geq 3$ . We would like to prove that  $c_\alpha^{X,t} = c_\beta^{Y,t}$  and  $C_{n-1}^{X,t+n-3}(\sigma) = C_{n-1}^{Y,t+n-3}(\tau)$  imply  $d_\alpha^{A,t} = d_\beta^{B,t}$  by induction.

The base case obviously holds because, at time-step  $t = 0$ , every cell is assigned the same color. Suppose the above statement is true for  $t$ . We would like to prove that  $c_\alpha^{X,t+1} = c_\beta^{Y,t+1}$  and  $C_{n-1}^{X,t+n-2}(\sigma) = C_{n-1}^{Y,t+n-2}(\tau)$  imply  $d_\alpha^{A,t+1} = d_\beta^{B,t+1}$ .

By induction hypothesis, we have  $d_\alpha^{A,t} = d_\beta^{B,t}$ . By Lemma 17,  $c_B^{X,t}(\alpha) = c_B^{Y,t}(\beta)$ , which can be obtained from  $c_\alpha^{X,t+1} = c_\beta^{Y,t+1}$ , implies  $d_B^{X,t}(\alpha) = d_B^{Y,t}(\beta)$  because 0-paths (0-cells) are on the boundary of 1-paths (1-cells). By Lemma 18,  $C_{n-1}^{X,t+n-2}(\sigma) = C_{n-1}^{Y,t+n-2}(\tau)$  implies  $d_\delta^{A,t+1} = d_\gamma^{B,t+1}$  in which  $\alpha \prec \delta \in A$ ,  $\beta \prec \gamma \in B$ , and  $\delta$  and  $\gamma$  are 2-cells. Thus, we obtain  $d_\delta^{A,t} = d_\gamma^{B,t}$ . Also, by Proposition 16,  $C_{n-1}^{X,t+n-2}(\sigma) = C_{n-1}^{Y,t+n-2}(\tau)$  implies  $C_1^{X,t}(\sigma) = C_1^{Y,t}(\tau)$ , which is equivalent to  $d_B^{A,t}(\delta) = d_B^{B,t}(\gamma)$ .

For every 2-cell that a 1-cell is adjacent to, we concatenate them to form a tuple, then form a multi-set containing those tuples:

$$\left\{ \left\{ (d_\varepsilon^{A,t}, d_\delta^{A,t}) \right\} \right\} = \left\{ \left\{ (d_\zeta^{B,t}, d_\gamma^{B,t}) \right\} \right\}$$

where  $\varepsilon \in \mathcal{B}(\delta)$  and  $\zeta \in \mathcal{B}(\gamma)$ .

Merge all these multi-sets (because there can be many 2-cells that a 1-cell is adjacent to), we obtain:

$$d_{\uparrow}^{A,t}(\alpha) = d_{\uparrow}^{B,t}(\beta)$$

Finally, we obtain  $d_\alpha^{A,t+1} = d_\beta^{B,t+1}$ .  $\square$

## A.7 Proof for Theorem 20

*Proof.* By Lemma 17, 18, and 19, colorings of cells performed by CWL( $k$ -IC) with maximum dimension of 2 can be determined by colorings of  $p$ -paths performed by PWL.  $\square$

## A.8 Proof for Corollary 21

*Proof.* PWL is provably as powerful as CWL, and CWL is proven to be strictly more powerful than WL in (Bodnar et al. 2022).  $\square$

## A.9 Proof for Corollary 22

*Proof.* Graphs from the same SRG family cannot be distinguished by the 3-WL test as proven in (Bodnar et al. 2021); however, there exists a pair of graphs that can be distinguished by SWL and CWL (Bodnar et al. 2021, 2022). Thus, as PWL is at least as powerful as SWL and CWL( $k$ -IC), PWL is not less powerful than 3-WL.  $\square$

## B Formula for Higher-order Message-passing Neural Networks

The update formula of PIN, as well as SIN (Bodnar et al. 2021) and CIN (Bodnar et al. 2022), is expressed as follow:

$$\begin{aligned} h_\sigma^{(t+1)} &= \text{MLP}_{\text{UP},p}^{(t)} \left( m_{\mathcal{B}}^{(t)}(\sigma) \parallel m_{\uparrow}^{(t)}(\sigma) \right) \\ m_{\mathcal{B}}^{(t)}(\sigma) &= \text{MLP}_{\mathcal{B},p}^{(t)} \left( (1 + \varepsilon_{\mathcal{B}}) h_\sigma^{(t)} + \sum_{\tau \in \mathcal{B}(\sigma)} h_\tau^{(t)} \right) \\ m_{\uparrow}^{(t)}(\sigma) &= \text{MLP}_{\uparrow,p}^{(t)} \left( (1 + \varepsilon_{\uparrow}) h_\sigma^{(t)} + \sum_{\substack{\tau \in \mathcal{N}_{\uparrow}(\sigma) \\ \delta \in \mathcal{C}(\sigma, \tau)}} \text{MLP}_{M,p}^{(t)} \left( h_\tau^{(t)} \parallel h_\delta^{(t)} \right) \right) \end{aligned}$$

where  $\sigma$  is a  $p$ -path ( $p$ -simplex for SIN (Bodnar et al. 2021) or  $p$ -cell for (Bodnar et al. 2022)). If the features from co-boundaries are not considered, we have an isotropic model in which messages from upper-adjacent neighborhoods are aggregated by summation. After propagating messages between  $p$ -paths, we leverage permutation-invariant pooling

function, which is summation or mean, followed by a single dense layer to get the representation of a certain dimension. To get the final representation of a path complex, we apply a READOUT function on all representations of dimensions:

$$h_P = \text{READOUT}(\{h_{P_i} \mid i \leq n\})$$

where READOUT can be sum, mean, or learnable weighted summation powered by a multi-layer perceptron (Giusti et al. 2023). The final representation of a path complex is fed into a 2-layer or 3-layer multi-layer perceptron to get the output optimized by a certain loss function:

$$h_G = \text{MLP}_{\text{proj}}(h_P)$$

Additionally, we include several tricks to further boost the model’s performance such as Jumping Knowledge(Xu et al. 2018) or Dropout (Srivastava et al. 2014), as suggested by (Bodnar et al. 2021, 2022).

## C Experiments

Our code is based on existing works on MPSN (Bodnar et al. 2021) and CWN (Bodnar et al. 2022), which are powered by Pytorch (Paszke et al. 2019) and Pytorch Geometric (Fey and Lenssen 2019). The graph lifting transformation is implemented with the help of graph-tool library (Peixoto 2014) and NetworkX (Hagberg, Schult, and Swart 2008). Unless stated otherwise, all of our experiments are optimized by AdamW (Loshchilov and Hutter 2019). All of the experiments are executed on 4 machines: 1) Intel® Xeon® Silver 4214R CPU @ 2.40GHz and NVIDIA® Quadro RTX™ 8000, 2) Intel® Xeon® Silver 4114 CPU @ 2.20GHz and NVIDIA® GeForce® RTX™ 2080 Ti, 3) Intel® Core™ i9-9820X CPU @ 3.30GHz and NVIDIA® TITAN RTX™, and 4) Intel® Xeon® W-2145 CPU @ 3.70GHz and NVIDIA® GeForce® RTX™ 2080 Ti.

### C.1 TUDataset Benchmarks

Since we observe that our model overfits the PROTEIN dataset, we remove all non-linear activations from the message-passing layers, while still keeping non-linear activations for the last fully connected layers. Following the precedent set by (Bodnar et al. 2021, 2022), we populate higher-dimensional  $p$ -paths in a recursive fashion, in which feature of the current  $p$ -path is either the summation or mean of the  $(p-1)$ -paths on its boundary. All hyperparameter settings are fine-tuned with WandB (Biewald 2020) by the random search method, and are reported in Table 3. Dropout (Srivastava et al. 2014) is applied before the last fully connected layer if applicable.

It is worth-noting that PROTEINS and IMDB-B are small datasets with the total number of graphs is about 1000. Thus, we observe significant variations in the final results between 10-fold runs even with identical hyperparameter and randomness settings. Such behavior, which is due to floating point uncertainty in parallel computation, is common in small datasets and well-documented by Pytorch (Paszke et al. 2019) and Pytorch Geometric (Fey and Lenssen 2019). Thus, we repeat the PROTEINS and IMDB-B experiments 10 more times, and report their statistics in Table 5. We do not observe significant variations in performance for other datasets.

Parameter	PROTEINS	NCI1	NCI109	IMDB-B
Batch size	128	128	128	128
Dropout rate	0.0	0.0	0.0	0.4
Embedding dimension	16	32	64	16
Final READOUT	sum	sum	sum	sum
Initialization method	sum	sum	mean	sum
Jumping knowledge	None	None	Concatenation	None
Learning rate	0.005	0.0005	0.0005	0.001
Learning decay rate	0.6	0.2	0.4	0.2
Learning decay step	40	60	20	50
Maximum lifting dimension	2	7	3	2
# Layers in MLP <sub>proj</sub>	3	2	2	2
# Message-passing layers	3	2	7	4
# Layers in MLP <sub>↑</sub> and MLP <sub>B</sub>	1	1	1	1
# Layers in MLP <sub>UP</sub>	2	2	1	1
Path-level READOUT	sum	sum	sum	sum
Use co-boundaries	FALSE	FALSE	FALSE	FALSE

Table 3: Hyperparameter settings for TUDataset Benchmarks.

Parameter	ZINC	MOLHIV
Batch size	128	128
Embedding dimension	64	64
Final READOUT	sum	sum
Initialization method	sum	sum
Jumping knowledge	None	None
Learning rate scheduler	ReduceLRonPlateau	None
Learning rate	0.001	0.0001
Learning decay rate	0.5	None
Learning decay patience	20	None
Maximum lifting dimension	7	2
# Layers in MLP <sub>proj</sub>	2	2
# Message-passing layers	4	1
# Layers in MLP <sub>↑</sub> and MLP <sub>B</sub>	1	1
# Layers in MLP <sub>UP</sub>	2	2
# Layers in MLP <sub>M</sub>	1	1
Path-level READOUT	sum	mean
Use co-boundaries	TRUE	TRUE

Table 4: Hyperparameter settings for ZINC and MOLHIV.

## C.2 ZINC

ZINC dataset is introduced by (Sterling and Irwin 2015), which contains up to 250,000 molecular graphs. (Dwivedi et al. 2020) suggests splitting ZINC dataset into two benchmarks: ZINC-FULL, which contains all 250,000 molecular graphs, and ZINC, which is a subset of ZINC-FULL which contains 12,000 molecular graphs. On average, a graph may contain 2 or 3 rings, while the maximum number of rings that a graph may have is 21. Regarding ring size, a majority of rings have sizes of 5 or 6, and the max ring size is 18.

We lift graphs to the dimension of 7, and features of higher-dimensional  $p$ -paths are computed in the same manner as established in TUDataset Benchmarks. For this dataset, we use hyperparameters reported by (Bodnar et al. 2022), with an exception that the embedding dimension is reduced to 64. Table 4 reports detailed hyperparameter settings.

We also evaluate the effectiveness of higher orders on performance. Table 6 demonstrates the monotonic increase in performance on the validation and test sets of ZINC dataset, while fixing number of message-passing layers to 4.

	PROTEINS	IMDB-B
Mean	77.72	75.37
Std	0.43	0.57
Min	77.2	74.7
Max	78.8	76.6

Table 5: Statistics of 10 runs of 10-fold experiments on PROTEINS and IMDB-B.

Dimension	Validation	Test
2	0.172 ± 0.010	0.160 ± 0.009
3	0.165 ± 0.007	0.151 ± 0.010
4	0.164 ± 0.008	0.146 ± 0.008
5	0.163 ± 0.010	0.146 ± 0.008
6	0.146 ± 0.016	0.120 ± 0.010
7	0.127 ± 0.009	0.096 ± 0.006

Table 6: Performance on Validation and Test Sets of ZINC (with edge features) by varying the maximum lifting dimension.

## C.3 OGBG-MOLHIV

In this experiment, we lift graphs to the dimension of 2, and features of higher-dimensional  $p$ -paths are populated similarly as in TUDataset Benchmarks and ZINC. Table 4 reports detailed hyperparameter settings.

## C.4 Strongly Regular Graphs

The original SRG data is publicly available<sup>1</sup>. For the SRG experiment, we compute the Euclidean distance between final representations of graphs after feeding them through PIN, and if the distance is below a pre-defined threshold  $\epsilon$ , we conclude that the model cannot determine if two graphs are non-isomorphic. In order to mimic the behavior of the PWL test, we leverage PIN with randomly initialized weights. Then, we feed-forward SRGs without back-propagation and compare the distance between embeddings of those graphs. Similar to (Bodnar et al. 2021, 2022; Bouritsas et al. 2021), we consider a pair of graphs indistinguishable if their distance is below  $\epsilon = 0.01$ . We follow the same protocol outlined in (Bodnar et al. 2022); the only difference is that our final embedding vector has a length of 32. A thing to note in this experiment is the time required to lift graphs in SR(35,16,6,8) is substantially expensive. Table 9 and Table 10 document detailed statistics for the SRG experiments demonstrated in Figure 4.

All of the above experiments are conducted on the workstation with Intel<sup>®</sup> Core<sup>™</sup> i9-9820X CPU @ 3.30GHz and NVIDIA<sup>®</sup> TITAN RTX<sup>™</sup>. The experiments share the same architecture, in which batch size is 8, hidden embeddings have dimension of 16, number of layers in MLP<sub>UP</sub> is 1, number of layers in MLP<sub>B</sub> and MLP<sub>↑</sub> is 1, number of layers in MLP<sub>M</sub> is 1, number of layers in MLP<sub>proj</sub> is 2, and non-linearity is ELU (Clevert, Unterthiner, and Hochreiter

<sup>1</sup><http://users.cecs.anu.edu.au/~bdm/data/graphs.html>

Model	ZINC			NCI1	NCI109	MOLHIV
	Training	Validation	Test			
CIN(6-IC)	8.28 ± 0.26	1.14 ± 0.17	1.08 ± 0.21	3.55 ± 0.12	3.59 ± 0.16	32.98 ± 1.02
PIN(2)	8.19 ± 0.29	1.08 ± 0.22	1.15 ± 0.24	3.55 ± 0.11	3.58 ± 0.19	33.51 ± 0.95
PIN(4)	12.66 ± 0.43	1.47 ± 0.31	1.46 ± 0.32	6.34 ± 0.17	6.45 ± 0.16	54.57 ± 1.84
PIN(6)	18.95 ± 0.48	2.04 ± 0.37	2.07 ± 0.37	12.58 ± 0.29	12.88 ± 0.32	95.36 ± 1.18

Table 7: Time (in seconds) to lift graphs.

Model	ZINC		NCI1		NCI109		MOLHIV	
	Training	Inference	Training	Inference	Training	Inference	Training	Inference
CIN(6-IC)	3.46 ± 0.08	0.17 ± 0.01	1.12 ± 0.06	0.08 ± 0.01	1.15 ± 0.07	0.07 ± 0.01	12.26 ± 0.20	0.71 ± 0.01
PIN(2)	3.44 ± 0.10	0.17 ± 0.01	1.18 ± 0.07	0.07 ± 0.01	1.25 ± 0.05	0.07 ± 0.01	13.12 ± 0.21	0.77 ± 0.01
PIN(4)	6.30 ± 0.20	0.34 ± 0.02	2.10 ± 0.10	0.13 ± 0.00	2.12 ± 0.06	0.14 ± 0.01	22.11 ± 0.45	1.49 ± 0.02
PIN(6)	9.09 ± 0.20	0.51 ± 0.01	2.99 ± 0.10	0.20 ± 0.01	3.07 ± 0.08	0.21 ± 0.03	31.89 ± 0.30	2.26 ± 0.02

Table 8: Time (in seconds) to train 1 epoch and perform inference on validation sets.

2016). Higher-order features are populated by summation of features on the boundary.

## D Computational Analysis

From a theoretical perspective, the task of enumerating all paths of length  $k$  in a graph comprising  $n$  nodes presents a worst-case time complexity of  $\mathcal{O}(n^k)$ . However, we found that NCI1, NCI109, ZINC, and MOLHIV can be lifted to higher dimensions without incurring significant computational overhead. In this experiment, we lift graphs 10 times, and then compute the statistics of each lifting transformation. Table 7 reports total time required to lift graphs to a certain dimension for each of the above datasets.

In relation to the message-passing operation, as number of paths increases exponentially, time required for message aggregation also increases. While an efficient parallel computing implementation for higher-order message-passing are proposed by (Bodnar et al. 2021, 2022) using tools such as Pytorch Geometric (Fey and Lenssen 2019) and Pytorch (Paszke et al. 2019), message-passing still depends on the number of  $p$ -paths for each dimension. Similar to the above experiment, we compute the mean elapsed time per epoch, while for inference, we calculate the average time taken for inference on validation sets, over 10 runs. Table 8 reports time taken for each iteration of training and inference on different datasets.

All of the above experiments are conducted on the workstation with Intel<sup>®</sup> Core<sup>™</sup> i9-9820X CPU @ 3.30GHz and NVIDIA<sup>®</sup> TITAN RTX<sup>™</sup>. The experiments share the same architecture, in which batch size is 128, hidden embeddings have dimension of 32, number of message-passing layers is 2, number of layers in  $\text{MLP}_{\text{UP}}$  is 1, number of layers in  $\text{MLP}_{\mathcal{B}}$  and  $\text{MLP}_{\uparrow}$  is 2, number of layers in  $\text{MLP}_{\text{M}}$  is 1 (applicable for ZINC and MOLHIV only), and number of layers in  $\text{MLP}_{\text{proj}}$  is 2.

## E Other resources

We leverage GPT-4 by OpenAI (OpenAI 2022) as an assistive writing tool in the development of this paper. We use WandB (Biewald 2020) to keep track of research experiments and perform hyperparameter searches.



3 Layers		Model			4 Layers		Model		
		CWN(4-IC)	CWN(5-IC)	PCN(3)			CWN(4-IC)	CWN(5-IC)	PCN(3)
SR(16,6,2,2)	Mean	0	0	0	SR(16,6,2,2)	Mean	0	0	0
	Std	0	0	0		Std	0	0	0
	Min	0	0	0		Min	0	0	0
	Max	0	0	0		Max	0	0	0
SR(25,12,5,6)	Mean	0	0	0.00286	SR(25,12,5,6)	Mean	0	0	0
	Std	0	0	0.00086		Std	0	0	0
	Min	0	0	0		Min	0	0	0
	Max	0	0	0.02857		Max	0	0	0
SR(26,10,3,4)	Mean	0.04444	0	0.02444	SR(26,10,3,4)	Mean	0.04222	0	0.00667
	Std	0	0	0.0012		Std	0.00067	0	0.00102
	Min	0.04444	0	0		Min	0.02222	0	0
	Max	0.04444	0	0.04444		Max	0.04444	0	0.02222
SR(28,12,6,4)	Mean	0	0	0	SR(28,12,6,4)	Mean	0	0	0
	Std	0	0	0		Std	0	0	0
	Min	0	0	0		Min	0	0	0
	Max	0	0	0		Max	0	0	0
SR(29,14,6,7)	Mean	0	0	0.00037	SR(29,14,6,7)	Mean	0	0	0
	Std	0	0	0.00011		Std	0	0	0
	Min	0	0	0		Min	0	0	0
	Max	0	0	0.00366		Max	0	0	0
SR(35,16,6,8)	Mean	1.55E-06	0	1.07E-05	SR(35,16,6,8)	Mean	5.39E-08	0	1.71E-06
	Std	1.69E-07	0	5.74E-07		Std	6.60E-09	0	2.97E-07
	Min	4.04E-07	0	3.37E-06		Min	0	0	0
	Max	6.46E-06	0	1.94E-05		Max	1.35E-07	0	1.05E-05
SR(35,18,9,9)	Mean	0	0	6.24E-05	SR(35,18,9,9)	Mean	0	0	0
	Std	0	0	3.98E-06		Std	0	0	0
	Min	0	0	0		Min	0	0	0
	Max	0	0	0.00012		Max	0	0	0
SR(36,14,4,6)	Mean	0.01906	0	0.00096	SR(36,14,4,6)	Mean	0.01147	0	0.0002
	Std	2.83E-05	0	6.12E-05		Std	0.00025	0	2.91E-05
	Min	0.01844	0	6.21E-05		Min	0.00931	0	0
	Max	0.01962	0	0.00217		Max	0.01887	0	0.00099
SR(40,12,2,4)	Mean	0.01642	0.00529	0.02407	SR(40,12,2,4)	Mean	0.01085	0.00529	0.00688
	Std	0.00023	0	0.00211		Std	0.00028	0	0.00021
	Min	0.01058	0.00529	0.00529		Min	0.00794	0.00529	0.00529
	Max	0.01852	0.00529	0.08201		Max	0.01587	0.00529	0.01058

Table 9: Detailed statistics of the SRG experiments (3 message-passing layers and 4 message-passing layers)

5 Layers		Model			6 Layers		Model		
		CWN(4-IC)	CWN(5-IC)	PCN(3)			CWN(4-IC)	CWN(5-IC)	PCN(3)
SR(16,6,2,2)	Mean	0	0	0	SR(16,6,2,2)	Mean	0	0	0
	Std	0	0	0		Std	0	0	0
	Min	0	0	0		Min	0	0	0
	Max	0	0	0		Max	0	0	0
SR(25,12,5,6)	Mean	0	0	0	SR(25,12,5,6)	Mean	0	0	0
	Std	0	0	0		Std	0	0	0
	Min	0	0	0		Min	0	0	0
	Max	0	0	0		Max	0	0	0
SR(26,10,3,4)	Mean	0.02667	0	0	SR(26,10,3,4)	Mean	0.02222	0	0
	Std	0.00089	0	0		Std	0	0	0
	Min	0.02222	0	0		Min	0.02222	0	0
	Max	0.04444	0	0		Max	0.02222	0	0
SR(28,12,6,4)	Mean	0	0	0	SR(28,12,6,4)	Mean	0	0	0
	Std	0	0	0		Std	0	0	0
	Min	0	0	0		Min	0	0	0
	Max	0	0	0		Max	0	0	0
SR(29,14,6,7)	Mean	0	0	0	SR(29,14,6,7)	Mean	0	0	0
	Std	0	0	0		Std	0	0	0
	Min	0	0	0		Min	0	0	0
	Max	0	0	0		Max	0	0	0
SR(35,16,6,8)	Mean	0	0	5.39E-08	SR(35,16,6,8)	Mean	0	0	0
	Std	0	0	8.93E-09		Std	0	0	0
	Min	0	0	0		Min	0	0	0
	Max	0	0	2.69E-07		Max	0	0	0
SR(35,18,9,9)	Mean	0	0	0	SR(35,18,9,9)	Mean	0	0	0
	Std	0	0	0		Std	0	0	0
	Min	0	0	0		Min	0	0	0
	Max	0	0	0		Max	0	0	0
SR(36,14,4,6)	Mean	0.00943	0	4.97E-05	SR(36,14,4,6)	Mean	0.00865	0	3.10E-05
	Std	7.80E-05	0	7.75E-06		Std	4.07E-05	0	3.10E-06
	Min	0.00801	0	0		Min	0.00788	0	0
	Max	0.01105	0	0.00025		Max	0.00906	0	6.21E-05
SR(40,12,2,4)	Mean	0.01085	0.00529	0.00556	SR(40,12,2,4)	Mean	0.00926	0.00529	0.00503
	Std	0.00019	0	7.94E-05		Std	0.00013	0	7.94E-05
	Min	0.00794	0.00529	0.00529		Min	0.00794	0.00529	0.00265
	Max	0.01587	0.00529	0.00794		Max	0.01058	0.00529	0.00529

Table 10: Detailed statistics of the SRG experiments (5 message-passing layers and 6 message-passing layers)