

A Uniform Representation of Classical and Quantum Source Code for Static Code Analysis

^{1st} Maximilian Kaul

Fraunhofer AISEC

Garching, Germany

maximilian.kaul@aisec.fraunhofer.de

^{2nd} Alexander Kuechler

Fraunhofer AISEC

Garching, Germany

alexander.kuechler@aisec.fraunhofer.de

^{3rd} Christian Banse

Fraunhofer AISEC

Garching, Germany

christian.banse@aisec.fraunhofer.de

Abstract—The emergence of quantum computing raises the question of how to identify (security-relevant) programming errors during development. However, current static code analysis tools fail to model information specific to quantum computing. In this paper, we identify this information and propose to extend classical code analysis tools accordingly. Among such tools, we identify the *Code Property Graph* to be very well suited for this task as it can be easily extended with quantum computing specific information. For our proof of concept, we implemented a tool which includes information from the quantum world in the graph and demonstrate its ability to analyze source code written in *Qiskit* and *OpenQASM*. Our tool brings together the information from the classical and quantum world, enabling analysis across both domains. By combining all relevant information into a single detailed analysis, this powerful tool can facilitate tackling future quantum source code analysis challenges.

Index Terms—static code analysis, software security, quantum code property graph, quantum source code analysis

I. INTRODUCTION

In recent years, quantum computing started to gain relevance in research and the first real-world implementations of quantum computers have been proposed by industry [1], [2]. Since quantum computing is a fairly new paradigm and developers still need to adjust to the way quantum programs work, one can expect an increasing number of implementations to be error-prone or even vulnerable.

This calls for the need to ensure the quality, safety and security of upcoming quantum programs, e.g. mandated by the “Talavera Manifesto” [3]. Piattini et al. [4] formulate that security and privacy by design and the quality of quantum software are key aspects of Quantum Software Engineering. While researchers proposed numerous program analysis techniques for the security and safety of classical computer programs for decades, there is a distinct lack of methodologies to analyze quantum computing code. Currently, quantum programs consist of a classical part and a quantum part. This requires an analysis across the boundaries of the two worlds, as proposed by Valenica et al. [5].

©2023 IEEE. Personal use of this material is permitted. Permission from IEEE must be obtained for all other uses, in any current or future media, including reprinting/republishing this material for advertising or promotional purposes, creating new collective works, for resale or redistribution to servers or lists, or reuse of any copyrighted component of this work in other works.

This research is supported by the Bavarian Ministry of Economic Affairs, Regional Development and Energy with funds from the Hightech Agenda Bayern.

However, due to the early stage of development, neither the bugs and security implications nor the platform technologies of future quantum computing programs can be completely foreseen. Therefore, a generalized approach to the analysis of quantum programs, as well as their interface to the classical parts is needed. This approach must be independent of the actual quantum programming language, since the popularity of languages might change in the future, and needs to offer an extensible way to perform analysis tasks for problems which might not yet be known.

In this paper, we propose a static code analysis technique which can be applied to both quantum and classical programs. We believe that an analysis platform for quantum programs should allow maximal flexibility with a minimal loss of information. One such technique is the so-called *Code Property Graph* (CPG) [6], a language-independent graph model combining multiple graphs used in static code analysis. We extend this concept to quantum computing programs by modeling the memory and operations as well as dependencies between the qubits or quantum registers. We also bridge the boundary between the classical and quantum parts of the program. In summary, our contributions are as follows:

- We propose a static program analysis technique which spans the classical and quantum parts. Our prototype implementation¹ can analyze Qiskit and OpenQASM.
- We iterate different use-cases for bugs in quantum computing programs and present graph queries to identify them using our prototype. Lastly, we show the calculation of complexity metrics using our approach.

II. BACKGROUND

In this section, we present the necessary background on code analysis and quantum programming.

A. Code Property Graphs

A CPG builds upon previous graph-based program analysis techniques which use graph traversals to analyze the code. Yamaguchi et al. [6] combine multiple graphs such as the Abstract Syntax Tree (AST), Program-dependence Graph (PDG) and Control-flow Graph (CFG) into a single supergraph. Since then, numerous frameworks have been proposed by security

¹<https://github.com/Fraunhofer-AISEC/cpg/tree/quantum-cpg>

analysts, e.g., the open-source project *cpg* [7]. We chose this implementation since it is extensible and provides the ability to analyze Python code which is prevalent in current quantum computing frameworks. The translation of code is split into so-called *language frontends* which transfer the source code to the CPG’s AST representation and *passes* which enrich the CPG with more information like Data-flow Graph (DFG) and Evaluation Order Graph (EOG) edges, among others.

B. Quantum Programming Languages

1) *Qiskit*: Qiskit [8] is a popular open-source development framework for quantum programs implemented in Python. It offers its users a domain-specific language (DSL) to create quantum circuits. The circuit is generated as a Python object, the qubits are represented as indices and the gates are methods called on the circuit and receiving the qubits. The API is designed to allow interactions between the quantum computing code and the classical code (see Listing 1).

```

circuit = QuantumCircuit(1, 1)          1
circuit.h(0)                            2
circuit.measure([0], [0])              3
compiled = transpile(circuit, simulator) 4
job = simulator.run(compiled, shots=1000) 5
result = job.result() # Fetch the results 6
counts = result.get_counts(compiled)    7

```

Code Listing 1. A simple code snippet in Qiskit which defines a quantum circuit where a Hadamard-gate (Line 2) is applied to qubit 0 and the result is measured to classical bit 0. The circuit is executed 1000 times.

2) *OpenQASM*: OpenQASM [9] is a low-level language for quantum computers. The language features many concepts of classical computing like branching, comparisons, function calls and classical types. OpenQASM extends this with quantum computing features by adding specialized types, qubits, quantum gates, measurements and reset instructions. OpenQASM does not handle the execution of the program but only defines the code of the quantum service. Executing QASM code can e.g. be scheduled in Qiskit.

```

qreg q[1];                             1
creg c[1];                             2
h q[0];                                3
measure q[0] -> c[0];                  4

```

Code Listing 2. The same circuit as in Listing 1 but defined with OpenQASM.

C. Architecture of Quantum Programs

Quantum programs consist of multiple parts which interact with each other and which run on different machines. This impacts the design of quantum programs and lets us distinguish the following components as shown in Figure 1:

- The *local part* is run on the user’s local machine and follows the classical computing paradigms.
- The *remote part* runs in the datacenter operating the quantum computer. It performs classical computing but interacts with the quantum parts through built-in APIs.
- The *quantum part* is the code which is actually executed on the quantum computer hardware.

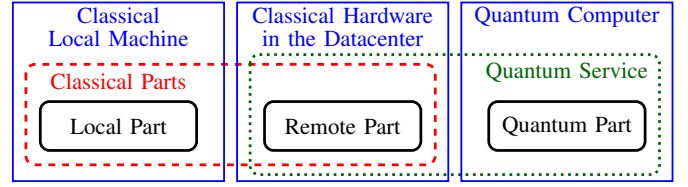


Figure 1. Our understanding of different components of quantum programs (in black) and the hardware on which they run (blue boxes).

- The *quantum service* embeds the remote classical part and the quantum part (i.e., it consists of the whole circuit including potential context switches).
- The *classical parts* of the program are all parts ran on classical hardware and include the local and remote part.

III. REQUIREMENTS

Based on the current state of development of the quantum computing ecosystem, we identified the following requirements for our analysis platform.

R1: Adaptability to Future Changes. As the technological stack of quantum computing is still in a relatively early stage of development, the platform should provide enough flexibility to respond to future changes, including new programming languages or software architectures. Access to existing information should not suffer from such changes. This requires a certain level of abstraction from current implementations.

R2: Considering Classical and Quantum Parts. Currently, quantum programs are developed as a mixture of classical and quantum parts where both parts interact with each other through well-defined interfaces. The way in which a quantum part is embedded in the classical part can provide interesting insights to an analyst and thus has to be modeled. If similar information is available in the classical and quantum parts of a program, it should be accessible through a common interface to simplify the usage of the analysis platform.

R3: Scalability. Current implementations of quantum programs are still limited with respect to the number of qubits or gates and have a moderate complexity. However, with the foreseeable advancements in the practicability of the technologies, the quantum circuits will get more complex. This, in turn, will require a highly scalable analysis platforms.

IV. DESIGN

We propose to model a quantum program as an extension of a CPG. We call this new quantum-related part of the graph Quantum Code Property Graph (QCPG). As the classical part of the CPG remains unchanged, we can keep existing analysis techniques. We believe that a CPG is a suitable representation as it can abstract from the actual code with a minimal loss of information. Additionally, the representation allows to extend the model with more information without the need to change established interfaces to the CPG. This makes the representation future-proof and allows responding to upcoming changes in the technological stack.

A. Extending the Graph Model

Our model extends the CPG, which has been designed to analyze classical software systems with semantic information related to quantum circuits. Similar to prior work which aims at extending UML diagrams [10], [11], we add concepts of *circuits*, *qubits*, *gates* and *measurements*. However, in contrast to the proposed extensions to UML profiles, we distinguish between different types of gates. Furthermore, we add the concept of classical bits. The classical bits are used to exchange data between the circuit and the classical parts of the program.

We model each of our concepts as a separate type of node in the graph. The nodes are connected to each other with edges which either represent an input to a gate (including its order), or that a qubit is measured to a classical bit. Overall, this results in a graph holding classical information and one holding the information related to quantum computing code.

Figure 2 shows a part of the graph derived from Listing 1. The dashed line depicts the border between classical programming (at the top) and the new quantum computing semantics.

B. Interactions between the Classical and Quantum Parts

Most current algorithms are implemented in a hybrid way, i.e., they consist of classical and quantum parts. The local part pre-processes data, interprets the results of the circuit and parametrizes and executes the circuit in a way to retrieve the desired results. This requires all parts to interact with each other through dedicated means. With the concept of classical bits, we already introduce the medium to exchange data between both parts of the program. Executing the circuit and passing data to or retrieving the result from a circuit's runs happens through a small set of well-known functions or operations. This makes it easy to identify such points where we add transitions from the QCPG to the classical CPG.

Similar to the classic CPG, we add DFG and EOG edges to our graph. This is shown by the red and blue edges in Figure 2. These edges flow across the classical-quantum boundary.

Recently, the term “dynamic circuits” has been used to include controlflow modifying code such as if-statements or loops into the languages used for quantum programming. Essentially, these instructions measure a qubit, make a branching decision and continue computing in the quantum part of the algorithm based on the condition. To account for such techniques, we add a branching node with the test condition and a branch statement to the QCPG. This ensures that we do not have to split the circuit and yet includes this controlflow in our graph. This emphasizes the relevance of an analysis pipeline which considers both parts of the program.

Table I summarizes all node types of the graph. As our extensions only add information to the original CPG, we can query the graph for the code related to the quantum service, while completely reusing existing queries for the classical part. Additionally, we can track dataflow across all parts of the code.

C. EOG

Once the quantum nodes have been created, we can (language-independently) add EOG edges. We achieve this by

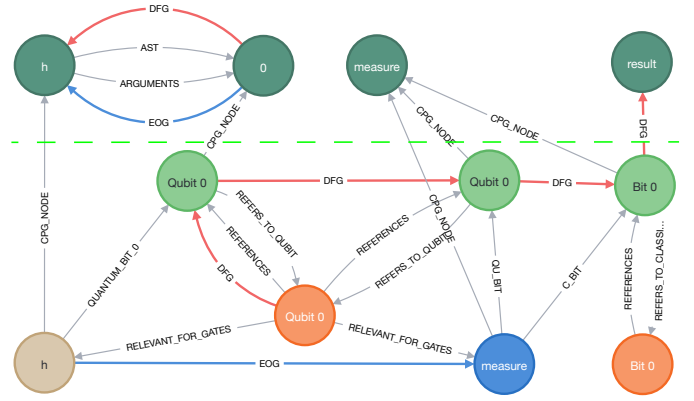


Figure 2. The (partial) CPG corresponding to Listing 1. The circuit is generated with nodes above the dashed green line (the classical CPG) in Qiskit’s Python DSL (dark green nodes). We add the semantic information and generate the QCPG which additionally contains the nodes below the dashed line. This graph consists of classical and quantum bits (orange nodes) and the usages of the bits (light green nodes). It also contains the Hadamard gate (beige node - Line 2), and the measurement (blue node - Line 3). The evaluation order and dataflow edges span both the classical and quantum parts of the program and let the parts interact with each other. I.e., the DFG edges show the dataflow to the call of `result()` after running the circuit.

Table I
NODE TYPES IN THE QUANTUM GRAPH

<i>QuantumCircuit</i>	Container for classical and quantum bits and one or more operations, which are executed remotely in the quantum computer or its quantum-classical-interface.
<i>QuantumGate</i>	A gate operation as part of the <i>QuantumCircuit</i> , for example a Hadamard gate (<i>QuantumGateH</i>).
<i>QuantumBit</i>	Declaration of a qubit inside a circuit.
<i>QuantumBitReference</i>	Reference to a <i>QuantumBit</i> .
<i>QuantumRegister</i>	A register spanning multiple <i>QuantumBits</i> .
<i>QuantumMeasure</i>	A single measurement from one <i>QuantumBit</i> to a <i>ClassicBit</i> . Multiple measurements are split up into separate nodes.
<i>ClassicBit</i>	Single piece of memory (1 bit) in the quantum-classic interface of a quantum computer.
<i>ClassicBitReference</i>	Reference to a <i>ClassicBit</i> .
<i>ClassicRegister</i>	A register spanning multiple <i>ClassicBits</i> .
<i>ClassicIf</i>	A control structure inside the quantum-classic interface, that operates on a measured <i>ClassicBit</i> and allows the dynamic execution of <i>QuantumGates</i> based on the comparison.

traversing the CPG for *circuit* declarations and then follow the operations on the circuit in order, adding EOG edges along the way. Control structures (*ClassicIf*, ...) are considered test-expression first, then the body. There is an EOG flow from the test-expression to the body (the test is *true*) and a flow to the next instruction (the test is *false*). Overall, the EOG is constructed similarly established as for classical programs.

D. DFG

The DFG depends on the EOG and is more interesting to construct. We keep the DFG out of the *QuantumGates*, as our operations make use of *QuantumBitReferences* instead of the *QuantumBits* directly. This enables us to track individual dataflows. Specifically, we first loop through all operations

and connect their *QuantumBitReferences* internally (i.e. we add a DFG from the control bit to the controlled bit for the CX gate). We then identify the first operation acting on each qubit and traverse the (potentially multiple) EOG edges from there, adding DFG edges along the way, thus connecting the operations with each other. Finally, we reconnect the classic CPG to the QCPG by connecting the *measure* instruction with the Qiskit *result* instruction (and subsequent bit sensitive access to it), thus providing dataflow edges from the quantum *ClassicBit* node back to the classic CPG node.

V. IMPLEMENTATION

We implemented this QCPG using the open source *cpg* library [7]. We summarize implementation details of the *language frontends* and *passes* which parse Qiskit and OpenQASM code and transfer the information into the graph model.

A. Parsing QC Code

As a first step, we extended the *cpg* with the ability to handle Qiskit and OpenQASM code. Qiskit easily translates to a classic CPG, as it is pure Python code. E.g., the instruction `qc.cx(0, 1)` translates to a *CallExpression* to the function `cx` receiving the integer parameters 0 and 1.

For OpenQASM, we implemented an OpenQASM v3 parser since we are not aware of any functional off-the-shelf implementation which provides us with an AST. Our parser translates the source code to the *cpg*'s version of the AST. Mapping the low-level instructions of OpenQASM to the high-level CPG representation is not straight-forward. Most interestingly, we map gate instructions to function calls. Arithmetic instructions and controlflow modifying instructions such as `if`-statements directly map to the classical CPG. For `reset` and `measure` instructions, we use *CallExpressions* just as in Qiskit.

B. Quantum Code Property Graph

The challenge is to add the extra semantic information (Section IV) to the graph. We implemented a pass adding the quantum nodes described in Table I to the classical CPG and thus generating the QCPG. The pass further connects the nodes of the classical and quantum parts of the resulting graph.

For Qiskit, we scan the CPG for variables which hold the return value of the method `QuantumCircuit`. This lets us create the *QuantumCircuit*, *QuantumBit* and *ClassicBit* nodes for our QCPG. We then traverse the CPG to collect all *CallExpressions* on the variable to find all operations and create the respective nodes (e.g., *QuantumGate*, *QuantumMeasure*, ...).

For the instruction `qc.h(0)` in Listing 1, this results in the following nodes in Figure 2:

- a *QuantumGateH* (beige node)
- a *QuantumBitReference* (light green node) connected to qubit 0 and the Hadamard gate
- a *QuantumBit* (orange node) connected to its references

This results in quantum nodes which are now enriched with EOG and DFG edges as described in Sections IV-C and IV-D.

VI. USAGE SCENARIOS

In this section, we demonstrate the effectiveness of our approach and illustrate the capabilities of our analysis platform. Due to the lack of large-scale datasets that contain security or programming errors, we tried to come up with potential programming errors and code smells and created example source code with these flaws in Qiskit and OpenQASM. Partially, these flaws are inspired by flaws usually found in classical computing and are adapted to their quantum counterparts. Other flaws originate from the distinct interfaces between the remote part and quantum part, as well as interactions with the final result provided by a quantum service to the local part of the code. Lastly, we also provide exemplary queries to calculate different complexity metrics on our dataset.

```

a = 0; b = 1
# Create a quantum circuit with 4 qubits
circuit = QuantumCircuit(4, 4)
# Initialize qubits with local part values
circuit.initialize(str(a), 0)
circuit.initialize(str(a), 1)
circuit.initialize(str(b), 2)
circuit.initialize(str(b), 3)
# Different quantum operations
circuit.h(0); circuit.h(3)
circuit.cx(1, 0)
circuit.measure([2], [2])
circuit.x(1).c_if(2, 0)
circuit.measure([1,3], [1,3])
# Run job on target (hardware or simulator)
cc = transpile(circuit, target)
job = target.run(cc, shots=1000)
# Grab results from the job
result = job.result()
counts = result.get_counts(cc)
# Evaluate results back in local part
for bitstring in counts:
    c0 = int(bitstring[-0-1])
    c1 = int(bitstring[-1-1])
    c2 = int(bitstring[-2-1])
    c3 = int(bitstring[-3-1])
    # Execute code based on a decision
    # of a measured bit for every result
    if c2 == 1:
        do_something_complex()

```

Code Listing 3. Listing for `complex.py`. In Line 1, two variables representing individual bits are defined. These are then used to initialize the state vector of different qubits (Line 5-8). Lines 10-14 represent several quantum operations, such as gate operations and measurements. See Figure 3 for a visualization of these operations. Lines 16-17 contain code that executes the quantum code (either on hardware or a simulator) and Lines 19-20 fetch the result from the quantum service to a local variable. The local result is then split back into individual bits in Lines 23-26. Finally, a (local) code execution decision is made based on one measured bit in Lines 29-30.

Listing 3 shows an example Qiskit source code which demonstrates the interaction between the quantum service and the local part of the program.

A. Queries to find programming errors

In order to find patterns that correspond to programming errors or code smells, we analyzed the source code in Listing 3 using our prototype and stored the resulting graph in a Neo4J graph database. In the following, we discuss several graph queries to find the following patterns.

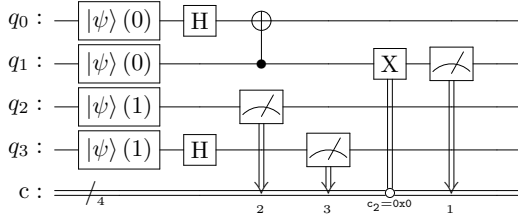


Figure 3. The quantum circuit contained in Listing 3.

1) **SUPERFLUOUS_OPERATION**: *Quantum gate does not affect measurement*: In this scenario we are interested in quantum operations, e.g., gates, that affect qubits, but those qubit are not measured or do not affect other qubits which are measured. This makes the original gate operation superfluous and can be regarded as a programming error.

```
MATCH p=(QuantumGate)-->(r:QuantumBitReference)
WHERE NOT EXISTS{(r)-[:DFG*]->(:QuantumBitReference)
<-[:QU_BIT]-(:QuantumMeasure)}
```

 RETURN p

Code Listing 4. Cypher query to find superfluous operations by identifying *QuantumBitReferences* which do not have a dataflow to a *QuantumMeasure*.

Listing 4 shows a possible Cypher (a query language for Neo4j graph databases) query to find such gate operations. Specifically, we look for *QuantumGate* nodes that do not have a dataflow from any of their qubit arguments to a *QuantumMeasure* node. Given the circuit in Figure 3, the query returns that gates *H* and *CX* operating on q_0 and q_1 are ineffective on the result. While the *CX* gate does have a dataflow towards q_0 (its target qubit), the state vector of q_1 (its control qubit) is not changed and is measured in its initial state. Most likely the developer of this circuit made a mistake in switching control and target qubit of the *CX* operation or mistakenly measured q_1 instead of q_0 .

2) **CONSTANT_CLASSIC_BIT**: *A bit is measured but has not been transformed*: Besides not measuring q_0 , the circuit in Figure 3 contains another potential bug because it measures q_2 which has never been changed. This leads to an almost constant value for this bit which does not carry much information but only increases the complexity of the circuit. The query in Listing 5 identifies such patterns.

```
MATCH p=(QuantumBit)-[:DFG]->(:QuantumBitReference)
-[:DFG]->(:ClassicBitReference)
```

 RETURN p

Code Listing 5. Cypher query to find nearly constant measured qubits – characterized by a direct dataflow from a *QuantumBitReference* to a *ClassicBitReference* without any other dataflow edges in between.

3) **CONSTANT_CONDITION**: *The condition of a classic-if always evaluates to 'true' or 'false'*: This scenario is an extension of the **CONSTANT_CLASSIC_BIT** use-case. Recently, quantum computing frameworks added the ability to include if statements in the quantum code. This statement measures a qubit, compares it to another value (in the classic part of the quantum service) and executes different branches based on this result (in the quantum part). However, if the qubit to measure has not been transformed by any operations (e.g., gates), it results in a nearly constant evaluation. This indicates either missing transformations in the circuit or, if the respective qubit

is explicitly set as an input variable, that the circuit should be split into distinct ones which are executed depending on the classic variable which is used to initialize the qubit. Once we execute the query in Listing 6, we can determine that the *ClassicIf* only depends on c_2 which is measured on q_2 , but has no operations affecting it (see previous scenario).

```
MATCH p=(a:ClassicIf)-[:CONDITION]->()-[:LHS]->
(r:ClassicBitReference) WHERE NOT EXISTS {
(r)<-[:DFG*3..]-(:QuantumBit)
AND NOT EXISTS {(r)<-[:DFG*]-(:QuantumBit)
-[:RELEVANT_FOR_GATES]-(:QuantumGate)}
```

 RETURN p

Code Listing 6. Cypher query to find nearly constant conditions by identifying *ClassicIf* nodes which depend on bits that are not modified by gates.

4) **RESULT_BIT_NOT_USED**: *Single bit measured but not used locally*: This scenario builds upon the observation that the result returned by the Qiskit framework has to be decomposed and interpreted by the user. We assume that this happens by accessing individual classic bits c_X which are contained in the key of the result dictionary. In this case, if a user does not access one of the c_X which are measured in the circuit, there might be a misfit between the circuit and its usage in the program. We can simulate this by commenting out one of the Lines 23-26 in Listing 3. This means that the measure and the preceding operations are irrelevant to the further outcome of the program and it might be worth optimizing the circuit. Listing 7 shows a cypher query which detects such issues. This use-case illustrates the need for an analysis across both parts of the program.

```
MATCH p=(r:ClassicBitReference)<-[:C_BIT]-
(:QuantumMeasure) WHERE NOT EXISTS {(r)-[:DFG]
->(:ArraySubscriptionExpression)}
```

 RETURN p

Code Listing 7. Cypher query to find unused result bits; they are unused if they the respective index is not accessed in the final bitstring result array.

5) **CONSTANT_RESULT_BIT**: *Result bit is constant*: Building upon the previous dataflows, we can also detect if result bits are used, but contain classic bits that were not affected by operations in the quantum circuit. The query in Listing 8 traces the DFG from the local function *do_something_complex* (Line 30 in Listing 3) back to its origin in the quantum part. We can see that the execution is based on the contents of c_2 , which is measured on q_2 , but never changed by any gate operation. Its value is therefore still its original state 1, which was assigned by the local variable *b* in Line 7.

```
MATCH p=(c:CallExpression)<-[:E0G*]-(:IfStatement)
-[:DFG*]-(:ArraySubscriptionExpression)
<-[:DFG]-(:ClassicBitReference)
<-[:DFG*]-(:QuantumNode)
WHERE c.name = "do_something_complex"
```

 RETURN p

Code Listing 8. Query to trace back the execution of a *CallExpression* to an *IfStatement*, and then finding the source of the dataflow to that statement.

B. Complexity Metrics

Cruz et al. [12] presented several metrics to compare the complexity of quantum circuits. We model these metrics as queries (see Listing 9) to fetch complexity information about a circuit automatically. This even works independently of the actual quantum programming language used.

```

MATCH (q:QuantumBit) RETURN COUNT(q) AS value,
"Width" AS key UNION
MATCH (p:QuantumGate)<-[[:RELEVANT_FOR_GATES]]->(b:
QuantumBit) RETURN COUNT(p) AS value,
"Depth" AS key ORDER BY value DESC LIMIT 1 UNION
MATCH (p:QuantumGate) RETURN COUNT(p) AS value,
"NoGates" AS key UNION
MATCH (p:QuantumGateX) RETURN COUNT(p) AS value,
"NoP-X" AS key UNION
MATCH (p:QuantumGateY) RETURN COUNT(p) AS value,
"NoP-Y" AS key UNION
MATCH (p:QuantumGateZ) RETURN COUNT(p) AS value,
"NoP-Z" AS key UNION
MATCH (p:QuantumPauliGate) RETURN COUNT(p) AS value,
"TN0-P" AS key UNION
MATCH (p:QuantumGateH) RETURN COUNT(p) AS value,
"NoH" AS key UNION
MATCH (q:QuantumBit)-[:DFG]->(:QuantumBitReference)
<-[:QUANTUM_BIT_0]-(:QuantumGateH)
WITH COUNT(q) AS countH
MATCH (b:QuantumBit) WITH COUNT(b) AS total, countH
RETURN countH*1.0/total AS value, "%"

```

Code Listing 9. Query to calculate a subset of the metrics proposed in [12].

VII. RELATED WORK

Prior work aims to model quantum circuits or quantum programs. Jiménez et al. [13] generate a Knowledge Discovery Metamodel from Q# code and transfer it to a quantum computing-specific extension of the UML representation [11]. Similarly, other research [10], [14] proposes to model quantum programs in UML graphs. Burgholzer et al. [15] aim to extract blocks with similar behavior from quantum circuit to ease further analysis. Qiskit itself provides a tool to visualize quantum circuits but neither allows for automated analysis on the generated images nor encodes the connection to the local part. All these models are unsuitable for an automated analysis.

Other research models quantum programs as finite state machines [16]–[18], via abstract interpretation [19] or aim to apply SAT solving to some classes of quantum circuits [20]. These works require a specialized encoding of the quantum circuits which, in many cases is limited in terms of scalability [21] and generalizability [20]. Gheorghiu et al. [22] summarize techniques which aim at verifying quantum programs. However, researchers found that many bugs in quantum programs originate from the boundary between the classical and quantum parts and from the quantum computing frameworks [23], [24].

Cruz-Lemus et al. [12] propose a set of metrics for quantum circuits. We showed that our tool can automatically measure these metrics for a quantum program. Another branch of research aims to measure the maximal complexity of a circuit which can be executed on a given quantum computer [25]–[29]. Our tool could automatically calculate these metrics which allows an analyst to compare it with the achievable values of the hardware to identify potential problems with the decoherence. Yet other researchers aim at describing the errors of individual gates [30], [31] on a physical level. Zhao [32] provides an overview over these metrics, bug types, and analyses of quantum programs. While these metrics can help to identify potentially error-prone quantum circuits, prior work

Table II
COMPARISON OF EXISTING TOOLS WITH OUR APPROACH

	Qiskit	UML models	CPG	Our approach
Quantum parts	✓	✓	✗	✓
Classical parts	✗	✓	✓	✓
Superfluous Operation	✓	✗	✗	✓
Constant Classic Bit	✗	✗	✗	✓
Constant Condition	✗	✗	✗	✓
Result Bit Not Used	✗	✗	✓	✓
Constant Result Bit	✗	✗	✗	✓
Complexity metrics	✗	✗	✗	✓

does not allow users to automatically measure these metrics and furthermore they do not account for hybrid concepts.

Code Property Graphs. A wide range of works focuses on applying CPGs to different programming languages [6], [7], [33], low-level code representations or binaries [34], [35], Java bytecode [36], [37] or even cloud applications [38]. Furthermore, a wide range of research uses these tools to analyze the security of classical programs e.g. by graph queries [39], by applying machine learning techniques [40], [41] or by extracting privacy properties from the graphs [42]. However, none of these works can be used to model quantum programs as they lack support for the frameworks and do not model any specifics of these programs. We extend the concept by adding more information which is not available in classical programs and furthermore connect both parts.

VIII. DISCUSSION AND FUTURE WORK

We revisit the requirements from Section III, discuss limitations of our tool and summarize future research directions.

Requirements. The requirements **R1** and **R3** are inherently met by using a CPG as analysis platform as they scale well even for large code bases (**R3**) and provide a language-independent code representation which can be easily extended (**R1**). Our solution combines the existing CPG with new quantum nodes in the QCPG. It keeps the interface consistent across all parts, thus enabling a cross-domain analysis (**R2**).

Limitations. The usage scenarios discussed in Section VI describe an initial set of problems. However, we believe that the scientific community will identify more errors in quantum programs once the technology is more established. These problems can be modeled as a query to our graph. At the same time, the identified scenarios may not fit all usages of quantum algorithms. Due to the lack of an extensive set of test programs, our experiments are limited to only few examples.

Future work. Future work can support more quantum programming languages, improve the level of detail for dataflows and introduce the concept of parallel execution into the EOG. Once novel error types are identified, new queries should be developed to identify them. Furthermore, including hardware-dependent information into the QCPG is left to future work.

IX. CONCLUSION

We propose a method to analyze quantum and classical computing code in a unified representation. By adding quan-

tum specific nodes and edges, we enable analysis of the entire program without hindering existing analyses of the local part of the program. We further propose an initial set of analyses detecting potential programming errors, following dataflows or calculating complexity metrics of quantum programs.

REFERENCES

- [1] IBM. Quantum-centric supercomputing: The next wave of computing. [Online]. Available: <https://research.ibm.com/blog/next-wave-quantum-centric-supercomputing>
- [2] F. Arute *et al.*, “Quantum supremacy using a programmable superconducting processor,” *Nature*, vol. 574, no. 7779, pp. 505–510, 2019.
- [3] M. Piattini, G. Peterssen, R. Pérez-Castillo, J. L. Hevia, M. A. Serrano, G. Hernández, I. G. R. de Guzmán, C. A. Paradela, M. Polo, E. Murina *et al.*, “The talavera manifesto for quantum software engineering and programming,” in *QANSWER*, 2020, pp. 1–5.
- [4] M. Piattini, G. Peterssen, and R. Pérez-Castillo, “Quantum computing: A new software engineering golden age,” *SIGSOFT Softw. Eng. Notes*, vol. 45, no. 3, pp. 12–14, jul 2020.
- [5] D. Valencia, J. Garcia-Alonso, J. Rojo, E. Moguel, J. Berrocal, and J. M. Murillo, “Hybrid classical-quantum software services systems: Exploration of the rough edges,” in *Quality of Information and Communications Technology (QUATIC)*, A. C. R. Paiva, A. R. Cavalli, P. Ventura Martins, and R. Pérez-Castillo, Eds., 2021.
- [6] F. Yamaguchi, N. Golde, D. Arp, and K. Rieck, “Modeling and discovering vulnerabilities with code property graphs,” in *IEEE Symposium on Security and Privacy (S&P)*, 2014.
- [7] K. Weiss and C. Banse, “A language-independent analysis platform for source code,” 2022.
- [8] Qiskit contributors, “Qiskit: An open-source framework for quantum computing,” 2023.
- [9] A. Cross, A. Javadi-Abhari, T. Alexander, N. D. Beaudrap, L. S. Bishop, S. Heide, C. A. Ryan, P. Sivarajah, J. Smolin, J. M. Gambetta, and B. R. Johnson, “OpenQASM 3: A broader and deeper quantum assembly language,” *ACM Transactions on Quantum Computing*, vol. 3, no. 3, pp. 1–50, sep 2022.
- [10] R. Pérez-Castillo, L. Jiménez-Navajas, and M. Piattini, “Modelling quantum circuits with uml,” in *IEEE/ACM International Workshop on Quantum Software Engineering (Q-SE)*, 2021.
- [11] L. Jiménez-Navajas, R. Pérez-Castillo, and M. Piattini, “Kdm to uml model transformation for quantum software modernization,” in *Quality of Information and Communications Technology (QUATIC)*, A. C. R. Paiva, A. R. Cavalli, P. Ventura Martins, and R. Pérez-Castillo, Eds., 2021.
- [12] J. A. Cruz-Lemus, L. A. Marcelo, and M. Piattini, “Towards a set of metrics for quantum circuits understandability,” in *Quality of Information and Communications Technology (QUATIC)*, A. C. R. Paiva, A. R. Cavalli, P. Ventura Martins, and R. Pérez-Castillo, Eds., 2021.
- [13] L. Jiménez-Navajas, R. Pérez-Castillo, and M. Piattini, “Reverse engineering of quantum programs toward kdm models,” in *Quality of Information and Communications Technology (QUATIC)*, M. Shepperd, F. Brito e Abreu, A. Rodrigues da Silva, and R. Pérez-Castillo, Eds., 2020.
- [14] C. A. Pérez-Delgado and H. G. Perez-Gonzalez, “Towards a quantum software modeling language,” in *Proceedings of the IEEE/ACM 42nd International Conference on Software Engineering Workshops*, 2020.
- [15] L. Burgholzer, R. Raymond, I. Sengupta, and R. Wille, “Efficient construction of functional representations for quantum algorithms,” in *Reversible Computation*, 2021.
- [16] C. Moore and J. P. Crutchfield, “Quantum automata and quantum grammars,” *Theoretical Computer Science*, vol. 237, no. 1, pp. 275–306, 2000.
- [17] A. C. Say and A. Yakaryılmaz, *Quantum Finite Automata: A Modern Introduction*. Springer, 2014, pp. 208–222.
- [18] Y. Tian, T. Feng, M. Luo, S. Zheng, and X. Zhou, “Experimental demonstration of quantum finite automaton,” *npj Quantum Information*, vol. 5, no. 1, 2019.
- [19] N. Yu and J. Palsberg, “Quantum abstract interpretation,” in *ACM SIGPLAN Conference on Programming Language Design and Implementation (PLDI)*, 2021.
- [20] L. Berent, L. Burgholzer, and R. Wille, “Towards a sat encoding for quantum circuits: A journey from classical circuits to clifford circuits and beyond,” in *International Conference on Theory and Applications of Satisfiability Testing*, 2022.
- [21] S. Ali and T. Yue, “Modeling quantum programs: Challenges, initial results, and research directions,” in *ACM SIGSOFT International Workshop on Architectures and Paradigms for Engineering Quantum Software (APEQS)*, 2020.
- [22] A. Gheorghiu, T. Kapourniotis, and E. Kashefi, “Verification of quantum computation: An overview of existing approaches,” *Theory of Computing Systems*, vol. 63, 2019.
- [23] P. Zhao, J. Zhao, and L. Ma, “Identifying bug patterns in quantum programs,” in *IEEE/ACM International Workshop on Quantum Software Engineering (Q-SE)*, 2021.
- [24] M. Paltenghi and M. Pradel, “Bugs in quantum computing platforms: An empirical study,” *Proc. ACM Program. Lang.*, vol. 6, no. OOPSLA1, apr 2022.
- [25] M. Salm, J. Barzen, F. Leymann, and B. Weder, “About a Criterion of Successfully Executing a Circuit in the NISQ Era: What $wd \ll 1/\epsilon_{\text{eff}}$ Really Means,” in *ACM SIGSOFT International Workshop on Architectures and Paradigms for Engineering Quantum Software (APEQS)*, 2020.
- [26] L. S. Bishop, S. Bravyi, A. Cross, J. M. Gambetta, and J. Smolin, “Quantum volume,” *Tech. Rep.*, 2017.
- [27] M. Amico, H. Zhang, P. Jurcevic, L. S. Bishop, P. Nation, A. Wack, and D. C. McKay, “Defining standard strategies for quantum benchmarks,” 2023.
- [28] A. W. Cross, L. S. Bishop, S. Sheldon, P. D. Nation, and J. M. Gambetta, “Validating quantum computers using randomized model circuits,” *Phys. Rev. A*, vol. 100, Sep 2019.
- [29] E. A. Sete, W. J. Zeng, and C. T. Rigetti, “A functional architecture for scalable quantum computing,” in *2016 IEEE International Conference on Rebooting Computing (ICRC)*, 2016.
- [30] M. A. Nielsen, “A simple formula for the average gate fidelity of a quantum dynamical operation,” *Physics Letters A*, vol. 303, no. 4, pp. 249–252, 2002.
- [31] D. Willsch, M. Nocon, F. Jin, H. De Raedt, and K. Michielsen, “Gate-error analysis in simulations of quantum computers with transmon qubits,” *Phys. Rev. A*, vol. 96, Dec 2017.
- [32] J. Zhao, “Quantum software engineering: Landscapes and horizons,” 2021.
- [33] “Joern – the bug hunter’s workbench,” <https://github.com/joernio/joern>.
- [34] A. Küchler and C. Banse, “Representing llvm-ir in a code property graph,” in *Information Security: 25th International Conference (ISC)*, 2022.
- [35] J. Schütte and D. Titze, “lios: Lifting ios apps for fun and profit,” in *International Workshop on Secure Internet of Things*, 2019.
- [36] W. Keirsgier and W. Visser, “Graft: Static analysis of java bytecode with graph databases,” in *Conference of the South African Institute of Computer Scientists and Information Technologists*, 2020.
- [37] D. B. Effendi *et al.*, “Plume,” <https://github.com/plume-oss/plume>.
- [38] C. Banse, I. Kunz, A. Schneider, and K. Weiss, “Cloud property graph: Connecting cloud security assessments with static code analysis,” in *IEEE International Conference on Cloud Computing*, 2021.
- [39] F. A. Kassar, G. Clerici, L. Compagna, F. Yamaguchi, and D. Balzarotti, “Testability tarjans: the impact of code patterns on the security testing of web applications,” in *Network and Distributed System Security Symposium (NDSS)*, 2022.
- [40] W. Xiaomeng, Z. Tao, W. Runpu, X. Wei, and H. Changyu, “Cpgva: Code property graph based vulnerability analysis by deep learning,” in *International Conference on Advanced Infocomm Technology*, 2018.
- [41] F. Yamaguchi, A. Maier, H. Gascon, and K. Rieck, “Automatic inference of search patterns for taint-style vulnerabilities,” in *IEEE Symposium on Security and Privacy (S&P)*, 2015.
- [42] I. Kunz, K. Weiss, A. Schneider, and C. Banse, “Privacy property graph: Towards automated privacy threat modeling via static graph-based analysis,” *Proceedings on Privacy Enhancing Technologies*, vol. 2, pp. 171–187, 2023.