

Fly-Swat or Cannon? Cost-Effective Language Model Choice via Meta-Modeling

Marija Šakota
EPFL
Switzerland
marija.sakota@epfl.ch

Maxime Peyrard
EPFL
Switzerland
maxime.peyrard@epfl.ch

Robert West
EPFL
Switzerland
robert.west@epfl.ch

ABSTRACT

Generative language models (LMs) have become omnipresent across data science. For a wide variety of tasks, inputs can be phrased as natural language prompts for an LM, from whose output the solution can then be extracted. LM performance has consistently been increasing with model size—but so has the monetary cost of querying the ever larger models. Importantly, however, not all inputs are equally hard: some require larger LMs for obtaining a satisfactory solution, whereas for others smaller LMs suffice. Based on this fact, we design a framework for *Cost-Effective Language Model Choice* (CELMOC). Given a set of inputs and a set of candidate LMs, CELMOC judiciously assigns each input to an LM predicted to do well on the input according to a so-called meta-model, aiming to achieve high overall performance at low cost. The cost–performance trade-off can be flexibly tuned by the user. Options include, among others, maximizing total expected performance (or the number of processed inputs) while staying within a given cost budget, or minimizing total cost while processing all inputs. We evaluate CELMOC on 14 datasets covering five natural language tasks, using four candidate LMs of vastly different size and cost. With CELMOC, we match the performance of the largest available LM while achieving a cost reduction of 63%. Via our publicly available library,¹ researchers as well as practitioners can thus save large amounts of money without sacrificing performance.

1 INTRODUCTION

In recent years, a clear trend has emerged in natural language processing and has subsequently spread across data science, characterized by the increasing prominence of large language models (LLMs). With the wide range of applications these models are capable of solving, many companies have contributed to this trend by offering their own LLMs as services. As a result, the landscape of language processing is undergoing a dynamic shift, with an increasing number of LLMs becoming available on the market.

As the size of LLMs continues to expand, their capabilities are undergoing substantial enhancements, leading to notable improvements across various language-related tasks [2, 5, 10, 21]. With the growth in the number of parameters, their ability to understand complex contexts has improved significantly. These bigger models are better at picking up subtle changes in meaning, which helps them give more relevant responses that fit the context. Moreover, their increased size allows LLMs to generate text that is more coherent and fluent, often resembling a human-like conversation. Finally, as training datasets have been getting larger, the amount of knowledge baked into LLM parameters has also broadened. This results

¹<https://github.com/epfl-dlab/CELMOC>

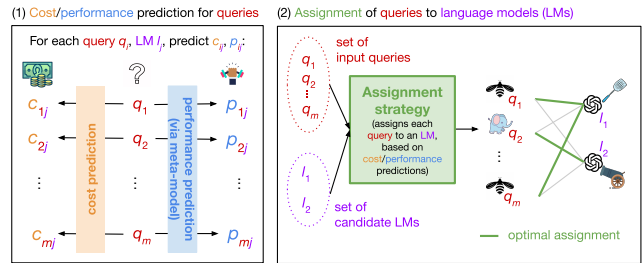


Figure 1: Overview of CELMOC, our framework for cost-effective LM choice (details in Sec. 3.2). CELMOC consists of two steps: (1) Predict cost and performance of each candidate LM on each input query. Cost prediction is done using API pricing. Performance prediction is done using a meta-model, trained ahead of time (not shown) based on existing pairs of LM queries and LM performance scores. (2) Assign each query to at most one LM using an assignment strategy, aiming for high total expected performance at low cost. Note that neither of the two steps requires interacting with the LMs; queries are fed to the assigned LMs only after the above steps.

in improved factual accuracy and a better capability to provide well-informed answers to a wider range of questions.

However, as the use of LLMs becomes more common, there is a relevant concern about the rising costs of running them. State-of-the-art language models have hundreds of billions of parameters, which means they need a lot of computing power, leading to higher expenses. For instance, running GPT-4 with an 8K-token context is 20 times more expensive than running GPT-3.5 with a 4K-token context for the same input size.² Even though LLMs excel at handling complex language tasks, it is important to realize that not every situation needs their massive capabilities. Smaller language models (LMs) are generally good at handling simpler language tasks and can be a more cost-effective choice in cases where full LLM power is not necessary. For example, on the 14 datasets that we examined with 4 different language models, 33% of data samples are successfully solved both by the biggest model and at least one of the smaller ones, while 11% are exclusively solved by one or more of the smaller models, with the biggest model failing to answer correctly (cf. Sec. 4.2).

There is thus an opportunity to save cost by assigning each input to the cheapest model able to solve it. The problem in realizing this opportunity is how to predict ahead of time which models would correctly solve which inputs—without actually running each LM on each input, which would defeat the purpose. Chen et al.

²<https://openai.com/pricing>

[3] proposed to employ increasingly expensive LMs in a cascade until a satisfactory result is obtained. This still requires querying potentially multiple LMs per input, something we set out to avoid in our approach.

Proposed solution. In this paper, we propose a novel approach for saving LM costs by introducing *Cost-Effective Language Model Choice* (CELMOC), a cost-aware framework that aims to assign each query from a query set provided by the user to an appropriate LM, without the need to run any of the LMs in the process. As shown in Fig. 1, CELMOC consists of two steps: First, we predict the cost and performance of each candidate LM on each input query. Cost prediction is done using the LM provider’s API pricing; performance prediction is done using a *meta-model*, a regression model trained ahead of time based on existing pairs of LM queries and LM performance scores. Second, we assign each query to at most one LM using an assignment strategy, aiming for high total expected performance at low cost. The cost–performance tradeoff can be tuned by choosing from multiple strategies, each formalized as an optimization problem.

Advantages of CELMOC. As mentioned, CELMOC does not require any interaction with the LMs when assigning queries to LMs. Rather, each query is fed to its assigned LM once CELMOC has terminated. This opens up the possibility for greater budget savings in comparison to existing work. Next, the meta-model can be trained on inputs from the union of a wide range of tasks and datasets, without using any information about the task or dataset from which an input was sourced. This way, at run time, CELMOC can handle inputs without having to know which tasks they correspond to, and as we show, CELMOC even works on inputs from tasks not seen during meta-model training. Finally, compared to prior work, we offer the user more flexibility by providing them with more options for cost and performance constraints and preferences.

Results. With the help of CELMOC, on the 14 datasets, over 5 different task types, with 4 different LMs available, we are able to reduce the cost of running the test dataset by 63% while maintaining the same performance as the biggest LM. To facilitate the use of CELMOC, we release the library as open-source code.¹

Contributions. Briefly, our contributions are the following:

- (1) We propose CELMOC, a cost-aware framework that automatically assigns input queries to suitable LMs without the need to run LMs in the process.
- (2) We show that, by employing CELMOC, we are able to substantially reduce the cost of running queries from different tasks, while maintaining the performance equal to the biggest LM available in our evaluation.
- (3) We release a library for our framework, enabling users to run the existing setting, or train different meta-models tailored to their needs.

2 BACKGROUND AND RELATED WORK

2.1 LM evaluation

Thorough assessment of LMs is a complex, but necessary task that can uncover room for investigation and improvement in LMs’ performance. With the appearance of general purpose LMs, the need

for an all-encompassing evaluation across different tasks that set a common standard became apparent. There have been several efforts to simplify this evaluation process. For instance, EleutherAI’s Language Model Harness Evaluation framework [6], Huggingface’s Evaluate library [22], and BIG-Bench [20] all offer convenient open-source repositories that enable common evaluation and encourage collaborative advancements in the field.

Liang et al. [14] performed an exhaustive evaluation of a wide set of LMs, termed *Holistic Evaluation of Language Models* (HELM). They evaluated LMs of different sizes and capabilities, on various datasets and tasks, from many performance aspects, such as accuracy, robustness, fairness, etc. This enabled a standardized view of LM performance and a more reliable way to compare LMs.

Their results reveal that smaller LMs are able to solve some tasks as well as bigger LMs. This is an indicator that it is unnecessary to use the biggest LM for each scenario. However, for more complex tasks, as smaller LMs mostly fail to solve them, we should use bigger, more capable LMs. These insights demonstrate that there is a need for an automatized framework that would help us decide when to use which LM.

The results align with the findings from the Inverse Scaling Prize competition [16]. Results from the two rounds of competition [17, 18] reveal numerous tasks where larger LMs perform worse than their smaller counterparts.

2.2 Inference cost optimization

The majority of the cost for an LM product comes from inference, not training [21]. Despite that, most of the existing research focuses on minimising the training cost [10, 12, 21].

High cost of executing these models has driven the development of several inference cost reduction techniques, such as quantization [1, 7, 23], distillation [8, 11, 19], and pruning [9, 13].

Zong et al. [24] include not only the training cost, but also annotation and inference cost in their empirical analysis. They focus on one type of task only—text classification—and evaluate different types of models, including non-neural models, an LLM, and smaller language models. They give insights on which model would be the best choice to train or use in a specific real-world scenario. Contrary to this, our work focuses on LMs only, developing a framework that automatically decides which LM is suitable for the tasks presented under inference budget constraints.

Similarly to our work, Chen et al. [3] attempt to develop a framework working with LMs only. They propose using LMs in cascade, i.e. sending a query to available LMs sequentially until the reliability of an answer is over some predefined threshold. Their approach is specialized, meaning that parts of the framework are adapted specifically for one dataset during training. We, however, focus on determining which LM to use prior to sending it to any of them. Because we do not need to run any of the LMs to find out the best one, our approach has potential to be a lot cheaper. In addition, it is tested on a much wider range of datasets, and we aim to develop a general framework, without the need to retrain our meta-model for each dataset separately.

3 METHOD

3.1 Problem setting

Tasks. We start with the assumption that the user has a set of queries they want to solve using an LM. A lot of the commonly known tasks, such as question-answering (QA), reasoning, and summarization can be rewritten in a format of a query. For example, to transform a summarization task into the query format, one can construct a prompt to the LM by adding an instruction such as "Summarize the above article in 1 sentence." to the text that needs to be summarized. QA tasks can often be sent to the LM in their original form.

We work under the premise that all of the queries are evaluated using just one metric. This way, we can be sure that the evaluation process is straightforward and consistent along all the tasks.

LMs. We consider a scenario where a user has access to k LMs (l_i for $i = 1, \dots, k$) that could potentially solve the set of m queries (q_j for $j = 1, \dots, m$). These LMs can be different in their capabilities and size. Each LM is associated with its own cost. Cost can be defined by the user, e.g., by utilising the price of the API for the LM.

Goal. Our goal is to use this pool of several LMs to solve queries in a budget-conscious way. We aim to assign each query q_j to at most one l_i while respecting the cost-performance requirements set by the user.

3.2 Framework setting

Our framework consists of three main components: meta-model, cost estimation, and model strategy. In Fig. 1, we illustrate the way CELMOC works. First, the user needs to specify a set of queries they want to solve. Then, using meta-model, we predict the performance p_{ij} of each LM l_i when running the query q_j . At the same time, we estimate the cost c_{ij} of running each query q_j using LM l_i . After this is done, the user needs to specify one of the assignment strategies described below, and optional cost-performance requirements. The strategy will then be used to assign each query to at most one of the LMs.

Meta-model and cost estimation. In order to know which LM to use for a certain query, we first have to be able to predict the performance metric p_{ij} an LM l_i achieves when solving this query q_j . To do that, we train a meta-model. In our case, the meta-model is a binary classifier. During the training, we send a query q_j to which we append token representing LM l_i as input to the meta-model, while the targets are 1 or 0, depending on whether LM l_i solves the query q_j or not. Our meta-model is significantly smaller than all the LMs we are working with (cf. Sec. 4.1) and it is trained on a diverse set of tasks, which allows it to be suitable for general use (cf. Sec. 4.1).

It is worth noting that one can train a meta-model tailored to their own needs, with different LMs in the pool or different datasets, and plug it into the framework pipeline.

Along with the measure of performance, we have to estimate the cost c_{ij} of running the query q_j with each model l_i . In our case, we decide on using API pricing to do these estimations. Depending on the individual case and LMs in the pool, the cost function can

be defined differently. For more details on our implementation for experiments, see Sec. 4.1.

Assignment strategies. Once we have a functional meta-model, we need to decide how to assign each query to one of the possible LMs in the pool, based on performance and cost estimates. We call the method to do this a *strategy*. There are two types of strategies: (i) **Cost-insensitive strategies:** When applying cost-insensitive strategies to the samples, we do not consider any constraints on the budget or performance that the user might have set. Each data sample is treated in the same way, independently of the whole batch. We define the following cost-insensitive strategies:

(a) *Single-model strategy:* This strategy implies applying a single, fixed LM from the available LMs to each sample.

(b) *Performance-maximizing strategy:* This strategy is based on the outputs of the meta-model. For each sample, we choose the LM that, according to the meta-model, is predicted to achieve the highest performance.

(c) *Thresholding strategy:* This strategy is also based on the outputs of the meta-model. The user has to specify acceptable performance threshold that defines whether a task is solved or not. Outputs are binarized according to that threshold. A concrete example where this strategy might be useful are tasks that are evaluated with binary metrics such as accuracy. The strategy works by choosing the cheapest LM that solves the data sample. In cases where none of the LMs solve the sample according to our meta-model, we examine two possibilities: choosing the smallest LM (and inherently cheapest) or choosing the biggest LM (considered the most powerful generally) for that data sample.

(ii) **Cost-sensitive strategies:** Contrary to cost-insensitive strategies, in this setting, we consider constraints, such as cost constraint, set by the user for the batch of data samples in its entirety. This transforms the problem into an optimization problem. We employ the following cost-sensitive strategies:

(a) *Cost-oriented ILP strategy:* We formulate the problem of assigning an LM to each sample as an integer linear programming (ILP) problem. We define M as a set of LMs, S as a set of samples that need to be assigned to LMs, and C_{\max} as the maximum total cost of running all the samples. A binary variable x_{ij} is introduced to describe the assignment (or lack of it) between a data sample j and an LM i . If $x_{ij} = 1$, sample j is assigned to the model i . The sample does not necessarily have to be assigned to any LM. Assignment of each sample j with each LM i is associated with cost c_{ij} and value p_{ij} , where cost c_{ij} corresponds to the estimated cost, and value p_{ij} corresponds to the predicted performance metric when using LM i to solve the sample j . The goal is to maximize the performance on the whole set of samples while respecting the cost constraint. This problem is then formalized as an ILP as follows:

$$\text{maximize} \quad \sum_{i \in M, j \in S} p_{ij} x_{ij} \quad (1)$$

$$\text{s.t.} \quad \sum_{i \in M} x_{ij} \leq 1, \quad \forall j \in S \quad (2)$$

$$\sum_{i \in M, j \in S} c_{ij} x_{ij} \leq C_{\max} \quad (3)$$

In the ILP above, (2) ensures that every data sample is assigned to at most one LM.

Dataset	Task type	Evaluation metric	Train size	Val size	Test size
MMLU	QA	Exact match (EM)	434	47	86
RAFT	Text classification	Quasi-exact match	341	33	66
WikiFact	QA	Quasi-exact match	6069	669	1189
BoolQ	QA	Quasi-exact match	765	85	150
TruthfulQA	QA	Exact match (EM)	500	56	98
IMDB	Sentiment analysis	Quasi-exact match	765	85	150
Entity matching	Reasoning	Quasi-exact match	1071	119	210
Data imputation	Reasoning	Quasi-exact match	324	37	63
bAbI	Reasoning	Quasi-exact match	765	85	150
MATH	Reasoning	Equivalent	334	37	66
GSM8K	Reasoning	EM (up to an indicator)	765	85	150
LSAT	Reasoning	Quasi-exact match	353	39	69
LegalSupport	Reasoning	Quasi-exact match	765	85	150
CivilComments	Toxicity detection	Quasi-exact match	765	85	150
Total	-	-	14016	1547	2747

Table 1: Specifications of the datasets.

	text-ada-001	text-babbage-001	text-curie-001	text-davinci-002
pricing (\$ per 1k tokens)	0.0004	0.0005	0.002	0.02
average output length	6.85	7.18	7.01	8.41

Table 2: Specifications of available LMs.

(b) *Performance-oriented ILP strategy*: Similar to the previous case, we formulate this problem in the form of an ILP. The goal in this case is to minimize the cost, while respecting the performance constraint P_{\min} the user has set. In short, following the same notation as before, this problem is formalized as follows:

$$\text{minimize} \quad \sum_{i \in M, j \in S} c_{ij} x_{ij} \quad (4)$$

$$\text{s.t.} \quad \sum_{i \in M} x_{ij} \leq 1, \quad \forall j \in S \quad (5)$$

$$\sum_{i \in M, j \in S} p_{ij} x_{ij} \leq P_{\min} \quad (6)$$

This strategy can be also implemented by thresholding the performance metric, as it is done for the thresholding local strategy. In this case, this strategy can be viewed as minimizing the cost for solving at least P_{\min} samples.

(c) *Greedy strategy*: This strategy works by going through the samples sequentially and taking the LM achieving the highest performance when solving the sample, according to the meta-model, until it reaches the specified cost constraint. If the cost constraint is reached, remaining data samples remain unassigned and are not run by any of the LMs in the pool. For our experiments (cf. Sec. 4.2), they are counted as incorrect (for accuracy evaluation) with the cost equal to zero.

4 EXPERIMENTS

4.1 Meta-model evaluation

Data. As the main source of data, we use raw LM runs from the HELM project [14]. Raw runs consist of inputs (queries and full prompts) sent to the LM, generation parameters, ground truth references, and LM outputs with additional details such as log probability and the time it took to execute the prompt.

Raw model runs are released for a wide range of datasets covering multiple tasks. While all of these tasks are in the same input format

(query), standard metrics used to evaluate the quality of the output can be vastly different between tasks. For example, summarization output is often evaluated using ROUGE score [15] which takes continuous values from 0 to 1, and question-answering can be evaluated using EM (exact match), which is a binary metric.

For the sake of this paper, we focus on tasks for which there is a clear answer to whether the model’s output solves the query or not. This means we focus on tasks that are normally evaluated only using binary metrics. In particular, the datasets we are working with are evaluated with one of the following metrics:

- **Exact match (EM)**: Output of LM matches the ground truth reference exactly as strings.
- **Quasi-exact match**: As defined by Liang et al. [14], this metric expands the EM condition on the outputs that are slightly processed (e.g., by lower-casing, removing white-space, punctuation, and articles).
- **Equivalent**: LM output has to be mathematically equal to the ground truth reference.

Following the terminology introduced by Liang et al. [14], we refer to all of these metrics, applied to the whole set of samples, as *accuracy*. For more details on datasets and types of tasks, see Table 1.

To train and evaluate the meta-model, as an input, we use queries to LMs. For the output, we calculate the score based on the ground truth reference and LM output. The metric used to calculate the score is dependent on the task and dataset the query comes from. We append LM token $[LM_i]$ to the input to differentiate for which LM we are trying to get the probability of solving the query task.

LMs. For the experiments, we opt to work with a set of OpenAI models tested by Liang et al. [14]. While the size of these LMs is not publicly available, all of them differ in their capabilities³. One advantage of this set of models is that there is a fairly straightforward way to calculate the cost for each sample as a price of running the query with the selected LM. To estimate the cost of the output, which is unknown prior to running each query, we decide to calculate the average length of the outputs (in tokens) from our raw runs dataset and apply the same pricing as for the query. For details on pricing at the time of training and average output lengths, see Table 2.

Implementation. Our meta-model is a DistilBERT model⁴ (66M parameters), finetuned on the collected dataset of raw runs. The model was trained using the Adam optimizer with learning rate 3×10^{-5} and 0.1 gradient clipping on the Euclidean norm. The model was trained for 3000 steps with batch size 16 and a polynomial learning rate scheduler with a final learning rate of 0. Training was performed on a machine with a single Tesla T4 16GB GPU, taking around 2h.

As a baseline to compare against, we use a dummy classifier that always predicts the most frequent class, depending on the dataset which the query comes from. It is worth noting that during inference, the meta-model works only with the query, without the need to specify the dataset from which the query comes.

³<https://platform.openai.com/docs/models/overview>

⁴Model that was finetuned was initialized with weights of ‘distilbert-base-uncased’ model (<https://huggingface.co/distilbert-base-uncased>)

Evaluation metrics. To evaluate the performance of the meta-model, we use standard metrics: accuracy, precision, recall, and F1 score. We calculate macro scores to give equal weight to each class, regardless of its frequency. We additionally calculate ROC-AUC and PR-AUC scores. To distinguish between the accuracy of the meta-model and that of the actual language models, we refer to the meta-model’s accuracy as *meta-accuracy*.

Results. In Table 3 we present results of meta-model evaluation. Along with results on the whole testing dataset, we present results stratified by datasets, tasks, and LMs.

Overall performance of the meta-model is good which is reflected in a high score over all the metrics calculated. Even though the difference between meta-model and the dummy classifier is not big (due to the usually large class imbalance, as indicated by the meta-accuracy of the dummy classifier; cf. column 7 of Table 3), it is significant. Additionally, as already mentioned above, in a real-world setting, we would not have access to the dataset which the query comes from (the query might even correspond to a task not seen during meta-model training), such that the dummy classifier is not a practical option, but merely an evaluation baseline. Finally, the metric we ultimately care about is not meta-accuracy, but rather the accuracy of the LM chosen based on the meta-models predictions (as evaluated in Sec. 4.2).

Stratification over datasets and tasks uncovers that there are certain types of datasets and tasks for which it is harder to predict LMs’ behavior. These are more complex tasks, which are not trivial for any of the LMs, such as subtypes of the reasoning task.

Stratification over LMs shows that it is harder to predict the behavior of the bigger LMs. Smaller LMs are generally able to work on simpler tasks (for example, see *CivilComments* plot in Fig. 4 and *Sentiment analysis* plot in Fig. 5), but they fail on more complex tasks (see *GSM8K* plot in Fig. 4). Bigger LMs are, on the other hand, able to solve some complex tasks, which means that the meta-model has to understand more complicated patterns to correctly predict whether they can solve the task or not.

Calibration. We assess calibration via calibration plots obtained by grouping output probabilities into bins of equal width and then plotting the fraction of positive samples against the mean value of the bin. In Fig. 2a we can see that the meta-model is well calibrated, as the calibration curve is lying close to the diagonal, which represents perfect calibration. (For task-specific calibration plots, see Fig. 2b.)

Generalization. In an attempt to evaluate how well this meta-model would generalize, we retrain it on all datasets but one at a time. We then evaluate the performance of these meta-models on the respective left-out datasets. Results are presented in Table 4. By comparing these numbers with the ones presented in Table 3, we can notice that, while the numbers are generally a little lower, the meta-model is able to generalize to the left-out dataset.

4.2 Framework evaluation

Implementation. In order to evaluate the performance of the framework as a whole, we assign each sample in the test set to one of the LMs in our pool (or none) and calculate the accuracy achieved by running these samples with the assigned LMs. The

assignment is done by applying different strategies to the outputs of the meta-model. Additionally, we evaluate cost as described earlier in Sec. 4.1. Based on those two values, we make a cost–accuracy plot. Cost–accuracy plots (cf. Fig. 3) present the relationship between accuracy achieved using the chosen strategy and the average cost per query needed to perform the run. For cost-sensitive strategies, we run this analysis for a range of cost constraints to determine the trend of cost–performance trade-off.

We opt to evaluate only one ILP based strategy—the cost-oriented one—because these two strategies can be seen as two sides of the same coin. While in a practical sense, the performance-oriented ILP strategy is useful because it offers the user the possibility to estimate the budget needed for the desired quality of the results, this is visible from the cost-oriented strategy results on the cost–accuracy plot when we run it for different cost constraints.

To solve the ILP problem for the cost-oriented strategy, we use the PuLP⁵ library with the PULP_CBC_CMD solver. Given the simplicity of the ILP, the total time of assignment for all the queries is overshadowed by the run time of the meta-model. For our testing dataset, obtaining all probabilities from the meta-model takes a few minutes, while solving the ILP takes less than a second. Nonetheless, we leave the option to the user to specify the time limit for the ILP execution. If the problem is not solved by the time it reaches the limit, the user will be left with a possibly suboptimal solution.

Oracle. We calculate the optimal assignment on the ground truth data by always choosing the cheapest LM that solves the sample. In cases when no LM solves the sample, we assume that the best option is not to send this sample to any of the available LMs. In this case, the sample is counted as incorrect when calculating the accuracy, and it is assigned with the cost equal to zero when calculating the average cost.

Results. In Fig. 3, we present the results of the framework evaluation in the form of a cost–accuracy plot. First, we can see that the oracle is not only cheaper than choosing the biggest LM (84.46% lower cost), but it also performs better (+10.74% in accuracy). This means that there are cases where a smaller LM performs not only on par, but better than the bigger options. Next, if we look at the single-model strategies results, we can notice a clear difference between the LMs. For comparison, the cheapest LM (text-ada-001) is 98.05% cheaper than the biggest LM (text-davinci-002), while achieving 18.18% (absolute) smaller accuracy. There is no significant difference between the two smallest models (text-ada-001 and text-babbage-001) neither in cost, nor in accuracy.

Two additional cost-insensitive strategies, the performance-maximizing approach and the thresholding strategy, exhibit comparable performance in terms of accuracy to the largest model (text-davinci-002). Notably, the thresholding strategy stands out for not only its effectiveness but also its much lower cost. In terms of cost effectiveness, it offers a 62.1% (absolute) reduction relative to text-davinci-002, while the performance-maximizing strategy offers an 11.5% cost reduction relative to text-davinci-002.

Next, we focus on the cost-sensitive strategies. Note that, for each of these, Fig. 3 shows multiple points, one per maximum available budget (corresponding to the value on the *x*-axis). By employing

⁵<https://coin-or.github.io/pulp/>

	Meta-model						Dummy classifier (majority label per dataset)			
	Meta-accuracy	Precision	Recall	F1	ROC-AUC	PR-AUC	Meta-accuracy	Precision	Recall	F1
Overall	81.57* \pm 0.78	79.90* \pm 0.81	80.65* \pm 0.64	80.26* \pm 0.75	80.62* \pm 0.83	79.30* \pm 0.85	79.60* \pm 0.69	78.03* \pm 0.89	77.25* \pm 0.79	77.62* \pm 0.71
Dataset										
MMLU	73.08* \pm 3.63	69.22* \pm 6.48	61.63* \pm 4.64	61.89* \pm 5.25	61.96* \pm 4.37	58.47 \pm 9.09	68.59* \pm 4.81	34.32* \pm 2.51	50.00* \pm 0.00	40.69* \pm 1.51
RAFT	67.59* \pm 5.37	68.98* \pm 5.88	65.64* \pm 5.52	65.76* \pm 5.42	65.83* \pm 5.37	79.60 \pm 4.12	55.33* \pm 5.92	27.71* \pm 2.61	50.00* \pm 0.00	35.48* \pm 2.52
WikiFact	87.21 \pm 0.82	71.06* \pm 2.50	62.25* \pm 1.77	64.66* \pm 1.98	62.36* \pm 1.85	44.94* \pm 3.99	86.95 \pm 0.95	43.47* \pm 0.47	50.00* \pm 0.00	46.52* \pm 0.25
Entity matching	90.00* \pm 1.86	94.87* \pm 1.04	57.67* \pm 3.44	60.36* \pm 4.73	57.25* \pm 3.35	94.83* \pm 1.15	88.10* \pm 2.07	44.05* \pm 0.93	50.00* \pm 0.00	46.83* \pm 0.65
Data imputation	81.02* \pm 4.78	77.10* \pm 7.17	70.32* \pm 5.79	71.90* \pm 7.00	69.31* \pm 6.17	90.75* \pm 2.94	73.92* \pm 5.47	37.07* \pm 2.44	50.00* \pm 0.00	42.41* \pm 1.74
BoolQ	64.82* \pm 3.55	65.33* \pm 5.19	56.93* \pm 2.83	54.07* \pm 4.15	56.94* \pm 2.66	80.92 \pm 2.05	60.85* \pm 3.49	30.47* \pm 2.05	50.00* \pm 0.00	37.84* \pm 1.52
TruthfulQA	76.02* \pm 4.06	70.48* \pm 5.08	68.05* \pm 5.12	68.88* \pm 4.79	67.81* \pm 4.98	61.79 \pm 7.87	71.51 \pm 4.50	35.57* \pm 2.16	50.00* \pm 0.00	41.55* \pm 1.67
IMDB	86.35* \pm 2.71	43.42* \pm 1.42	49.49* \pm 0.39	46.30* \pm 0.74	49.51* \pm 0.43	93.48* \pm 1.07	86.90* \pm 2.67	43.58* \pm 1.36	50.00* \pm 0.00	46.54* \pm 0.87
bAbI	74.57* \pm 3.72	73.48* \pm 3.22	74.11* \pm 3.55	73.78* \pm 3.83	73.95* \pm 3.51	75.18* \pm 3.64	59.16* \pm 4.26	29.63* \pm 1.91	50.00* \pm 0.00	37.18* \pm 1.45
MATH	92.89 \pm 3.19	75.07 \pm 26.13	52.42 \pm 3.57	52.91 \pm 8.01	52.38 \pm 4.01	56.43 \pm 5.11	92.56 \pm 2.84	46.05 \pm 1.45	50.00 \pm 0.00	48.01 \pm 0.84
GSM8K	90.82 \pm 1.77	45.51 \pm 0.89	50.00 \pm 0.00	47.67 \pm 6.61	50.00 \pm 0.00	54.50 \pm 1.11	91.05 \pm 1.99	45.54 \pm 0.90	50.00 \pm 0.00	41.55* \pm 1.67
LSAT	76.83 \pm 4.58	38.48 \pm 2.13	50.00 \pm 0.00	43.37 \pm 1.63	50.00 \pm 0.00	61.54 \pm 2.38	77.19 \pm 4.68	38.28 \pm 2.56	50.00 \pm 0.00	43.60 \pm 1.68
LegalSupport	49.45 \pm 3.30	48.97* \pm 5.16	49.30 \pm 2.99	44.17* \pm 3.30	49.46 \pm 3.03	70.06* \pm 2.78	50.58 \pm 4.55	25.28* \pm 1.91	50.00 \pm 0.00	33.61* \pm 1.57
CivilComments	79.22 \pm 3.01	39.57 \pm 1.80	50.00 \pm 0.00	44.17 \pm 0.99	50.00 \pm 0.00	89.58 \pm 1.64	79.04 \pm 2.88	39.68 \pm 1.48	50.00 \pm 0.00	44.10 \pm 0.98
Task										
QA	83.40* \pm 0.88	74.09 \pm 1.48	71.00* \pm 1.56	72.25* \pm 1.40	70.96* \pm 1.33	60.07* \pm 2.30	82.32* \pm 0.74	72.85 \pm 1.91	62.73* \pm 1.33	65.06* \pm 1.59
Sentiment analysis	86.34* \pm 2.50	43.48* \pm 1.31	49.51* \pm 0.47	46.32* \pm 0.78	49.54* \pm 0.43	93.45* \pm 1.23	86.85* \pm 2.63	43.47* \pm 1.21	50.00* \pm 0.00	46.54* \pm 0.72
Toxicity detection	79.27 \pm 2.96	39.58 \pm 1.51	50.00 \pm 0.00	44.23 \pm 0.89	50.00 \pm 0.00	89.59 \pm 1.47	79.07 \pm 3.46	39.53 \pm 1.69	50.00 \pm 0.00	44.23 \pm 0.85
Text classification	68.11* \pm 5.08	69.00* \pm 6.00	65.84* \pm 5.43	65.36* \pm 5.77	65.17* \pm 4.94	79.65 \pm 3.97	55.14* \pm 5.79	27.73* \pm 2.96	50.00* \pm 0.00	35.33* \pm 2.49
Reasoning	74.64* \pm 1.67	69.80* \pm 1.88	70.79* \pm 2.03	70.18* \pm 1.89	70.72* \pm 1.72	64.49* \pm 2.81	70.87* \pm 1.58	64.26* \pm 2.06	63.28* \pm 2.21	63.58* \pm 1.96
LM										
ada	85.18* \pm 1.28	82.33* \pm 1.56	83.16 \pm 1.53	82.77* \pm 1.51	83.15 \pm 1.47	79.41 \pm 1.93	83.20* \pm 1.54	80.02* \pm 1.55	82.01 \pm 1.53	80.84* \pm 1.63
babbage	84.37 \pm 1.42	81.67 \pm 1.35	83.08 \pm 1.45	82.21 \pm 1.67	83.13 \pm 1.67	79.52 \pm 1.79	83.34 \pm 1.40	80.63 \pm 1.61	82.02 \pm 1.44	81.23 \pm 1.55
curie	80.88* \pm 1.54	78.83* \pm 1.36	79.99* \pm 1.70	79.23* \pm 1.68	80.02* \pm 1.63	77.49* \pm 1.93	79.27* \pm 1.48	77.10 \pm 1.44	76.75* \pm 1.63	77.07* \pm 1.61
davinci	75.84* \pm 1.39	75.83* \pm 1.51	75.75* \pm 1.54	75.83* \pm 1.49	75.73* \pm 1.58	81.01* \pm 1.54	72.44* \pm 1.44	74.30 \pm 1.42	71.91* \pm 1.61	71.52* \pm 1.81

Table 3: Performance of the meta-model. Precision, recall, and F1 are macro-averaged over classes. We use threshold 0.5 for these metrics. Meta-model is compared to a dummy classifier that outputs the most probable class in the dataset from which the sample comes from. Results are stratified by dataset, task and LM and presented with 95% confidence intervals. We do not report ROC-AUC and PR-AUC for the dummy classifier because it is a threshold-independent model and, therefore, these two metrics are not informative. Asterisks (*) mark results where the meta-model (left) performs statistically significantly ($p < 0.05$) differently from the dummy classifier (right).

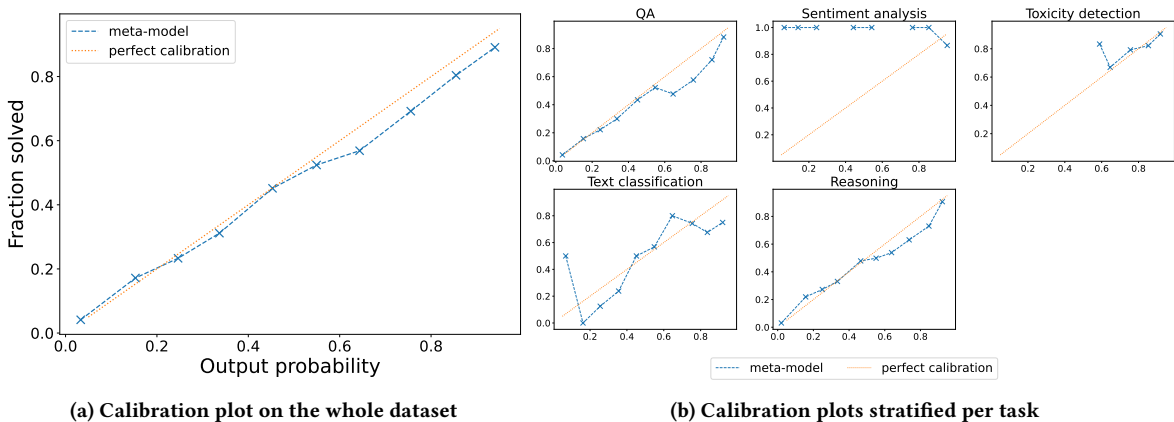


Figure 2: Calibration plots. Plots are obtained by grouping meta-model’s output probabilities into bins of equal width and then plotting the fraction of positive samples against the mean value of the bin.

cost-sensitive strategies, we are able to further save budget, while achieving essentially the same accuracy as the largest model (text-davinci-002). In particular, with the cost-oriented ILP strategy, we match text-davinci-002’s accuracy for only 37.21% of the cost. The

greedy strategy, on the other hand, performs much worse: in this case, we need 88.57% of the budget for the same result.

Although the oracle indicates that there is space for improvements in terms of accuracy as well, we did not manage to achieve better accuracy than text-davinci-002 with any budget given to the

Dataset	Meta-acc.	Precision	Recall	F1	ROC-AUC	PR-AUC
MMLU	71.78 ± 4.51	67.85 ± 7.80	58.29 ± 3.91	56.95 ± 5.57	57.77 ± 4.34	55.12 ± 8.77
RAFT	54.26 ± 5.73	53.49 ± 5.91	52.88 ± 5.01	52.71 ± 5.80	53.01 ± 5.87	70.87 ± 5.37
WikiFact	72.80 ± 1.29	57.49 ± 1.34	62.93 ± 1.96	57.54 ± 1.47	62.78 ± 1.96	39.82 ± 2.37
Entity matching	77.00 ± 2.53	55.07 ± 2.90	57.80 ± 4.50	55.58 ± 3.91	57.03 ± 4.72	94.02 ± 1.36
Data imputation	71.50 ± 5.41	64.23 ± 6.03	66.10 ± 6.82	64.63 ± 6.68	66.57 ± 6.97	88.93 ± 3.04
BoolQ	59.22 ± 3.82	59.30 ± 3.42	59.45 ± 4.06	59.23 ± 3.88	59.80 ± 3.95	76.95 ± 3.38
TruthfulQA	75.04 ± 4.02	68.97 ± 5.80	65.10 ± 4.36	66.14 ± 4.88	65.32 ± 4.97	58.89 ± 8.24
IMDB	38.99 ± 3.52	52.50 ± 2.67	54.34 ± 4.74	36.90 ± 4.02	54.76 ± 4.80	90.75 ± 2.74
bAbI	64.38 ± 3.75	62.75 ± 4.24	60.55 ± 3.85	60.33 ± 3.98	60.19 ± 4.19	61.79 ± 5.14
MATH	80.90 ± 4.27	58.41 ± 5.52	70.96 ± 11.44	60.55 ± 8.06	71.41 ± 9.83	43.11 ± 14.01
GSM8K	89.55 ± 2.24	65.46 ± 6.91	60.36 ± 6.10	61.95 ± 6.22	60.37 ± 5.76	33.90 ± 13.61
LSAT	74.18 ± 4.71	51.70 ± 11.05	50.44 ± 3.83	47.64 ± 5.10	50.37 ± 3.18	26.09 ± 14.69
LegalSupport	49.88 ± 3.80	49.49 ± 3.77	49.65 ± 3.63	48.89 ± 3.99	49.46 ± 3.73	65.85 ± 3.73
CivilComments	71.36 ± 3.50	41.81 ± 3.46	45.99 ± 2.03	43.44 ± 2.09	46.10 ± 1.61	87.78 ± 1.73

Table 4: Performance of meta-model on a dataset left-out in the training. Each row of the table trains a meta-model on all datasets except the one denoted in the row. Testing is then performed on the denoted dataset.

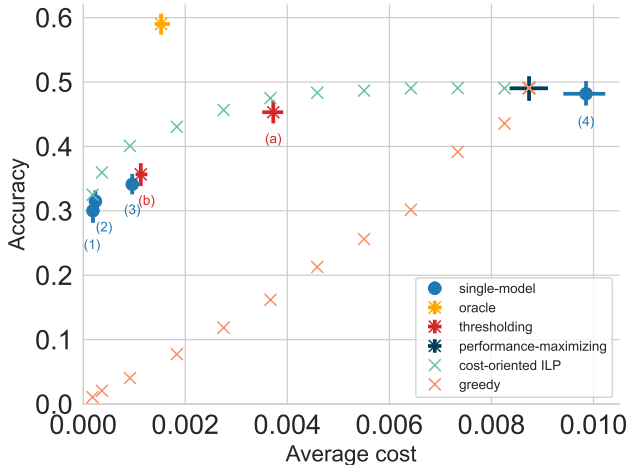


Figure 3: Cost-accuracy plot. Accuracy and average cost per query (in US\$) achieved by assigning every query from the set to an LM. The plot shows results obtained using assignment strategies from Sec. 3.2. Single model strategies for each LMs are marked by the number under them: (1) text-ada-001 (2) text-babbage-001 (3) text-curie-001 and (4) text-davinci-002. Two thresholding strategies for cases when none of the LMs solve the data sample are marked by a letter under them: choosing (a) the biggest and (b) the smallest LM. Error bars are 95% confidence intervals.

framework. This happens because our meta-model is not able to correctly identify the cases when text-davinci-002 fails to do the task correctly, but some of the smaller models successfully do. This scenario happens in 10.72% of cases, but we manage to identify it only 0.68% of the time. For comparison, 33.03% of data samples are successfully solved by both text-davinci-002 and one of the smaller models, and we correctly recognize this scenario 78.56% of the time.

In Fig. 5 and Fig. 4 we present cost-accuracy plots stratified by tasks and datasets, respectively. First, by focusing on the oracle and text-davinci-002 results on these plots, we spot that, for most of the datasets and tasks, the oracle indicates that there is the same potential to improve both the accuracy and the cost as in the overall

case. In rare cases (e.g., MATH, GSM8K) there is not much space for improvement in terms of accuracy, as small LMs fail to do the task in almost all cases.

Second, patterns similar to the ones present in Fig. 3 are also visible for most of the datasets and tasks. For example, using the cost-oriented ILP strategy on the question-answering (QA) task, we are able to achieve the same performance as text-davinci-002 for 71.76% of the price. For the reasoning and the text classification task, these percentages are equal to 83.41% and 19.15%, respectively.

For some of the tasks, smaller LMs are also able to solve the queries either in the same way or even better than the bigger LM. As an example of the former, for the sentiment analysis task, text-babbage-001 drops only 4.83% in accuracy compared to text-davinci-002 for just 2.35% of its price. In the latter case, on the toxicity detection task, using text-ada-001 results in a 19.87% jump in accuracy compared to text-davinci-002, while spending only 1.99% of the budget used for running text-davinci-002.

Thanks to this, depending on the dataset, there are cases where using the meta-model helps us achieve both lower cost and higher performance than text-davinci-002. For example, on the CivilComments dataset (which is a part of the toxicity detection task), using the cost-oriented ILP strategy results in 20.1% (absolute) higher accuracy for only 1.99% of the cost of running text-davinci-002. This result essentially matches the oracle for this dataset.

5 DISCUSSION

5.1 Further use cases of the framework

In the previous sections (cf. Sec. 3.2 and Sec. 4.2), we introduced and evaluated two ILP-based strategies: cost-oriented and performance-oriented. This is, however, not the only potential use of our framework. The user can form an objective function as a custom combination of the terms involving cost and performance, and, similarly, use any combination of the cost and performance constraints. This allows for a bigger flexibility in practical applications.

Additionally, CELMOC does not have to be used only to make a decision about an LM to run a certain query. By fixing the LM and calculating the output probabilities for different phrasings of the desired query, one could use the framework to identify the best possible prompt to send to the LM, without the need to spend money by sending them to the LM directly. For this application, it would be advisable to retrain the meta-model to fit the task better, as the current meta-model was not exposed to small changes in queries during training, and its behavior in such cases is unknown.

5.2 Practical considerations

With the emergence of new LMs, our meta-model may quickly become stale, as it will not include the possibility to use the newer LMs with likely better abilities. Additionally, as claimed by Chen et al. [4], the behavior of GPT-3.5 and GPT-4 is changing over time. While in this paper we do not focus on these two LMs, it is not unreasonable to assume that, with newer versions, the LMs we have been working with exhibit the same behavioral shifts. To minimize the effect of these changes on our framework, meta-model should be retrained to take into account any updates in the existing LMs as well as the newly introduced LMs. Because our meta-model is

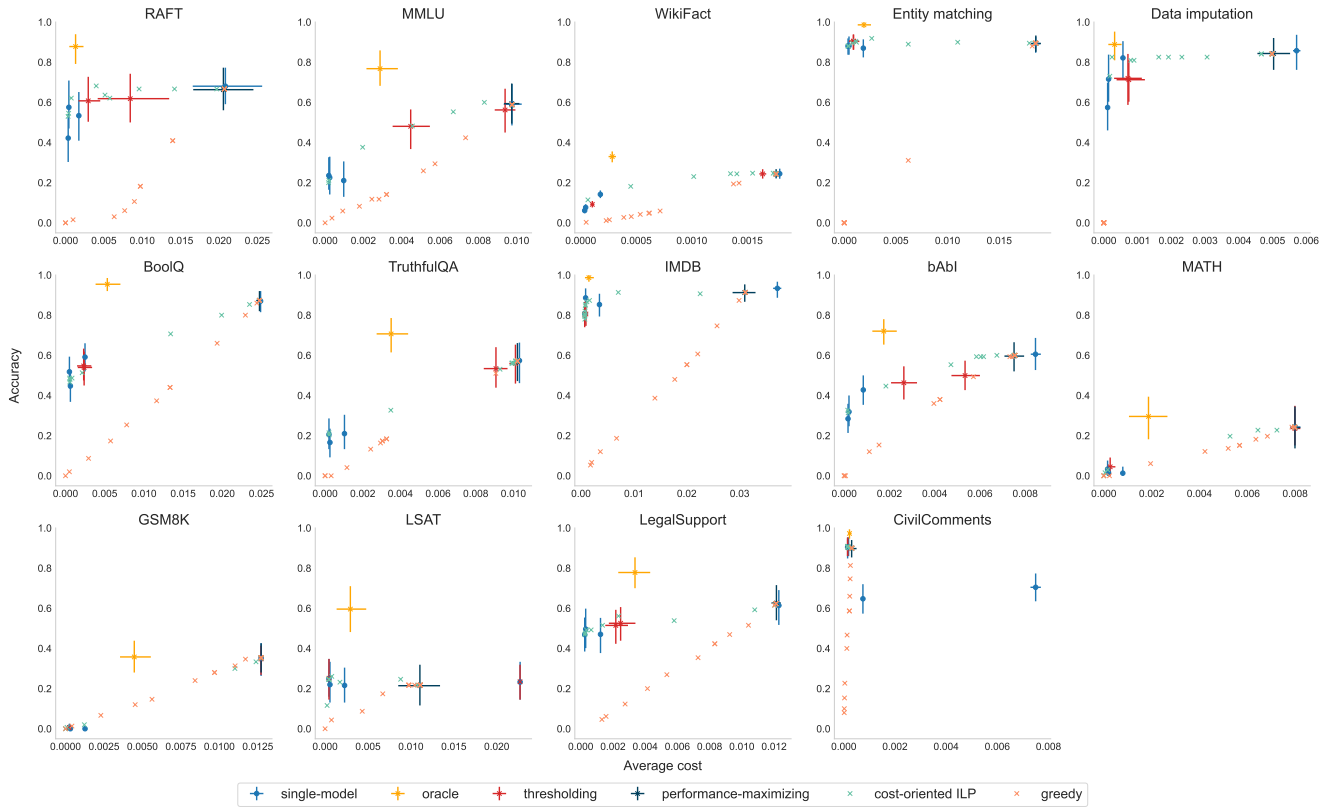


Figure 4: Cost-accuracy plot per dataset. Accuracy and average cost per query (in US\$) achieved by employing strategies from Sec. 3.2 on the test dataset stratified by datasets from Table 1. Single-model and thresholding strategies follow the same trends as in Fig. 3. Error bars are 95% confidence intervals.

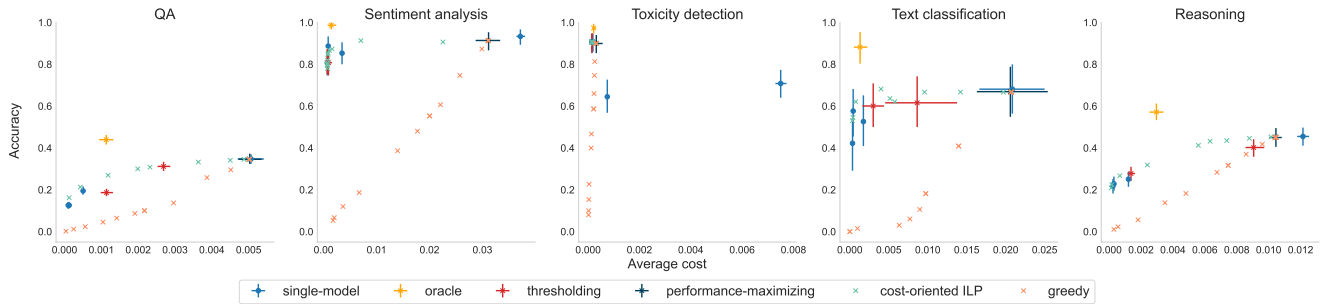


Figure 5: Cost-accuracy plot per task. Accuracy and average cost per query (in US\$) achieved by employing strategies from Sec. 3.2 on the test dataset stratified by tasks from Table 1. Single-model and thresholding strategies follow the same trends as in Fig. 3. Error bars are 95% confidence intervals.

small, training is cheap and takes little time, so it is easy to retrain frequently.

In addition, we calculated the costs of running different LMs with the pricing from OpenAI at the time of meta-model training. These prices were changing in the past, and will probably change in the future. When such changes happen, the cost parameters should be updated in the framework, as it would affect the cost-accuracy plots and, consequently, the assignment of data samples to LMs.

6 CONCLUSION

In this paper, we address the problem of the increasing costs of running LMs for various tasks. We introduce CELMOC, a framework that automatically decides which LM is the best option for a given input query. By employing CELMOC to the union of 14 datasets, we are able to reduce costs by 62.79% while maintaining the same performance as the biggest LM in our pool. We manage to substantially cut costs on all the types of tasks, and on most of the datasets we evaluate on. We also release a library that enables easy use of our framework, as well as further developments.

REFERENCES

- [1] Haoli Bai, Lu Hou, Lifeng Shang, Xin Jiang, Irwin King, and Michael R Lyu. 2022. Towards Efficient Post-training Quantization of Pre-trained Language Models. In *Advances in Neural Information Processing Systems*, S. Koyejo, S. Mohamed, A. Agarwal, D. Belgrave, K. Cho, and A. Oh (Eds.), Vol. 35. Curran Associates, Inc., 1405–1418. https://proceedings.neurips.cc/paper_files/paper/2022/file/096347b4efc264ae7f07742fea34af1f-Paper-Conference.pdf
- [2] Tom B. Brown, Benjamin Mann, Nick Ryder, Melanie Subbiah, Jared Kaplan, Prafulla Dhariwal, Arvind Neelakantan, Pranav Shyam, Girish Sastry, Amanda Askell, Sandhini Agarwal, Ariel Herbert-Voss, Gretchen Krueger, Tom Henighan, Rewon Child, Aditya Ramesh, Daniel M. Ziegler, Jeffrey Wu, Clemens Winter, Christopher Hesse, Mark Chen, Eric Sigler, Mateusz Litwin, Scott Gray, Benjamin Chess, Jack Clark, Christopher Berner, Sam McCandlish, Alec Radford, Ilya Sutskever, and Dario Amodei. 2020. Language Models are Few-Shot Learners. arXiv:2005.14165 [cs.CL]
- [3] Lingjiao Chen, Matei Zaharia, and James Zou. 2023. FrugalGPT: How to Use Large Language Models While Reducing Cost and Improving Performance. arXiv:2305.05176 [cs.LG]
- [4] Lingjiao Chen, Matei Zaharia, and James Zou. 2023. How is ChatGPT’s behavior changing over time? arXiv:2307.09009 [cs.CL]
- [5] Aakanksha Chowdhery, Sharan Narang, Jacob Devlin, Maarten Bosma, Gaurav Mishra, Adam Roberts, Paul Barham, Hyung Won Chung, Charles Sutton, Sebastian Gehrmann, Parker Schuh, Kensen Shi, Sasha Tsvyashchenko, Joshua Maynez, Abhishek Rao, Parker Barnes, Yi Tay, Noam Shazeer, Vinodkumar Prabhakaran, Emily Reif, Nan Du, Ben Hutchinson, Reiner Pope, James Bradbury, Jacob Austin, Michael Isard, Guy Gur-Ari, Pengcheng Yin, Toju Duke, Anselm Levskaya, Sanjay Ghemawat, Sunipa Dev, Henryk Michalewski, Xavier Garcia, Vedant Misra, Kevin Robinson, Liam Fedus, Denny Zhou, Daphne Ippolito, David Luan, Hyeontaek Lim, Barret Zoph, Alexander Spiridonov, Ryan Sepassi, David Dohan, Shivani Agrawal, Mark Omernick, Andrew M. Dai, Thanumalayan Sankaranarayanan Pillai, Marie Pellat, Aitor Lewkowycz, Erica Moreira, Rewon Child, Oleksandr Polozov, Katherine Lee, Zongwei Zhou, Xuezhi Wang, Brennan Saeta, Mark Diaz, Orhan Firat, Michele Catasta, Jason Wei, Kathy Meier-Hellstern, Douglas Eck, Jeff Dean, Slav Petrov, and Noah Fiedel. 2022. PaLM: Scaling Language Modeling with Pathways. arXiv:2204.02311 [cs.CL]
- [6] Leo Gao, Jonathan Tow, Stella Biderman, Sid Black, Anthony DiPofi, Charles Foster, Laurence Golding, Jeffrey Hsu, Kyle McDonell, Niklas Muennighoff, Jason Phang, Laria Reynolds, Eric Tang, Anish Thite, Ben Wang, Kevin Wang, and Andy Zou. 2021. *A framework for few-shot language model evaluation*. <https://doi.org/10.5281/zenodo.5371628>
- [7] Amir Gholami, Sehoon Kim, Zhen Dong, Zhewei Yao, Michael W. Mahoney, and Kurt Keutzer. 2021. A Survey of Quantization Methods for Efficient Neural Network Inference. arXiv:2103.13630 [cs.CV]
- [8] Jianping Gou, Baosheng Yu, Stephen J. Maybank, and Dacheng Tao. 2021. Knowledge Distillation: A Survey. *International Journal of Computer Vision* 129, 6 (mar 2021), 1789–1819. <https://doi.org/10.1007/s11263-021-01453-z>
- [9] Torsten Hoeffler, Dan Alistarh, Tal Ben-Nun, Nikoli Dryden, and Alexandra Peste. 2021. Sparsity in Deep Learning: Pruning and growth for efficient inference and training in neural networks. *Journal of Machine Learning Research* 22, 241 (2021), 1–124. <http://jmlr.org/papers/v22/21-0366.html>
- [10] Jordan Hoffmann, Sebastian Borgeaud, Arthur Mensch, Elena Buchatskaya, Trevor Cai, Eliza Rutherford, Diego de Las Casas, Lisa Anne Hendricks, Johannes Welbl, Aidan Clark, Tom Hennigan, Eric Noland, Katie Millican, George van den Driessche, Bogdan Damoc, Aurelia Guy, Simon Osindero, Karen Simonyan, Erich Elsen, Jack W. Rae, Oriol Vinyals, and Laurent Sifre. 2022. Training Compute-Optimal Large Language Models. arXiv:2203.15556 [cs.CL]
- [11] Xiaoqi Jiao, Yichun Yin, Lifeng Shang, Xin Jiang, Xiao Chen, Linlin Li, Fang Wang, and Qun Liu. 2020. TinyBERT: Distilling BERT for Natural Language Understanding. In *Findings of the Association for Computational Linguistics: EMNLP 2020*. Association for Computational Linguistics, Online, 4163–4174. <https://doi.org/10.18653/v1/2020.findings-emnlp.372>
- [12] Jared Kaplan, Sam McCandlish, Tom Henighan, Tom B. Brown, Benjamin Chess, Rewon Child, Scott Gray, Alec Radford, Jeffrey Wu, and Dario Amodei. 2020. Scaling Laws for Neural Language Models. arXiv:2001.08361 [cs.LG]
- [13] Eldar Kurtic, Elias Frantar, and Dan Alistarh. 2023. ZipLM: Hardware-Aware Structured Pruning of Language Models. arXiv:2302.04089 [cs.LG]
- [14] Percy Liang, Rishi Bommasani, Tony Lee, Dimitris Tsipras, Dilara Soylu, Michihiro Yasunaga, Yian Zhang, Deepak Narayanan, Yuhuai Wu, Ananya Kumar, Benjamin Newman, Binhang Yuan, Bobby Yan, Ce Zhang, Christian Cosgrove, Christopher D. Manning, Christopher Ré, Diana Acosta-Navas, Drew A. Hudson, Eric Zelikman, Esin Durmus, Faisal Ladhak, Frieda Rong, Hongyu Ren, Huaxiu Yao, Jue Wang, Keshav Santhanam, Laurel Orr, Lucia Zheng, Mert Yuksekgonul, Mirac Suzgun, Nathan Kim, Neel Guha, Niladri Chatterji, Omar Khattab, Peter Henderson, Qian Huang, Ryan Chi, Sang Michael Xie, Shibani Santurkar, Surya Ganguli, Tatsunori Hashimoto, Thomas Icard, Tianyi Zhang, Vishrav Chaudhary, William Wang, Xuechen Li, Yifan Mai, Yuhui Zhang, and Yuta Koreeda. 2022. Holistic Evaluation of Language Models. arXiv:2211.09110 [cs.CL]
- [15] Chin-Yew Lin. 2004. ROUGE: A Package for Automatic Evaluation of Summaries. In *Bart Summarization Branches Out*. Association for Computational Linguistics, Barcelona, Spain, 74–81. <https://aclanthology.org/W04-1013>
- [16] Ian McKenzie, Alexander Lyzhov, Alicia Parrish, Ameya Prabhu, Aaron Mueller, Najoung Kim, Sam Bowman, and Ethan Perez. 2022. The Inverse Scaling Prize. <https://github.com/inverse-scaling/prize>
- [17] Ian McKenzie, Alexander Lyzhov, Alicia Parrish, Ameya Prabhu, Aaron Mueller, Najoung Kim, Sam Bowman, and Ethan Perez. 2022. Inverse Scaling Prize: First Round Winners. <https://irmckenzie.co.uk/round1>
- [18] Ian McKenzie, Alexander Lyzhov, Alicia Parrish, Ameya Prabhu, Aaron Mueller, Najoung Kim, Sam Bowman, and Ethan Perez. 2023. Inverse Scaling Prize: Second Round Winners. <https://irmckenzie.co.uk/round2>
- [19] Victor Sanh, Lysandre Debut, Julien Chaumond, and Thomas Wolf. 2020. DistilBERT, a distilled version of BERT: smaller, faster, cheaper and lighter. arXiv:1910.01108 [cs.CL]
- [20] Aarohi Srivastava, Abhinav Rastogi, Abhishek Rao, Abu Awal Md Shoeb, Abubakar Abid, Adam Fisch, Adam R. Brown, Adam Santoro, Aditya Gupta, Adria Garriga-Alonso, Agnieszka Kluska, Aitor Lewkowycz, Akshat Agarwal, Alethea Power, Alex Ray, Alex Warstadt, Alexander W. Kocurek, Ali Safaya, Ali Tazarv, Alice Xiang, Alicia Parrish, Allen Nie, Aman Hussain, Amanda Askell, Amanda Douza, Ambrose Slone, Ameerah Rahane, Anantharaman S. Iyer, Anders Andreassen, Andrea Madotto, Andrea Santilli, Andreas Stuhlmüller, Andrew Dai, Andrew La, Andrew Lampinen, Andy Zou, Angela Jiang, Angelica Chen, Anh Vuong, Animesh Gupta, Anna Gottardi, Antonio Norelli, Anu Venkatesh, Arash Gholamidavoodi, Arfa Tabassum, Arul Menezes, Arun Kirubarajan, Asher Mullokkandov, Ashish Sabharwal, Austin Herrick, Avia Efrat, Aykut Erdem, Ayta Karakaş, B. Ryan Roberts, Bao Sheng Loe, Barret Zoph, Bartłomiej Bojanowski, Batuhan Özyurt, Behnam Hedayatnia, Behnam Neyshabur, Benjamin Inden, Benno Stein, Berk Ekmekci, Bill Yuchen Lin, Blake Howald, Bryan Orinon, Cameron Diao, Cameron Dour, Catherine Stinson, Cedrick Argueta, César Ferri Ramírez, Chandan Singh, Charles Rathkopf, Chenlin Meng, Chitta Baral, Chiyu Wu, Chris Callison-Burch, Chris Waites, Christian Voigt, Christopher D. Manning, Christopher Potts, Cindy Ramirez, Clara E. Rivera, Clemencia Siro, Colin Raffel, Courtney Ashcraft, Cristina Garbacea, Damien Sileo, Dan Garrette, Dan Hendrycks, Dan Kilman, Dan Roth, Daniel Freeman, Daniel Khoshabi, Daniel Levy, Daniel Moseguí González, Danielle Perszyk, Danny Hernandez, Danqi Chen, Daphne Ippolito, Dar Gilboa, David Dohan, David Drakard, David Jurgen, Debajyoti Datta, Deep Ganguli, Denis Emelin, Denis Kleyko, Deniz Yuret, Derek Chen, Derek Tam, Dieuwke Hupkes, Diganta Misra, Dilyar Buzan, Dimintri Coelho Mollo, Diyi Yang, Dong-Ho Lee, Dylan Schrader, Ekaterina Shutova, Ekin Dogus Cubuk, Elad Segal, Eleanor Hagerman, Elizabeth Barnes, Elizabeth Donoway, Ellie Pavlick, Emanuele Rodola, Emma Lam, Eric Chu, Eric Tang, Erkan Erdem, Ernie Chang, Ethan A. Chi, Ethan Dyer, Ethan Jerzak, Ethan Kim, Eunice Engelfu Manyasi, Evgenii Zheltonozhskii, Fanyue Xia, Fatemeh Siar, Fernando Martínez-Plumed, Francesca Happé, Francois Chollet, Frieda Rong, Gaurav Mishra, Genta Indra Winata, Gerard de Melo, Germán Kruszewski, Giambattista Parascandolo, Giorgio Mariani, Gloria Wang, Gonzalo Jaimovitch-López, Gregor Betz, Guy Gur-Ari, Hana Galijasevic, Hannah Kim, Hannah Rashkin, Hannaneh Hajishirzi, Harsh Mehta, Hayden Bogar, Henry Shevlin, Hinrich Schütze, Hiromu Yakura, Hongming Zhang, Hugh Mee Wong, Ian Ng, Isaac Noble, Jaap Jumelet, Jack Geisinger, Jackson Kernion, Jacob Hilton, Jaehoon Lee, Jaime Fernández Fisac, James B. Simon, James Koppel, James Zheng, James Zou, Jan Kocoń, Jana Thompson, Janelle Wingfield, Jared Kaplan, Jarema Radom, Jascha Sohl-Dickstein, Jason Phang, Jason Wei, Jason Yosinski, Jekaterina Novikova, Jelle Bosscher, Jennifer Marsh, Jeremy Kim, Jeroen Taal, Jesse Engel, Jesujoba Alabi, Jiacheng Xu, Jiaming Song, Jillian Tang, Joan Waweru, John Burden, John Miller, John U. Balis, Jonathan Batchelder, Jonathan Berant, Jörg Froberg, Jos Rozen, Jose Hernandez-Orallo, Joseph Boudeman, Joseph Guerr, Joseph Jones, Joshua B. Tenenbaum, Joshua S. Rule, Joyce Chua, Kamil Kancierz, Karen Livescu, Karl Krauth, Karthik Gopalakrishnan, Katerina Ignatyeva, Katja Markert, Kaustubh D. HOLE, Kevin Gimpel, Kevin Omondi, Kory Mathewson, Kristen Chialfallo, Ksenia Shkaruta, Kumar Shridhar, Kyle McDonell, Kyle Richardson, Laria Reynolds, Leo Gao, Li Zhang, Liam Dugan, Lianhui Qin, Lidia Contreras-Ochando, Louis-Philippe Morency, Luca Moschella, Lucas Lam, Lucy Noble, Ludwig Schmidt, Luheng He, Luis Oliveros Colón, Luke Metz, Lütfi Kerem Şenel, Maarten Bosma, Maarten Sap, Maartje ter Hoeve, Maheen Farooqi, Manaal Faruqui, Mantas Mazeika, Marco Baturan, Marco Marelli, Marco Maru, Maria Jose Ramirez Quintana, Marie Tokiwhi, Mario Giulianelli, Martha Lewis, Martin Potthast, Matthew L. Leavitt, Matthias Hagen, Mátys Schubert, Medina Orduna Baitemirova, Melody Arnaud, Melvin McElrath, Michael A. Yee, Michael Cohen, Michael Gu, Michael Ivanitskiy, Michael Starritt, Michael Strube, Michael Swędrowski, Michele Bevilacqua, Michihiro Yasunaga, Mihir Kale, Mike Cain, Mimeo Xu, Mirac Suzgun, Mitch Walker, Mo Tiwari, Mohit Bansal, Moin Aminnaseri, Mor Geva, Mozhdheh Gheini, Mukund Varma T, Nanyun Peng, Nathan A. Chi, Nayeon Lee, Neta Gur-Ari Krakover, Nicholas Hagen, Nicholas Cameron, Nicholas Roberts, Nick Doiron, Nicole Martinez, Nikita Nangia, Niklas Deckers, Niklas Muennighoff, Nitish Shirish Keskar, Niveditha S. Iyer, Noah Constant, Noah Fiedel, Nuan Wen, Oliver Zhang, Omar Agha, Omar Elbaghdadi, Omer Levy, Owain

- Evans, Pablo Antonio Moreno Casares, Parth Doshi, Pascale Fung, Paul Pu Liang, Paul Vicol, Pegah Alipoormolabashi, Peiyuan Liao, Percy Liang, Peter Chang, Peter Eckersley, Phu Mon Htut, Pinyu Hwang, Piotr Milkowski, Piyush Patil, Pouya Pezeshkpour, Priti Oli, Qiaozhu Mei, Qing Lyu, Qinlang Chen, Rabin Banjade, Rachel Etta Rudolph, Raefer Gabriel, Rahel Habacker, Ramon Risco, Raphaël Millière, Rhythm Garg, Richard Barnes, Rif A. Saurous, Riku Arakawa, Robbe Raymaekers, Robert Frank, Rohan Sikand, Roman Novak, Roman Sitelew, Ronan LeBras, Rosanne Liu, Rowan Jacobs, Rui Zhang, Ruslan Salakhutdinov, Ryan Chi, Ryan Lee, Ryan Stovall, Ryan Teehan, Rylan Yang, Sahib Singh, Saif M. Mohammad, Sajant Anand, Sam Dillavou, Sam Shleifer, Sam Wiseman, Samuel Gruetter, Samuel R. Bowman, Samuel S. Schoenholz, Sanghyun Han, Sanjeev Kwatra, Sarah A. Rous, Sarik Ghazarian, Sayan Ghosh, Sean Casey, Sebastian Bischoff, Sebastian Gehrmann, Sebastian Schuster, Sepideh Sadeghi, Shadi Hamdan, Sharon Zhou, Shashank Srivastava, Sherry Shi, Shikhar Singh, Shima Asaadi, Shixiang Shane Gu, Shubh Pachchigar, Shubham Toshniwal, Shyam Upadhyay, Shyamolima, Debnath, Siamak Shakeri, Simon Thormeyer, Simone Melzi, Siva Reddy, Sneha Priscilla Makini, Soo-Hwan Lee, Spencer Torene, Sriharsha Hatwar, Stanislas Dehaene, Stefan Divic, Stefano Ermon, Stella Biderman, Stephanie Lin, Stephen Prasad, Steven T. Piantadosi, Stuart M. Shieber, Sumner Mishergchi, Svetlana Kiritchenko, Swaroop Mishra, Tal Linzen, Tal Schuster, Tao Li, Tao Yu, Tariq Ali, Tatsu Hashimoto, Te-Lin Wu, Théo Desbordes, Theodore Rothschild, Thomas Phan, Tianle Wang, Tiberius Nkinyili, Timo Schick, Timofei Kornev, Titus Tunduny, Tobias Gerstenberg, Trenton Chang, Trishala Neeraj, Tushar Khot, Tyler Shultz, Uri Shaham, Vedant Misra, Vera Demberg, Victoria Nyamai, Vikas Raunak, Vinay Ramasesh, Vinay Uday Prabhu, Vishakh Padmakumar, Vivek Srikumar, William Fedus, William Saunders, William Zhang, Wout Vossen, Xiang Ren, Xiaoyu Tong, Xinran Zhao, Xinyi Wu, Xudong Shen, Yadollah Yaghoobzadeh, Yair Lakretz, Yangqiu Song, Yasaman Bahri, Yejin Choi, Yichi Yang, Yiding Hao, Yifu Chen, Yonatan Belinkov, Yu Hou, Yufang Hou, Yuntao Bai, Zachary Seid, Zhuoye Zhao, Zijian Wang, Zijie J. Wang, Zirui Wang, and Ziyi Wu. 2023. Beyond the Imitation Game: Quantifying and extrapolating the capabilities of language models. arXiv:2206.04615 [cs.CL]
- [21] Hugo Touvron, Thibaut Lavril, Gautier Izacard, Xavier Martinet, Marie-Anne Lachaux, Timothée Lacroix, Baptiste Rozière, Naman Goyal, Eric Hambro, Faisal Azhar, Aurelien Rodriguez, Armand Joulin, Edouard Grave, and Guillaume Lample. 2023. LLaMA: Open and Efficient Foundation Language Models. arXiv:2302.13971 [cs.CL]
- [22] Leandro von Werra, Lewis Tunstall, Abhishek Thakur, Alexandra Sasha Lucchioni, Tristan Thrush, Aleksandra Piktus, Felix Marty, Nazneen Rajani, Victor Mustar, Helen Ngo, Omar Sanseviero, Mario Šaško, Albert Villanova, Quentin Lhoest, Julien Chaumond, Margaret Mitchell, Alexander M. Rush, Thomas Wolf, and Douwe Kiela. 2022. Evaluate & Evaluation on the Hub: Better Best Practices for Data and Model Measurements. arXiv:2210.01970 [cs.LG]
- [23] Guangxuan Xiao, Ji Lin, Mickael Seznec, Hao Wu, Julien Demouth, and Song Han. 2023. SmoothQuant: Accurate and Efficient Post-Training Quantization for Large Language Models. In *Proceedings of the 40th International Conference on Machine Learning (Proceedings of Machine Learning Research, Vol. 202)*. Andreas Krause, Emma Brunskill, Kyunghyun Cho, Barbara Engelhardt, Sivan Sabato, and Jonathan Scarlett (Eds.). PMLR, 38087–38099. <https://proceedings.mlr.press/v202/xiao23c.html>
- [24] Shi Zong, Josh Seltzer, Jiahua, Pan, Kathy Cheng, and Jimmy Lin. 2023. Which Model Shall I Choose? Cost/Quality Trade-offs for Text Classification Tasks. arXiv:2301.07006 [cs.CL]